

Trisecting 4–manifolds

DAVID T. GAY, ROBION KIRBY *

Euclid Lab, 160 Milledge Terrace, Athens, GA 30606
Department of Mathematics, University of Georgia, Athens, GA 30602
 and
University of California, Berkeley, CA 94720

Email: d.gay@euclidlab.org and kirby@math.berkeley.edu

Abstract

We show that any smooth, closed, oriented, connected 4–manifold can be trisected into three copies of $\natural^k(S^1 \times B^3)$, intersecting pairwise in 3–dimensional handlebodies, with triple intersection a closed 2–dimensional surface. Such a trisection is unique up to a natural stabilization operation. This is analogous to the existence, and uniqueness up to stabilization, of Heegaard splittings of 3–manifolds. A trisection of a 4–manifold X arises from a Morse 2–function $G : X \rightarrow B^2$ and the obvious trisection of B^2 , in much the same way that a Heegaard splitting of a 3–manifold Y arises from a Morse function $g : Y \rightarrow B^1$ and the obvious bisection of B^1 .

AMS Classification 57M50; 57R45, 57R65

Keywords Morse 2–function, 4–manifold, Heegaard splitting, Heegaard triple

1 Introduction

Consider first the 3–dimensional case of an oriented, connected, closed 3–manifold Y^3 . From a Morse function $f : Y \rightarrow [0, 3]$ with only one critical point of index zero and one of index three, and all critical points of index i mapping to i , we see that $f^{-1}([0, 3/2])$ and $f^{-1}([3/2, 3])$ are solid handlebodies, $\natural^g(S^1 \times B^2)$.

For uniqueness, we use Cerf theory [2] to get a homotopy $f_t : Y \rightarrow [0, 3]$ between f_0 and f_1 (each giving Heegaard splittings) where this homotopy introduces no new critical points of index zero or three. There are births and deaths of canceling pairs of index one and two critical points, but these stabilize the Heegaard splittings by connected summing with the standard genus

*This work was partially supported by a grant from the Simons Foundation (#210381 to David Gay). The first author was partially supported by NSF grant DMS-1207721. The second author was partially supported by NSF grant DMS-0838703.

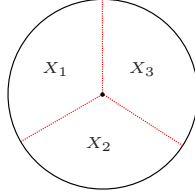


Figure 1: How the pieces of a trisection fit together.

one splitting of S^3 . The homotopy f_t can be chosen to keep the index one critical values below $3/2$ and the index two above. Then handle slides between 1–handles, or 2–handles, take one Heegaard splitting to the other. (This is a now well known Cerf theoretic proof of the Reidemeister-Singer theorem [8][10] which was originally proved combinatorially e.g. [9].)

Analogously in dimension four, let $Z_k = \natural^k(S^1 \times B^3)$ with $Y_k = \partial Z_k = \sharp^k(S^1 \times S^2)$. Given an integer $g \geq k$, let $Y_k = Y_{k,g}^+ \cup Y_{k,g}^-$ be the standard genus g Heegaard splitting of Y_k obtained by stabilizing the standard genus k Heegaard splitting $g - k$ times.

Theorem 1 (Existence) *Given a closed, connected, oriented 4–manifold X , there are integers $0 \leq k \leq g$ and a decomposition of X into three submanifolds $X = X_1 \cup X_2 \cup X_3$ (see Figure 1) satisfying the following properties:*

- (1) *For each $i = 1, 2, 3$, there is a diffeomorphism $\phi_i: X_i \rightarrow Z_k$.*
- (2) *For each $i = 1, 2, 3$, taking indices mod 3, $\phi_i(X_i \cap X_{i+1}) = Y_{k,g}^-$ and $\phi_i(X_i \cap X_{i-1}) = Y_{k,g}^+$.*

As a consequence, note that the triple intersection $X_1 \cap X_2 \cap X_3$ is a surface of genus g .

Furthermore, X has a handlebody decomposition with 1 0–handle, k 1–handles, $g - k$ 2–handles, k 3–handles and 1 4–handle, so that $\chi(X) = 2 + g - 3k$.

By the last assertion, k is determined by X and g , and for this reason we will refer to a trisection of X with given g and k as a genus g trisection of X . Also note that, for a fixed X , different trisections thus have the same genera mod 3.

Remark 2 There are two trivial consequences of the handle decomposition mentioned in the theorem which are worth noting:

- (1) If $k = 0$, i.e. X_1, X_2 and X_3 are each 4–balls, then X has no 1– or 3–handles, and is thus simply-connected.
- (2) If $g = k$, then X has no 2–handles, so $X \cong \sharp^k S^1 \times S^3$.

Remark 3 Readers familiar with the Heegaard triples used [7] to define the Heegaard-Floer 4–manifold invariants may suspect, especially after reading the discussion below about trisection diagrams, that this theorem follows fairly quickly from the Heegaard triple techniques in [7]. In all fairness this is probably true; we will present two proofs of Theorem 1, one of which tells the story of how we discovered the result using Morse 2–functions, while the other is more in the spirit of [7], directly using ordinary handle decompositions. In some sense, then, this theorem can be thought of as a particularly nice packaging of the topological setup for [7].

Exactly as with Heegaard splittings in dimension 3, our uniqueness result for trisections of 4–manifolds is uniqueness up to a stabilization operation, which we now define.

Definition 4 *Stabilization* Given a 4–manifold X with a trisection (X_1, X_2, X_3) , we construct a new trisection (X'_1, X'_2, X'_3) , as follows: For each $i, j \in \{1, 2, 3\}$, let H_{ij} be the handlebody $X_i \cap X_j$, with boundary $F = X_1 \cap X_2 \cap X_3$. Let a_{ij} be a properly embedded boundary parallel arc in each H_{ij} , such that the end points of a_{12}, a_{23} and a_{31} are disjoint in F . Let N_{ij} be a closed 4–dimensional regular neighborhood of a_{ij} in X (thus diffeomorphic to B^4), with N_{12}, N_{23} and N_{31} disjoint. Then we define:

- $X'_1 = (X_1 \cup N_{23}) \setminus (\overset{\circ}{N}_{31} \cup \overset{\circ}{N}_{12})$
- $X'_2 = (X_2 \cup N_{31}) \setminus (\overset{\circ}{N}_{12} \cup \overset{\circ}{N}_{23})$
- $X'_3 = (X_3 \cup N_{12}) \setminus (\overset{\circ}{N}_{23} \cup \overset{\circ}{N}_{31})$

The operation of replacing (X_1, X_2, X_3) with (X'_1, X'_2, X'_3) is called *stabilization*.

Since any two boundary parallel arcs in a handlebody are isotopic, it is clear that this operation does not depend on the choice of arcs or neighborhoods. We prove the following fact at the beginning of Section 5:

Lemma 5 *If (X_1, X_2, X_3) is a trisection of X^4 , with genus g , and (X'_1, X'_2, X'_3) is a stabilization of (X_1, X_2, X_3) , then (X'_1, X'_2, X'_3) is also a trisection of X , with genus $g' = g + 3$.*

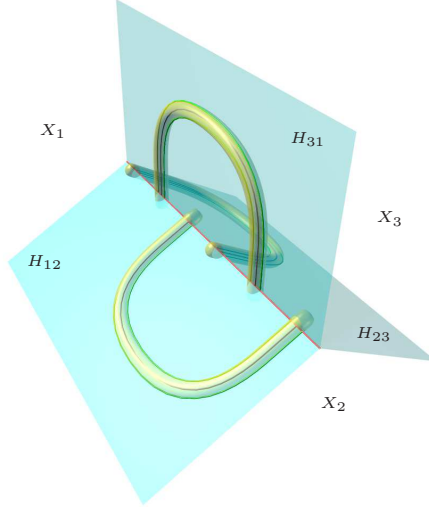


Figure 2: Stabilizing a trisection in dimension 3.

The reader may find Figure 2, which illustrates stabilization in dimension 3, useful in proving this lemma before reading our proof.

Theorem 6 (Uniqueness) *Given two trisections of X , (X_1, X_2, X_3) and (X'_1, X'_2, X'_3) , then after stabilizing each trisection some number of times, there is a diffeomorphism $h : X \rightarrow X$ isotopic to the identity with the property that $h(X_i) = X'_i$ for each i . In particular, $h(X_i \cap X_j) = X'_i \cap X'_j$, for $i \neq j$ in $\{1, 2, 3\}$, and $h(X_1 \cap X_2 \cap X_3) = h(X'_1 \cap X'_2 \cap X'_3)$.*

2 Discussion and examples

We now discuss several ways to work with and think about trisections, as well as some basic examples. We will be making distinctions analogous to the distinction between a Heegaard *splitting* of a 3-manifold and a Heegaard *diagram* for a 3-manifold.

Trisection: When we refer to the trisection itself, we imply that we are given a fixed 4-manifold X and the three pieces X_1 , X_2 and X_3 are explicit submanifolds of X , rather than abstract copies of $Z_k = \natural^k(S^1 \times B^3)$. Thus $S^4 \subset \mathbb{C} \times \mathbb{R}^3$

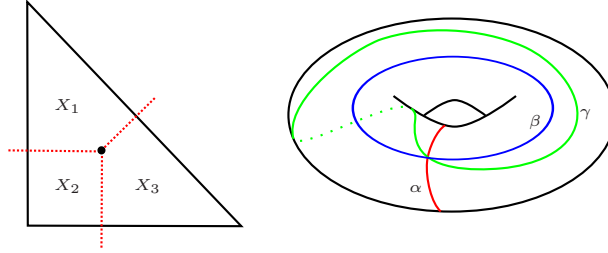


Figure 3: Trisection of $\mathbb{C}P^2$.

can be explicitly divided into three pieces $X_j = \{(re^{i\theta}, x_3, x_4, x_5) \mid 2\pi j/3 \leq \theta \leq 2\pi(j+1)/3\}$, giving a genus 0 trisection of S^4 .

When we stabilize the trivial genus 0 trisection of S^4 , we get a genus 3 trisection of S^4 , which we will call *the standard genus 3 trisection of S^4* . There is an obvious *connected sum* operation on trisected 4-manifolds, obtained by removing standardly trisected balls from each manifold and gluing along the boundary spheres so as to match the trisections. Stabilization can then also be defined as performing a connected sum with S^4 with its standard genus 3 trisection.

The standard toric picture of $\mathbb{C}P^2$ as a right triangle gives a natural trisection into three pieces X_1, X_2, X_3 as the inverse images under the moment map of the three pieces of the right triangle shown in Figure 3. These pieces are again diffeomorphic to B^4 but they intersect along solid tori all meeting along a central fiber diffeomorphic to T^2 , so that this is a genus 1 trisection of $\mathbb{C}P^2$.

Looking at the standard toric picture of $S^2 \times S^2$ as a square also leads to a natural trisection of $S^2 \times S^2$ as follows: We divide the square into four regions labelled X_1, X_{2a}, X_{2b} and X_3 as indicated in Figure 4, and label the inverse images of these regions in $S^2 \times S^2$ with the same labels. Each of X_1, X_{2a}, X_{2b} and X_3 is a 4-ball, and in fact they give the standard handle decomposition of $S^2 \times S^2$, with X_1 being the 0-handle, X_{2a} and X_{2b} being the 2-handles and X_3 being the 4-handle. Note that $X_1 \cap X_3$ is $T^2 \times [0, 1]$, with $T^2 \times \{0\}$ being $X_1 \cap X_3 \cap X_{2a}$ and $T^2 \times \{1\}$ being $X_1 \cap X_3 \cap X_{2b}$. Let p be a point in T^2 and let a be the arc $\{p\} \times [0, 1] \subset X_1 \cap X_3$. Remove a tubular neighborhood of this arc from X_1 and X_3 and add it as a tube joining X_{2a} to X_{2b} . The union of X_{2a} and X_{2b} with this tube is the X_2 of our trisection, and the new X_1 and X_3 are the results of removing the tube from the original X_1 and X_3 . A little thought shows that this is a trisection with $k = 0$ (each piece is a 4-ball) and $g = 2$. (Thanks to Bob Edwards for giving us the initial picture that led to this

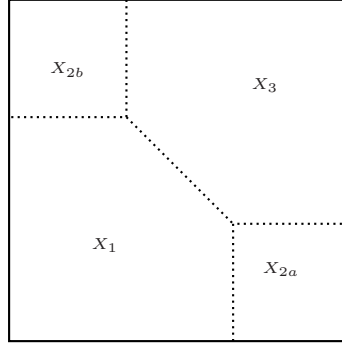


Figure 4: Trisection of $S^2 \times S^2$.

description.)

Trisection diagrams: After identifying the central surface $X_1 \cap X_2 \cap X_3$ with the standard genus g surface F_g , we then have three handlebodies $H_{12} = X_1 \cap X_2$, $H_{23} = X_2 \cap X_3$ and $H_{31} = X_3 \cap X_1$ with common boundary F_g . Then we can describe how H_{12} , H_{23} and H_{31} are attached to F_g by drawing three sets of curves $\alpha_1, \dots, \alpha_g$, β_1, \dots, β_g and $\gamma_1, \dots, \gamma_g$ such that H_{12} is obtained by attaching 2–handles along the α curves, H_{23} from the β curves and H_{31} from the γ curves. The 4–manifold X is reconstructed (*up to diffeomorphism*) by attaching 4–dimensional 2–handles to $F_g \times D^2$ along the α , β and γ curves, in disjoint copies of F_g , and the remainder of X is 3– and 4–handles. Recall that there is a unique way, up to diffeomorphism, to attach the 3– and 4–handles [6].

Note that each of (F_g, α, β) , (F_g, β, γ) and (F_g, γ, α) is a Heegaard diagram for $\sharp^k(S^1 \times S^2)$ and thus each can, after a sequence of handle slides, be made to look like the standard genus g Heegaard diagram of $\sharp^k(S^1 \times S^2)$. However, there is no reason to expect that we can simultaneously arrange for all three pairs of sets of curves to be standard.

Figure 5 illustrates a general trisection diagram where we have made the (F_g, α, β) standard, where α is red and β is blue; the reds and blues give the standard genus g Heegaard diagram for $\sharp^k(S^1 \times S^2)$. The important point is that most of the information about the 4–manifold X is then carried by the γ curves (one of which is drawn here in green). These green curves can be drawn anywhere with the proviso that some sequence of handle slides of the greens amongst the greens and the reds amongst reds, followed by a diffeomorphism of F_g , can make the reds and greens look like the reds and blues. The same proviso holds for the greens and blues, but a different sequence of handle slides and a different diffeomorphism may be required.

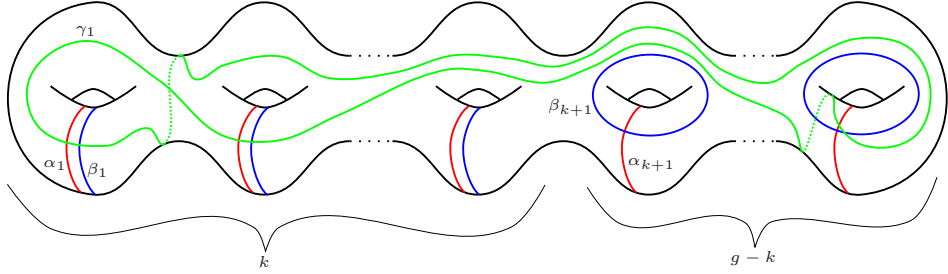


Figure 5: A general trisection diagram.

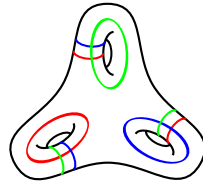


Figure 6: The simplest nontrivial trisection diagram for S^4 , of genus 3. The red curves are the α curves, the blues are the β 's and the greens are the γ 's.

In Figure 6 we draw the simplest nontrivial trisection diagram that gives S^4 , with $g = 3$ and $k = 1$, which is in fact a trisection diagram for the standard genus 3 trisection of S^4 . Since it is not known whether the mapping class group of S^4 is trivial, we cannot say that this *diagram* determines the standard genus 3 trisection of S^4 , only its diffeomorphism class. Figure 3 shows the meridian, longitude and $(1, 1)$ -curve as α , β and γ for $\mathbb{C}P^2$ with $F_g = T^2$. Figure 7 shows trisection diagrams for $S^2 \times S^2$, with $g = 2$ and $k = 0$, and $S^1 \times S^3$, with $g = 1$ and $k = 1$. (Lawrence Roberts obtained this simple diagram for $S^2 \times S^2$ using the bouquet method in [7], and pointed out the parallels between the trisections discussed here and the Heegaard triples discussed in [7]. This is one reason we present two proofs of Theorem 1.)

Corollary 7 (Corollary to Theorem 6) *Two trisection diagrams $(F, \alpha, \beta, \gamma)$*

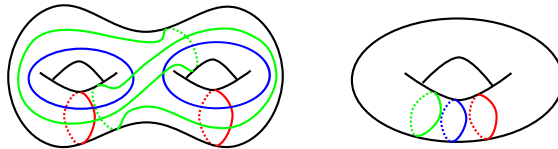


Figure 7: $S^2 \times S^2$ on the left and $S^1 \times S^3$ on the right.

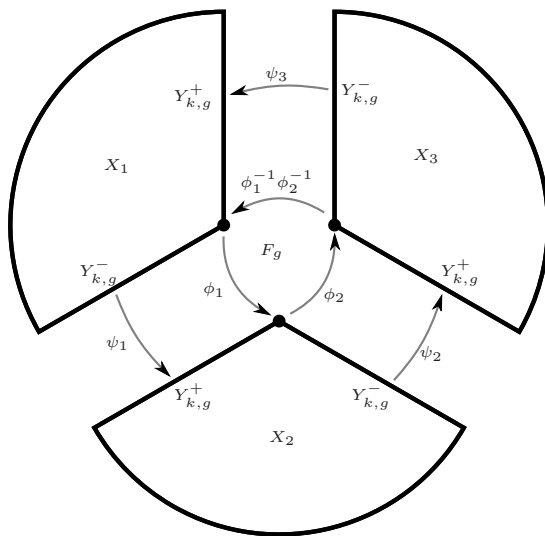


Figure 8: Gluing maps.

and $(F', \alpha', \beta', \gamma')$ describe diffeomorphic 4-manifolds if and only if they are related by stabilization and handle slides, where handle slides means sliding α 's over α 's, β 's over β 's and γ 's over γ 's.

Proof Any two handle decompositions of a fixed genus g handlebody, each with one 0-handle and g 1-handles, are related by handle slides; this is proved in [4]. \square

Gluing maps: A 4-manifold X with a trisection (X_1, X_2, X_3) is determined up to diffeomorphism by the data of k, g and three gluing maps between the sectors; see Figure 8. Here we discuss this gluing data carefully and show how to reduce the data to two elements of the mapping class group of a closed genus g surface satisfying certain constraints.

Let X_1, X_2 and X_3 be copies of $Z_k = \natural^k(S^1 \times B^3)$. Let $Y_k = \partial Z_k = Y_{k,g}^+ \cup Y_{k,g}^-$ be the standard genus g Heegaard splitting of $Y_k = \sharp^k(S^1 \times S^2)$ with $H_{k,g} = Y_{k,g}^+ \cap Y_{k,g}^-$ the Heegaard surface, with a fixed identification $H_{k,g} \cong F_g$. We can then construct a 4-manifold with three diffeomorphisms $\psi_i: Y_{k,g}^- \rightarrow -Y_{k,g}^+$, for $i = 1, 2, 3$, such that ψ_i glues X_i to X_{i+1} (indices taken mod. 3) by gluing the copy of $Y_{k,g}^-$ in ∂X_i to the copy of $Y_{k,g}^+$ in ∂X_{i+1} . Let $\phi_i = \psi_i|_{F_g}: F_g \rightarrow F_g$ and note that we need $\phi_3 \circ \phi_2 \circ \phi_1$ to be isotopic to the identity in order for the resulting manifold to close at the central fiber F_g . Furthermore, since an

automorphism of a 3-dimensional handlebody is completely determined up to isotopy by its restriction to the boundary surface, this entire construction is actually determined by the two (isotopy classes of) maps $\phi_1, \phi_2: F_g \rightarrow F_g$, with $\phi_3 = \phi_1^{-1} \circ \phi_2^{-1}$.

However, this characterization is slightly misleading because an arbitrary pair ϕ_1, ϕ_2 of mapping classes of F_g does not necessarily produce a trisected 4-manifold: We need that each of ϕ_1 , ϕ_2 and $\phi_1^{-1} \circ \phi_2^{-1}$ extends to a diffeomorphism $\psi_i: Y_{k,g}^- \rightarrow -Y_{k,g}^+$, a slightly messy condition that is not entirely trivial to check.

Curve complex perspective: As discussed earlier, the choice of which curves $\alpha_1, \dots, \alpha_g$ to use to represent the handlebody H_{12} bounded by F_g is arbitrary and different choices are related by handle slides. Instead, we can consider, for each handlebody H_{12} , H_{23} and H_{31} , the subsets U_{12} , U_{23} and U_{31} , respectively of the curve complex for F_g given by those essential simple closed curves which bound disks in the respective handlebody. Because each pair of handlebodies gives $\sharp^k(S^1 \times S^2)$, we know that the three intersections $U_{12} \cap U_{23}$, $U_{23} \cap U_{31}$ and $U_{31} \cap U_{12}$ are nonempty. This perspective raises many interesting questions, such as: What is the minimal area of a triangle with vertices in the three intersections? If $U_{12} \cap U_{23} \cap U_{31}$ is nonempty, what does that tell us about X ?

An extended example: 3-manifold bundles over S^1 . (Thanks to Stefano Vidussi for asking interesting questions that led to this example.) Suppose X^4 fibers over S^1 , $M \hookrightarrow X \rightarrow S^1$, with fiber a closed, connected, oriented 3-manifold M^3 , and monodromy $\mu: M \rightarrow M$.

A trisection of X is not immediately obvious, just as a bisection (Heegaard splitting) is not immediate when a 3-manifold fibers over a circle: $F_g \hookrightarrow M \rightarrow S^1$.

In the latter case, one takes two fibers over distinct points of S^1 , separating M into two copies of $I \times F$. Choose a Morse function on F with one critical point of index 2 and thus one 2-handle H . Remove $I \times H$ from one $I \times F$ and add it to the other copy of $I \times F$. This turns the first copy into a handle body with $2g$ 1-handles, and adds a 1-handle to the second copy. Again let H be the 2-handle of the second copy (disjoint from the first H), and remove $I \times H$ from the second copy of $I \times F$ and add it to the first copy. Now both copies are handle bodies with $2g + 1$ 1-handles and we have the desired Heegaard splitting.

In the 4-dimensional case, $X^4 = S^1 \times_{\mu} M$, pick a Morse function $\tau_0: M \rightarrow [0, 3]$ with only one critical point \hat{x} of index 3 and only one \bar{x} of index 0 (τ_0 could give a minimal genus Heegaard splitting if desired).

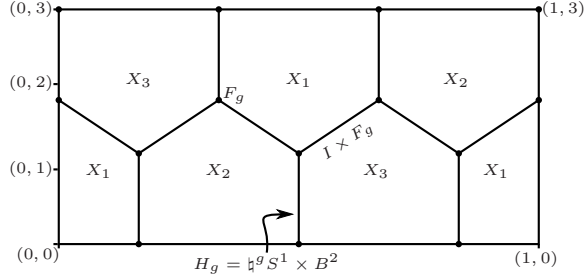


Figure 9: Fibering over S^1 .

Then $\tau_0\mu$ is another Morse function on M with the same kind of critical points, and μ can be isotoped so as to fix the maximum \hat{x} and the minimum \bar{x} . Then there is a homotopy $\tau_t : M \rightarrow [0, 3], t \in [0, 1]$, such that

- (1) $\tau_1 = \tau_0\mu$,
- (2) $\tau_t = \tau_0 = \tau_0\mu$ on \hat{x} and \bar{x} and there are no other definite critical points of τ_t ,
- (3) τ_t is a Morse function for all but a finite number of values of t at which τ_t has a birth or a death of a cancelling pair of indefinite critical points.

Since $S^1 = [0, 1]/0 \sim 1$, property (1) allows us to define

$$\tau : X^4 = ([0, 1] \times M)/(1, x) \sim (0, \mu(x)) \rightarrow S^1 \times [0, 3]$$

by setting $\tau(t, x) = (t, \tau_t(x))$. To check, note that $\tau(1, x) = (1, \tau_1(x)) = (0, \tau_0(\mu(x))) = \tau(0, \mu(x))$.

Thus we have a smoothly varying family of Morse functions on the fibers of X , except for the births and deaths. There are an equal number of births and deaths because τ_0 and $\tau_0\mu$ have the same number of critical points. Then we can make all the births happen earlier at $t = 0$ and the deaths later at $t = 1$, and furthermore by an isotopy of μ , the births and deaths can be paired off and happen at the same points of M . In that case the pairs can be merged and then τ is a family of Morse functions of the fibers of X with only one fixed maximum and minimum and g critical points of indices 1 and 2. Furthermore, it is straightforward to arrange that all critical points of index 1 (resp. 2) take values in a small neighborhood of 1 (resp. 2) for each $t \in S^1$.

Now draw a hexagonal-like grid on $[0, 1] \times [0, 3]$ as in Figure 9 and label the boxes with $X_i, i = 1, 2, 3$. Recall that the left and right ends are identified so as to have $S^1 \times [0, 3]$.

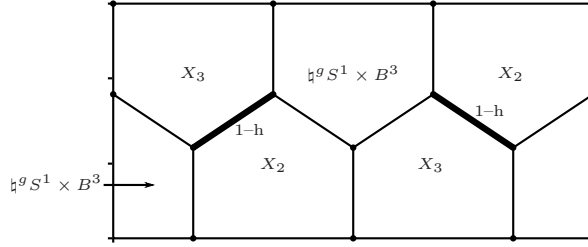


Figure 10: Connect the regions with 1–handles; here the 1–handles connecting the X_i 's are highlighted.

The trisection of X into $X_1 \cup X_2 \cup X_3$ is to be made by tube-connect summing the pre images under τ of the X_i 's in Figure 9. Over each vertical line segment in Figure 9 is H_g which is defined to be a 3–dimensional handle body with g 1–handles, so over the interior vertices lie surfaces F_g . Over the diagonally sloped line segments lie 3–manifolds $I \times F_g$.

Let H be the 2–handle in F_g and define a 4–dimensional 1–handle to be a thickening of $I \times H$ into the bounding X_i 's on either side of $I \times F_g$. Add such a 1–handle to connect each X_i to another X_i across a sloping line segment, for $i = 1, 2, 3$. Doing this twice for X_1 , once along a SW-NE sloping line and once along a NW-SE sloping one as in Figure 10, we see that X_1 has become connected and is a 4–dimensional handlebody with $2g + 1$ 1–handles. Similarly with X_2 and X_3 .

Next we calculate $X_1 \cap X_2$. Its various parts are shown in Figure 11. Note that the sloping edges with labels H_{2g} arise from $I \times F_g$ by having removed the $I \times H$. Thus we have $H_g \cup H_{2g} \cup H_g \cup H_{2g} \cup 4$ 1–handles, and three of the 1–handles cancel 0–handles leaving $H_{6g+1} = X_1 \cap X_2 = X_2 \cap X_3 = X_3 \cap X_1$. Then the central fiber $F_{g'}$ of the trisection has genus $g' = 6g + 1$ and gives a Heegaard splitting of $\partial X_i = \#_{2g+1} S^1 \times S^2$. Note that $k = 2g + 1$ and we can check that $\chi(X) = 0 = 2 + g' - 3k$.

Surface bundles over S^2 . Now suppose that X^4 fibers over S^2 with fiber F a closed surface of genus g_F . We construct a trisection in a similar fashion to the preceding example.

Let $\pi : X \rightarrow S^2$ be the fibration. Identify S^2 with a cube and trisect S^2 as $S^2 = A_1 \cup A_2 \cup A_3$, where each A_i is the union of two opposite (closed) faces of the cube. Choose disjoint sections σ_1, σ_2 and σ_3 over A_1, A_2 and A_3 , respectively, and let N_i be a closed tubular neighborhood of σ_i , for $i = 1, 2, 3$,

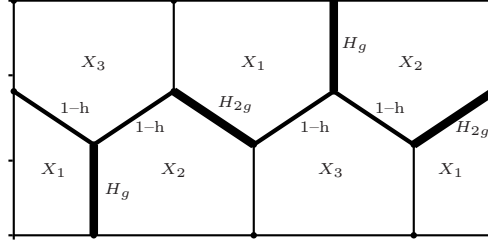


Figure 11: Understanding the pairwise intersections when fibering over S^1 .

with the N_i 's also disjoint. The trisection of X is $X = X_1 \cup X_2 \cup X_3$ where

$$X_i = (\pi^{-1}(A_i) \setminus \mathring{N}_i) \cup N_{i+1},$$

with indices taken mod 3.

We now verify that this is indeed a trisection, and compute g and k along the way. First, $\pi^{-1}(A_i)$ is two copies of $D^2 \times F$. Next, removing \mathring{N}_i leaves us with two copies of $D^2 \times F'$, where F' has genus g_F and one boundary component. Thus $\pi^{-1}(A_i) \setminus \mathring{N}_i$ has two 0–handles and $4g_F$ 1–handles. Finally, N_{i+1} is two 1–handles connecting the two components of $\pi^{-1}(A_i) \setminus \mathring{N}_i$. Thus one of the 0–handles is cancelled by one of these two 1–handles, and we are left with one 0–handle and $k = 4g_F + 1$ 1–handles.

Now we consider the pairwise intersections. The 3–dimensional intersection $X_1 \cap X_2$ is the union of four pieces:

- $(\pi^{-1}(A_1) \setminus \mathring{N}_1) \cap (\pi^{-1}(A_2) \setminus \mathring{N}_2)$: Since A_1 and A_2 intersect along four edges of the cube, this is four copies of $[0, 1] \times F''$, where F'' has genus g_F and *two* boundary components. In other words, this 3–manifold is built from four 0–handles and $4(2g_F + 1) = 8g_F + 4$ 1–handles.
- $(\pi^{-1}(A_1) \setminus \mathring{N}_1) \cap N_3$: This sits over the four edges making up $A_1 \cap A_3$, and thus contributes four 1–handles, two connecting two of the components above, and two connecting the other two. Cancelling two of the 0–handles from the preceding step with two of these 1–handles, we are left with two 0–handles and $8g_F + 6$ 1–handles.
- $N_2 \cap (\pi^{-1}(A_2) \setminus \mathring{N}_2)$: This is just ∂N_2 , which is two copies of $D^2 \times S^1$, joining up the four copies of $[0, 1] \times F''$, from the first step above, in pairs, with the S^1 factor in $D^2 \times S^1$ lining up with one of the boundary components of the F'' factor of $[0, 1] \times F''$. Thus we get two new 1–handles and two new 2–handles. One of the 1–handles cancels a 0–handle, and both 2–handles cancel 1–handles. This leaves us with one 0–handle and $8g_F + 6 + 1 - 2 = 8g_F + 5$ 1–handles.

- $N_2 \cap N_3$: This is empty.

Thus $X_1 \cap X_2$ is a 3–dimensional handlebody with genus $g = 8g_F + 5$, and the same holds for $X_2 \cap X_3$ and $X_3 \cap X_1$.

The triple intersection is necessarily the boundary of each pairwise intersection, so we see that we have a trisection with $k = 4g_F + 1$ and $g = 8g_F + 5$. This gives $\chi = 2 + g - 3k = 4 - 4g_F$, which is what we expect for a genus g_F bundle over S^2 .

3 Existence via Morse 2–functions

The proof presented in this section is an application of tools developed in [3], using Morse 2–functions. In the following section we will rewrite the proof entirely in terms of ordinary Morse functions and handle decompositions, but the trisection is so natural from the point of view of Morse 2–functions that we feel this proof is worth presenting. However, to give the basic idea for those most comfortable with the language of handle decompositions, our construction ends up putting the 0– and 1–handles of X into X_1 , the 3– and 4–handles into X_3 , and the 2–handles together with some “connective tissue” into X_2 .

A Morse 2–function is a smooth, stable map $G: X^n \rightarrow \Sigma^2$; in this paper we will always map to \mathbb{R}^2 . (Stable implies generic when mapping to dimension two.) Just like Morse functions, Morse 2–functions can be characterized by local models, and we now give these local models only in the case of $n = 4$, i.e. we are considering an \mathbb{R}^2 –valued Morse 2–function G on a 4–manifold X :

- (1) Each regular value $q \in \mathbb{R}^2$ has a coordinate neighborhood over which G looks like $F^2 \times B^2 \rightarrow B^2$ for some closed fiber surface F .
- (2) The set of critical points of G is a smooth 1–dimensional submanifold $\text{Crit}_G \subset X$ such that $G: \text{Crit}_G \rightarrow \mathbb{R}^2$ is an immersion with isolated semicubical cusps and crossings. The non-cusp points of Crit_G are called *fold points*, and arcs of such points are called *folds*.
- (3) Each point $q \in G(\text{Crit}_G)$ which is not a cusp or crossing has a neighborhood $U = I \times I$ with coordinates (t, y) , with $G^{-1}(U)$ diffeomorphic to $I \times M^3$ for a 3–dimensional cobordism M , so that $G(t, p) = (t, g(p))$, where $g: M \rightarrow I$ is a Morse function on M with one critical point. The index of this critical point is then called the index of the fold, although this is only well-defined up to $i \mapsto 3 - i$. When the image of the fold is co-oriented, the index is well-defined by insisting that the y –coordinate on $I \times I$ increases in the direction of this co-orientation.

- (4) Each cusp point $q \in G(\text{Crit}_G)$ has a neighborhood $U = I \times I$ with coordinates (t, y) , with $G^{-1}(u) = I \times M^3$, so that $G(t, p) = (t, g_t(p))$, where g_t is a 1-parameter family of Morse functions on M with no critical points for $t = 0$ and a birth of a cancelling pair of critical points at $t = 1/2$. In our examples, these two critical points will always be of index 1 and 2.
- (5) Each crossing point $q \in G(\text{Crit}_G)$ has a neighborhood $U = I \times I$ with coordinates (t, y) , with $G^{-1}(u) = I \times M^3$, so that $G(t, p) = (t, g_t(p))$, where g_t is a 1-parameter family of Morse functions on M with two critical points for all t , such that the critical values cross at $t = 1/2$. In our examples, these two critical points will never be of index 0 or 3.

The basic example of a Morse 2-function is $(t, p) \mapsto (t, g_t(p))$ for an arbitrary generic homotopy g_t between two given Morse functions $g_0, g_1: M^3 \rightarrow [0, 1]$, and the message of the above local models is that Morse 2-functions look locally like homotopies between Morse functions, but globally we may not have a preferred “time” direction. When G is of the form $(t, p) \mapsto (t, g_t(p))$, we call $G(\text{Crit}_G)$ a *Cerf graphic* [2]. Conversely, given a Morse 2-function $G: X^4 \rightarrow \mathbb{R}^2$ and a rectangle $I \times I \subset \mathbb{R}^2$ in which $G(\text{Crit}_G)$ has no vertical tangencies, we can find coordinates in which G is of this form $(t, p) \mapsto (t, g_t(p))$, and so again we will say that $G(\text{Crit}_G)$ is a Cerf graphic in this rectangle.

There is one move on Morse 2-functions (i.e. local model for a generic homotopy between Morse 2-functions) that is central to this paper, which we call the “introduction of an eye”. In a local chart in which a given Morse 2-function G on a 4-manifold has no critical points, we can assume G has the form $(t, x, y, z) \mapsto (t, x)$ or, equivalently, $(t, x, y, z) \mapsto (t, x^3 + (t^2 + 1)x - y^2 + z^2)$ with $t \in [-2, 2]$. Introducing a parameter $s \in [-1, 1]$ we get a homotopy $(t, x, y, z) \mapsto (t, x^3 + (t^2 - s)x - y^2 + z^2)$, with $s = -1$ corresponding to the given map and $s = 1$ the end result of “introducing an eye”. Figure 12 shows the image of the critical locus at $s = 1$, justifying the terminology. Note that this is a Cerf graphic in which, as t increases from -2 to 2 , we see a Morse function on x, y, z space which starts with no critical points, develops a cancelling pair of index 1 and 2 critical points, and then the cancelling pair disappears again so that at $t = 2$ there are again no critical points. Note also that the introduction of an eye takes place in a ball and is localized to a disk in the fiber cross a disk in the base; thus, as long as fibers are connected, we need only specify a disk in the base without critical points and then there is a unique, up to isotopy, way to introduce an eye in that disk.

Proof of Existence, Theorem 1 Throughout we will use coordinates (t, z)

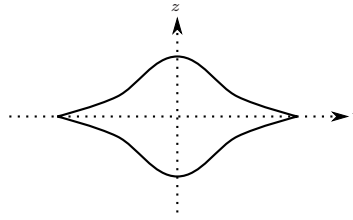


Figure 12: The “eye”, a Cerf graphic in which a pair of cancelling critical points is born and then dies.

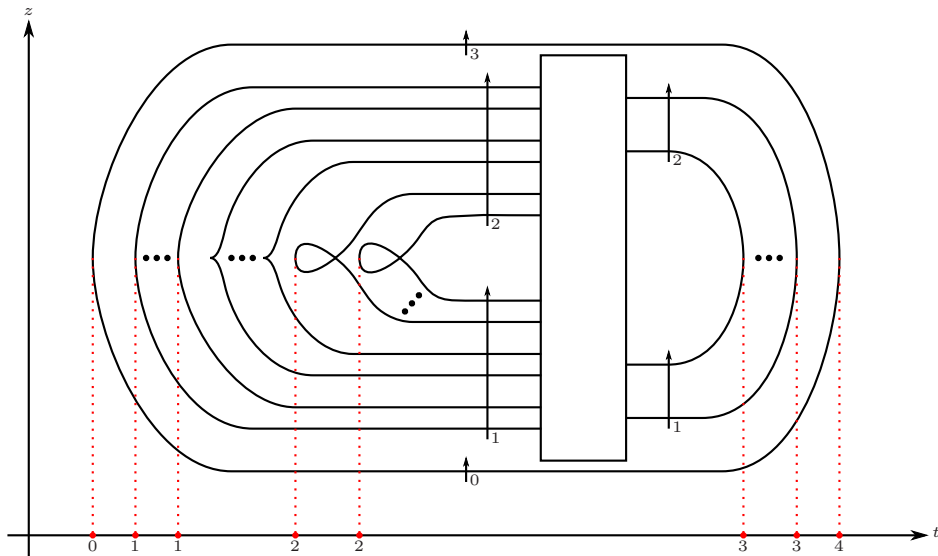


Figure 13: The image of the fold locus for G_1 .

on \mathbb{R}^2 , with t horizontal and z vertical. Here is an outline of the proof:

- (1) First we will show that there is a Morse 2–function $G_1: X \rightarrow \mathbb{R}^2$ such that the image of the fold locus is as in Figure 13. In this and the following figures, three dots between two curves indicate that there are some number of parallel copies of the two curves in between. Fold indices are indicated with labelled transverse arrows. Boxes with folds coming in from the left and out at the right represent arbitrary Cerf graphics, with the left–right axis being time. Note that a Cerf graphic may contain left–cusps, right–cusps and crossings, but may not contain any vertical tangencies on the image of the fold locus.
- (2) In Figure 13, the vertical tangencies of the folds are highlighted in red; these become critical points of the projection $t \circ G_1: X \rightarrow \mathbb{R}$. These

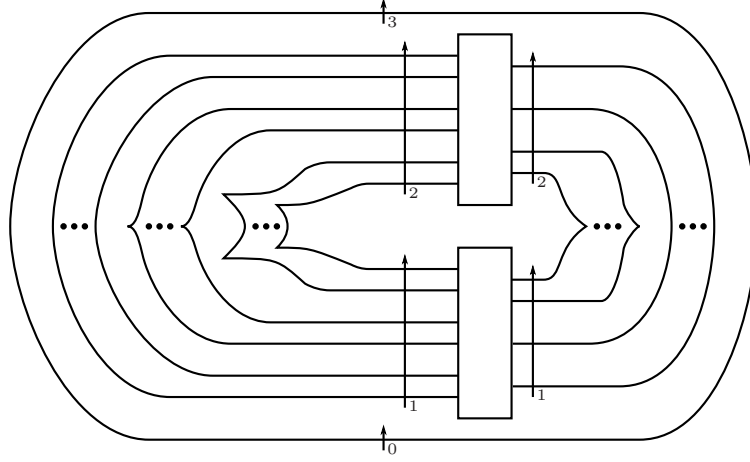


Figure 14: The image of the fold locus for G_2 .

critical values in \mathbb{R} are also indicated at the bottom of the diagram along the t -axis, with their indices.

- (3) After constructing G_1 , we will show to homotope G_1 to G_2 such that the image of the fold locus for G_2 is as in Figure 14. Here the two Cerf graphics have no cusps. We have achieved two goals here: (1) Splitting the Cerf graphic into two, each involving only critical points of the same index and no cusps. (2) Replacing each kink that corresponds to an index 2 critical point of $t \circ G_1$ with a pair of cusps.
- (4) Figure 15 is simply a redrawing of Figure 14 that highlights a natural trisection of \mathbb{R}^2 into three sectors \mathbb{R}_1^2 , \mathbb{R}_2^2 and \mathbb{R}_3^2 . Note that the critical locus over each sector consists of g components, where g is the genus of the central fiber. Also, each such component has at most one cusp. We no longer indicate the indices of the folds; the outermost fold is index 0 pointing inwards, and all other folds are index 1 pointing in.
- (5) The form of the folds in Figure 15 is a special case of the form shown in Figure 16, where now we are not paying attention to which folds in a given sector, with or without cusps, connect to which folds in the next sector, with or without cusps, and we allow for arbitrary Cerf graphics (without cusps) between the sectors.
- (6) Now we have G_2 such that the image of the fold locus is as in Figure 16. At this point we could take $X_i = G_2^{-1}(\mathbb{R}_i^2)$ and we would have each X_i diffeomorphic to $\natural^{k_i} S^1 \times B^3$ for different k_i 's. There is one last step to arrange that the k_i 's are equal: In fact, k_i is equal to the number of folds

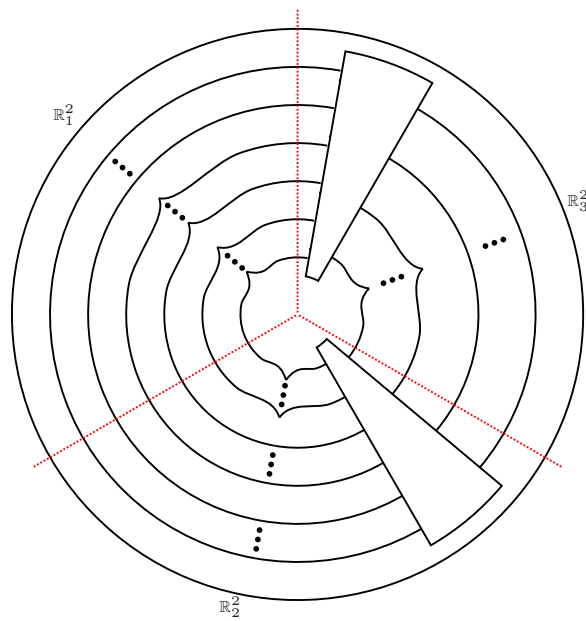


Figure 15: A more symmetric drawing of the image of the fold locus for G_2 . We no longer indicate the indices of the folds; the outermost fold is index 0 going inwards, the others are index 1 going inwards.

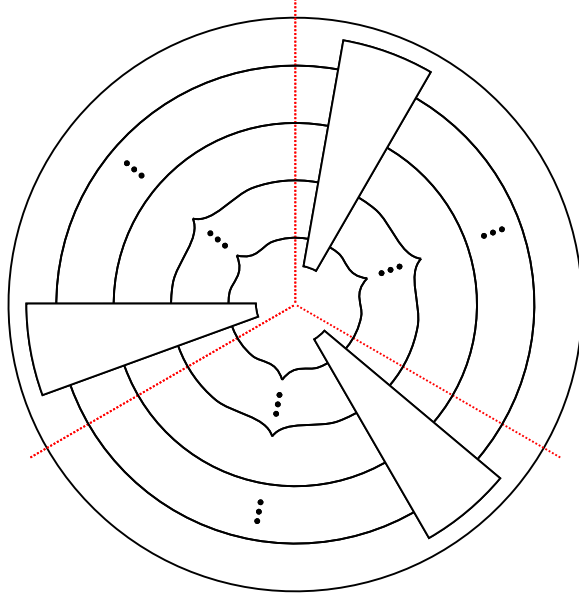


Figure 16: A slightly more general form for the image of the fold locus, which fits G_2 .

in sector X_i *without cusps*. We will show how to add a fold without a cusp to any one sector while adding a fold with a cusp to each of the other two sectors. This allows us to construct a homotopy from G_2 to G_3 , such that G_3 has the image of its fold locus of the same form as G_2 (i.e. as in Figure 16), with the same number of folds without cusps in each sector, i.e. $k_1 = k_2 = k_3 = k$.

- (7) Finally we will justify the claim that each $X_i = G_3^{-1}(\mathbb{R}_i^2)$ is diffeomorphic to $\natural^k S^1 \times B^3$ with overlap maps as advertised.

We now fill in the details.

Begin with a handle decomposition of X with one 0–handle, i_1 1–handles, i_2 2–handles, i_3 3–handles and one 4–handle. The union of the 0– and 1–handles, X_1 is diffeomorphic to $I \times (\natural^{i_1} S^1 \times B^2)$. Map this to $I \times I$ by $(t, p) \mapsto (t, g(p))$ where $g: \natural^{i_1} S^1 \times B^2 \rightarrow I$ is the standard Morse function with one index 0 critical point and i_1 index 1 critical points. Post-compose this map with a diffeomorphism from $I \times I$ to a half-disk and we have constructed G_1 on the union of the 0– and 1–handles so that the image of the fold locus is as in the right half of Figure 17.

Now note that $\partial X_1 = \natural^{i_1}(S^1 \times S^2)$ sits over the right edge of the half disk in

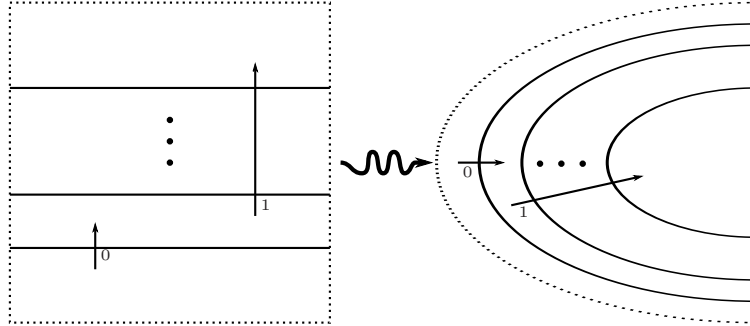


Figure 17: The first Morse 2–function, G_1 , on the 0– and 1–handles of X .

Figure 17 and that the vertical Morse function on ∂X_1 , i.e. $z \circ G_1|_{\partial X_1}$ is the standard Morse function with i_1 index 1 critical points and i_1 index 2 critical points, inducing the standard genus i_1 splitting of ∂X_1 , with Heegaard surface F .

Consider the framed attaching link $L \subset \partial X_1$ for the 2–handles of X . Generically L will be disjoint in ∂X_1 from the ascending 1–manifolds of the index 2 critical points of $z \circ G_1|_{\partial X_1}$ as well as the descending 1–manifolds of the index 1 critical points. Thus L can be projected onto the Heegaard surface F along gradient flow lines to give an immersed curve \bar{L} in F with at worst double points. By adding kinks if necessary, we can assume that the handle framing of L agrees with the “blackboard framing” coming from $\bar{L} \subset F$. Then by stabilizing this Heegaard splitting once for each crossing of \bar{L} , we can resolve these crossings and get L to lie in the Heegaard surface with framing coming from the surface. This process translates into an extension of the thus-far constructed G_1 from X_1 to $X_1 \cup ([0, 1] \times \partial X_1)$ with fold locus as in Figure 18, with one cusp for each stabilization. In other words, the sequence of stabilizations translates into a homotopy g_t from g_0 , the standard Morse function on $\sharp^{i_1}(S^1 \times S^2)$, to g_1 , the stabilized Morse function. This homotopy then becomes a Morse 2–function on the collar $[0, 1] \times \partial X_1$.

Now let F refer to the stabilized Heegaard surface, in which L lies. Attaching a 4–dimensional 2–handle to X_1 along a component K of L is the same as attaching I times a 3–dimensional 2–handle to X_1 along $I \times K \subset I \times F \subset \partial X_1$. In Figure 19 we show the resulting Morse 2–function at the left, where the handle sits over a vertical rectangle. Next we bend this rectangle to make the image again a half-disk. Finally, noting that the vertical Morse function at the right edge now has an index 2 critical value below an index 1 critical value, we switch these values to get the Morse 2–function at the right side of Figure 19.

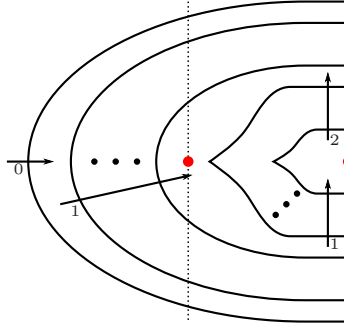


Figure 18: G_1 extended to a collar on ∂X_1 . In the two vertical slices shown, both diffeomorphic to $\sharp^n(S^1 \times S^2)$, the Heegaard surface sits over the highlighted red points. The framed attaching link L for the 2–handles of X lies in the Heegaard surface for the right–most Morse function, i.e. over the right–most red point, with framing coming from the surface.

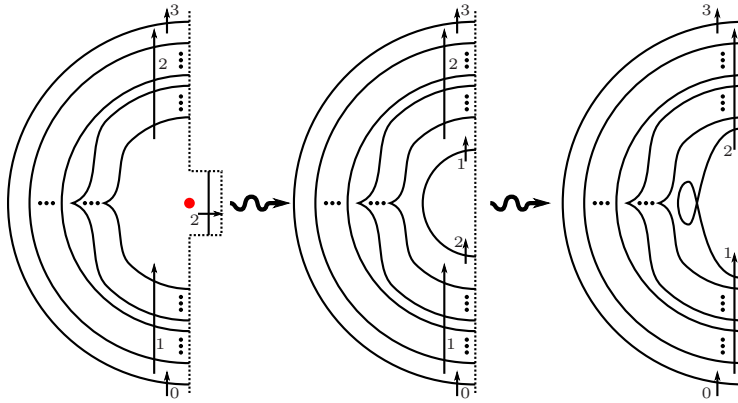


Figure 19: G_1 after attaching a 4–dimensional 2–handle.

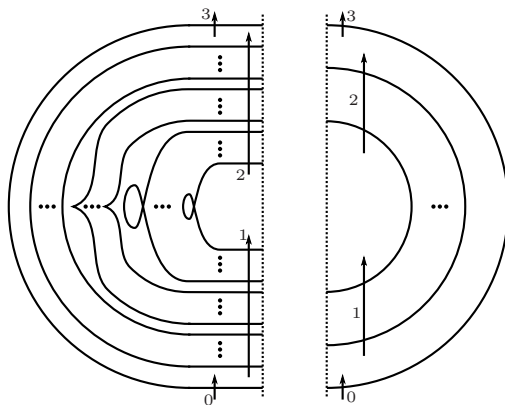


Figure 20: Two halves of G_1 : the 0-, 1- and 2-handles on the left and the 3- and 4-handles on the right. Connecting them with a Cerf graphic gives Figure 13.

Note that everything in the preceding paragraph happened in a neighborhood of K , so that the rest of L still lies in the middle Heegaard surface for the Morse function at the right edge of the final diagram in Figure 19. Thus we can attach each 4-dimensional 2-handle this way to get the Morse 2-function at the left side of Figure 20. Each 2-handle of X corresponds to a kink in the image of the folds, i.e. a smoothly immersed arc with a single transverse double point. Repeating our construction for X_1 with the union of the 3- and 4-handles, we construct the Morse 2-function at the right side of Figure 20. The two halves give vertical Morse functions on the boundary of the union of the 3- and 4-handles, which are related by some Cerf graphic. Putting this Cerf graphic in between the two parts of Figure 20 gives us G_1 as in Figure 13.

To get to Figure 14, first we take the Cerf graphic section of Figure 13 and pull the births (left-cusps) to the left of the Cerf graphic and the deaths (right-cusps) to the right, and then pull all index 1 critical points below all index 2 critical points. Then the left-cusps can be pulled further left, past the kinks which correspond to 4-dimensional 2-handles, because the 4-dimensional 2-handle attachments are independent of the 3-dimensional stabilizations corresponding to the cusps. This is shown in Figure 21.

Next we homotope the kinks into pairs of cusps as in Figure 22. The first step of Figure 22 introduces a swallowtail at the vertical tangency of the kink; this move has been discussed extensively elsewhere [5] and is a standard singularity that occurs in a homotopy between homotopies between Morse functions. The

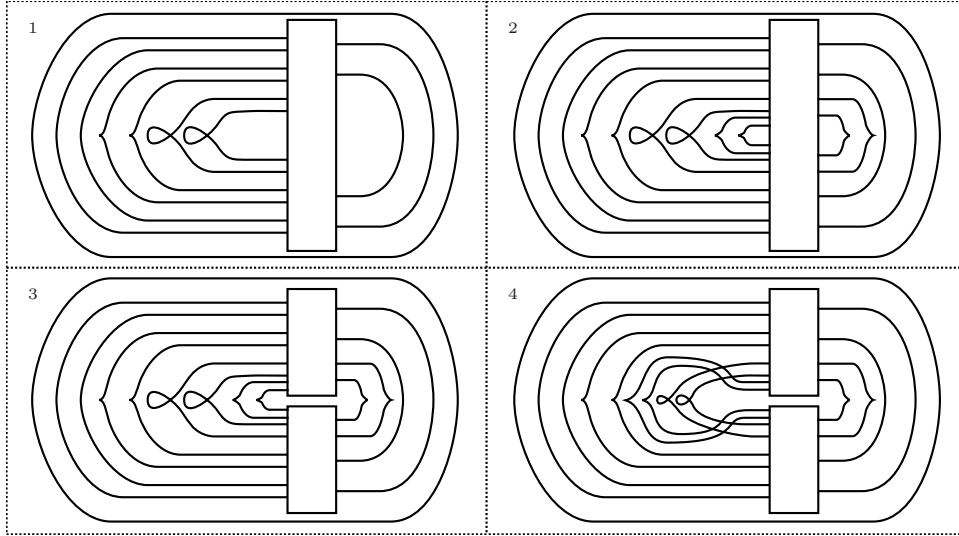


Figure 21: Pulling cusps out of the Cerf graphic. Here we suppress the “three dots” notation as well as the indices of the folds, as these are understood from earlier figures.

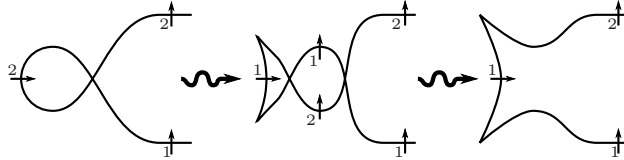


Figure 22: Turning kinks into pairs of cusps.

second step moves an arc of index 1 critical points in a homotopy (Cerf graphic) below an arc of index 2 critical points. This is also standard and is possible because the descending manifold for the index 1 point remains disjoint from the ascending manifold for the index 2 point throughout the homotopy. (Equivalently, in homotopies between Morse functions we never expect 1–handles to slide over 2–handles.)

Finally, Figure 23 shows how to add folds and cusps to a Morse 2–function as in Figure 16 so as to increase the number of folds without cusps in one of the three sectors. Here we are introducing an eye, as in Figure 12, modified by a slight isotopy. Note that the transition from the second to the third diagram in the figure is not essential, but only serves to put the resulting diagram in the form of Figure 16. Depending on how we orient the new eye with respect to

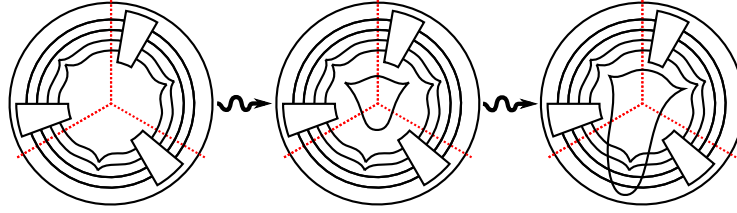


Figure 23: Adding an extra fold without cusps in one sector; again we suppress the “three dots” notation and the fold indices.

the trisection of \mathbb{R}^2 , we either add the fold without cusps to \mathbb{R}_1^2 , \mathbb{R}_2^2 , or \mathbb{R}_3^2 .

(Note that if we do this operation three times, once for each sector, we increase k by 1 and g by 3; this is precisely a stabilization of the trisection, as will be shown in Section 5.)

Now we need to show that, having put our Morse 2–function finally into the form of Figure 16, with k folds in each sector without cusps and $g - k$ folds with cusps, then for each i , $G^{-1}(\mathbb{R}_i^2) = X_i \cong \natural^k(S^1 \times B^3)$. However, we have already seen this: Each sector, ignoring the Cerf graphic block, looks just like Figure 18, which we already know is $\natural^k(S^1 \times B^3)$ with a $(g - k)$ –times stabilized standard Heegaard splitting on the boundary. The Cerf graphic block connecting one sector to another is a product which does not interfere with the Heegaard splitting.

□

4 Trisections and handle decompositions

The techniques of the previous section lead to a relationship between trisections and handle decompositions equipped with certain extra data. We will use this relationship both to provide an alternate proof of Theorem 1 and to prove Theorem 6.

By a *system of compressing disks* for a 3–dimensional handlebody H of genus g , we mean a collection of properly embedded disks $D_1, \dots, D_g \subset H$ such that cutting H open along $D_1 \cup \dots \cup D_g$ yields a 3–ball.

Lemma 8 *If $X = X_1 \cup X_2 \cup X_3$ is a trisection of a 4–manifold X , then there is a handle decomposition of X as in Theorem 1 satisfying the following properties:*

- (1) X_1 is the union of the 0– and 1–handles.
- (2) Considering the Heegaard splitting $\partial X_1 = H_{12} \cup H_{31}$ with Heegaard surface F , the attaching link L for the 2–handles lies in the interior of H_{12} .
- (3) The framed attaching link $L = K_1 \cup \dots \cup K_{g-k}$ is isotopic in H_{12} to a framed link $L' = K'_1 \cup \dots \cup K'_{g-k} \subset F$, with framings equal to the framings induced by F .
- (4) There is a system of compressing disks D_1, \dots, D_g for H_{12} such that the curves K'_1, \dots, K'_{g-k} are geometrically dual in F to the curves $\partial D_1, \dots, \partial D_{g-k}$. In other words, each K'_j intersects ∂D_j transversely once and is disjoint from all other ∂D_i 's.
- (5) There is a tubular neighborhood $N = [-\epsilon, \epsilon] \times H_{12}$ of H_{12} with $[-\epsilon, 0] \times H_{12} = N \cap X_1$, such that X_2 is the union of $[0, \epsilon] \times H_{12}$ with the 2–handles.

Proof Each sector of the trisection of X is diffeomorphic to $\natural^k(S^1 \times B^3)$ with a genus g splitting of its boundary. Thus it has a standard Morse 2–function onto a wedge in \mathbb{R}^2 , see Figure 16. Two sectors meet at $X_i \cap X_{i+1} = \natural^k(S^1 \times B^2)$, and the two Morse 2–functions on the two sectors give two Morse functions on the intersection $X_i \cap X_{i+1}$. The two Morse functions are homotopic and thus give a Cerf diagram which can be inserted into the little wedges in Figure 16. In the existence proof from the previous section we avoided cusps in the Cerf graphic boxes, but at this point we do not care; any Cerf graphic will do.

An isotopy of \mathbb{R}^2 makes the picture look like Figure 24. Now projection to the horizontal axis gives a Morse function in which the vertical tangencies become Morse critical points. X_1 , to the left of the vertical red line, is clearly the union of the 0– and 1–handles. X_2 , between the legs of the red letter h is then a handlebody H_{12} , cross I , with $g - k$ 2–handles attached. And X_3 is obviously what remains.

We only need to show now that the attaching link for the 2–handles is as advertised. This can be seen from the fact that the attaching circle for each 2–handle, between the legs of the h , is one of a dual pair of curves on the fiber near a cusp. The other curve in the dual pair is the attaching curve for the fold that cuts across H_{12} and gives one of the compressing disks for this handlebody. This is illustrated in Figure 25, which shows a zoomed in region of Figure 24. The fiber over a specific point is drawn as a once punctured torus; this is just part of the fiber, but the rest of the fiber does not play a role in this local picture. The attaching circles for the two folds are drawn as green

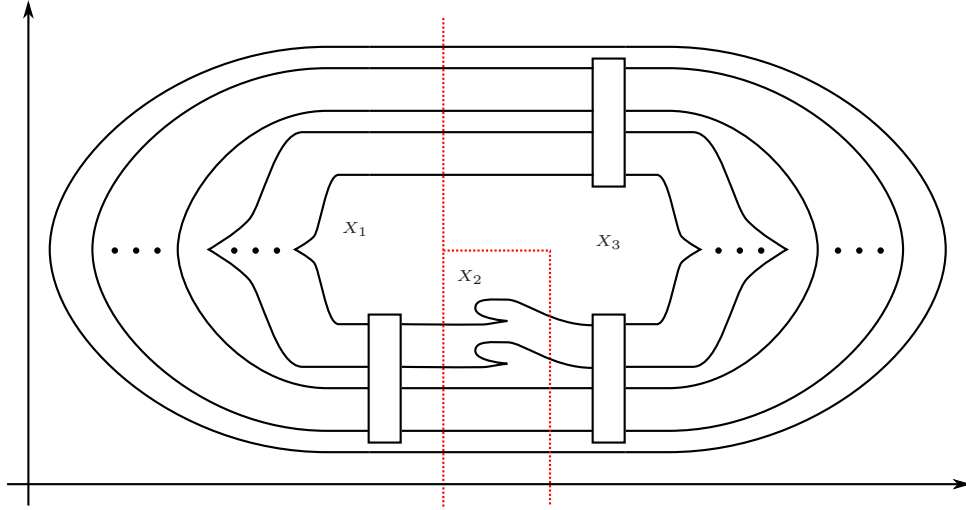


Figure 24: Extracting a handle decomposition from a trisection.

and blue circles on the fiber. This is just the usual picture of the fiber between the two arms of a cusp, with attaching circles being geometrically dual. Here, however, we reinterpret this picture to see the blue circle as the boundary of a compressing disk for the handlebody lying over the vertical dotted red line, and to see the green circle as the attaching circle for the 4–dimensional 2–handle coming from the vertical tangency in the fold.

□

Lemma 9 Consider a handle decomposition of a 4–manifold X^4 with one 0–handle, k 1–handles, $g - k$ 2–handles, k 3–handles and one 4–handle. Let X_1 be the union of the 0– and 1–handles. Suppose there is a genus g Heegaard splitting $\partial X_1 = H_{12} \cup H_{31}$ of ∂X_1 satisfying the following properties in relation to the framed attaching link L for the 2–handles:

- (1) L lies in the interior of H_{12} .
- (2) L is isotopic in H_{12} to a framed link $L' \subset F$, with framing equal to the framing induced by F .
- (3) There is a system of compressing disks D_1, \dots, D_g for H_{12} such that the $g - k$ components of L' are, respectively, geometrically dual in F to the curves $\partial D_1, \dots, \partial D_{g-k}$.

Let $N = [-\epsilon, \epsilon] \times H_{12}$ be a small tubular neighborhood of H_{12} with $[-\epsilon, 0] \times H_{12} = N \cap X_1$, which the 2–handles intersect as $[0, \epsilon] \times \nu_L$, where ν_L is a tubular

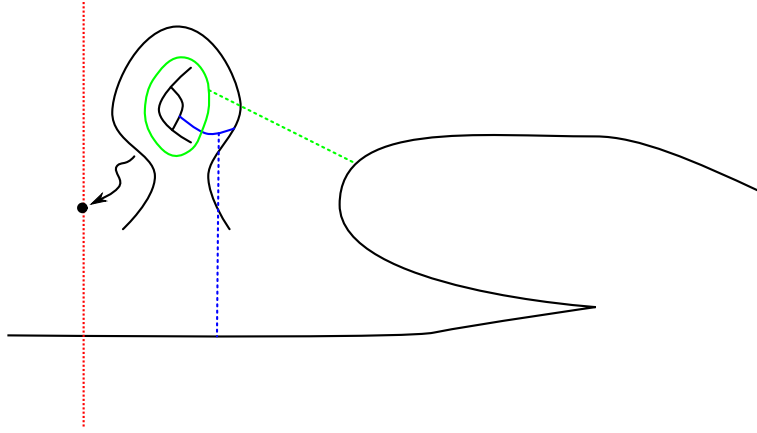


Figure 25: Zooming in on a region of Figure 24.

neighborhood of L in H_{12} . Declare X_2 to be the union of $[0, \epsilon] \times H_{12}$ with the 2–handles, and declare X_3 to be what remains (the closure of $X \setminus (X_1 \cup X_2)$). Then $X = X_1 \cup X_2 \cup X_3$ is a trisection.

Proof Almost everything we need for $X_1 \cup X_2 \cup X_3$ to be a trisection is immediate:

- (1) X_1 and X_3 are both diffeomorphic to $\natural^k(S^1 \times B^3)$.
- (2) $H_{31} = X_3 \cap X_1$ and $H_{12} = X_1 \cap X_2$ are genus g handlebodies.
- (3) $F = X_1 \cap X_2 \cap X_3$ is a genus g surface.

It remains to verify that $X_2 \cong \natural^k(S^1 \times B^3)$ and that $H_{23} = X_2 \cap X_3$ is a genus g handlebody.

In fact X_2 is built by attaching $g - k$ 2–handles to $X_{12} \cong \natural^k(S^1 \times B^2)$ along $g - k$ copies of $S^1 \times \{0\} \subset S^1 \times B^2$ in the first $g - k$ $S^1 \times B^3$ summands. Thus the 2–handles “cancel” $g - k$ of the $S^1 \times B^3$ ’s, giving both desired results immediately. \square

Using Lemma 9, we now present a proof of the existence of trisections in the spirit of [7]:

Proof of Theorem 1, Existence Start with a handle decomposition of X^4 with one 0–handle, k_1 1–handles, k_2 2–handles, k_3 3–handles and one 4–handle. Add cancelling 1–2 and 2–3 pairs if necessary so as to arrange that

$k_1 = k_3$. Let X_1 be the union of the 0–handle and the 1–handles. Note that ∂X_1 is a connected sum of k_1 copies of $S^1 \times S^2$. Let $L \subset \partial X_1$ be the framed attaching link for the 2–handles.

Consider the genus k_1 Heegaard splitting of ∂X_1 as $\partial X_1 = H_{12} \cup H_{31}$ with $F = H_{12} \cap H_{31}$. (We will soon be stabilizing this Heegaard splitting, but after each stabilization we will use the same names for the surface and the handlebodies.) The attaching link $L \subset \partial X_1$ can be projected onto the Heegaard surface F with transverse double points (crossings), so that the handle framing is the surface framing. (Add kinks to get the framing right.) Make sure that each component has at least one crossing using Reidemeister 2 moves if necessary. Let c be the number of crossings in this projection.

If $c \leq k_2$ then we are almost done. Stabilize the Heegaard splitting exactly k_2 times, with c of these stabilizations occurring at the crossings. Then L can be isotoped so as to resolve all the crossings by sending the over strand at each crossing over the new $S^1 \times S^1$ summand in F coming from the stabilization at that crossing. Now we have a genus $g = k_1 + k_2$ Heegaard splitting. Letting $k = k_1$ and $g = k_1 + k_2$, and pushing L into the interior of H_{12} , we now satisfy the hypotheses of Lemma 9 and apply that lemma to produce our trisection. (We get duality to a system of meridians as follows: Each component K of L goes over at least one stabilization which no other components go over, and therefore is the unique component intersect the meridian for that stabilization. For every other meridian which K intersects, slide that meridian’s compressing disk over the compressing disk corresponding to the stabilization singled out in the preceding sentence.)

If $c > k_2$ then add $c - k_2$ cancelling 1–2 pairs and $c - k_2$ cancelling 2–3 pairs to the original handle decomposition of X . Now we have $k'_1 = k_1 + c - k_2$ 1–handles, and the same number of 3–handles, as well as $k'_2 = 2c - k_2$ 2–handles. We consider the new $X'_1 = X_1 \natural^{c-k_2} S^1 \times B^3$ with the natural genus k'_1 Heegaard splitting $\partial X'_1 = H'_{12} \cup H'_{31}$ with $F' = H'_{12} \cap H'_{31}$. The original attaching link L still projects onto F' in the same way, with the same crossings, since F' is naturally $F \natural^{c-k_2} S^1 \times S^1$.

However, we also have $2(c - k_2)$ new 2–handles. Half of these, coming from the 1–2 pairs, are attached along the meridians of the $c - k_2$ new $S^1 \times S^1$ summands in F' and thus immediately satisfy the conditions in Lemma 9. The other half, coming from the 2–3 pairs, are attached along 0–framed unknots, which project onto F' as circles bounding disks in F' .

Now stabilize the new Heegaard splitting $2c - k_2$ times: The first c of these stabilizations should happen at the crossings of L , allowing us to resolve cross-

ings as before. The other $c - k_2$ of the stabilizations should occur next to the $c - k_2$ 0–framed unknots. Then each of these unknots is isotoped to go over the new $S^1 \times S^1$ summand coming from the adjacent stabilization. Now the entire attaching link satisfies the hypotheses of Lemma 9. The new genus of the stabilized Heegaard splitting of $\partial X'_1$ is $g' = k'_1 + 2c - k_2$. To conclude the theorem by applying Lemma 9 we need that $k'_2 = g' - k'_1$, and this is precisely what we have arranged. \square

5 Uniqueness

We first prove that the stabilization operation of Definition 4 really does produce a new trisection. This can be done directly, but instead we will do so by showing that, from a Morse 2–function point of view, this stabilization corresponds to adding three eyes at the center of a trisected Morse 2–function. After that we can proceed with the proof of uniqueness.

Proof of Lemma 5 We are given a trisection (X_1, X_2, X_3) of X , with handlebodies $H_{ij} = X_i \cap X_j$, properly embedded arcs $A_{ij} \subset H_{ij}$, and regular neighborhoods of these arcs $N_{ij} \subset X$.

As we will see at the beginning of the proof of Theorem 6, it is easy to construct a Morse 2–function as in Figure 16 which recovers this trisection. We claim that adding three eyes arranged as in Figure 26 modifies each sector X_i exactly as in Definition 4, and since the new Morse 2–function again gives a trisection, then stabilization as defined in Definition 4 produces a trisection.

We see that the claim is true one eye at a time. Each time we add an eye, first add it away from the center straddling the intersection of two sectors, such as H_{31} , as on the left in Figure 27. We will then pull the lower fold across the central fiber to achieve the right-hand diagram in Figure 27. Up to isotopy, moving from the left to the right in this figure is the same as not moving the eye, but instead enlarging the lower sector X_2 by attaching the inverse image of the green region labelled N . This inverse image is in fact a 1–handle cobordism attached to X_2 , since this fold is an index 1 fold going in towards the middle of the eye. Furthermore, the 1–handle is cancelled by a 2–handle immediately above it. The 1–handle and 2–handle are actually I cross 3–dimensional 1– and 2–handles, respectively, and thus we see that we have simply removed a neighborhood of an arc in H_{31} from both X_1 and X_3 and added it to X_2 . Repeat this for each of the three eyes. \square

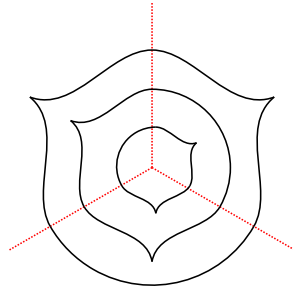


Figure 26: Stabilizing a Morse 2–function by adding three “eyes”.

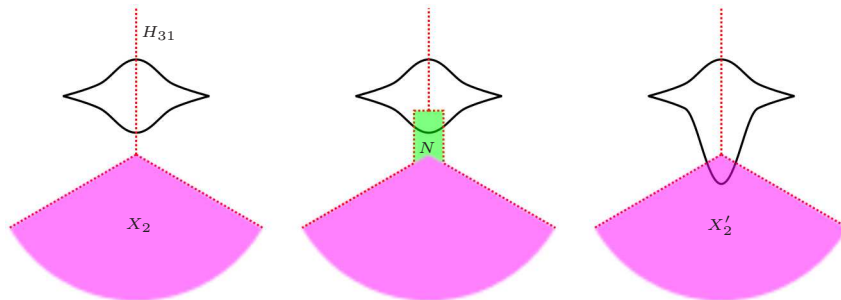


Figure 27: Adding one eye to a trisected Morse 2–function.

Proof of Uniqueness, Theorem 6 Consider two trisections of the same 4-manifold: $X^4 = X_1 \cup X_2 \cup X_3 = X'_1 \cup X'_2 \cup X'_3$. Apply Lemma 8 to each trisection to get two handle decompositions D and D' of X , respectively, with corresponding Heegaard splittings of ∂X_1 , with attaching links L and L' behaving as in Lemma 8. Cerf theory tells us that we can get from D to D' by the following operations:

- (1) Add cancelling 1–2 and 2–3 pairs to both D and D' .
- (2) Slide 1–handles over 1–handles, 2–handles over 2–handles and 3–handles over 3–handles.
- (3) Isotope the handles and their attaching maps without sliding over any handles.

From the description of trisection stabilization in the proof of Lemma 5 above, we can see that trisection stabilization adds both a 1–2 pair and a 2–3 pair to an associated handle decomposition. Thus, after arranging that we add the same number of 1–2 pairs as 2–3 pairs, we can stabilize the two original trisections to take care of the first operation above.

Clearly sliding 1–handles over 1–handles and 3–handles over 3–handles, as well as isotoping 1–handles and 3–handles without handle slides, does not change the associated trisection.

Thus we are left to investigate the effect of 2–handle slides and 2–handle isotopies.

Suppose that we wish to perform a single 2–handle slide to the handle decomposition D . Associated to the trisection T which gives rise to D we have a Heegaard splitting $H_{12} \cup H_{31}$ for ∂X_1 , with the attaching link L for the 2–handles of D lying in H_{12} . Isotope L into $\partial H_{12} = F$ so that the components of L are dual to the $g - k$ curves in a system of g meridinal curves (boundaries of compressing disks), as in Lemma 8. The handle slide involves a framed arc connecting two components K_1 and K_2 of L . This arc can be projected (following the flow of a Morse function of ∂X_1 for the given Heegaard splitting) onto F , but with crossings. We can arrange for its framing to agree with the surface framing with kinks, as usual. We want to avoid self-crossings as well as crossings between the arc and L and between the arc and the system of meridinal curves.

Stabilizing the Heegaard splitting, however, allows us to resolve the crossings. In other words, we get a new Heegaard splitting $\partial X_1 = H'_{12} \cup H'_{31}$ obtained from $H_{12} \cup H_{31}$ by Heegaard splitting stabilizations and isotopy such that L and the band lie in $\partial H'_{12} = F'$, still maintaining the property that the components of

L are dual to the first $g - k$ meridinal curves in a system of meridinal curves of H'_{12} . In addition, the bands are disjoint from these $g - k$ meridinal curves. (Note that we can do this without moving L or the bands, but just by stabilizing and isotoping the Heegaard splitting.) Then sliding one component of L over another along the chosen band maintains this property; we have to change one of the meridinal curves in the system of compressing disks by a handle slide as well.

Again, from the proof of Lemma 5, we see that stabilization of the Heegaard splitting of ∂X_1 can be achieved by stabilizing the trisection, at the expense of introducing cancelling 1–2 and 2–3 pairs to the associated handle decomposition.

Thus we have shown that, if D and D' are related by handle slides supported in small neighborhoods of arcs in ∂X_1 , then they are adapted to trisections related by trisection stabilization and isotopy.

Finally, suppose that D and D' are related only by an isotopy of the 2–handles and their attaching maps, without any handle slides. Then this isotopy extends to an isotopy of X with the result that we can assume that the handle decompositions are identical, and the only difference between the trisections is the Heegaard splitting of ∂X_1 .

So we have two Heegaard splittings $\partial X_1 = H_{12} \cup H_{31} = H'_{12} \cup H'_{31}$, respectively, coming from T and T' . The fixed attaching link L for the 2–handles lies in both H_{12} and H'_{12} , in both cases satisfying the condition of being dual to meridinal curves.

Note that both $H_{12} \cup H_{31}$ and $H'_{12} \cup H'_{31}$ are genus g Heegaard splittings of $\partial X_1 \cong \natural^k(S^1 \times S^2)$, so that Waldhausen's theorem [11] gives us an isotopy of ∂X_1 taking H_{12} to H'_{12} . However, this *does not* imply that the trisections T and T' are isotopic, because this isotopy will in general move the link L . If we can find an isotopy that does not move L , then we will be done, but first we will probably need to stabilize.

To see how to do this, construct two Morse functions f and f' on ∂X_1 with regular values $a < b$ such that:

- (1) f and f' agree on $f^{-1}(-\infty, a] = f'^{-1}(-\infty, a]$, which is a tubular neighborhood of L (thus each has $g - k$ index 0 critical points and $g - k$ index 1 critical points),
- (2) $f^{-1}(-\infty, b] = H_{12}$,
- (3) $f'^{-1}(-\infty, b] = H'_{12}$,

- (4) f and f' have only critical values of index 1 in $[a, b]$ and critical values of index 2 and 3 in $[b, \infty)$.

Now Cerf theory gives us a homotopy f_t from $f_0 = f$ to $f_1 = f'$ which involves 1–2 births and deaths on $f^{-1}(b)$ and otherwise no critical values crossing b , and such that $f_t = f = f'$ on $f^{-1}(\infty, a]$. Thus, after stabilizing the Heegaard splittings away from L , there is an isotopy fixing L taking the one Heegaard splitting to the other.

Again, the Heegaard splitting stabilizations are achieved by trisection stabilizations.

□

Remark 10 Morally it seems that there should be a Morse 2–function proof of uniqueness that starts with a generic homotopy between two Morse 2–functions corresponding to two given trisections. Then the proof would homotope this homotopy so as to arrange that the Cerf 2–graphic in $[0, 1] \times \mathbb{R}^2$, a surface of folds with cusps and higher codimension singularities, is in a nice position with respect to the standard trisection of $[0, 1] \times \mathbb{R}^2$. This surface of folds is, however, not trivial to work with. A good model might be the method of braid foliations used by Birman and Menasco to prove Markov’s theorem in [1].

6 The relative case

When $\partial X \neq \emptyset$, we should define a trisection as the kind of subdivision of X which naturally arises from a Morse 2–function $G : X \rightarrow B^2$ where B^2 is trisected as in Figure 1, the locus of critical values behaves well with respect to this trisection of B^2 , and the trisection of X is just G^{-1} of the three sectors of B^2 . “Behaving well” should mean that the folds all have index 1 when transversely oriented towards the center of B^2 , that the only tangencies to rays of B^2 are the cusps, that there is at most one cusp per fold in each sector, and that each sector has the same number of cusps. We now formulate this without mention of a Morse 2–function.

First, when M^3 has a boundary ∂M , then a Heegaard splitting is a splitting into compression bodies rather than solid handlebodies. Traditionally, a compression body is the result of attaching $n \leq k$ 3–dimensional 2–handles to $\{1\} \times \Sigma \subset [0, 1] \times \Sigma_k$ so as to get a cobordism from Σ_k to Σ_{k-n} , where Σ_k is a closed surface of genus k . In fact, we can even consider the case where Σ is a compact surface $\Sigma_{k,b}$ of genus k with $b \geq 0$ boundary components, in

which case we get a cobordism to $\Sigma_{(k-n),b}$. Note that the diffeomorphism type of such a cobordism is completely determined by k , b and n ; let $C_{k,b,n}$ denote a standard model for this compression body. To summarize, both ends of $C_{k,b,n}$ are surfaces with b boundary components, the higher genus end has genus k and there are n compression disks yielding a lower genus end with genus $k - n$.

Now consider $Z_{k,b,n} = [0, 1] \times C_{k,b,n}$. Part of $\partial Z_{k,b,n}$ is $Y_{k,b,n} = (\{0\} \times C_{k,b,n}) \cup ([0, 1] \times \Sigma_{k,b}) \cup (\{1\} \times C_{k,b,n})$, which has a natural genus k Heegaard splitting into two compression bodies $Y_{k,b,n}^+ = ([1/2, 1] \times \Sigma_{k,b}) \cup (\{1\} \times C_{k,b,n})$ and $Y_{k,b,n}^- = (\{0\} \times C_{k,b,n}) \cup [0, 1/2] \times \Sigma_{k,b}$. Finally, given any $g \geq k$, let $Y_{k,b,n} = Y_{k,b,n,g}^+ \cup Y_{k,b,n,g}^-$ be the genus g Heegaard splitting obtained from the natural genus k splitting by stabilizing $g - k$ times.

Definition 11 A trisection of a 4-manifold X with boundary is a splitting $X = X_1 \cup X_2 \cup X_3$ and integers $0 \leq k, b, n, g$ with $n \leq k \leq g$ such that each X_i is diffeomorphic to $Z_{k,b,n}$ via a diffeomorphism $\phi_i : X_i \rightarrow Z_{k,b,n}$ for which

$$\phi_i(X_i \cap X_{i+1}) = Y_{k,b,n,g}^+$$

and

$$\phi_i(X_i \cap X_{i-1}) = Y_{k,b,n,g}^-$$

We leave the proof of the following to the reader:

Lemma 12 *A trisection of a 4-manifold X with non-empty boundary restricts to the boundary $M^3 = \partial X$ as either a fibration over S^1 (when $b = 0$) or an open book decomposition (when $b \neq 0$). In the first case, $X_i \cap \partial X$ is the inverse image under the fibration of $[2\pi i/3, 2\pi(i+1)/3] \subset S^1$. In the second case, $X_i \cap \partial X$ is the union of this inverse image and the binding.*

Remark 13 Lefschetz fibrations over B^2 can be perturbed to give examples of trisections in this relative setting. Assume that $f : X^4 \rightarrow B^2$ is a bundle with fiber $\Sigma_{k,b}$ except for exceptional fibers which have nodes where in local coordinates (z, w) f is given by $f(z, w) = zw$. Lekili showed in [5] that the map f could be locally perturbed so that the node is replaced by three 1-folds in the shape of a hyperbolic triangle, as in Figure 28. We need such a triangle to go around the central fiber of our trisection, so we move a cusp up to and past the central fiber. This ups the genus of the central fiber by one. Now it is easy to trisect X for the only folds are these triangles.

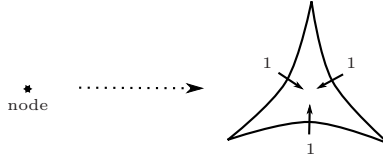


Figure 28: Perturbation of a Lefschetz node singularity.

Remark 14 Given two 4-manifolds X and X' , with diffeomorphic boundary, both trisected with $b = 0$, and with a gluing map $\partial X \rightarrow -\partial X'$ respecting trisections, gluing along the boundary does not imply produce a trisection of the closed manifold $X \cup X'$. However, we naturally have six pieces which fit together like the faces of a cube. From this, the technique described in Section 2 for producing a trisection of a bundle over S^2 can be generalized to give a natural trisection of $X \cup X'$.

Theorem 15 *Given a 4-manifold X with an open book decomposition or fibration over S^1 on ∂X , there exists a trisection of X restricting to ∂X as the given fibration or open book.*

Proof Use the given boundary data to see X as a cobordism from $\Sigma \times [0, 1]$ to $\Sigma \times [0, 1]$, where Σ is either the fiber or the page. Using a handle decomposition of X compatible with this cobordism structure, repeat the second version of the proof of Theorem 1. □

Stabilization of trisections makes sense in the relative case, since it takes place inside a ball in the interior of X .

Theorem 16 *Any two trisections of a fixed 4-manifold X which agree on ∂X are isotopic after stabilizations.*

Proof Again, the proof of Theorem 6 works verbatim in this case, once we fix the appropriate cobordism structure on X . The key idea is that Cerf theory works perfectly well when we fix behavior on compact subsets. □

References

- [1] Birman, J. and Menasco, W. On Markov's theorem, *Proceedings KNOTS-2000, J. of Knot Theory*, Volume 11, No. 3, 295–310, 2002.

- [2] Cerf, Jean La stratification naturelle des espaces de fonctions différentiables réelles et le théorème de la pseudo-isotopie, *Inst. Hautes Études Sci. Publ. Math.* 39:5–173, 1970.
- [3] Gay, David T. and Kirby, Robion C. Indefinite Morse 2-functions: Broken fibrations and generalizations. preprint arXiv:1102.0750 (2011).
- [4] Johannson, Klaus. Topology and combinatorics of 3-manifolds. *Lecture Notes in Mathematics*, 1599, 1995.
- [5] Yankı Lekili. Wrinkled fibrations on near-symplectic manifolds. *Geom. Topol.*, 13(1):277–318, 2009. Appendix B by R. İnanç Baykur.
- [6] Laudenbach, François and Poénaru, Valentin. A note on 4-dimensional handlebodies. *Bull. Soc. Math. France* 100:337–344, 1972.
- [7] Ozsváth, Peter and Szabó, Zoltán. Holomorphic triangles and invariants for smooth four-manifolds. *Adv. Math.*, 202(2):326–400, 2006.
- [8] Reidemeister, K. Zur dreidimensionalen Topologie. *Abh. Math. Sem. Univ. Hamburg*, 9:189–194, 1933.
- [9] Saveliev, Nikolai . Lectures on the Topology of 3–Manifolds. de Gruyter, Berlin, 1999.
- [10] Singer, J. Three dimensional manifolds and their Heegaard diagrams. *Trans. Amer. Math. Soc.*, 35:88–111, 1933.
- [11] Waldhausen, Friedhelm. Heegaard-Zerlegungen der 3-Sphäre, *Topology* 7:195–203, 1968.