

Collective Excitations and Stability of the Excitonic Phase in the Extended Falicov–Kimball Model

D. I. Golosov*

Department of Physics and the Resnick Institute, Bar-Ilan University, Ramat-Gan 52900, Israel.

(Dated: 14 October 2012)

We consider the excitonic insulator state (often associated with electronic ferroelectricity), which arises on the phase diagram of an extended spinless Falicov–Kimball model (FKM) at half-filling. Within the Hartree–Fock approach, we calculate the spectrum of low-energy collective excitations in this state up to second order in the narrow-band hopping and/or hybridisation. This allows to probe the mean-field stability of the excitonic insulator. The latter is found to be unstable when the case of the pure FKM (no hybridisation with a fully localised band) is approached. The instability is due to the presence of another, lower-lying ground state and *not* to the degeneracy of the excitonic phase in the pure FKM. The excitonic phase, however, may be stabilised further away from the pure FKM limit. In this case, the low-energy excitation spectrum contains new information about the properties of the excitonic condensate (including the strongly suppressed critical temperature).

PACS numbers: 71.10.Fd, 71.28.+d, 71.35.-y, 71.10.Hf

I. INTRODUCTION

The Falicov–Kimball model (FKM)¹ was introduced more than forty years ago with an objective to describe metal-insulator transitions and mixed-valence phenomena in certain hexaborides and oxides. It attracted an impressive amount of work within both solid state theory^{2,3} and mathematical physics⁴, dealing with all aspects of the ground state properties and the phase diagram. Early on, various extensions of the original model were proposed^{2,5} in order to more adequately describe the physics and/or phenomenology of specific systems. In recent years, much attention has been paid to the possibility of *electronic ferroelectricity* in an appropriately extended Falicov–Kimball model (EFKM)⁶. This phenomenon is intimately related to the notion of excitonic insulator, which was introduced earlier in a somewhat different context^{7–10} (see also Refs. 11–13). Finding an actual electronic ferroelectric might be important technologically, and the experimental search is ongoing¹⁴. In addition, it has been suggested that the EFKM might be relevant for some systems of current interest, including manganates¹⁵ and URu₂Si₂¹⁶.

Various approximate methods^{17–20} (as well as numerical techniques^{21,22}) were used to determine the phase diagrams of both pure and extended FKM and the carrier spectral properties in the ground state. Yet it appears that the present article reports the first systematic study of the low-energy collective excitations in the excitonic insulator (or excitonic condensate) state of the EFKM. Even though restricted by the Hartree–Fock mean field approach, the results shed light on the nature of much discussed instability of the excitonic state in the limit of pure FKM. In the case of EFKM, we obtain the excitation spectra in the excitonic state, and thereby identify the underlying energy scales. Importantly, this also

allows to probe the mean-field stability of the uniform excitonic insulator. Until now, this latter issue has been addressed only variationally, by considering a finite set of competing mean field ground states.

The spinless Falicov–Kimball model proper involves fermions d_i and c_i in the localised and itinerant bands, interacting via a Coulomb repulsion U on-site:

$$\mathcal{H} = -\frac{t}{2} \sum_{\langle ij \rangle} (c_i^\dagger c_j + c_j^\dagger c_i) + E_d \sum_i d_i^\dagger d_i + U \sum_i c_i^\dagger d_i^\dagger d_i c_i, \quad (1)$$

where E_d is the bare energy of the localised band. We choose the units where the hopping amplitude t and the period a of the (d -dimensional hypercubic) lattice are equal to unity. Presently, we consider the half-filled ($n = 1$) case at zero temperature.

Historically, the *raison d'être* of the Falicov–Kimball model is the presence of an intermediate valence regime, whereby the two original bands are partially filled. It is well-known²³ that within a broad range of parameter values in this regime, the lowest-energy spatially uniform mean-field solution is characterised by an interaction-induced spontaneous hybridisation, $\Delta = \langle c_i^\dagger d_i \rangle$. Hartree–Fock decoupling of the equations of motion for the Green's functions $\langle\langle c_{\vec{k}} c_{\vec{k}}^\dagger \rangle\rangle$ and $\langle\langle d_{\vec{k}} c_{\vec{k}}^\dagger \rangle\rangle$ yields

$$\Delta = \frac{1}{N} \sum_{\vec{k}} \Delta_{\vec{k}}, \quad \Delta_{\vec{k}} \equiv \langle c_{\vec{k}}^\dagger d_{\vec{k}} \rangle = \frac{U \Delta}{\sqrt{\xi_{\vec{k}}^2 + 4U^2 |\Delta|^2}} \quad (2)$$

for the hybridisation and

$$n_d = \frac{1}{N} \sum_{\vec{k}} n_{\vec{k}}^d, \quad n_{\vec{k}}^d \equiv \langle d_{\vec{k}}^\dagger d_{\vec{k}} \rangle = \frac{1}{2} - \frac{\xi_{\vec{k}}}{2\sqrt{\xi_{\vec{k}}^2 + 4U^2 |\Delta|^2}} \quad (3)$$

for the localised-band occupancy n_d . Here, N is the number of the lattice sites and $\xi_{\vec{k}} = E_{rd} - \epsilon_{\vec{k}}$ with

the renormalised relative energy of the localised band, $E_{rd} = E_d + U(1 - 2n_d)$, and the tight-binding dispersion, $\epsilon_{\vec{k}} = -\sum_{\alpha=1}^d \cos k_{\alpha}$.

This mean-field solution has its filled and empty quasiparticle bands separated by a hybridisation gap of $2U|\Delta|$, corresponding to an excitonic insulator. If the two original bands have opposite parity and $\text{Re}\Delta \neq 0$, it has a spontaneous dipole moment (electronic ferroelectricity)^{6,21}. However, the uniform excitonic insulator state in the pure FKM is unstable^{22,24}, which has largely been attributed^{3,24} to fluctuations due to the local continuous degeneracy. The latter, in turn, is associated with the phase of each of the operators d_i in Eq. (1), and hence with the phase of $\langle c_i^\dagger d_i \rangle$ on-site.

This strong degeneracy can be broken, and the stability of the excitonic insulator may eventually be restored, by any of the terms in the perturbation,

$$\delta\mathcal{H} = -\frac{t'}{2} \sum_{\langle ij \rangle} d_i^\dagger d_j + V_0 \sum_i c_i^\dagger d_i - \frac{V_1}{2} \sum_{\langle ij \rangle} (c_i^\dagger d_j + c_j^\dagger d_i) - \frac{V_2}{2} \sum_{\langle ij \rangle} \left\{ (\vec{R}_j - \vec{R}_i) \cdot \vec{\Xi} \right\} (c_i^\dagger d_j - c_j^\dagger d_i) + \text{H.c.}, \quad (4)$$

where t' is the d -band hopping and V_0 , bare on-site hybridisation. V_1 (V_2) is the spatially-even (odd) nearest-neighbour hybridisation, as appropriate for the case where the two original bands have the same (opposite) parity. \vec{R}_i is the radius-vector of a site i , and $a\vec{\Xi} = \sum_{\alpha=1}^d \hat{x}_\alpha$, sum of Cartesian unit vectors.

When the Falicov–Kimball model is *extended* by Eq.(4), it ceases to be exactly soluble. Identifying its

ground states and constructing the phase diagram constitute the subject of a broad on-going research effort^{25,26}. In the present article, we address the issue of stability of the excitonic insulating state with a uniform real Δ , and its low-energy properties at the mean-field level (ignoring higher-order correlations).

II. LOW-ENERGY COLLECTIVE EXCITATIONS IN THE EXCITONIC PHASE

We consider the particle-hole excitations of the excitonic insulator state, which in general are given by

$$\mathcal{X}_{\vec{q}} = \frac{1}{\sqrt{N}} \sum_{\vec{k}} \left\{ F_+(\vec{k}, \vec{q}) c_{\vec{k}}^\dagger d_{\vec{k}+\vec{q}} + F_-(\vec{k}, \vec{q}) d_{\vec{k}}^\dagger c_{\vec{k}+\vec{q}} + F_c(\vec{k}, \vec{q}) c_{\vec{k}}^\dagger c_{\vec{k}+\vec{q}} + F_d(\vec{k}, \vec{q}) d_{\vec{k}}^\dagger d_{\vec{k}+\vec{q}} \right\}, \quad (5)$$

where the four quantities F_i are arbitrary functions of \vec{k} and \vec{q} . The energies ω and the wave functions of collective modes satisfy the secular equation,

$$[\mathcal{X}_{\vec{q}}, \mathcal{H} + \delta\mathcal{H}] \stackrel{\text{eff}}{=} \omega_{\vec{q}} \mathcal{X}_{\vec{q}}, \quad (6)$$

where the label “eff” implies Hartree–Fock decoupling on the l. h. s.. Upon substituting Eq. (5) into (6), we find a system of four equations for the functions F_i . For example, collecting the terms with $c_{\vec{k}}^\dagger d_{\vec{k}+\vec{q}}$ and those with $d_{\vec{k}}^\dagger c_{\vec{k}+\vec{q}}$ yields respectively

$$(\omega - \xi_{\vec{k}} - t' \epsilon_{\vec{k}+\vec{q}}) F_+(\vec{k}, \vec{q}) + (U\Delta^* - V_{\vec{k}+\vec{q}}) F_c(\vec{k}, \vec{q}) - (U\Delta^* - V_{\vec{k}}) F_d(\vec{k}, \vec{q}) = U [A_a(\vec{q}) + A_b(\vec{q})], \quad (7)$$

$$(\omega + \xi_{\vec{k}+\vec{q}} + t' \epsilon_{\vec{k}}) F_-(\vec{k}, \vec{q}) - (U\Delta - V_{\vec{k}}^*) F_c(\vec{k}, \vec{q}) + (U\Delta - V_{\vec{k}+\vec{q}}^*) F_d(\vec{k}, \vec{q}) = U [-A_a(\vec{q}) + A_b(\vec{q})]. \quad (8)$$

Similarly,

$$(U\Delta - V_{\vec{k}+\vec{q}}^*) F_+(\vec{k}, \vec{q}) - (U\Delta^* - V_{\vec{k}}) F_-(\vec{k}, \vec{q}) + (\omega + \xi_{\vec{k}+\vec{q}} - \xi_{\vec{k}}) F_c(\vec{k}, \vec{q}) = U A_c(\vec{q}), \quad (9)$$

$$-(U\Delta - V_{\vec{k}}^*) F_+(\vec{k}, \vec{q}) + (U\Delta^* - V_{\vec{k}+\vec{q}}) F_-(\vec{k}, \vec{q}) + (\omega - t' \epsilon_{\vec{k}+\vec{q}} + t' \epsilon_{\vec{k}}) F_d(\vec{k}, \vec{q}) = U A_d(\vec{q}). \quad (10)$$

Here, the quantities A_i originate from the interaction term in Eq.(1) and obey the self-consistency conditions,

$$A_a(\vec{q}) = \frac{1}{2N} \sum_{\vec{p}} \left\{ [F_+(\vec{p}, \vec{q}) + F_-(\vec{p}, \vec{q})] (\tilde{n}_{\vec{p}}^d + \tilde{n}_{\vec{p}+\vec{q}}^d - 1) + F_c(\vec{p}, \vec{q}) (\tilde{\Delta}_{\vec{p}+\vec{q}}^* + \tilde{\Delta}_{\vec{p}}) - F_d(\vec{p}, \vec{q}) (\tilde{\Delta}_{\vec{p}+\vec{q}} + \tilde{\Delta}_{\vec{p}}^*) \right\}, \quad (11)$$

$$A_b(\vec{q}) = \frac{1}{2N} \sum_{\vec{p}} \left\{ [F_+(\vec{p}, \vec{q}) - F_-(\vec{p}, \vec{q})] (\tilde{n}_{\vec{p}}^d + \tilde{n}_{\vec{p}+\vec{q}}^d - 1) + F_c(\vec{p}, \vec{q}) (\tilde{\Delta}_{\vec{p}+\vec{q}}^* - \tilde{\Delta}_{\vec{p}}) + F_d(\vec{p}, \vec{q}) (\tilde{\Delta}_{\vec{p}+\vec{q}} - \tilde{\Delta}_{\vec{p}}^*) \right\}, \quad (12)$$

$$A_c(\vec{q}) = \frac{1}{N} \sum_{\vec{p}} \left\{ F_+(\vec{p}, \vec{q}) \tilde{\Delta}_{\vec{p}} - F_-(\vec{p}, \vec{q}) \tilde{\Delta}_{\vec{p}+\vec{q}}^* + F_d(\vec{p}, \vec{q}) [\tilde{n}_{\vec{p}}^d - \tilde{n}_{\vec{p}+\vec{q}}^d] \right\}, \quad (13)$$

$$A_d(\vec{q}) = \frac{1}{N} \sum_{\vec{p}} \left\{ -F_+(\vec{p}, \vec{q}) \tilde{\Delta}_{\vec{p}+\vec{q}} + F_-(\vec{p}, \vec{q}) \tilde{\Delta}_{\vec{p}}^* - F_c(\vec{p}, \vec{q}) [\tilde{n}_{\vec{p}}^d - \tilde{n}_{\vec{p}+\vec{q}}^d] \right\}, \quad (14)$$

$V_{\vec{k}}$ is the Fourier component of the bare hybridisation,

$$V_{\vec{k}} = \begin{cases} V_0 + V_1 \epsilon_{\vec{k}}, & \text{even} \\ iV_2 \lambda_{\vec{k}}, & \text{odd} \end{cases}, \quad \lambda_{\vec{k}} = - \sum_{\alpha=1}^d \sin k_{\alpha}. \quad (15)$$

(depending on the relative parity of the orbitals). The tilde accents in Eqs. (11–14) reflect the fact that in the presence of $\delta\mathcal{H}$, the r.h.s. of Eqs. (2–3) are trivially modified, and the corrected expressions [see Appendix, Eqs. (A1–A2)] should be used here. Ideally, one should now solve Eqs. (7–10) and substitute the explicit expressions for $F_i(\vec{q})$ into Eqs. (11–14). Zeroes of the determinant $\mathcal{D}(\omega, \vec{q})$ of the resultant system of four linear homogeneous equations for $A_i(\vec{q})$ would then yield the spectrum of collective excitations for a given momentum \vec{q} (cf. Ref. 8). Since we are interested in the low-energy excitations only, it is possible to follow a simpler route as sketched below.

For the pure FKM with $\delta\mathcal{H} = 0$ and real Δ , these homogeneous equations for $A_i(\vec{q})$ have an $\omega_{\vec{q}} \equiv 0$ solution with $A_a = -\Delta$ and $A_b = A_c = A_d = 0$, corresponding to²⁷

$$\mathcal{X}_{\vec{q}}^{(0)} = \frac{1}{\sqrt{N}} \sum_{\vec{k}} d_{\vec{k}}^{\dagger} d_{\vec{k}+\vec{q}} \quad (16)$$

[which the reader can verify by substituting into Eq. (6)]. The presence of an entire branch of zero-energy excitations is an expected consequence of the local continuous degeneracy as discussed in the Introduction above. For the EFKM with sufficiently weak perturbation, Eq. (4), this branch acquires a small but finite energy that can be found by expanding the equations for F_i and A_i in powers of ω , V_i , and t' .

III. LEADING-ORDER INSTABILITY OF THE EXCITONIC INSULATOR

Assuming that Δ (but not necessarily $\tilde{\Delta}_{\vec{k}}$, see Ref. 6) is real, we find to leading order:

$$\mathcal{D}(\omega, \vec{q}) = D_{\omega}(\vec{q}) \cdot \left(\frac{\omega}{U\Delta} \right)^2 + M_{11}(\vec{q}) \cdot D_0(\vec{q}). \quad (17)$$

Here, the first term comes from expanding $\mathcal{D}(\omega, \vec{q})$ of the pure FKM in powers of ω :

$$\begin{aligned} D_{\omega}(\vec{q}) &= -[Y_1(\vec{q})]^2 - Z_2(\vec{q})Y_1(\vec{q}) - [2Y_0(\vec{q}) - Z_1(\vec{q})]^2, \\ Y_n(\vec{q}) &= \frac{U^{1-n}}{\Delta^n N} \sum_{\vec{k}} \frac{\xi_{\vec{k}}^n \text{Re} \Delta_{\vec{k}}}{\xi_{\vec{k}+\vec{q}} - \xi_{\vec{q}}}. \end{aligned} \quad (18)$$

Since the two quantities

$$\begin{aligned} Z_1(\vec{q}) &= Y_2(\vec{q}) + \frac{1}{2\Delta}(1 - 2n_d) + 4Y_0(\vec{q}), \\ Z_2(\vec{q}) &= -\frac{E_{rd}}{U\Delta^2} - Y_3(\vec{q}) - 2 - 4Y_1(\vec{q}) + \frac{2}{U\Delta^2 N} \sum_{\vec{k}} \xi_{\vec{k}} n_{\vec{k}}^d \end{aligned}$$

vanish in the long-wavelength limit, $q \rightarrow 0$, we find $D_{\omega}(\vec{q} = 0) < 0$. Likewise, one can show that $D_{\omega}(\vec{q})$ at $\vec{q} = \vec{Q}_0 \equiv \{\pi, \pi, \pi\}$ is given by²⁸

$$\begin{aligned} D_{\omega}(\vec{Q}_0) &= - \left[\frac{E_{rd}Y_0(\vec{Q}_0)}{U\Delta} - \frac{1}{2} \right]^2 - 4[Y_0(\vec{Q}_0)]^2 - \\ &\quad - \frac{1}{\Delta^2 N^2} \sum_{\vec{k}} \epsilon_{\vec{k}} n_{\vec{k}}^d \sum_{\vec{p}} \frac{n_{\vec{p}}^d}{\epsilon_{\vec{p}}} < 0, \end{aligned}$$

and numerically we find that D_{ω} remains negative throughout the Brillouin zone (BZ).

To leading order in perturbation, the determinant \mathcal{D} for the EFKM [see Eq. (17)] at $\omega = 0$ factorises into a product of the 3×3 diagonal minor (corresponding to A_b, A_c , and A_d),

$$\begin{aligned} D_0(\vec{q}) &= [4 - 2Z_2(\vec{q})] \{ [Y_1(\vec{q})]^2 + 4[Y_0(\vec{q})]^2 \} + \\ &\quad + 2 \{ 1 - [Z_1(\vec{q})]^2 \} Y_1(\vec{q}) - 8Z_1(\vec{q}) Y_0(\vec{q}), \end{aligned} \quad (19)$$

and the diagonal matrix element corresponding to A_a ,

$$M_{11} = \frac{t'(d + \epsilon_{\vec{q}})}{U\Delta^2 Nd} \sum_{\vec{k}} \epsilon_{\vec{k}} n_{\vec{k}}^d + \begin{cases} \frac{V_0 + V_1 E_d}{U\Delta}, & \text{even,} \\ \frac{V_2^2}{N} \sum_{\vec{k}} \frac{(\lambda_{\vec{k}} + \lambda_{\vec{k}+\vec{q}})^2 n_{\vec{k}}^d}{U\Delta^2 (\xi_{\vec{k}} - \xi_{\vec{k}+\vec{q}})}, & \text{odd.} \end{cases}$$

When $V_i = 0$, the latter quantity (and hence^{8,29} $\omega_{\vec{q}}$) vanishes at $\vec{q} = 0$, corresponding to the $U(1)$ remaining degeneracy for $t' \neq 0$ that was discussed earlier³⁰. When $t' = V_{0,1} = 0$, a different Goldstone mode is present at $\vec{q} = \vec{Q}_0$. It is due to the degeneracy of the excitonic insulator with respect to assigning arbitrary opposite phases, $\pm\varphi$, to $\langle c_i^{\dagger} d_i \rangle$ in a checker-board order while keeping n_d and $|\langle c_i^{\dagger} d_i \rangle| = \Delta$ unchanged³¹. This can be verified directly by analysing the mean field equations at $V_2 \neq 0$ for the 2-sublattice case. In all other cases, the appropriate choice of signs ($t', V_0\Delta, V_1 E_d \Delta \leq 0$) ensures that M_{11} is negative throughout the BZ.

At $\vec{q} = 0$, the quantity D_0 is proportional to the derivative, $\partial\Delta/\partial V_0$, calculated in the unperturbed case, and is therefore negative (see Appendix B). The equation $\mathcal{D}(\omega, \vec{q}) = 0$ then yields a positive ω^2 and hence a stable spectrum in the long-wavelength limit²⁹. It is, however, easy to show that at $\vec{q} = \vec{Q}_0$,

$$\begin{aligned} D_0(\vec{Q}_0) &= \left\{ \left[\frac{2E_{rd}}{U\Delta} Y_0(\vec{Q}_0) - 1 \right]^2 + 16[Y_0(\vec{Q}_0)]^2 \right\} \times \\ &\quad \times \frac{1}{2U\Delta^2 N} \sum_{\vec{k}} \epsilon_{\vec{k}} n_{\vec{k}}^d \end{aligned} \quad (20)$$

and is *positive*^{28,32}. This gives imaginary ω at $\vec{q} = \vec{Q}_0$, implying that the excitonic insulator is always unstable when the pure FKM limit is approached.

Contrary to earlier suggestions^{3,24}, this type of instability is due to the presence of a lower lying ground state, and *not* to the local degeneracy of the excitonic phase in the FKM. This agrees with those variational results^{17,18} that suggest that a lower-energy ordered state is favoured in the pure FKM. The excitonic insulator is then stabilised by a small but finite perturbation via a second-order phase transition^{17,18}, whereas a more exotic behaviour³³ would have been expected should the vanishing $\langle c_i^\dagger d_i \rangle$ in the pure FKM case²² be due to the local degeneracy. The latter, on the contrary, *masks* the instability in the unperturbed case (by causing the spectrum to vanish identically). Hence in order to see this instability, one has to allow for an infinitesimal perturbation, as outlined above.

IV. STABILISATION OF THE EXCITONIC PHASE BEYOND THE LEADING ORDER

When effects of subleading order in perturbation are taken into account, the structure of Eq. (17) is preserved. In the following, we will keep the most significant next-order (in t' , $V_{0,1}$, and V_2^2) corrections: (i) Corrections to the determinant D_0 , which is responsible for the leading-order instability. We will include these by substituting in Eq. (17) $D_0 \rightarrow \tilde{D}_0 + D_1$, where \tilde{D}_0 is given by Eq. (19) with corrected expressions $\tilde{\Delta}_{\vec{k}}$ and $\tilde{n}_{\vec{k}}^d$ used in the definitions of Y_n and Z_n . Discussion of the quantity $D_1(\vec{q})$ is relegated to Appendix C. (ii) In all terms in Eq. (17), we use corrected values of Δ and n^d [obtained when $\tilde{\Delta}_{\vec{k}}$ and $\tilde{n}_{\vec{k}}^d$ are used in Eqs. (2–3)]. This is to account for the sometimes appreciable³⁴ change of Δ and n^d caused by a weak perturbation.

Numerical evaluation shows that the quantity D_1 at $\vec{q} = \vec{Q}_0$ typically is *negative*, implying that for perturbations larger than a certain critical value t'_{cr} or $V_{i,cr}$ the spectrum may become real and the stability of the uniform excitonic phase with respect to the excitations of the type of Eq. (5) may be restored, as shown in Fig. 1 (see also Appendix D). Applying our perturbative treatment to a finite $\delta\mathcal{H}$ is justifiable whenever the resultant critical values of t' or V_i are small. The latter includes requirements, $|V_{0,1}| \ll U\Delta$ and $|V_i|, |t'| \ll 1$.

The critical values of V_i and t' as functions of E_d are plotted in Fig. 2. Wherever a direct comparison with earlier variational and numerical results is possible (the $t' \neq 0$ case^{18,30}), our approach yields an *increased* stability region for the excitonic phase, with the disagreement becoming more pronounced as $|E_d|$ decreases. This may be due to the above extrapolation scheme being inexact, or to a possible importance of more complex excitations [as opposed to Eq. (5)], or to the presence of a first-order transition^{19,21} at small E_d .

V. DISCUSSION

We shall now attempt to put our results into a broader prospective. Whenever the excitonic insulator behaviour is suggested, a distinction must be made as to whether the underlying physics is that of FKM [with one of the bands being (nearly) flat] or of a generic semimetal (semiconductor) with nested Fermi surfaces^{7–10}. Our results show that the difference is not restricted to the parent bandstructure, but is also manifest in the observable properties of the system. Indeed, the presence of an entire branch of low-energy excitations is characteristic only of the EFKM-based mechanism (cf. Ref. 8).

A physical difference between the two realisations of excitonic insulator is indeed expected on very general grounds^{12,35}. In the case of a broad-band semimetal (semiconductor), the excitonic (induced hybridisation) gap is typically much smaller than the bandwidth of either band. The particle-hole pairing (exciton formation) is then essentially a Fermi-surface effect, involving only electrons and holes from the vicinities of the two Fermi surfaces, therefore nesting is required⁹. In this case, the physics of excitonic insulator is largely the same as that of a conventional charge-density wave. On the other hand, in the case of EFKM (sufficiently close to the pure FKM limit), the width of the narrow band is smaller than the gap, hence the entire narrow band is in principle accessible for excitonic pairing and the Fermi surface shape is no longer crucial. The situation is then closer to the actual intermediate valence picture^{11,12} (especially where slower dynamics is concerned). We note that the bandstructure of most compounds suggested as candidates for excitonic insulating state^{10–13,36}, includes a very narrow band corresponding to a slightly perturbed FKM.

With increasing temperature, the long-range order of the excitonic insulator state in a semimetal is lost owing to the thermal excitations of electron-hole continuum. The critical temperature (which has the well-known snail-like profile as a function of band overlap⁹ or of the interaction strength²⁶ U) is found from the gap equation⁹. It appears that the current view^{19,20,26} is that a similar scenario should hold for the EFKM.

Our results suggest that the behaviour of an FKM-based excitonic insulator involves a second-order transition³⁷ mediated by the low-energy excitations reported above³⁸. While even for the pure FKM case the gap equation, Eq. (2), has a non-zero solution at low temperatures, $T < T_\Delta \sim U\Delta(T = 0)/k_B$, the actual critical temperature T_c for a weakly perturbed FKM does not simply follow the single-particle gap. Instead, the relevant energy scale is determined by the collective excitations, *i. e.*, by the dominant term in Eq. (4), resulting in $T_c \ll T_\Delta$. It is easy to see that T_c will be roughly proportional to $\sqrt{|t'|(|t'| - |t'_{cr}|)}, |V_2|\sqrt{V_2^2 - V_{2,cr}^2}, \sqrt{|V_0|(|V_0| - V_{0,cr})}$, or $\sqrt{|V_1|(|V_1| - |V_{1,cr}|)}$.

Finally, we summarise our conclusions that appear rel-

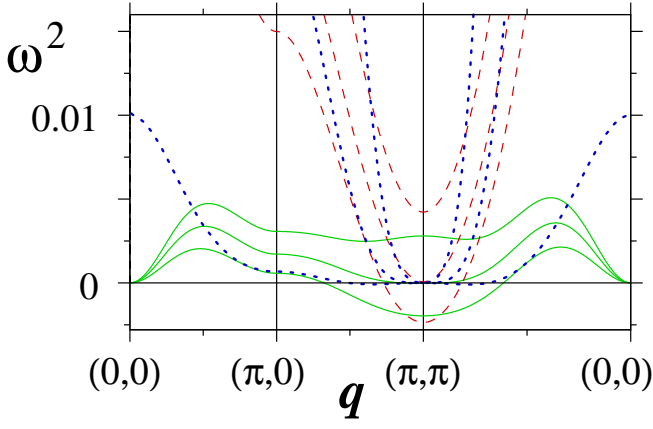


FIG. 1: (colour online) Effect of different perturbations on the excitation spectrum of the 2D FKM, Eq.(1) with $U = 2$, $E_d = 0.4$. Solid, dashed, and dotted lines correspond, respectively, to the effects of t' (bottom to top: $t' = -0.04, -0.0565, -0.07$), V_0 ($V_0 = -0.06, -0.074, -0.09$), and V_2 ($V_2 = 0.115, 0.249, 0.35$). As the corresponding values of Δ vary between 0.214 and 0.359, the gap in the single-particle spectrum is in all cases larger than $\omega_{\vec{q}}$ for any \vec{q} in the BZ.

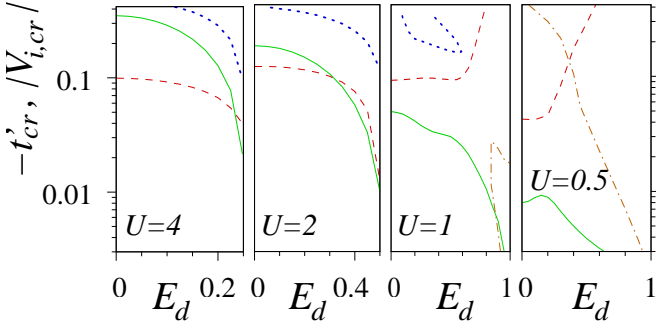


FIG. 2: (colour online) Critical values of t' (solid line, see Appendix D for further details), V_0 (dashed), V_1 (dashed-dotted) and V_2 (dotted) in a 2D EFKM with $U = 0.5$ (weak coupling regime, right panel), $U = 1$ (intermediate coupling, second right), $U = 2$ (second left), and $U = 4$ (strong coupling, left panel). Results for $U = 1$ suggest reentrant behaviour in $V_{1,2}$.

evant in the context of experimental search for an excitonic insulator with a narrow (several meV) and a broad ($W \gtrsim 0.1$ eV) bare carrier bands, and $U/W \gtrsim 0.2$. (i) T_c in this case would not exceed several tens K, and could be much smaller. (ii) A peculiar branch of excitations (“excitonic phonon”⁹, either acoustic or optical, largely undamped throughout the BZ), will be present in the infrared or even microwave range at $T < T_c$. (iii) Since these excitations involve mostly the narrow-band charge density waves, Eq. (16), one can also expect to find static or dynamic charge and/or orbital inhomogeneities in a region above T_c . While these predictions are based on a Hartree-Fock study of a spinless model, qualitatively they are expected to persist in a more realistic treatment.

Acknowledgments

It is a pleasure to thank C. D. Batista, R. Berkovits, D. I. Khomskii, K. A. Kikoin, B. D. Laikhtman, and A. A. Sokolik for discussions. This work was supported by the Israeli Absorption Ministry.

Appendix A: Corrected mean-field equations

In the presence of perturbation, Eq. (4), Eqs. (2-3) hold to leading order only. The exact mean field equations read

$$\Delta = \frac{1}{N} \sum_{\vec{k}} \tilde{\Delta}_{\vec{k}}, \quad \tilde{\Delta}_{\vec{k}} = \frac{U\Delta - V_{\vec{k}}^*}{\sqrt{(\xi_{\vec{k}} + t'\epsilon_{\vec{k}})^2 + 4|U\Delta - V_{\vec{k}}^*|^2}} \quad (\text{A1})$$

for the hybridisation and

$$n_d = \frac{1}{N} \sum_{\vec{k}} \tilde{n}_{\vec{k}}^d, \quad \tilde{n}_{\vec{k}}^d = \frac{1}{2} - \frac{\xi_{\vec{k}} + t'\epsilon_{\vec{k}}}{2\sqrt{(\xi_{\vec{k}} + t'\epsilon_{\vec{k}})^2 + 4|U\Delta - V_{\vec{k}}^*|^2}} \quad (\text{A2})$$

for the occupancy of the (almost) localised band.

Appendix B: Sign of D_0 at $\vec{q} \rightarrow 0$

Suppose that $\Delta (\neq 0)$ and n_d solve the mean field equations, Eqs. (2-3), for the unperturbed FKM, Eq. (1). Adding a weak on-site hybridisation V_0 [i.e., a perturbation $\delta\mathcal{H}$, given by Eq. (4) with $t' = V_{1,2} = 0$] results in a small change of the mean-field parameters: $\Delta \rightarrow \Delta + \delta\Delta$, $n_d \rightarrow n_d + \delta n_d$. Keeping the linear-order (in $\delta\Delta$, δn_d , and V_0) terms in Eqs. (A1-A2) yields a system of two equations,

$$\delta\Delta = \left(\delta\Delta - \frac{V_0}{U} \right) \frac{1}{N} \sum_{\vec{k}} \frac{U\xi_{\vec{k}}^2}{(\xi_{\vec{k}}^2 + 4U^2\Delta^2)^{3/2}} + 2\delta n_d \frac{1}{N} \sum_{\vec{k}} \frac{U^2\Delta\xi_{\vec{k}}}{(\xi_{\vec{k}}^2 + 4U^2\Delta^2)^{3/2}}, \quad (\text{B1})$$

$$\delta n_d = \left(\delta\Delta - \frac{V_0}{U} \right) \frac{1}{N} \sum_{\vec{k}} \frac{2U^2\Delta\xi_{\vec{k}}}{(\xi_{\vec{k}}^2 + 4U^2\Delta^2)^{3/2}} + 4\delta n_d \frac{1}{N} \sum_{\vec{k}} \frac{U^3\Delta^2}{(\xi_{\vec{k}}^2 + 4U^2\Delta^2)^{3/2}}. \quad (\text{B2})$$

Since in the limit $\vec{q} \rightarrow 0$ (we write 0 instead of $\{0,0,0\}$ for brevity) Eq. (18) yields

$$Y_0 = \frac{1}{2N} \sum_{\vec{k}} \frac{U^2\Delta\xi_{\vec{k}}}{(\xi_{\vec{k}}^2 + 4U^2\Delta^2)^{3/2}}, \quad (\text{B3})$$

$$Y_1 = -\frac{2}{N} \sum_{\vec{k}} \frac{U^3\Delta^2}{(\xi_{\vec{k}}^2 + 4U^2\Delta^2)^{3/2}}, \quad (\text{B4})$$

Eqs. (B1-B2) can be re-written as

$$\begin{aligned} 4Y_0(0) \cdot \delta\Delta - [1 + 2Y_1(0)] \cdot \delta n_d &= 4Y_0(0) \cdot \frac{V_0}{U}, \\ 2Y_1(0) \cdot \delta\Delta + 4Y_0(0) \cdot \delta n_d &= [1 + 2Y_1(0)] \cdot \frac{V_0}{U}. \end{aligned}$$

This yields

$$\frac{\partial\Delta}{\partial V_0} \equiv \frac{\delta\Delta}{V_0} = \frac{16[Y_0(0)]^2 + [1 + 2Y_1(0)]^2}{\{16[Y_0(0)]^2 + 4[Y_1(0)]^2 + 2Y_1(0)\}U}. \quad (\text{B5})$$

This derivative must be negative, as a thermodynamic stability condition [with the quantity $-V_0$ playing the role of an external field, cf. Eq. (4)]. On the other hand, it has the same sign as the quantity $D_0(\vec{q})$ at $\vec{q} \rightarrow 0$, which (owing to $Z_{1,2} \rightarrow 0$ in this limit) is given by

$$D_0(\vec{q} \rightarrow 0) = 16[Y_0(0)]^2 + 4[Y_1(0)]^2 + 2Y_1(0).$$

Appendix C: Expressions for D_1

To leading order in perturbation, the quantity $D_1(\vec{q})$, introduced in the main text, has the form

$$D_1(\vec{q}) = t'T(\vec{q}) + \begin{cases} \frac{V_0 + V_1 E_{rd}}{U\Delta} H_0(\vec{q}) + V_1 H_1(\vec{q}), & \text{even,} \\ V_2^2 H_2(\vec{q}), & \text{odd,} \end{cases} \quad (\text{C1})$$

(again depending on the relative parity of the two bands), where

$$\begin{aligned} T(\vec{q}) = & \frac{1}{\Delta}(1 - 2n_d) [\alpha(Y_1^2 + 4Y_0^2) - 2Y_1 Z_1 - 4Y_0] + 2(Y_1^2 + 4Y_0^2)(8Y_1 - 8\alpha Y_0 + 2\sigma_1 - Z_4) + \\ & + 4(Y_1 Z_1 + 2Y_0 Z_3 - 2Y_1 Z_2^2 + 2(1 + 10Y_1^2 + 32Y_0^2 - 2\alpha Y_0 Y_1 + 4Y_1)Z_2 + 2(2 - \alpha Y_0 + 14Y_1)Z_1^2 + \\ & + 2\alpha(12Y_0^2 - Y_1^2)Z_1 - 32(Y_1 - 1)Y_0 Z_1 + 2(\alpha Y_0 - 4\alpha Y_1 Y_0 + 4Y_1^2) + \left\{ (1 + 2Y_1 - Y_1 Z_2)\sigma_1 + \right. \\ & \left. + 4(Y_1^2 + 4Y_0^2)[\sigma_3 - 2\alpha\sigma_2 + (3 + \alpha^2)\sigma_1] + 4[\alpha + \sigma_2 - \alpha\sigma_1 - \frac{1}{\Delta}(1 - 2n_d)](2Y_0 + Y_1 Z_1) \right\} \frac{\epsilon_{\vec{q}} + d}{d}, \quad (\text{C2}) \end{aligned}$$

$$\begin{aligned} H_0(\vec{q}) = & 4 \left(\frac{\alpha}{2\Delta}(2n_d - 1) - \sigma_1 - 4Y_1 \right) (4Y_0^2 + Y_1^2) - (24Y_0^2 + 10Y_1^2 + Y_1)Z_2 - \\ & - (16Y_0 - 32Y_0 Y_1 + 10Z_1 Y_1)Z_1 + 1 + 32Y_0^2 + 4Y_1 + 2(1 - 2n_d) \frac{Y_1 Z_1 + 2Y_0}{\Delta}, \quad (\text{C3}) \end{aligned}$$

$$\begin{aligned} H_1(\vec{q}) = & \frac{1}{\Delta}(1 - 2n_d) [-Y_1 Z_2 - Z_1^2 - 4\alpha Y_1 Z_1 + (3\alpha^2 + 8)(Y_1^2 + 4Y_0^2) + 2Y_1 - 8\alpha Y_0] - 2(Y_1^2 + 4Y_0^2) \times \\ & \times (Z_3 + 32Y_0) - 16(Y_1^2 - 4Y_0^2)Z_1 - 8Y_0(1 + 2Y_1)Z_2 + 2Z_1^3 - 16Y_0 Z_1^2 - 2(1 + 8Y_1)Z_1 - \\ & - 16Y_0(1 + 2Y_1) - 8(Y_1 Z_1 + 2Y_0)\sigma_1 + 6(Y_1^2 + 4Y_0^2)(2\alpha\sigma_1 - \sigma_2) - (Y_1^2 + 4Y_0^2) \frac{\epsilon_{\vec{q}} - 2d}{2U^2\Delta^3}. \quad (\text{C4}) \end{aligned}$$

Here,

$$\alpha = \frac{E_{rd}}{U\Delta}, \quad \sigma_n = \frac{1}{U^n \Delta^{n+1} N} \sum_{\vec{k}} (\epsilon_{\vec{k}})^n n_{\vec{k}}^d, \quad (\text{C5})$$

and the quantities

$$Z_3(\vec{q}) = \frac{2 - 4n_d}{\Delta} + \frac{3\alpha^2}{2\Delta} - \frac{\epsilon_{\vec{q}} - 2d}{4U^2\Delta^3} + Y_4(\vec{q}) - 16Y_0(\vec{q}) - 3\alpha^2 \frac{n_d}{\Delta} + 6\alpha\sigma_1 - 3\sigma_2, \quad (\text{C6})$$

$$Z_4(\vec{q}) = 2\frac{\alpha^3}{\Delta} - \alpha \frac{\epsilon_{\vec{q}} - 2d}{U^2\Delta^3} + \frac{2\alpha}{\Delta} - 8 + Y_5(\vec{q}) - 16Y_1(\vec{q}) - 4\alpha(1 + \alpha^2) \frac{n_d}{\Delta} + 4(3\alpha^2 + 1)\sigma_1 - 12\alpha\sigma_2 + 4\sigma_3, \quad (\text{C7})$$

vanish in the long-wavelength limit, $\vec{q} \rightarrow 0$, for the unperturbed case. On the r. h. s. of Eqs. (C2-C4), we omitted the argument \vec{q} of the functions $Y_n(\vec{q})$ and $Z_n(\vec{q})$; note that these are computed using the leading-order expressions $\Delta_{\vec{k}}^d$ and $n_{\vec{k}}^d$, Eqs. (2-3).

Since the general expression for $H_2(\vec{q})$ is rather lengthy, here we restrict ourselves to the case of $\vec{q} = \vec{Q}_0$:

$$H_2(\vec{Q}_0) = -\frac{1}{2} [(4 + \alpha^2)I_1 + I_2] \left\{ [1 - 2\alpha Y_0(\vec{Q}_0)]^2 + 16 [Y_0(\vec{Q}_0)]^2 \right\}, \quad (\text{C8})$$

$$I_1 = \frac{1}{U\Delta^2 N} \sum_{\vec{k}} \frac{\lambda_{\vec{k}}^2 n_{\vec{k}}^d}{\epsilon_{\vec{k}}}, \quad I_2 = \frac{1}{U^3 \Delta^4 N} \sum_{\vec{k}} \epsilon_{\vec{k}} \lambda_{\vec{k}}^2 n_{\vec{k}}^d. \quad (\text{C9})$$

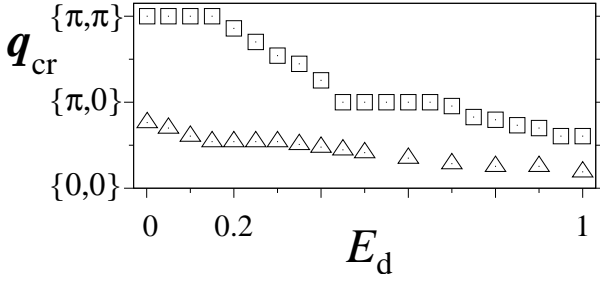


FIG. 3: Values of \vec{q}_{cr} in the $t' \neq 0$ case for a 2D EFKM with $U = 1$ (squares) and $U = 0.5$ (triangles). The corresponding values of t'_{cr} are plotted in Fig. 2 (solid lines in the two right panels).

It is easy to see²⁸ that $I_{1,2} > 0$, hence $H_2(\vec{Q}_0)$ is negative.

Appendix D: Further details on Figs. 1 and 2

As the strength of the perturbation, Eq. (4), is decreased towards the corresponding critical value, t'_{cr} or $V_{i,cr}$, the collective excitation spectrum softens at a certain $\vec{q} = \vec{q}_{cr}$, viz., $\omega_{\vec{q}_{cr}} = 0$, signalling an instability of the excitonic insulator. The spectra shown in Fig. 1 correspond to $\vec{q}_{cr} = \vec{Q}_0 \equiv \{\pi, \pi\}$. While this is indeed a typical case, other situations are possible, especially at smaller U . This is illustrated in Fig. 3. In the momentum space, the line $\{0, 0\} - \{\pi, 0\} - \{\pi, \pi\} - \{0, 0\}$ was probed, and \vec{q}_{cr} was found to lie on the $\{0, 0\} - \{\pi, 0\} - \{\pi, \pi\}$ segments.

* Electronic address: golosov@mail.biu.ac.il

- ¹ L. M. Falicov and J. C. Kimball, Phys. Rev. Lett. **22**, 997 (1969).
- ² D. I. Khomskii, in: *Quantum theory of Solids*, edited by I. M. Lifshits (Mir, Moscow, 1982), and references therein.
- ³ V. Zlatić, J. K. Freericks, R. Lemański, and G. Czycholl, Phil. Mag. **B81**, 1443 (2001); J. K. Freericks and V. Zlatić, Rev. Mod. Phys. **75**, 1333 (2003), and references therein.
- ⁴ C. Gruber and N. Macris, Helv. Phys. Acta **69**, 850 (1996), and references therein.
- ⁵ T. A. Kaplan, Phys. Rev. **B4**, 1278 (1971).
- ⁶ T. Portengen, Th. Östreich, and L. J. Sham, Phys. Rev. Lett. **76**, 3384 (1996); Phys. Rev. **B54**, 17452 (1996).
- ⁷ L. V. Keldysh and Yu. V. Kopayev, Fiz. Tverd. Tela **6**, 2791 (1964) [Sov. Phys. Solid State **6**, 2219 (1965)]; J. des Cloizeaux, J. Phys. Chem. Solids **26**, 259 (1965).
- ⁸ D. Jérôme, T. M. Rice, and W. Kohn, Phys. Rev. **158**, 462 (1967).
- ⁹ W. Kohn, in: *Many-Body Physics*, edited by C. DeWitt and R. Balian (Gordon and Breach, New York, 1967).
- ¹⁰ J. Neuenschwander and P. Wachter, Phys. Rev. **B41**, 12693 (1990); Physica **B160**, 231 (1990).
- ¹¹ T. A. Kaplan and S. D. Mahanti, Phys. Lett. **51A**, 265 (1975); J. Appl. Phys. **49**, 2084 (1978).
- ¹² K. A. Kikoin, Zh. Eksp. Teor. Fiz. **85**, 1000 (1983) [Sov. Phys. JETP **58**, 582 (1983)]; J. Phys. **C17**, 6671 (1984).
- ¹³ S. Curnoe and K. A. Kikoin, Phys. Rev. **B61**, 15714 (2000).
- ¹⁴ C. Li, X. Zhang, Z. Cheng, and Y. Sun, Appl. Phys. Lett. **93**, 152103 (2008); D. S. F. Viana, R. A. M. Gotardo, L. F. Cótica, I. A. Santos, M. Olzon-Dionysio, S. D. Souza, D. Garcia, J. A. Eiras, and A. A. Coelho, J. Appl. Phys. **110**, 034108 (2011); P. Lunkenheimer, S. Krohns, S. Riegg, S. G. Ebbinghaus, A. Reller and A. Loidl, Eur. Phys. J. Spec. Topics **180**, 61 (2010).

- ¹⁵ T. V. Ramakrishnan, H. R. Krishnamurthy, S. R. Hassan, and G. Venketeswara Pai, Phys. Rev. Lett. **92**, 157203 (2004); D. I. Golosov, Phys. Rev. Lett. **104**, 207207 (2010).
- ¹⁶ Y. Dubi and A. V. Balatsky, Phys. Rev. Lett. **106**, 086401 (2011).
- ¹⁷ G. Czycholl, Phys. Rev. **B59**, 2642 (1999).
- ¹⁸ P. Farkašovský, Phys. Rev. **B77**, 155130 (2008).
- ¹⁹ G. Schneider and G. Czycholl, Eur. Phys. J. **B64**, 43 (2008).
- ²⁰ B. Zenker, D. Ihle, F. X. Bronold, and H. Fehske, Phys. Rev. **B81**, 115122 (2010).
- ²¹ C. D. Batista, Phys. Rev. Lett. **89**, 166403 (2002).
- ²² P. Farkašovský, Phys. Rev. **B65**, 081102 (2002).
- ²³ A. N. Kocharyan and D. I. Khomskii, Zh. Eksp. Teor. Fiz. **71**, 767 (1976) [Sov. Phys. JETP **44**, 404 (1976)]; H. J. Leder, Solid State Comm. **27**, 579 (1978); N. Sh. Izmailyan, A. N. Kocharyan, P. S. Ovnanyan, and D. I. Khomskii, Fiz. Tverd. Tela **23**, 2977 (1981) [Sov. Phys. Solid State **23**, 1736 (1981)].
- ²⁴ V. Subrahmanyam and M. Barma, J. Phys. **C21**, L19 (1988).
- ²⁵ B. Zenker, H. Fehske, and C. D. Batista, Phys. Rev. **B82**, 165110 (2010).
- ²⁶ D. Ihle, M. Pfaffertott, E. Burovski, F. X. Bronold, and H. Fehske, Phys. Rev. **B78**, 193103 (2008); V.-H. Phan, H. Fehske, and K. W. Becker, Europhys. Lett. **95**, 17006 (2011); K. Seki, R. Eder, and Y. Ohta, Phys. Rev. **B84**, 245106 (2011); B. Zenker, D. Ihle, F. X. Bronold, and H. Fehske, Phys. Rev. **B85**, 121102 (2012).
- ²⁷ In the pseudospin language^{6,21}, Eq. (16) corresponds to a *longitudinal* (pseudo)spin wave.
- ²⁸ Note that the quantity $n_{\vec{k}}^d$, Eq. (3), depends on momentum via $\epsilon_{\vec{k}}$, and increases as the latter varies from $-d$ to d .
- ²⁹ When all V_i vanish, we recover, in the appropriate limit, Eq. (4.17) of Ref. 8.

- ³⁰ C. D. Batista, J. E. Gubernatis, J. Bonča, and H. Q. Lin, Phys. Rev. Lett. **92**, 187601 (2004).
- ³¹ This finding may modify the conclusions of Ref. 6. See: D. I. Golosov, submitted to Phys. Status Solidi B [preprint arXiv:1210.0185 (2012)].
- ³² At the values of \vec{q} where D_0 changes sign, a *second* zero-energy excitation is present in the pure FKM case.
- ³³ *E. g.*, stabilisation of the excitonic insulator by an infinitesimal perturbation (cf. Refs. 3,19).
- ³⁴ Caused by a large Jacobian of the nonlinear system (A1–A2).
- ³⁵ K. A. Kikoin, private communication (2012).
- ³⁶ See, *e.g.*, P. Wachter, A. Jung, and F. Pfunder, Phys. Lett. **A359**, 528 (2006); P. Wachter, B. Bucher, and J. Malar, Phys. Rev. **B69**, 094502 (2004); C. Monney, E. F. Schwier, M. G. Garnier, N. Mariotti, C. Didiot, H. Cercellier, J. Marcus, H. Berger, A. N. Titov, H. Beck and P. Aebi, New J. Phys. **12**, 125019 (2010).
- ³⁷ This is replaced with a steep crossover when either V_0 or V_1 differs from zero, similar to ferro- to paramagnetic transition in a weak applied field.
- ³⁸ A first-order transition at $T_1 < T_c$ may also occur, especially when lattice effects¹² are taken into account.