

Stochastic Ordering of Interferences in Large-scale Wireless Networks

Junghoon Lee and Cihan Tepedelenlioğlu, *Member, IEEE*

Abstract

Stochastic orders are binary relations defined on probability distributions which capture intuitive notions like being larger or being more variable. This paper introduces stochastic ordering of interference distributions in large-scale networks modeled as point process. Interference is the main performance-limiting factor in most wireless networks, thus it is important to understand its statistics. Since closed-form results for the distribution of interference for such networks are only available in limited cases, interference of networks are compared using stochastic orders, even when closed form expressions for interferences are not tractable. We show that the interference from a large-scale network depends on the fading distributions with respect to the stochastic Laplace transform order. The condition for path-loss models is also established to have stochastic ordering between interferences. The stochastic ordering of interferences between different networks are also shown. Monte-Carlo simulations are used to supplement our analytical results.

Index Terms

Interference, point process, stochastic order.

The authors are with the School of Electrical, Computer, and Energy Engineering, Arizona State University, Tempe, AZ 85287, USA. (Email: {junghoon.lee, cihan}@asu.edu).

I. INTRODUCTION

Since interference is the main performance-limiting factor in most wireless networks, it is crucial to characterize its statistics. The interference mainly depends on the network geometry (spatial distribution of concurrently transmitting nodes) and the path-loss model (signal attenuation with distance). The spatial location of the interferers can be modeled either deterministically or stochastically. Deterministic models include square, triangular, and hexagonal lattices in the two-dimensional plane [1], [2], which are applicable when the location of the nodes in the network is exactly known or is constrained to a regular structure. However, in many scenarios, only a statistical description of the location of the nodes is available, and thus a stochastic spatial model is more suitable. In the latter case, the locations of transmitting nodes in the network are seen as the realizations of some point processes [3]–[5]. For certain classes of node distributions most notably Poisson point processes, and certain attenuation laws, closed-form results are available for the interference which determine the network performance [6], [7] (and the references therein). However interference distribution is not tractable in most cases.

Successful transmission probability in the presence of interference can be calculated by determining the Laplace transform of interference (see [5] and the references therein). It turns out that this is easier in many cases than determining the distribution. However, the closed-form expressions for the Laplace transform of interference are not tractable in many cases. To shed light on this problem, we use a stochastic ordering framework to compare interference distributions. Concepts of stochastic ordering have been applied to scenarios of interest in wireless communications in [8]. We will use the concepts of stochastic ordering to understand the interference in large scale wireless networks. In [9], the application of this set of tools in communication networks has been found. In this paper, we propose the stochastic ordering tool to compare network performances and derive the conditions for the preservation of inequalities between interferences from large-scale networks by developing a stochastic ordering based tool.

Using the conditions, we can compare the performance without having to obtain the closed-form result. This work can be possible to compare network performances by simply estimating line of sight (LoS) parameter of fading channel or path-loss exponent. We also compare two different network scenarios which are commonly used in the literature using stochastic ordering concept.

II. MATHEMATICAL PRELIMINARIES AND SYSTEM MODEL

Here we give a brief overview of some terminology and mathematical tools and introduce the system model assumed in this paper.

A. Stochastic Ordering

First we briefly review some common stochastic orders, which can be found in [10], [11].

1) *Usual Stochastic Ordering*: Let X and Y be two random variables (RVs) such that

$$P\{X > x\} \leq P\{Y > x\} \text{ for all } x \in (-\infty, \infty). \quad (1)$$

Then X is said to be *smaller than Y in the usual stochastic order* (denoted by $X \leq_{st} Y$). Roughly speaking, (1) says that X is less likely than Y to take on large value, where 'large' means any value greater than x , and that this is the case for all x 's. Note that (1) is the same as

$$F_X(x) \geq F_Y(x) \text{ for all } x \in (-\infty, \infty). \quad (2)$$

where $F_X(\cdot)$ and $F_Y(\cdot)$ are the cumulative distribution functions (CDFs) of RVs X and Y .

2) *Laplace Transform Ordering*: Let X and Y be two nonnegative random variables such that

$$\mathbb{E}[\exp(-sX)] \geq \mathbb{E}[\exp(-sY)] \text{ for all } s > 0. \quad (3)$$

Then X is said to be *smaller than Y in the Laplace transform (LT) order* (denoted by $X \leq_{Lt} Y$).

One powerful consequence of LT ordering is that

$$X \leq_{Lt} Y \iff \mathbb{E}[g(X)] \geq \mathbb{E}[g(Y)], \quad (4)$$

for all *completely monotonic* (c.m.) functions $g(\cdot)$ [11, pp. 96]. Recall that the derivatives of a c.m. function alternate in sign. More formally, a c.m. function by definition satisfies $(-1)^n d^n g(x)/dx^n \geq 0$, for $n = 0, 1, 2, \dots$ and $x \geq 0$. A similar result with a reversal in the inequality state that

$$X \leq_{Lt} Y \iff \mathbb{E}[g(X)] \leq \mathbb{E}[g(Y)], \quad (5)$$

for all $g(\cdot)$ that have a completely monotonic derivative (c.m.d).

B. Point Process

In what follows, we briefly introduce two basic point processes which are commonly used to model large-scale networks [7], [12]–[15]. The details for these point processes can be found in [3], [12].

1) *Poisson Point Process*: A homogeneous *Poisson point process* is characterized by two fundamental properties [3]. The first is that the number of points of Φ in a bounded subset B has a Poisson distribution of mean $\lambda|B|$, where $|\cdot|$ denote n -dimensional volume and the constant λ is called the intensity of the Poisson point process. The second is that the numbers of points of Φ in k disjoint subsets form k independent random variables, for arbitrary k .

2) *Poisson Cluster Process*: Neyman-Scott processes are examples of Poisson cluster processes that result from homogeneous independent clustering applied to a stationary Poisson process, i.e., the parent points form a stationary Poisson process $\Phi_p = \{x_1, x_2, \dots\}$ of intensity λ_p . Each point $x \in \Phi_p$ is replaced by a random cluster Z_x which is a finite point process. The superposition of all clusters yields the *Poisson cluster process*,

$$\Phi = \bigcup_{x \in \Phi_p} Z_x. \quad (6)$$

The intensity of the cluster process is $\lambda = \lambda_p \bar{c}$, where \bar{c} is the mean number of random cluster, Z_x .

C. System Model

We assume a transmit/receive pair communicating over a wireless channel. The receiver is being interfered by interference sources distributed as a homogeneous point process. Both the transmitter and receiver are fixed and are not considered a part of the point process. The accumulated interference to the receiver at the origin is of interest to quantify and it is given by

$$I_{\Phi} = \sum_{x \in \Phi} h_I^x g(x) \quad (7)$$

where Φ denotes the set of all interfering nodes which is modeled as a point process in the Euclidean space \mathbb{R}^d of dimension d and h_I^x is the (power) fading coefficient between the receiver and the x^{th} interfering node. Moreover, $\{h_I^x\}_x$ are i.i.d. random variables and independent from the point process. The path-loss model, $g(x)$ is a continuous, positive, non-increasing function of $\|x\|$ and assumed to depend only on the distance $\|x\|$ from the node x to the receiver at the origin. We consider the following two path-loss models [5]–[7]:

- Singular path-loss model:

$$g(x) = \|x\|^{-\delta} \quad (8)$$

- Non-singular (bounded) path-loss model:

$$g(x) = (1 + \|x\|^{\delta})^{-1} \quad (9)$$

where δ is the path-loss exponent. We assume the effective channel between the desired receiver and its transmitter S . From above assumptions, we define signal to interference ratio (SIR) as follows:

$$SIR = \frac{S}{I_{\Phi}} \quad (10)$$

III. STOCHASTIC ORDERING OF INTERFERENCE IN LARGE-SCALE NETWORKS WITH FADING CHANNEL

In this section we establish the stochastic ordering of interference in several scenarios. When we assume the fading channel \sqrt{S} between the transmitter and receiver is Nakagami- m dis-

tributed and the effective channel S is Gamma distributed with probability density function (PDF) given by

$$f_S(x) = \frac{m^m}{\Gamma(m)} x^{m-1} \exp(-mx), \quad x \geq 0 \quad (11)$$

where $\Gamma(m) := \int_0^\infty t^{m-1} \exp(-t) dt$ is the gamma function, we can develop the sufficient conditions regarding the usual stochastic ordering of SIR distributions as follows:

Theorem 1. *Let I_{Φ_1} and I_{Φ_2} denote the interferences from point process Φ_1 and Φ_2 respectively and S is the effective fading channel between the desired receiver and its transmitter which is Gamma distributed, then $SIR_1 \geq_{st} SIR_2$, if*

$$\frac{(s)^m (-1)^{m-1}}{\Gamma(m)} \frac{\partial}{\partial s^{m-1}} \left(\frac{1 - \mathcal{L}_{I_{\Phi_1}}(s)}{s} \right) \Big|_{s=mx} \leq \frac{(s)^m (-1)^{m-1}}{\Gamma(m)} \frac{\partial}{\partial s^{m-1}} \left(\frac{1 - \mathcal{L}_{I_{\Phi_2}}(s)}{s} \right) \Big|_{s=mx}, \quad x \geq 0, m \geq 1 \quad (12)$$

where $\mathcal{L}_{I_{\Phi_1}}(\cdot)$ and $\mathcal{L}_{I_{\Phi_2}}(\cdot)$ are the Laplace transform of I_{Φ_1} and I_{Φ_2} respectively.

Proof: Using the definition of CDF and (11), we can get

$$\begin{aligned} P(SIR_1 \leq x) &= P\left(\frac{S}{I_{\Phi_1}} \leq x\right) = P\left(I_{\Phi_1} \geq \frac{S}{x}\right) \\ &= \int_0^\infty P\left(I_{\Phi_1} \geq \frac{S}{x} \mid S = z\right) \frac{m^m}{\Gamma(m)} z^{m-1} \exp(-mz) dz \\ &= \frac{m^m}{\Gamma(m)} \int_0^\infty P\left(I_{\Phi_1} \geq \frac{z}{x}\right) z^{m-1} \exp(-mz) dz \\ &= \frac{(mx)^m}{\Gamma(m)} \int_0^\infty P(I_{\Phi_1} \geq t) t^{m-1} \exp(-mxt) dt \end{aligned} \quad (13)$$

$$= \frac{(s)^m (-1)^{m-1}}{\Gamma(m)} \frac{\partial}{\partial s^{m-1}} \left(\frac{1 - \mathcal{L}_{I_{\Phi_1}}(s)}{s} \right) \Big|_{s=mx} \quad (14)$$

where (13) follows from change of variable. Similarly,

$$P(SIR_2 \leq x) = \frac{(s)^m (-1)^{m-1}}{\Gamma(m)} \frac{\partial}{\partial s^{m-1}} \left(\frac{1 - \mathcal{L}_{I_{\Phi_2}}(s)}{s} \right) \Big|_{s=mx}. \quad (15)$$

Therefore, the usual stochastic ordering between two SIR distributions, $SIR_1 \geq_{st} SIR_2$, is followed by satisfying (12). ■

From Theorem 1, we can establish the special case as follows:

Corollary 1. *When $m = 1$ which means the envelope of fading channel is Rayleigh distributed and the effective channel follows exponential distribution, $SIR_1 \geq_{\text{st}} SIR_2$, if $I_{\Phi_1} \leq_{\text{Lt}} I_{\Phi_2}$.*

Proof: By substituting $m = 1$ in (12), we can get $1 - \mathcal{L}_{I_{\Phi_1}}(s) \leq 1 - \mathcal{L}_{I_{\Phi_2}}(s)$. The result follows from the definition of LT ordering in Section II-A2. ■

The above result is identical to the Laplace transform of interference to evaluate the success probability with Rayleigh fading channel in [5] (and the references therein). Our derivation procedure can be interpreted as an alternative approach for the same result. With the concept of stochastic ordering, however, we can extend this result to compare interferences between different network scenarios even when the closed-form expression of interference is not tractable. Applications of the above Corollary are shown in the Section IV. In what follows, we derive the conditions on fading channels and path-loss models for stochastic ordering of interferences. In each case, we derive the conditions for a general point process firstly, and then extend the conditions for a Poisson point process.

A. Fading channels

In this section, we show that interferences from a point process are LT ordered according to the fading channel between the receiver and interfering nodes, i.e. the distribution of h_1^x in (7).

Theorem 2. *Let I_1 and I_2 denote the interferences with a bounded path-loss model, $0 \leq g(x) \leq 1$, from a homogeneous point process Φ and h_{I_1} and h_{I_2} are the fading channels between the receiver and interferers, if $h_{I_1} \leq_{\text{Lt}} h_{I_2}$, then $I_1 \leq_{\text{Lt}} I_2$.*

Proof: The Laplace functional \mathcal{L} of p.p. Φ is defined by the following formula

$$\mathcal{L}_{\Phi}(u) = \mathbb{E} \left[e^{-\sum_{x \in \Phi} u(x)} \right] = \mathbb{E} \left[e^{-\int_{\mathbb{R}^d} u(x) \Phi(dx)} \right] \quad (16)$$

where $u(\cdot)$ runs over the set \mathbf{U} of all non-negative functions on \mathbb{R}^d . The Laplace functional completely characterizes the distribution of the p.p [4]. Under certain conditions the Laplace functional can be determined by the moment measures. Suppose all moment measures $\mu^{(n)}$ corresponding to a point process Φ are locally finite, and right-hand side below converges. Then for u in \mathbf{U} with $0 \leq u(x) \leq 1$ for all x in \mathbb{R}^d [3]

$$\mathcal{L}_{\Phi}(u) = 1 + \sum_{n=1}^{\infty} \frac{(-1)^n}{n!} \int_{\mathbb{R}^{nd}} u(x_1) \cdot \dots \cdot u(x_n) \mu^{(n)}(d(x_1 \dots x_n)). \quad (17)$$

The Laplace transform of aggregated interference $I := \sum_{x \in \Phi} h_I g(x)$ is a Laplace functional with $u(x) = s h_I g(x)$, $s \geq 0$, $h_I \geq 0$ and $0 \leq g(x) \leq 1$ where h_I is the effective fading channel between the receiver and interferers and $g(x)$ is a path-loss model and can be expressed as follows:

$$\mathcal{L}_I(s) = \mathbb{E} [e^{-sI}] = \mathbb{E} [e^{-s \sum_{x \in \Phi} h_I g(x)}] \quad (18)$$

$$= 1 + \sum_{n=1}^{\infty} \frac{(-s)^n \mathbb{E}[h_I^n]}{n!} \int_{\mathbb{R}^{nd}} g(x_1) \cdot \dots \cdot g(x_n) \mu^{(n)}(d(x_1 \dots x_n)). \quad (19)$$

When h_{I_1} and h_{I_2} are LT ordered, $h_{I_1} \leq_{\text{Lt}} h_{I_2}$, the following inequality holds

$$1 + \sum_{n=1}^{\infty} \frac{(-s)^n \mathbb{E}[h_{I_1}^n]}{n!} \geq 1 + \sum_{n=1}^{\infty} \frac{(-s)^n \mathbb{E}[h_{I_2}^n]}{n!}. \quad (20)$$

From (19) and (20), the Theorem follows. ■

Even though Theorem 2 is valid with a bounded path-loss model, $0 \leq g(x) \leq 1$, we can extend the result to the singular path-loss model in (8) in the homogeneous Poisson point process. In the case which the singular path-loss model and homogeneous Poisson point process are assumed, we have a closed-form expression for Laplace transform of interference as follows [16]:

$$\mathcal{L}_{I_j}(s) = \exp(-\lambda c_d \mathbb{E}[h_{I_j}^\alpha] \Gamma(1 - \alpha) s^\alpha), j = 1, 2 \quad (21)$$

where $\alpha = d/\delta$ and c_d is the volume of the d -dimensional unit ball. $\mathbb{E}[h_{I_j}^\alpha]$ is a fractional moment of h_{I_j} with $0 < \alpha < 1$. To show the Laplace transform of interferences, we define new stochastic ordering as follows:

Definition 1. Let X and Y be two nonnegative random variables such that

$$\mathbb{E}[X^\alpha] \leq \mathbb{E}[Y^\alpha], 0 < \alpha < 1. \quad (22)$$

Then X is said to be smaller than Y in the fractional moment order (denoted by $X \leq_{\text{Fm}} Y$).

Using Definition 1, we can establish the following theorem.

Lemma 1. Let h_{I_1} and h_{I_2} be two nonnegative random variables, if $h_{I_1} \leq_{\text{Lt}} h_{I_2}$, then $h_{I_1} \leq_{\text{Fm}} h_{I_2}$.

Proof: The proof is shown in Appendix A ■

From (21) and Lemma 1, we can establish the following theorem.

Theorem 3. Let I_1 and I_2 denote the interferences with a singular path-loss model in a homogeneous Poisson point process Φ_{PPP} and h_{I_1} and h_{I_2} are the fading channels between the receiver and interferers, if $h_{I_1} \leq_{\text{Lt}} h_{I_2}$, then $I_1 \leq_{\text{Lt}} I_2$.

For commonly used parametric fading distributions such as Nakagami- m and Ricean fading, the interference distributions are monotonic in line of sight (LoS) parameter of the fading channels with respect to LT ordered.

Remark 1. Consider Nakagami fading model, where the envelope $\sqrt{h_I}$ is Nakagami and the effective channel h_I follows (11). Since $\mathbb{E}[-sh_I] = (1 + s/m)^{-m}$ is a decreasing function of m for each s , it follows that if the m parameters of two channel distributions satisfy $m_1 \leq m_2$ then, $h_{I_1} \leq_{\text{Lt}} h_{I_2}$ where h_{I_1} and h_{I_2} have normalized Gamma distributions with parameter m_1 and m_2 respectively. From Theorem 2 and 3, it follows that $I_1 \leq_{\text{Lt}} I_2$, if $m_1 \leq m_2$.

Remark 2. Similarly, the envelope $\sqrt{h_I}$ is Ricean and the distribution of effective channel h_I is given by

$$f_S(x) = (K + 1) \exp[-(K + 1)x - K] I_0(2\sqrt{K(K + 1)x}), \quad x \geq 0, \quad (23)$$

where K is the LoS parameter of Ricean fading channel and $I_0 := \sum_{m=0}^{\infty} (t/2)^{2m} / (m! \Gamma(m+1))$ is the modified Bessel function of the first kind of order zero. The Laplace transform of (23), $\mathbb{E}[-sh_I] = (K+1)/(K+1+sg(x)) \exp[-(Ksg(x))/(K+1+sg(x))]$ decreases with K for $s \geq 0$. Thus, similar to Nakagami case, if $K_1 \leq K_2$ are the Ricean parameters of two channels, then $I_1 \leq_{Lt} I_2$.

B. Comparison of Path-loss Models

Here, we show the ordering of mean power of interferences in a homogeneous point process with different path-loss models. The average of interference is the important factor in determining the system performance. Thus, we are interested in comparison the average power of interferences. In what follows, we show the condition on the mean power of interferences, I_j with different path-loss models $g_j(x), j = 1, 2$ under which this ordering holds:

Theorem 4. *Let I_1 and I_2 denote the interferences with different path-loss models, $g_1(x)$ and $g_2(x)$, in a homogeneous point process Φ and $I_{\text{mean},1}$ and $I_{\text{mean},2}$ denote the mean of interferences, I_1 and I_2 , then $I_{\text{mean},1} \leq I_{\text{mean},2}$, if*

$$(g_1^{-1}(u))^{d-1} \frac{\partial}{\partial u} (g_1^{-1}(u)) I[g_1(\infty) \leq u \leq g_1(0)] \geq (g_2^{-1}(u))^{d-1} \frac{\partial}{\partial u} (g_2^{-1}(u)) I[g_2(\infty) \leq u \leq g_2(0)] \quad (24)$$

where d is the dimension of point process, $g^{-1}(\cdot)$ is an inverse function of $g(\cdot)$ and $I[u \in S] = 1$, if $u \in S$, and 0 otherwise, is the indicator function.

Proof: From Campbell's Theorem [3], a mean of interference from a homogeneous point process, Φ , with intensity λ can be expressed as follows:

$$\mathbb{E} \left[\sum_{x \in \Phi} u(x) \right] = \lambda \int_{\mathbb{R}^d} u(x) dx. \quad (25)$$

where $u(\cdot)$ runs over the set of all non-negative functions on \mathbb{R}^d . With $u(x) = h_I g(x)$, we have

$$\lambda \int_{\mathbb{R}^d} h_I g_1(x) dx \leq \lambda \int_{\mathbb{R}^d} h_I g_2(x) dx. \quad (26)$$

Since h_I is independent for the point process and $g(x)$ only depends on the distance $\|x\|$, after expectation with respect to h_I and change into polar coordinate, the following condition needs to be satisfied to prove Theorem 4:

$$\begin{aligned} & \mathbb{E}[h_I] \lambda \int_0^\pi \int_0^\pi \cdots \int_0^{2\pi} \sin^{d-2}(\phi_1) \sin^{d-3}(\phi_2) \cdots \sin(\phi_{d-2}) d\phi_1 d\phi_2 \cdots d\phi_{d-1} \int_0^\infty g_1(r) r^{d-1} dr \\ & \leq \mathbb{E}[h_I] \lambda \int_0^\pi \int_0^\pi \cdots \int_0^{2\pi} \sin^{d-2}(\phi_1) \sin^{d-3}(\phi_2) \cdots \sin(\phi_{d-2}) d\phi_1 d\phi_2 \cdots d\phi_{d-1} \int_0^\infty g_2(r) r^{d-1} dr. \end{aligned}$$

Using change of variable, we can get

$$\int_{g_1(\infty)}^{g_1(0)} u (g_1^{-1}(u))^{d-1} \frac{\partial}{\partial u} (g_1^{-1}(u)) du \geq \int_{g_2(\infty)}^{g_2(0)} u (g_2^{-1}(u))^{d-1} \frac{\partial}{\partial u} (g_2^{-1}(u)) du. \quad (27)$$

Since $u \geq 0$, the result follows from (27). ■

For the special case, the following corollary establishes the condition for the non-singular path-loss model in (9) to satisfy Theorem 4.

Corollary 2. *Let I_1 and I_2 denote the interferences with the non-singular path-loss model with different path-loss exponents δ_1 and δ_2 in a homogeneous point process Φ , if $\delta_1 \geq \delta_2$, then $I_{\text{mean},1} \leq I_{\text{mean},2}$.*

Proof: From (24) in Theorem 4, we get

$$\left(\frac{1-u}{u} \right)^{\frac{d-1}{\delta_1}} \frac{\left(\frac{1-u}{u} \right)^{\frac{1}{\delta_1}-1}}{\delta_1 u^2} I [0 \leq u \leq 1] \geq \left(\frac{1-u}{u} \right)^{\frac{d-1}{\delta_2}} \frac{\left(\frac{1-u}{u} \right)^{\frac{1}{\delta_2}-1}}{\delta_2 u^2} I [0 \leq u \leq 1]. \quad (28)$$

From (28), when $\delta > d$, we have

$$\frac{\delta_1 - d}{\delta_1^2} \Gamma \left(1 - \frac{d}{\delta_1} \right) \Gamma \left(\frac{d}{\delta_1} \right) \geq \frac{\delta_2 - d}{\delta_2^2} \Gamma \left(1 - \frac{d}{\delta_2} \right) \Gamma \left(\frac{d}{\delta_2} \right). \quad (29)$$

Since $\frac{\delta-d}{\delta^2} \Gamma \left(1 - \frac{d}{\delta} \right) \Gamma \left(\frac{d}{\delta} \right)$ is an increasing function with δ for fixed d , we have $I_1 \leq_{\text{Lt}} I_2$ whenever $\delta_1 \geq \delta_2$. ■

If $g_1(x) \leq g_2(x), \forall x$, it is obvious that $I_{\text{mean},1} \leq I_{\text{mean},2}$ since the aggregated interference power with $g_1(x)$ is always less than that with $g_2(x)$. However, in the case which the non-singular path-loss model with different path-loss exponents, $\delta_1 \geq \delta_2$ is assumed, $g_1(x) \not\leq g_2(x), \forall x$ even when $\delta_1 \geq \delta_2$ as shown in Fig. 1. Using Corollary 2, we can expect $I_{\text{mean},1} \leq I_{\text{mean},2}$ even in the case.

Under a homogeneous Poisson point process, we can establish the more powerful stochastic ordering, LT ordering of interferences with same condition in Theorem 4. It what follows, we show the conditions on the interference distributions of I_j with different path-loss models $g_j(x), j = 1, 2$ under which this stochastic ordering holds:

Theorem 5. *Let I_1 and I_2 denote the interferences with different path-loss models, $g_1(x)$ and $g_2(x)$, from a Poisson point process Φ_{PPP} , if the condition in (24) is satisfied, then $I_1 \leq_{\text{Lt}} I_2$.*

Proof: The proof is shown in Appendix B ■

Similarly, we can establish the following corollary for the non-singular path-loss model in (9).

Corollary 3. *Let I_1 and I_2 denote the interferences with the non-singular path-loss model with different path-loss exponents δ_1 and δ_2 in a homogeneous Poisson point process Φ_{PPP} , if $\delta_1 \geq \delta_2$, then $I_1 \leq_{\text{Lt}} I_2$.*

Proof: Same as the proof of Corollary 2. ■

Similarly, if $g_1(x) \leq g_2(x), \forall x$, we can easily observe $\mathcal{L}_{I_1}(s) \geq \mathcal{L}_{I_2}(s)$ which means $I_1 \leq_{\text{Lt}} I_2$ from (33). However, in case of non-singular path-loss model, $g_1(x) \not\leq g_2(x), \forall x$ as shown in Fig. 1. Using Corollary 3, we can expect $I_1 \leq_{\text{Lt}} I_2$ even in the case.

For the singular path-loss model in (8), we have a closed-form expression for Laplace transform of interference as shown in (21). Unlike the non-singular path-loss model, however, the LT ordering does not hold between two different path-loss exponents, $\delta_1 \geq \delta_2$ in case of the singular path-loss model.

C. Poisson Point Process vs. Poisson Cluster Process

Here, we compare the LT ordering of interferences between different point processes which are commonly used, Poisson point process and Poisson cluster process. The details for these point processes can be found in [3], [12]. The mean interference from point process can be expressed

as shown in (25). It means any two homogeneous node distributions with same intensity lead to equal average interference power (if mean value exists). From this fact we know the stochastic ordering of interferences from point processes is not due to improvement of average interference power.

Theorem 6. *If I_{PPP} and I_{PCP} denote the interferences with a path-loss model, $g(x)$, from Poisson point process Φ_{PPP} and Poisson cluster process Φ_{PCP} respectively, then $I_{\text{PPP}} \geq_{\text{Lt}} I_{\text{PCP}}$.*

Proof: The Laplace transform of interference in Poisson cluster process with the distribution for locations of daughter points $f(\cdot)$ can be expressed as follows [5]:

$$\begin{aligned}
\mathcal{L}_{I_{\text{PCP}}}(s) &= \exp \left\{ -\lambda_p \int_{\mathbb{R}^d} \left[1 - \exp \left(-\bar{c} \left(1 - \int_{\mathbb{R}^d} \exp(-shg(x+y)) f(y) dy \right) \right) \right] dx \right\} \\
&\geq \exp \left\{ -\lambda_p \bar{c} \int_{\mathbb{R}^d} \left[1 - \int_{\mathbb{R}^d} \exp(-shg(x+y)) f(y) dy \right] dx \right\} \\
&= \exp \left\{ -\lambda \int_{\mathbb{R}^d} [1 - \exp(-shg(x))] dx \right\} \\
&= \mathcal{L}_{I_{\text{PPP}}}(s)
\end{aligned} \tag{30}$$

(30) follows from the fact that $1 - \exp(-ax) \leq ax$, $a \geq 0$ and (30) follows from change of variables, interchanging integrals and using $\int f(y) dy = 1$ [12]. ■

Under our assumptions, I_{PCP} is always less than I_{PPP} in LT ordering. From Corollary 1 it means SIR_{PCP} is always greater than SIR_{PPP} in usual stochastic ordering when S is exponentially distributed. The result is different from [12, Lemma 5 and 6] which shows the performance comparison between Poisson point process and Poisson cluster process depends on the distance between the desired receiver and transmitter due to a different setup. In [12] the desired transmitter is a part of point process but in our setup, both desired transmitter and receiver are not included in the point process.

IV. NUMERICAL RESULTS

In this section, we verify our theoretical results through Monte Carlo simulations. Since the LT ordering between two interference scenarios cannot be verified directly from its probability distributions such as PDF and CDF, we will verify the LT ordering between interferences using Corollary 1. When the fading channel between the desired receiver and its transmitter is Rayleigh distributed and the effective fading channel is exponentially distributed, we can observe the usual stochastic ordering of SIR distributions using Corollary 1 if the interferences are LT ordered.

In Fig. 2 the complementary cumulative distribution functions (CCDFs) of interference powers and CDFs of SIR from Poisson cluster process with different Nakagama- m fading parameters and with the non-singular path-loss model in (9) are shown. We consider two different LoS parameters: $m_1 = 1$ and $m_2 = 2$. The choice of these parameters ensures $I_1 \leq_{Lt} I_2$ from Theorem 2. Consequently, we observe $SIR_1 \geq_{st} SIR_2$ in the bottom of Fig. 2 which is inline with Corollary 1 even though there is the cross point between interference power distributions in the top of Fig. 2.

The CCDFs of interference powers and CDFs of SIR from Poisson point process with different Nakagama- m fading parameters and with the singular path-loss model in (8) are shown in In Fig. 3. We consider two different LoS parameters: $m_1 = 1$ and $m_2 = 2$. The choice of these parameters ensures $I_1 \leq_{Lt} I_2$ from Theorem 3. Consequently, we observe $SIR_1 \geq_{st} SIR_2$ in the bottom of Fig. 3 which is inline with Corollary 1.

We show in Fig. 4 the CCDFs of interference power and CDFs of SIR from Poisson point process with non-singular path-loss model with two different path-loss exponent models. It is noted the non-singular path-loss model with two different path-loss exponents: $\delta_1 = 8$ and $\delta_2 = 4$ ensures $I_1 \leq_{Lt} I_2$ from Corollary 2. Thus, we observe $SIR_1 \geq_{st} SIR_2$ in the bottom of Fig 4. It follows from Corollary 1 and 2.

In the following, we compare the CCDFs of interference power and CDFs of SIR from Poisson

point process and Poisson cluster process. Since the interferences from Poisson point process and Poisson cluster process with same intensity have $I_{\text{PCP}} \leq_{\text{Lt}} I_{\text{PPP}}$, $SIR_{\text{PCP}} \geq_{\text{st}} SIR_{\text{PPP}}$ is observed in the bottom of Fig. 5 as predicted from our theoretical result in Theorem 6.

V. SUMMARY

In this paper, we used the stochastic orders to compare the performance in wireless networks. We applied the concepts of stochastic ordering to the commonly used network scenarios and showed that the usual stochastic ordering of SIR distributions over Rayleigh fading distribution whose interferences are LT ordered. We also derived several conditions to satisfy the LT ordering between interferences. Such comparisons can be made even in cases where a closed form expression for the interference is not analytically tractable. We verified our results through Monte Carlo simulations. We will extend this work to the general point process.

APPENDIX A

PROOF OF LEMMA 1

Let X be a nonnegative random variable, with $\mu_{j=0}^{\infty}$ its infinite sequence of ordinary moments which characterize X . The fractional moment $\mathbb{E}[x^\alpha]$, $\alpha > 0$ can be expressed by means of Laplace transform $\mathcal{L}_X(s)$ and the ordinary moments as follows [17]:

$$\mathbb{E}[X^{\alpha+M-1}] = (-1)^M \frac{\prod_{j=0}^{M-1} (\alpha + j)}{\Gamma[1 - \alpha]} \int_0^\infty s^{-\alpha-M} \left[\mathcal{L}_X(s) - \sum_{j=0}^{M-1} (-1)^j \frac{\mu_j s^j}{j!} \right] ds \quad (31)$$

with $M = 1, 2, \dots$, $\alpha \in (0, 1)$.

To show the fractional moment ordering of two nonnegative random variables $h_{I_1} \leq_{\text{Fm}} h_{I_2}$ which are LT-ordered $h_{I_1} \leq_{\text{Lt}} h_{I_2}$ when $M = 1$, from Definition 1 and (31) we have the following equation

$$\mathbb{E}[h_{I_1}^\alpha] - \mathbb{E}[h_{I_2}^\alpha] = -\frac{\alpha}{\Gamma[1 - \alpha]} \int_0^\infty s^{-\alpha-1} [\mathcal{L}_{h_{I_1}}(s) - \mathcal{L}_{h_{I_2}}(s)] ds \leq 0 \quad (32)$$

since $\frac{\alpha}{\Gamma[1 - \alpha]} \geq 0$ and $\mathcal{L}_{h_{I_1}}(s) \geq \mathcal{L}_{h_{I_2}}(s)$ from LT ordering between h_{I_1} and h_{I_2} . Therefore, if $h_{I_1} \leq_{\text{Lt}} h_{I_2}$, then $h_{I_1} \leq_{\text{Fm}} h_{I_2}$.

APPENDIX B

PROOF OF THEOREM 5

The Laplace transform of interference power in a homogeneous Poisson point process with path-loss model $g_j(x), j = 1, 2$ and intensity λ can be expressed as follows:

$$\mathcal{L}_{I_j}(s) = \exp \left\{ -\lambda c_d \int_0^\infty (1 - \exp(-sh_I g_j(r))) r dr \right\} \quad (33)$$

where c_d is the volume of the d -dimensional unit ball and h_I is the (power) fading coefficient between the receiver and interferers. Since $I_1 \leq_{\text{Lt}} I_2$ if $[I_1|h_I = z] \leq_{\text{Lt}} [I_2|h_I = z]$ for all z in the support of h_I [10, Theorem 5.A.7 (b)], it is sufficient to show $\mathcal{L}_{I_1}(s) \geq \mathcal{L}_{I_2}(s)$ in (33) regardless of a distribution of h_I in order to satisfy the LT ordering between interferences. To do so, the following condition needs to be satisfied:

$$\int_0^\infty [1 - \exp(-sh_I g_1(r))] r dr \leq \int_0^\infty [1 - \exp(-sh_I g_2(r))] r dr. \quad (34)$$

Using change of variable, we can get

$$\int_{g_1(\infty)}^{g_1(0)} [1 - \exp(-sh_I u)] g_1^{-1}(u) \frac{\partial}{\partial u} (g_1^{-1}(u)) du \geq \int_{g_2(\infty)}^{g_2(0)} [1 - \exp(-sh_I u)] g_2^{-1}(u) \frac{\partial}{\partial u} (g_2^{-1}(u)) du. \quad (35)$$

Since $[1 - \exp(-sh_I u)] \geq 0$ for $s \geq 0, h_I \geq 0$ and $u \geq 0$, the result follows from (35).

REFERENCES

- [1] J. Silvester and L. Kleinrock, "On the capacity of multihop slotted aloha networks with regular structure," *IEEE Trans. Commun.*, vol. 31, no. 8, pp. 974–982, Aug. 1983.
- [2] R. Mathar and J. Mattfeldt, "On the distribution of cumulated interference power in rayleigh fading channels," *Wireless Netw.*, vol. 1, no. 1, pp. 31–36, Feb. 1995.
- [3] D. Stoyan, W. S. Kendall, and J. Mecke, *Stochastic Geometry and its Applications*, 2nd ed. New York: Wiley, 1995.
- [4] F. Baccelli and B. Błaszczyszyn, *Stochastic geometry and wireless networks, Volume 1-Theory*. New York: NOW: Foundations and Trends in Networking, 2009.
- [5] M. Haenggi and R. Ganti, "Interference in large wireless networks," *Foundations and Trends in Networking*, vol. 3, no. 2, pp. 127–248, 2008.

- [6] J. Ilow and D. Hatzinakos, “Analytic alpha-stable noise modeling in a Poisson field of interferers or scatterers,” *IEEE Trans. Signal Process.*, vol. 46, no. 6, pp. 1601–1611, Jun. 1998.
- [7] M. Win, P. Pinto, and L. Shepp, “A mathematical theory of network interference and its applications,” *Proc. IEEE*, vol. 97, no. 2, pp. 205–230, Feb. 2009.
- [8] C. Tepedelenlioglu, A. Rajan, and Y. Zhang, “Applications of stochastic ordering to wireless communications,” *IEEE Trans. Wireless Commun.*, vol. 10, no. 12, pp. 4249–4257, Dec. 2011.
- [9] B. Blaszczyszyn and D. Yogeshwaran, “Directionally convex ordering of random measures, shot noise fields, and some applications to wireless communications,” *Adv. Appl. Prob.*, vol. 41, no. 3, pp. 623–646, 2009.
- [10] M. Shaked and S. J.G., *Stochastic orders*. Springer, 2007.
- [11] ———, *Stochastic orders and their applications*, 1st ed. Springer, 1994.
- [12] R. Ganti and M. Haenggi, “Interference and outage in clustered wireless Ad Hoc networks,” *IEEE Trans. Inf. Theory*, vol. 55, no. 9, pp. 4067–4086, Sep. 2009.
- [13] R. Tresch and M. Guillaud, “Performance of interference alignment in clustered wireless ad hoc networks,” in *Proc. IEEE ISIT’10*, Jun. 2010, pp. 1703–1707.
- [14] K. Gulati, B. Evans, J. Andrews, and K. Tinsley, “Statistics of co-channel interference in a field of poisson and poisson-poisson clustered interferers,” *IEEE Trans. Signal Process.*, vol. 58, no. 12, pp. 6207–6222, Dec. 2010.
- [15] C.-h. Lee and M. Haenggi, “Interference and outage in poisson cognitive networks,” *IEEE Trans. Wireless Commun.*, vol. 11, no. 4, pp. 1392–1401, Apr. 2012.
- [16] M. Haenggi, J. Andrews, F. Baccelli, O. Dousse, and M. Franceschetti, “Stochastic geometry and random graphs for the analysis and design of wireless networks,” *IEEE J. Sel. Areas Commun.*, vol. 27, no. 7, pp. 1029–1046, Sep. 2009.
- [17] P. N. Inverardia, A. Petrib, G. Pontualeb, and A. Tagliani, “Stieltjes moment problem via fractional moments,” *Appl. Math. Comput.*, vol. 166, no. 3, pp. 664–677, Jul. 2005.

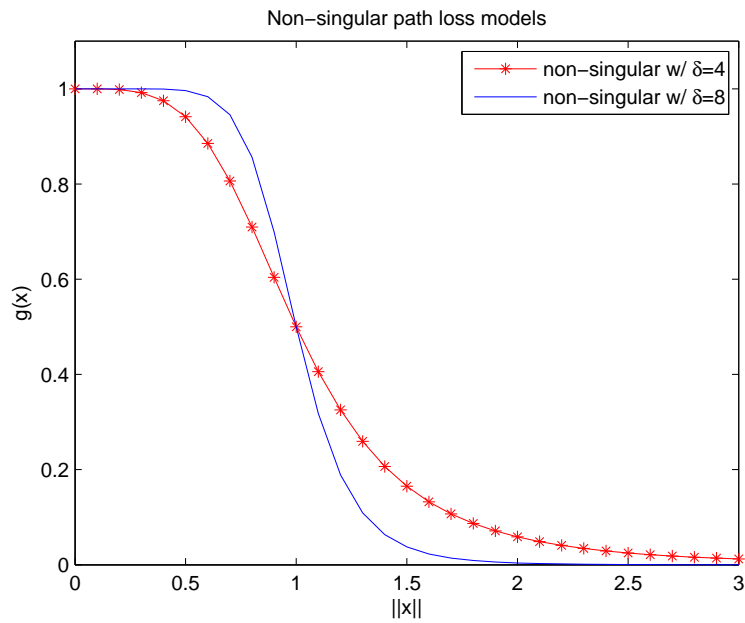


Fig. 1. Non-singular path-loss models with different path-loss exponents, δ_1 and δ_2

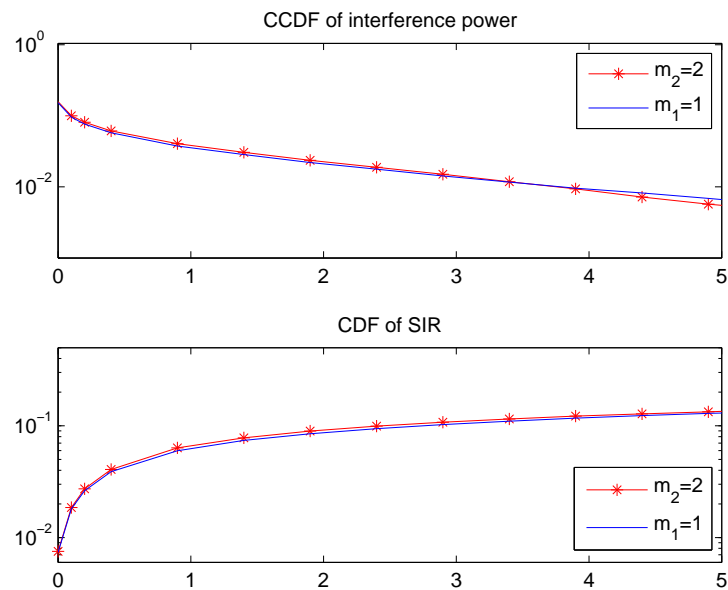


Fig. 2. CCDFs of interference and CDFs of SIR for Poisson cluster process with different fading parameters and with $\lambda = 0.01$

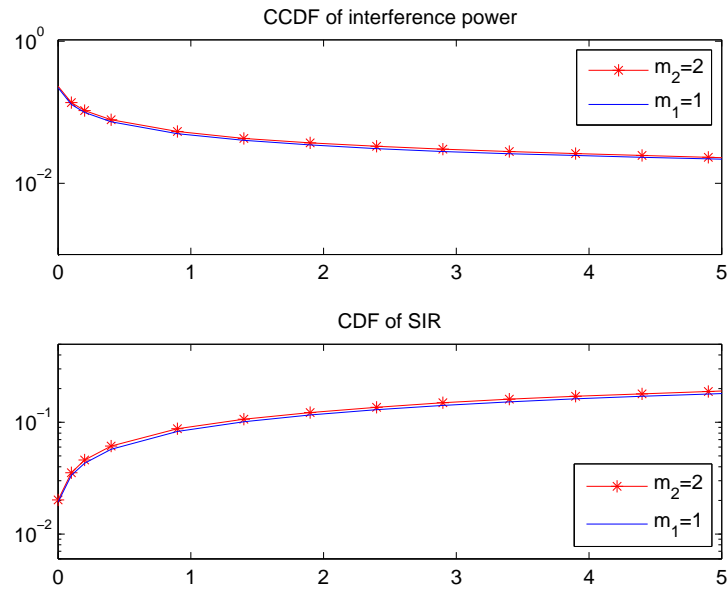


Fig. 3. CCDFs of interference and CDFs of SIR for Poisson point process with different fading parameters and with $\lambda = 0.01$

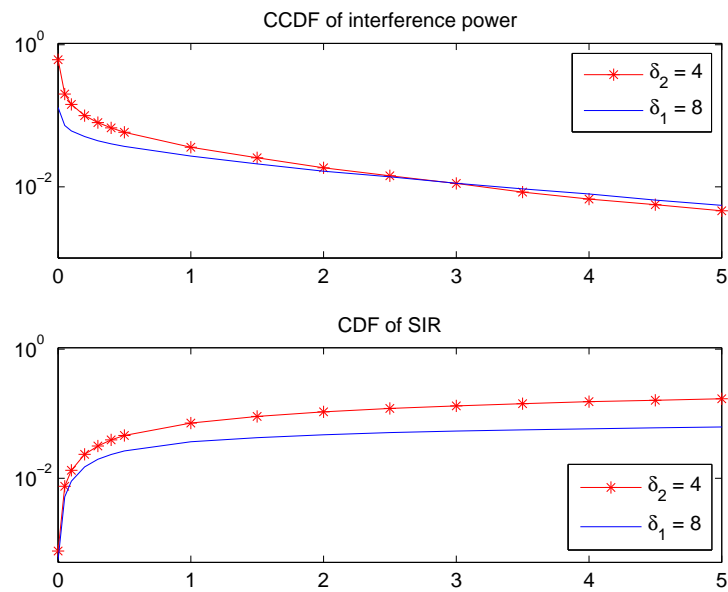


Fig. 4. CCDFs of interference and CDFs of SIR for Poisson point process with different path-loss exponents and with $\lambda = 0.01$

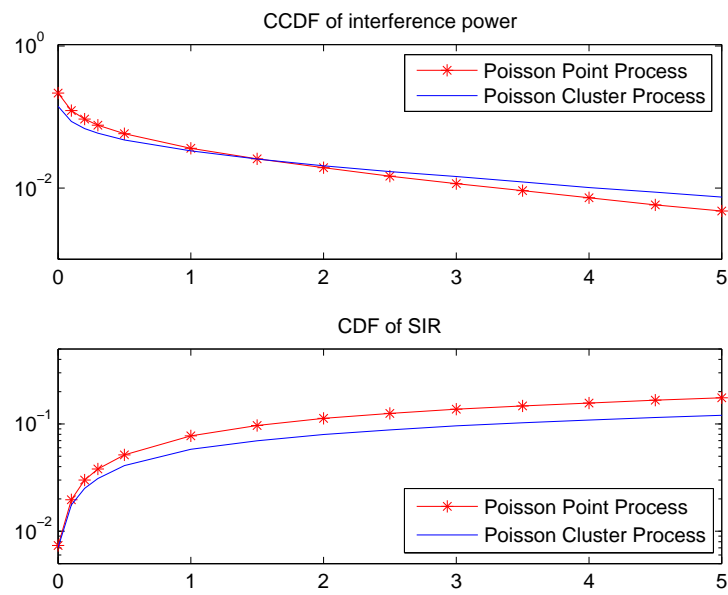


Fig. 5. CCDFs of interference and CDFs of SIR for Poisson point process and Poisson cluster process with $\lambda = 0.01$