

Channel Capacity under Sub-Nyquist Nonuniform Sampling

Yuxin Chen, Yonina C. Eldar, and Andrea J. Goldsmith

Abstract

This paper develops the capacity of sampled analog channels under a sub-Nyquist sampling rate constraint. We consider a general class of time-preserving sampling methods which includes irregular nonuniform sampling. Our results indicate that the optimal sampling structures extract out a set of frequencies that exhibits the highest SNR among all spectral sets of measure equal to the sampling rate. The sampled capacity can be attained through filter-bank sampling with uniform sampling at each branch with possibly different rates, or through a single branch of modulation and filtering followed by uniform sampling, and the sampled capacity is monotonically non-decreasing with the sampling rate. These results indicate that the optimal sampling schemes suppress aliasing, and that employing irregular nonuniform sampling does not provide capacity gain over uniform sampling sets with appropriate preprocessing for a large class of channels.

Index Terms

nonuniform sampling, sampled analog channels, sub-Nyquist sampling

I. INTRODUCTION

Capacity of analog channels along with the capacity-achieving transmission strategies was pioneered by Shannon [2]. These results have provided fundamental insights for modern communication system

Y. Chen is with the Department of Electrical Engineering and the Department of Statistics, Stanford University, Stanford, CA 94305, USA (email: yxchen@stanford.edu). Y. C. Eldar is with the Department of Electrical Engineering, Technion, Israel Institute of Technology Haifa, Israel 32000, and has been a visiting professor at Stanford University (email: yonina@ee.technion.ac.il). A. J. Goldsmith is with the Department of Electrical Engineering, Stanford University, Stanford, CA 94305, USA (email: andrea@ee.stanford.edu). The contact author is Y. Chen. This work was supported in part by the NSF Center for Science of Information, the Interconnect Focus Center of the Semiconductor Research Corporation, and BSF Transformative Science Grant 2010505. It has been accepted in part at the IEEE International Symposium on Information Theory (ISIT) 2012 [1]. Manuscript date: September 14, 2022.

design. Shannon's work focused on capacity for analog channels sampled at or above twice the channel bandwidth. These results do not explicitly account for sub-Nyquist sampling rate constraints that may be imposed by hardware limitations. This motivates the exploration of the effects upon capacity of sub-Nyquist sampling, and the fundamental capacity limits that result when considering general sampling methods that include irregular nonuniform sampling.

A. Related Work and Motivation

Shannon introduced and derived the information theoretic metric of channel capacity for time-invariant analog waveform channels [2], which established the optimality of water-filling power allocation based on signal-to-noise ratio (SNR) over the spectral domain [3], [4]. A key aspect to determine the analog channel capacity is converting the continuous-time channel into a set of parallel discrete-time channels based on the Shannon-Nyquist sampling theorem [5]–[9]. Most of these results focus on the analog channel capacity commensurate with uniform sampling at or above the Nyquist rate associated with the channel bandwidth. The effects upon information rates of oversampling with quantization have also been investigated [10]–[12]. In practice, however, hardware and power limitations may preclude sampling at the Nyquist rate for a wideband communication system.

More general irregular sampling methods beyond pointwise uniform sampling have also been extensively studied, e.g. [13], [14]. These sampling approaches are of interests in some realistic situations where signals are only sampled at a nonuniformly spaced sampling set due to constraints imposed by data acquisition devices. Many sophisticated reconstruction algorithms have been developed for the class of bandlimited signals or, more generally, the class of shift-invariant signals [13], [15], [16]. For all these nonuniform sampling methods, the Nyquist sampling rate is necessary for perfect recovery of bandlimited signals [13], [17], [18].

When we go beyond bandlimited signals, however, the Nyquist sampling rate may be excessive if certain signal structures are properly exploited [19], [20]. For example, consider multiband signals, whose spectral contents reside within several subbands over a wide spectrum. If the spectral support is known, then the necessary sampling rate for the multiband signals is their spectral occupancy, termed the *Landau rate* [21]. Such signals admit perfect recovery when sampled at rates approaching the Landau rate when employing appropriately chosen sampling sets (e.g. [22], [23]). Inspired by recent “compressive sensing” [24], [25] ideas, spectrum-blind sub-Nyquist sampling with random modulation has been developed for multiband signals [26]. Sub-Nyquist nonuniform sampling for signal reconstruction was proposed to exploit structures of signals with finite rate of innovation as well [27], [28].

Although sub-Nyquist nonuniform sampling methods have been extensively explored in the sampling literature, they are typically investigated either under a noiseless setting, or based on statistical reconstruction measures (e.g. mean squared error (MSE)) instead of information theoretic measures. Gastpar *et. al.* [29] explored the necessary sampling density for nonuniform sampling using the tools of mutual information, but did not explicitly consider the capacity metric. Berger *et. al.* [30] related MSE-based optimal sampling with capacity for several special types of channels but did not derive the sampled capacity for more general channels, nor did they consider nonuniformly spaced sampling. Our recent work [31] established a new framework that characterizes sampled capacity for a broad class of sampling methods, including filter-bank and modulation-bank sampling [20], [26], [32]. For these sampling methods, we determined optimal sampling structures based on capacity as a metric, illuminated intriguing connections between MIMO channel capacity and capacity of undersampled channels, as well as a new connection between capacity and MSE. However, this prior work did not investigate analog channel capacity using the most general nonuniform sampling under a sub-Nyquist sampling rate constraint.

One interesting fact discovered in [31] is the non-monotonicity of capacity with sampling rate under filter- and modulation-bank sampling, assuming an equal sampling rate per branch for a given number of branches. This indicates that more sophisticated sampling techniques are needed to maximize capacity under sub-Nyquist rate constraints, including both uniform and nonuniform sampling. However, none of the aforementioned works have investigated the question as to which sampling method can best exploit the channel structure, thereby maximizing sampled capacity under a given sampling rate constraint. Although several classes of sampling methods were shown in [31] to have closed-form capacity solutions, the capacity limits might not even exist for general sampling methods. This raises the question as to whether there exists a capacity upper bound over a general class of sub-Nyquist sampling systems not restricted to the classes we discussed before, and if so, when the bound is achievable. That is the question investigated in this work.

B. Contributions and Organization

Our main contribution is to derive the capacity limit of sampled analog channels for a general class of time-preserving nonuniform sampling methods under sub-Nyquist sampling rate constraints (Theorem 2). As a key step in the analysis framework for Theorem 2, we develop in closed form the sampled channel capacity for any specific periodic sampling system formally defined in Definition 8. We demonstrate that this fundamental capacity limit can be achieved by filter-bank sampling with *varied* sampling rates at different branches, or by a single branch of modulation and filtering followed by a uniform sampling

Table I
SUMMARY OF NOTATION AND PARAMETERS

$\mu(\cdot)$	Lebesgue measure
Λ	sampling set $\{t_n : n \in \mathbb{Z}\}$
$D^+(\Lambda), D^-(\Lambda), D(\Lambda)$	upper, lower, and uniform Beurling density of Λ
$\mathcal{L}_2(\Omega)$	set of measurable functions f supported on the set Ω such that $\int f ^2 d\mu < \infty$ and
\mathbb{S}_+	set of positive semidefinite matrices
$h(t), H(f)$	impulse response, and frequency response of the LTI analog channel
$s_i(t), S_i(f)$	impulse response, and frequency response of the i th (post-modulation) filter
$p(t), P(f)$	impulse response, and frequency response of the pre-modulation filter
$\mathcal{S}_\eta(f)$	power spectral density of the noise $\eta(t)$
f_s, T_s	aggregate sampling rate, and the corresponding sampling interval ($T_s = 1/f_s$)
$q(t, \tau)$	impulse response of the sampling system, i.e. the output seen at time t due to an impulse in the input at time τ .
T_q, f_q	period of the modulating sequence $q(t)$ such that $T_q = 1/f_q$
\mathbb{Z}, \mathbb{R}	set of integers, and set of real numbers

Boldface used for vectors and matrices.

set (Theorem 3-4). Our results indicate that irregular sampling sets, typically complicated to realize in hardware, do not outperform analog preprocessing with regular uniform sampling sets in maximizing capacity. Furthermore, we demonstrate that aliasing does not provide capacity gain ¹.

The remainder of this paper is organized as follows. In Section II, we introduce our system models of sampled analog channels, and make formal definitions of time-preserving systems, sampling rates, and sampled channel capacity. We then develop in Section III-A an upper bound on the sampled channel capacity ranging over all time-preserving sampling methods, along with an approximate analysis highlighting insights of the result. The achievability of this upper bound is derived in Section III-B. The key steps underlying the proof of Theorem 2 are sketched in Section IV, with more details deferred to the appendices. The implications of our main results are summarized in Section V. Notation is summarized in Table I.

¹This is in contrast to the benefits obtained from random mixing of frequency components in many sub-Nyquist sampling schemes with unknown signal support (e.g. [26]).

II. SAMPLED CHANNEL CAPACITY

A. System Model

In this paper, we consider an analog waveform channel, which is modeled as a linear time-invariant (LTI) filter with impulse response $h(t)$ and frequency response $H(f) = \int_{-\infty}^{\infty} h(t) \exp(-j2\pi ft) dt$. With $x(t)$ denoting the transmitted signal, the analog channel output is given by

$$r(t) = h(t) * x(t) + \eta(t), \quad (1)$$

where the noise process $\eta(t)$ is assumed to be an additive stationary zero-mean Gaussian process with power spectral density $\mathcal{S}_{\eta}(f)$. We assume throughout that *perfect channel state information* is known at both the transmitter and the receiver.

The analog channel output is passed through M ($1 \leq M \leq \infty$) branches of linear preprocessing systems, each followed by a pointwise sampler, as illustrated in Fig. 1. The preprocessed output $y_i(t)$ at the i th branch is obtained by applying a linear bounded operators \mathcal{T}_i to the channel output $r(t)$:

$$y_i(t) = \mathcal{T}_i(r(t)).$$

Note that the linear operator can be time-varying, and includes filtering and modulation as special cases. Since \mathcal{T}_i may be time-varying, we denote by $q(t, \tau)$ the impulse response of a time-varying system: specifically the output seen at time t due to an impulse in the input at time τ . For example, a modulation system $\mathcal{T}(x(t)) = p(t)x(t)$ for some given modulation sequence $p(t)$ is of an impulse response $q(t, \tau) = p(\tau)\delta(t - \tau)$, while a cascade combination of two systems \mathcal{T}_1 and \mathcal{T}_2 has an impulse response $q(t, \tau) = \int_{-\infty}^{\infty} q_2(t, \tau_1)q_1(\tau_1, \tau) d\tau_1$, with $q_1(\cdot, \cdot)$ and $q_2(\cdot, \cdot)$ denoting respectively the impulse responses of \mathcal{T}_1 and \mathcal{T}_2 [33]. If \mathcal{T} is LTI, then we use $q(\tau) \triangleq q(t, t - \tau)$ to denote its impulse response.

The pointwise sampler following the preprocessor can be uniform or irregular [13]. Specifically, the preprocessed output $y_i(t)$ at the i th branch is sampled at times $t_{i,n}$ ($n \in \mathbb{Z}$), yielding a sample sequence $y_i[n] = y_i(t_{i,n})$. Here, we define the *sampling set* Λ_i at the i th branch as

$$\Lambda_i := \{t_{i,n} \mid n \in \mathbb{Z}\}.$$

In particular, if $t_{i,n} = nT_{i,s}$, then the sampling set at the i th branch is said to be uniform with period $T_{i,s}$.

B. Sampling Rate Definition

Our metric of interest is the sampled channel capacity under a sampling rate constraint. We first formally define sampling rate for general nonuniform sampling mechanisms.

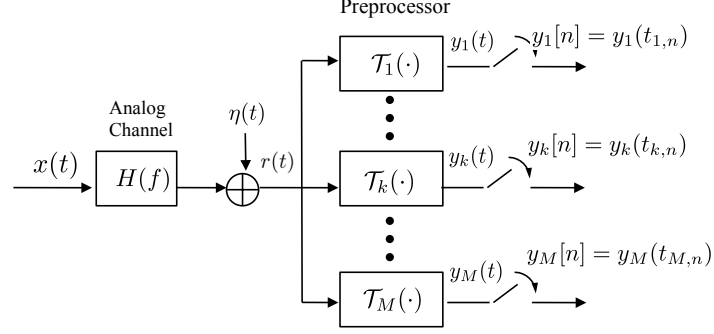


Figure 1. The input $x(t)$ is passed through the analog channel and contaminated by noise $\eta(t)$. The analog channel output $r(t)$ is then passed through M ($1 \leq M \leq \infty$) linear preprocessing system $\{\mathcal{T}_i \mid 1 \leq i \leq M\}$. At the i th branch, the preprocessed output $y_i(t)$ is sampled on the sampling set $\Lambda_i = \{t_{i,n} \mid n \in \mathbb{Z}\}$.

In general, the sampling set $\Lambda = \{t_n \mid n \in \mathbb{Z}\}$ may be irregular and hence aperiodic, which calls for a generalized definition of the sampling rate. One related notion commonly used in sampling theory is the Beurling density introduced by Beurling [17] and Landau [21], as defined below [13].

Definition 1 (Beurling Density). For a sampling set $\Lambda = \{t_k \mid k \in \mathbb{Z}\}$, the upper and lower Beurling density are given respectively as

$$\begin{cases} D^+(\Lambda) &= \lim_{r \rightarrow \infty} \sup_{z \in \mathbb{R}} \frac{\text{card}(\Lambda \cap [z, z+r])}{r}, \\ D^-(\Lambda) &= \lim_{r \rightarrow \infty} \inf_{z \in \mathbb{R}} \frac{\text{card}(\Lambda \cap [z, z+r])}{r}. \end{cases}$$

When $D^+(\Lambda) = D^-(\Lambda)$, the sampling set Λ is said to be of uniform Beurling density $D(\Lambda) := D^-(\Lambda)$.

When the sampling set is uniform with period T_s , the Beurling density is $D(\Lambda) = 1/T_s$, which coincides with our conventional definition of the sampling rate. The definition of Beurling density allows the Shannon-Nyquist sampling theorem to be extended to nonuniform sampling. Moreover, we will use Beurling density to define sampling rate for a large class of sampling mechanisms with preprocessing. Note that under nonuniform Λ , the set of exponential functions $\{\exp(j2\pi t_n f) \mid n \in \mathbb{Z}\}$ forms a *non-harmonic* Fourier series [14]. Whether the class of original signals are recoverable from the nonuniform sampled sequence is determined by the completeness of the associated non-harmonic set. In particular, when Λ is uniform, the set $\{\exp(j2\pi t_n f) \mid n \in \mathbb{Z}, t_n = n/f_s\}$ with $D(\Lambda) = f_s$ forms a Riesz basis [34] of $\mathcal{L}^2(-f_s/2, f_s/2)$ by the Shannon-Nyquist sampling theorem. For the class of sampling systems without preprocessing, a fundamental rate limit necessary for perfect reconstruction of band-limited signals has

been characterized by Landau using the definition of Beurling density as described in the following theorem.

Theorem 1 (Landau Rate [21]). *Consider the set \mathcal{B}_Ω of signals whose spectral contents are supported on the frequency set Ω and pointwise sampled with a sampling set Λ without preprocessing. All signals $f(t) \in \mathcal{B}_\Omega$ can be uniquely determined by their samples $\{f(t_n) \mid t_n \in \Lambda\}$ only if $D^-(\Lambda) \geq \mu(\mathcal{B}_\Omega)$, where $\mu(\cdot)$ denotes the Lebesgue measure. The value $\mu(\mathcal{B}_\Omega)$ is termed the Landau rate.*

Theorem 1 characterizes the fundamental sampling rate requirement for perfect signal reconstruction under pointwise nonuniform sampling without preprocessing. In particular, if $\Omega = [-B/2, B/2]$, then Theorem 1 reduces to the Shannon-Nyquist theorem. Given the preprocessed output $y(t)$, we can now use Beurling density to characterize the sampling rate on $y(t)$. However, since the preprocessor might distort the time scale of the input, the resulting “sampling rate” might not make physical sense, as illustrated in the following example.

Example 1 (Compressor). Consider a preprocessing system defined by the relation

$$y(t) = \mathcal{T}(r(t)) = r(Lt)$$

with $L \geq 2$ being a positive integer. If we apply a uniform sampling set $\Lambda = \{t_n : t_n = n/f_s\}$ on the preprocessed output $y(t)$, the sampled sequence at a “sampling rate” f_s is given by

$$y[n] = y(n/f_s) = r(nL/f_s),$$

which corresponds to sampling the system input $r(t)$ at rate f_s/L . The compressor effectively time-warps the signal, thus resulting in a mismatch of the time scales between the input and output.

The example of the compressor illustrates that the notion of a given sampling rate may be misleading for systems that exhibit time warping. Hence, our results will focus on sampling that preserves time scales. A class of linear systems that preserves time scales are modulation operators ($y(t) = p(t)x(t), \forall t$), which perform pointwise scaling of the input, and hence do not change the time scale. Another class is the periodic system which includes LTI filtering, defined as follows.

Definition 2 (Periodic System). A linear preprocessing system is said to be periodic with period T_q if its impulse response $q(t, \tau)$ satisfies

$$q(t, \tau) = q(t + T_q, \tau + T_q), \quad \forall t, \tau \in \mathbb{R}. \quad (2)$$

A more general class of systems that preserve the time scale can be generated through modulation and periodic subsystems. Specifically, we can define a general time-preserving system by connecting a set of modulation or periodic operators in parallel or in serial. This leads to the following definition.

Definition 3 (Time-preserving System). Given an index set \mathcal{I} , a preprocessing system $\mathcal{T} : x(t) \mapsto \{y_k(t), k \in \mathcal{I}\}$ is said to be time-preserving if

- (1) The system input is passed through $|\mathcal{I}|$ (possibly countably many) branches of linear preprocessors, yielding a set of analog outputs $\{y_k(t) \mid k \in \mathcal{I}\}$.
- (2) In each branch, the preprocessor comprises a set of periodic or modulation operators connected in serial.

With a preprocessing system that preserves the time scale, we can now define the aggregate sampling rate through the Beurling density.

Definition 4 (Sampling Rate for Time-preserving Systems). A sampling system is said to be time-preserving with sampling rate f_s if

- (1) Its preprocessing system \mathcal{T} is time-preserving.
- (2) The preprocessed output $y_k(t)$ is sampled by a sampling set $\Lambda_k = \{t_{l,k} \mid l \in \mathbb{Z}\}$ with a uniform Beurling density $f_{k,s}$, which satisfies $^2 \sum_{k \in \mathcal{I}} f_{k,s} = f_s$.

We note that our class of time-preserving sampling does not preclude random sampling schemes. For example, the preprocessing system can be random modulators and the sampling set can be randomly spaced. On the other hand, our definition of time-preserving sampling systems includes multi-branch sampling methods. We note that each multi-branch sampling can be converted to an equivalent single-branch sampling as follows.

Fact 1. *Suppose that a multi-branch sampling system is of sampling rate f_s . Then there exists a single-branch sampling system with sampling rate f_s that yields the same set of sampled output values as the original system for any system input.*

Proof: Suppose that the impulse response for the k th branch is given by $q_k(t, \tau)$ with a sampling set $\Lambda_k = \{t_{k,n} \mid n \in \mathbb{Z}\}$. By ordering all sample times in $\cup_{k \in \mathcal{I}} \Lambda_k$ and renaming them to be $\{\tilde{t}_l \mid l \in \mathbb{Z}\}$

²We note that the sampling system may comprise countably many branches, each with non-zero sampling rate. For instance, if the k th branch is sampled at a rate $f_{k,s} = k^{-2}f_0$, we have an aggregate rate $f_s = \sum_{k=1}^{\infty} k^{-2}f_0 = \pi^2 f_0/6$.

such that $\tilde{t}_l \leq \tilde{t}_{l+1}$ for all l , we can construct an equivalent single-branch sampling system such that

$$\tilde{q}(\tilde{t}_l, \tau) = q_k(t_{k,n}, \tau) \quad \text{if } \tilde{t}_l \text{ corresponds to } \tilde{t}_{k,n} \text{ in the original sampling sets.}$$

Apparently, the sampling rate \tilde{f}_s of the new system is given by $\tilde{f}_s = \sum_{k \in \mathcal{I}} D(\Lambda_k) = f_s$. ■

The samples obtained through this new single-branch system preserve all information we can obtain from the samples of the original multi-branch system.

C. Capacity Definition

There are two levels of capacity definitions that are of interests: (1) the sampled capacity for a given sampling system; (2) the maximum capacity over a large class of sampling systems under a sampling rate constraint. We will detail as follows.

Suppose that the transmit signal $x(t)$ is constrained to the time interval $[-T, T]$, and the received signal $y(t)$ is sampled with sampling rate f_s and observed over $[-T, T]$. For a *given* sampling system \mathcal{P} that consists of a preprocessor \mathcal{T} and a sampling set Λ , and for a given time duration T , the capacity $C_T^{\mathcal{P}}(f_s, P)$ can be defined as

$$C_T^{\mathcal{P}}(f_s, P) = \max_{p(x)} \frac{1}{2T} I \left(x([-T, T]), \{y[t_n]\}_{[-T, T]} \right) \quad (3)$$

subject to a power constraint $\mathbb{E}(\frac{1}{2T} \int_{-T}^T |x(t)|^2 dt) \leq P$ ³. Here, $\{y[t_n]\}_{[-T, T]}$ denotes the set of samples obtained within time $[-T, T]$, i.e. $\{y[t_n] \mid n \in \mathbb{Z}, t_n \in [-T, T]\}$.

The sampled capacity for the given system can be studied by taking the limit as $T \rightarrow \infty$. It was shown in [31] that $\lim_{T \rightarrow \infty} C_T^{\mathcal{P}}(f_s, P)$ exists for a broad class of sampling methods, including sampling via filter banks and sampling via modulation with periodic modulation sequence. We caution, however, that the existence of the limit is not guaranteed for all sampling methods, e.g. the limit might not exist for an irregular sampling set. We therefore define the capacity and an upper bound for a *given* sampling system as follows.

Definition 5. (1) $C^{\mathcal{P}}(P)$ is said to be the *capacity* of a given sampled analog channel if $\lim_{T \rightarrow \infty} C_T^{\mathcal{P}}(f_s, P)$ exists and $C^{\mathcal{P}}(f_s, P) = \lim_{T \rightarrow \infty} C_T^{\mathcal{P}}(f_s, P)$;

³We note that for a given sampling system \mathcal{P} , the sampling rate f_s is fixed and no longer a variable. However, since the main objective of this paper focuses on the effect upon capacity of sub-Nyquist sampling rate, we include f_s explicitly in the capacity notion, which will make the notation more easily understood when we investigate the maximum capacity over all sampling system subject to the sampling rate constraint.

(2) $C_u^{\mathcal{P}}(P)$ is said to be a *capacity upper bound* of the sampled channel if $C_u^{\mathcal{P}}(f_s, P) \geq \limsup_{T \rightarrow \infty} C_T^{\mathcal{P}}(f_s, P)$.

The above capacity is defined for a given sampling system. Another metric of interest is the maximum data rate for all sampling schemes within a general class of nonuniform sampling systems. This motivates us to define the sampled capacity for the class of linear time-preserving systems as follows.

Definition 6 (Sampled Capacity under Time-preserving Linear Sampling). (1) $C(f_s, P)$ is said to be the *sampled capacity* of an analog channel under time-preserving linear sampling for a given sampling rate f_s if $C(f_s, P) = \sup_{\mathcal{P}} C^{\mathcal{P}}(f_s, P)$;

(2) $C_u(P)$ is said to be a *capacity upper bound* of the sampled channel under this sampling if $C_u(f_s, P) \geq \sup_{\mathcal{P}} \limsup_{T \rightarrow \infty} C_T^{\mathcal{P}}(f_s, P)$.

Here, the supremum on \mathcal{P} is over all time-preserving linear sampling systems.

The above definition of sampled capacity characterizes the fundamental capacity limit of an analog channel over a large set of different sampling mechanisms subject to a sampling rate constraint. This poses the problem of jointly optimizing the input and the sampling architecture to achieve capacity. In the next section, we will develop a tight capacity upper bound for the class of time-preserving sampling systems along with capacity-achieving sampling strategies.

III. MAIN RESULTS

A. An Upper Bound on Sampled Channel Capacity

1) *The Converse:* A time-preserving sampling system preserves the time scale of the signal, and hence does not compress or expand the frequency response. We now determine an upper limit on the sampled channel capacity for this class of general nonuniform sampling systems. Fact 1 implies that any multi-branch sampling system can be converted to a single-branch sampling system without loss of information. Therefore, we restrict our analysis in this section to the class of single-branch sampling systems, which provides exactly the same upper bound as considering multi-branch systems. In addition, we constrain our attention to sampling methods that are right-invertible, as defined below.

Definition 7 (Right-Invertible Sampling System). A sampling system with sampling set Λ and impulse response $q(t_i, \tau)$ ($t_i \in \Lambda$) is said to be right invertible if for any index set $\mathcal{I} = \{l_1, l_2, \dots, l_N\}$ for some integer N and its associated sampling subset

$$\Lambda_I = \{t_i \mid i \in \mathcal{I}\} \subset \Lambda,$$

the N -dimensional square matrix W_N is invertible. Here, W_N is constructed such that

$$W_N(i, j) = \int_{-\infty}^{\infty} q(t_{l_i}, \tau) q^*(t_{l_j}, \tau) d\tau.$$

The right-invertibility of the sampling system implies that each subset of the impulse response $\{q(t_i, \tau) \mid i \in \mathcal{I}\}$ is linearly independent – none of the single sample can be perfectly determined by a set of other samples. For example, when pointwise uniform sampling is employed, each subset of impulse response $\{q(t_i, \tau) \mid i \in \mathcal{I}\} = \{\delta(\tau - t_i) \mid i \in \mathcal{I}\}$ is linearly independent, and hence each additional sample may contain innovative information. Our main theorem is now stated as follows.

Theorem 2 (Converse). *Consider any time-preserving right-invertible sampling system with sampling rate f_s . Let $g(t) \triangleq \mathcal{F}^{-1}\left(\frac{H(f)}{\mathcal{S}_\eta(f)}\right)$, and assume that $\int_{-\infty}^{\infty} |g(t)|^2 dt < \infty$. Suppose that there exists a frequency set B_m that satisfies $\mu(B_m) = f_s$ and*

$$\int_{f \in B_m} \frac{|H(f)|^2}{\mathcal{S}_\eta(f)} df = \sup_{B: \mu(B) = f_s} \int_{f \in B} \frac{|H(f)|^2}{\mathcal{S}_\eta(f)} df,$$

where $\mu(\cdot)$ denotes the Lebesgue measure. Then the sampled channel capacity can be upper bounded by

$$C_u(f_s, P) = \int_{f \in B_m} \frac{1}{2} \left[\log \left(v \frac{|H(f)|^2}{\mathcal{S}_\eta(f)} \right) \right]^+ df, \quad (4)$$

where $[x]^+ \triangleq \max(x, 0)$ and ν satisfies

$$\int_{f \in B_m} \left[v - \frac{|H(f)|^2}{\mathcal{S}_\eta(f)} \right]^+ df = P. \quad (5)$$

In other words, the upper limit is equivalent to the maximum capacity of a channel whose spectral occupancy is no larger than f_s . The above result basically implies that even if we allow for more complex irregular sampling sets, the sampled capacity cannot exceed the one commensurate with the analog capacity when constraining all transmit signals to the interval of bandwidth f_s that experience the highest SNR. Accordingly, the optimal input distribution will lie in this frequency set. This theorem also indicates that the capacity is attained when aliasing is suppressed by the sampling structure, as will be seen later in our capacity-achieving scheme. When the optimal frequency interval B_m is selected, a water filling power allocation strategy is performed over the spectral domain with water level ν .

2) *Approximate Analysis:* We now provide an approximate analysis of Theorem 2 based on a Fourier domain analysis. The formal proof is included in Section IV with more details deferred to Appendix A.

The Fourier transform of the analog channel output $r(t)$ is given by $H(f)X(f) + N(f)$, where $X(f)$ and $N(f)$ denote, respectively, the Fourier response of $x(t)$ and $\eta(t)$. In order to allow accurate decoding

of transmitted signals from the samples, it is desirable to control our transmitted signals such that there is an injective mapping from each preprocessed output to the samples, which in turn allows us to extract information of transmitted codewords from the sampled output $y(t)$. Note that the set of allowable preprocessed output does not necessarily constitute a space of band-limited functions of the form $\mathcal{L}_2(-f_s/2, f_s/2)$. For example, the preprocessed output may be constrained to a space with any spectral support B of size $\mu(B) = f_s$, or certain space of shift-invariant functions.

Suppose for now that the set of nonharmonic Fourier series $\{\exp(j2\pi t_k f) : k \in \mathbb{Z}\}$ forms a Riesz basis of ⁴ the space of preprocessed output, and without mathematical rigor we also assume that $\{\exp(j2\pi t_k f) : k \in \mathbb{Z}\}$ forms a Riesz basis of $\mathcal{L}_2(-f_s/2, f_s/2)$. Then there is a unique one-to-one corresponding among a preprocessed output, the set of samples $\{y(t_n) \mid n \in \mathbb{Z}\}$, and a bandlimited function in ⁵ $\mathcal{L}_2(-f_s/2, f_s/2)$. Therefore, the sampling process can be characterized through a linear injective mapping \mathcal{R} from the space of linear functions $H(f)X(f) + N(f) \in \mathcal{L}_2(-\infty, \infty)$ onto the space $\mathcal{L}_2(-f_s/2, f_s/2)$ of bandlimited functions:

$$\phi(\cdot) = \mathcal{R}(HX) + \mathcal{R}(N),$$

where \mathcal{R} incorporates the sampling operation in the spectral domain and the mapping from numerical samples to bandlimited signals. The noise component $\mathcal{R}(N)$ can be treated as additive sampled noise in the frequency domain. We note, however, that the Gaussian noise $\mathcal{R}(N)$ is not necessarily independent over the spectral support $[-f_s/2, f_s/2]$. This motivates us to whiten it first without loss of information.

Denote by \mathcal{W} the whitening operator, then the prewhitening process is performed as

$$\mathcal{W}\phi(\cdot) = \mathcal{W}(\mathcal{R}(HX)) + \mathcal{W}(\mathcal{R}(N))$$

such that the noise component $\mathcal{W}(\mathcal{R}(N))$ is independent across the frequency domain. If we denote

⁴Intuitively, it is desirable to employ a set of nonharmonic series that forms a Riesz basis of $\mathcal{L}_2(-f_s/2, f_s/2)$ since it forms a one-to-one mapping between the set of digital sequences and the set of bandlimited functions. Otherwise, the sampling operator will result in loss of information by mapping different bandlimited functions to the same sampled sequence. A Riesz basis is preferable to a frame [34] since it is minimal, thus requiring the minimum number of samples (and hence maximum sampling rate) for the same class of band-limited functions. However, since this is only an approximate analysis, we will not justify the assumption in a rigorous manner.

⁵For any sampled sequence with Beurling density f_s , there is a unique solution the following integration equations [14] $\forall n \in \mathbb{Z}$, $\int_{-f_s/2}^{f_s/2} \phi(f) \exp(j2\pi t_n f) df = y_T[n]$. Since $\{\exp(j2\pi t_n f) \mid n \in \mathbb{Z}\}$ forms a Riesz basis of $\mathcal{L}_2(-f_s/2, f_s/2)$, there exists a biorthogonal basis $\{g_n(f) \in \mathcal{L}_2(-f_s/2, f_s/2) \mid n \in \mathbb{Z}\}$ such that for all $n, m \in \mathbb{Z}$, we have $\langle \exp(j2\pi t_n f), g_m(f) \rangle = \delta_{n,m}$. This allows each bandlimited function $\phi(f)$ to be interpolated uniquely from $\{y[n] \mid n \in \mathbb{Z}\}$ by $\phi(f) = \sum_{n=-\infty}^{\infty} y[n] g_n(f)$.

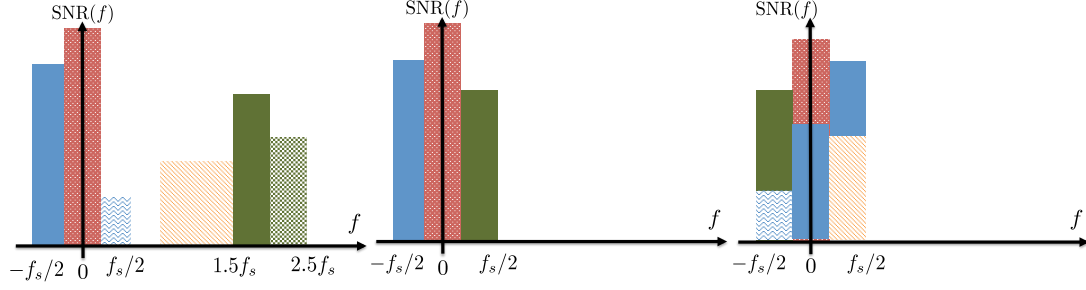


Figure 2. Projection of spectral contents from $\mathcal{L}(-\infty, \infty)$ onto $\mathcal{L}(-f_s/2, f_s/2)$. The left plot is the SNR of the analog channel. The central plot illustrates the optimal projection: it extracts out a frequency set of size f_s and zeros out all other contents. The right plot illustrates a projection that scrambles spectral contents, which does not in general maximize capacity.

$\tilde{\mathcal{R}}(\cdot) \triangleq \mathcal{W}(\mathcal{R}(\cdot))$, then we can rewrite the input-output relation as

$$\tilde{\phi}(\cdot) = \tilde{\mathcal{R}}(HX) + \tilde{N},$$

with \tilde{N} being white over $[-f_s/2, f_s/2]$ and $\tilde{\mathcal{R}}$ being an orthonormal operator⁶ from $\mathcal{L}_2(-\infty, \infty)$ onto $\mathcal{L}_2(-f_s/2, f_s/2)$. Therefore, the operator $\tilde{\mathcal{R}}$ effectively projects all spectral components $H(f)X(f) + N(f)$ onto a subspace $\mathcal{L}_2(-f_s/2, f_s/2)$. Instead of scrambling of spectral contents, the optimal projection that maximizes the SNR is to extract out a spectral set B_m of support size f_s that contains the frequency components with the highest SNR, which leads to the capacity upper bound (4). This is illustrated in Fig. 2, and will be formally proved in Section IV.

B. Achievability

It turns out that for most scenarios of interest, the capacity upper bound given in Theorem 2 can be attained through filter-bank sampling, as stated in the following corollary.

Theorem 3 (Achievability – Sampling with a Filter Bank). *Suppose that the maximizing frequency set B_m introduced in Theorem 2 can be divided into*

$$B_m = \cup_i B_{i \in \mathcal{X}} \cup D,$$

⁶To see this, we observe from the Riesz representation theorem [35] that $\tilde{\mathcal{R}}$ can be characterized by a kernel $K(f, \tau)$ such that for any function $g(\tau) \in \mathcal{L}_2(-\infty, \infty)$ and $f \in [-f_s/2, f_s/2]$: we have $\tilde{\mathcal{R}}(g)(f) = \langle K(f, \cdot), g(\cdot) \rangle$. Since $\tilde{\mathcal{R}}$ whitens $N(f)$, this gives $\mathbb{E}[\tilde{\mathcal{R}}(N)(f_1)\tilde{\mathcal{R}}(N)(f_2)] = \mathbb{E}[\langle K(f_1, \cdot), N(\cdot) \rangle \langle K(f_2, \cdot), N(\cdot) \rangle] \delta[f_2 - f_1]$, which, through some algebraic manipulation, leads to $\langle K(f_1, \cdot), K(f_2, \cdot) \rangle = \delta[f_1 - f_2]$.

where \mathcal{X} is an index set, D contains a set of singular points, B_i is a continuous interval, and D and B_i ($i \in \mathcal{X}$) are non-overlapping sets. The upper bound (4) can then be achieved by filter-bank sampling via a countable number of filters. Specifically, in the k th branch, the frequency response of the filter is given by

$$S_k(f) = \begin{cases} 1, & \text{if } f \in B_k, \\ 0, & \text{otherwise,} \end{cases} \quad (6)$$

and the filter is followed by an ideal uniform sampler with sampling rate $\mu(B_k)$.

Proof: See Appendix B. ■

Since the bandwidth of B_i may be irrational and the system may require an infinite number of filters, the sampling system is of aperiodic impulse response in general. Theorem 3 indicates that filter-bank sampling with *varied sampling rates* in different branches maximizes capacity.

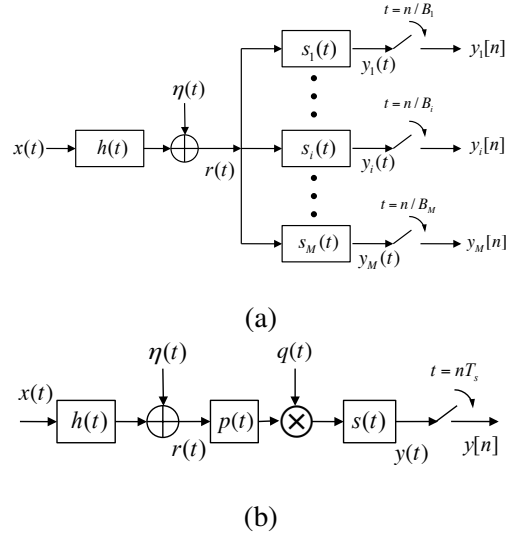


Figure 3. (a) Filter-bank sampling: each branch filters out a frequency interval of bandwidth B_k , and samples it with rate $f_{k,s} = B_k$; (b) A single branch of modulation and filtering: the channel output is prefiltered by a filter with impulse response $p(t)$, modulated by a sequence $q(t)$, post-filtered by another filter of impulse response $s(t)$, and finally sampled by a uniform sampler at a rate f_s . If the SNR $|H(f)|^2/\mathcal{S}_\eta(f)$ is piece-wise flat, then $p(t)$, $q(t)$ and $s(t)$ can be chosen such that the two systems are equivalent in terms of sampled capacity.

The optimality of filter-bank sampling immediately leads to another optimal sampling structure under mild conditions. As we have shown in [31], filter-bank sampling with equal rate at different branches can be replaced by a single branch of modulation, as illustrated in Fig. 3, which attains the maximum

capacity achievable by filter-bank sampling if the SNRs of the analog channel is piecewise constant in frequency. Although the filter-bank sampling we derive in (6) does not employ equal rate at different branches, for most channels of physical interest we can simply divide each branch further into a number of sub-branches to allow the rates at different branches to be reasonably close to each other. Therefore, for most channels of physical interest (say, the channels whose SNRs in frequency are Riemann-integrable), the capacity achievable through filter-bank sampling can be approached arbitrarily closely by a single branch of sampling with modulation. This achievability result is formally stated in the following theorem.

Theorem 4 (Achievability – A Single Branch of Sampling with Modulation and Filtering). *Under the assumptions of Theorem 3, suppose further that*

$$B_m = \cup_{i \in \mathcal{X}} B_i \cup D$$

for some index set \mathcal{X} , and that $|H(f)|^2 / S_\eta(f)$ remains constant within each set B_i . Then there exists a sampling method using a single branch of sampling with modulation and filtering that approaches the upper bound (4) arbitrarily closely.

Proof: See Appendix C. ■

A channel of physical interest can often be approximated as piecewise constant over frequency in this way. Given the maximizing frequency set B_m , we first suppress the frequency components outside B_m using an optimal LTI prefilter. A modulation module is then applied to scramble all frequency components within B_m . The aliasing effect can be significantly mitigated by appropriate choices of modulation weights for different spectral subbands. We then employ another band-pass filter to suppress out-of-band signals, and sample the output using a pointwise uniform sampler. The detailed optimizing strategy can be found in Appendix C. Compared with filter-bank sampling, a single branch of modulation and filtering only requires the design of a low-pass filter, a band-pass filter, and a multiplication module, which are sometimes easier to implement than a filter bank.

IV. PROOF OF THEOREM 2

The key steps underlying the proof of Theorem 2 are presented in this section. We start by analyzing periodic sampling systems – a special class of sampling methods that allow closed-form capacity expressions. The general upper bound will then be derived by relating the general sampled channels with periodic sampled channels through a finite-duration approximation. Again, we know from Fact 1 that each multi-branch sampling system can be converted to a single-branch sampling system without

loss of information. We will restrict our proof to the class of single-branch sampling systems, which provides the same upper bound as the one accounting for multi-branch sampling systems.

A. Periodic Sampling Systems

Recall that for a time varying system, the impulse response $q(t, \tau)$ is defined as the output seen at time t due to an impulse in the input at time τ . The sampling system may not be time-invariant, but a broad class of sampling mechanisms applied in practice exhibit block-wise time invariance properties. Specifically, we introduce the notion of periodic sampling systems as follows.

Definition 8 (Periodic Sampling). Consider a sampling system with a preprocessing system of impulse response $q(t, \tau)$ followed by a sampling set $\Lambda = \{t_k \mid k \in \mathbb{Z}\}$. A linear sampling system is said to be periodic with period T_q and sampling rate f_s ($f_s T_q \in \mathbb{Z}$) if the preprocessing system is periodic with period T_q and the sampling set satisfies

$$t_{k+f_s T_q} = t_k + T_q, \quad \forall k \in \mathbb{Z}. \quad (7)$$

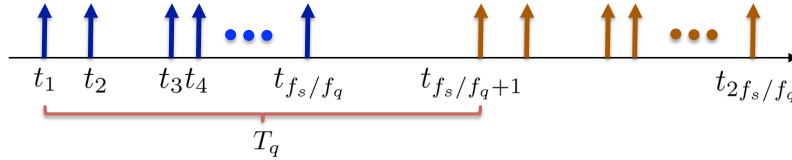


Figure 4. The sampling set of a periodic sampling system with period $1/f_q$ and sampling rate f_s .

In short, a periodic sampling system consists of a periodic preprocessor followed by a pointwise sampler with a periodic sampling set, as illustrated in Fig. 4. Since the impulse response can be arbitrary within a period, this allows us to model multi-branch sampling methods with each branch using the same sampling rate. Periodic sampling schemes subsume as special cases a broad class of sampling techniques, e.g. sampling via filter banks, sampling via periodic modulation, and recurrent nonuniform sampling [36], [37].

The periodicity of the sampling system renders the linear operator associated with the whole system to be block Toeplitz. The asymptotic spectral properties of block Toeplitz operators (e.g. [38]) guarantee the existence of $\lim_{T \rightarrow \infty} C_T^{\mathcal{P}}(f_s, P)$ for a given periodic sampling system \mathcal{P} , and allows a capacity expression to be obtained through the Fourier representation. Denote by $Q_k(f)$ the Fourier transform of

the impulse response $q(t_k, t_k - t)$ of the sampling system, i.e. $Q_k(f) := \int_{-\infty}^{\infty} q(t_k, t_k - t) \exp(-j2\pi ft) dt$. We further introduce an $f_q T_s \times \infty$ dimensional Fourier series matrix $\mathbf{F}_q(f)$ associated with the sampling system, and another infinite diagonal square matrix $\mathbf{F}_h(f)$ associated with the channel response. For all $m, l \in \mathbb{Z}$ and $1 \leq k \leq f_q T_s$, we set

$$\begin{cases} (\mathbf{F}_q)_{k,l}(f) &:= Q_k(f + lf_q), \\ (\mathbf{F}_h)_{l,l}(f) &:= H(f + lf_q). \end{cases}$$

We can then express in closed form the sampled analog capacity for a given periodic system \mathcal{P} as stated in the following theorem.

Theorem 5. *Suppose the sampling system is periodic with period $T_q = 1/f_q$ and sampling rate f_s , where $f_s T_q \in \mathbb{Z}$. Assume that $|H(f)Q_k(f)|^2 / \mathcal{S}_\eta(f)$ is bounded and satisfies $\int_{-\infty}^{\infty} |H(f)Q_k(f)|^2 / \mathcal{S}_\eta(f) < \infty$ for all $1 \leq k \leq f_q T_s$, and that $\mathbf{F}_q \mathbf{F}_q^*$ is invertible. The sampled channel capacity with sampling rate f_s is given by*

$$C(f_s, P) = \frac{1}{2} \int_{-f_q/2}^{f_q/2} \sum_{i=1}^{f_s T_q} \left[\log \left(\nu \lambda_i \left\{ (\mathbf{F}_q \mathbf{F}_q^*)^{-\frac{1}{2}} \mathbf{F}_q \mathbf{F}_h \mathbf{F}_h^* \mathbf{F}_q^* (\mathbf{F}_q \mathbf{F}_q^*)^{-\frac{1}{2}} \right\} \right) \right]^+ df, \quad (8)$$

where ν satisfies

$$\int_{-f_q/2}^{f_q/2} \sum_{i=1}^{f_s T_q} \left[\nu - \lambda_i \left\{ (\mathbf{F}_q \mathbf{F}_q^*)^{-\frac{1}{2}} \mathbf{F}_q \mathbf{F}_h \mathbf{F}_h^* \mathbf{F}_q^* (\mathbf{F}_q \mathbf{F}_q^*)^{-\frac{1}{2}} \right\} \right]^+ df = P.$$

Here, $[x]^+$ denotes $\max(x, 0)$, and $\lambda_i(\mathbf{A})$ denotes the i th largest eigenvalue of a matrix \mathbf{A} .

Proof: See Appendix D.

We note that a periodic sampling system can be equivalently converted to filter-bank sampling with equal rate at each branch. Then, the results derived in [31] immediately leads to (8). However, our results in [31] require $|H(f)Q_k(f)|^2 / \mathcal{S}_\eta(f)$ to lie in the \mathcal{L}_1 space. While the analysis framework in [31] makes use of a discretization argument and spectral properties of block-Toeplitz matrices, we provide in this paper a different proof with the same general approach but based on operator analysis. This allows us to extend our previous results to any channel with $|H(f)Q_k(f)|^2 / \mathcal{S}_\eta(f)$ lying in \mathcal{L}_2 space. ■

In the above theorem, ν is the water-level with respect to the optimal water-filling power allocation strategy over the eigenvalues of the matrix $(\mathbf{F}_q \mathbf{F}_q^*)^{-\frac{1}{2}} \mathbf{F}_q \mathbf{F}_h \mathbf{F}_h^* \mathbf{F}_q^* (\mathbf{F}_q \mathbf{F}_q^*)^{-\frac{1}{2}}$. The capacity expression can be interpreted by relating the sampled channel to a frequency-selective MIMO Gaussian channel with a countable number of transmit branches and $f_s T_q$ receive branches. The capacity-achieving transmission strategy is the one that can decouple the mutual interference and that can convert the MIMO channel into

a set of $f_s T_q$ parallel non-interfering Gaussian channels. This set of parallel channels are of respective channel gains equal to the eigenvalues of the associated system matrix, and hence water filling over these eigenvalues yields the maximum information rate.

Similar to Gallager's approach in [3], we provide here an argument of Theorem 5 that relates periodic sampling systems to sampling with a filter bank, and defer the complete rigorous proof to Appendix D.⁷ Instead of directly studying the single-branch nonuniform sampling set, we divide the sampling set into $f_s T_q$ subsets, with the k th ($1 \leq k \leq f_s T_q$) sampling subset given by

$$\Lambda_k := \{t_{k+nT_q} \mid n \in \mathbb{Z}\},$$

which is uniformly spaced with sampling rate f_q . From the periodicity of the sampling system, the whole system is equivalent to having $f_s T_q$ branches of sampling with filtering, where the impulse response $s_k(t)$ of the filter in the k th branch is given by $s_k(t) := q(t_k, t_k - t)$. Due to aliasing, the frequency components over the aliased set $\{f + lf_q \mid l \in \mathbb{Z}\}$ among different branches will be coupled together, thus forming countably many transmit branches, whereas the $f_s T_q$ sampling subsets correspond to $f_s T_q$ receive branches. Using the approximate analysis provided in [31, Section IV-B] immediately lead to the capacity expression (8) and the optimality of water-filling power allocation over the eigenvalues of $(\mathbf{F}_q \mathbf{F}_q^*)^{-\frac{1}{2}} \mathbf{F}_q \mathbf{F}_h \mathbf{F}_h^* \mathbf{F}_q^* (\mathbf{F}_q \mathbf{F}_q^*)^{-\frac{1}{2}}$.

For the class of periodic systems with common sampling rate and period, the maximum capacity can be identified as follows.

Corollary 1. *Consider the setup and assumptions in Theorem 5. Under all periodic sampling systems with period T_q , the sampled channel capacity with sampling rate f_s can be bounded above by*

$$C_{f_q}(f_s, P) = \frac{1}{2} \int_{-f_q/2}^{f_q/2} \sum_{i=1}^{f_s T_q} [\log(\nu_p \lambda_i \{\mathbf{F}_h \mathbf{F}_h^*\})]^+ df, \quad (9)$$

where ν satisfies

$$\int_{-f_q/2}^{f_q/2} \sum_{i=1}^{f_s T_q} [\nu_p - \lambda_i \{\mathbf{F}_h \mathbf{F}_h^*\}]^+ df = P.$$

⁷This approximate analysis provides a more informative understanding by relating to the well-known MIMO capacity, but falls short of mathematical rigor, especially when it comes to the convergence of the Fourier transform. A rigorous approach makes use of the asymptotic properties in Toeplitz theory, which allows us to circumvent the mathematical issues when passing to the limit $T \rightarrow \infty$.

This upper limit can be attained through sampling via a bank of $f_s T_q$ filters, each followed by pointwise uniform sampling at rate f_q . The frequency response of the k th ($1 \leq k \leq f_s T_q$) filter is given by

$$S_k(f - lf_q) = \begin{cases} 1, & \text{if } \frac{|H(f - lf_q)|^2}{\mathcal{S}_\eta(f - lf_q)} = \lambda_k \{\mathbf{F}_h \mathbf{F}_h^*\}, \\ 0, & \text{otherwise.} \end{cases}$$

Proof: Following the same steps as in [31, Proposition 1], we can see that the i th largest eigenvalue satisfies

$$\lambda_i \left\{ (\mathbf{F}_q \mathbf{F}_q^*)^{-\frac{1}{2}} \mathbf{F}_q \mathbf{F}_h \mathbf{F}_h^* \mathbf{F}_q^* (\mathbf{F}_q \mathbf{F}_q^*)^{-\frac{1}{2}} \right\} \leq \lambda_i (\mathbf{F}_h \mathbf{F}_h^*),$$

which immediately leads to (9). ■

Corollary 1 indicates that the filter bank optimizing sampled capacity extracts out the $f_s T_q$ frequencies with the highest SNR from the aliased set $\{f - lf_q \mid l \in \mathbb{Z}\}$, and suppresses all other frequency components. For a given period T_q , no other periodic sampling mechanism can outperform filter-bank sampling in maximizing capacity. We note, however, that this filter bank is optimal in terms of an information-theoretic metric of capacity without accounting for implementation complexity and energy consumption. Other periodic sampling mechanisms (e.g. a single branch of sampling with modulation and filtering), while achieving the same capacity, may provide implementation gain and energy efficiency.

Corollary 1 characterizes a tight upper limit on the sampled capacity for the class of periodic sampling systems but only for a *fixed* period and sampling rate. If we are allowed to vary the period, we can immediately get another loose upper bound that is independent of the period of the sampling mechanisms. This upper bound will assist us in developing a tight upper limit on sampled capacity for a general class of nonuniform sampling techniques.

Corollary 2. Suppose that there exists a frequency set B_m that satisfies $\mu(B_m) = f_s$ and

$$\int_{f \in B_m} \frac{|H(f)|^2}{\mathcal{S}_\eta(f)} df = \sup_{B: \mu(B) = f_s} \int_{f \in B} \frac{|H(f)|^2}{\mathcal{S}_\eta(f)} df,$$

where $\mu(\cdot)$ denotes the Lebesgue measure. Under all periodic sampling systems with any given period T_p , the sampled channel capacity with sampling rate f_s can be upper bounded by

$$C_u(f_s, P) = \int_{f \in B_m} \frac{1}{2} \left[\log \left(\nu_u \frac{|H(f)|^2}{\mathcal{S}_\eta(f)} \right) \right]^+ df, \quad (10)$$

where ν_u satisfies

$$\int_{f \in B_m} \left[\nu_u - \frac{|H(f)|^2}{\mathcal{S}_\eta(f)} \right]^+ df = P.$$

Proof: For any given f_q , the upper bound (9) is obtained by extracting out a certain frequency set B that has measure $\mu(B) = f_s$ and suppressing all spectral components outside B . By our definition of B_m , any choice of B with spectral size f_s will not outperform B_m . Hence, choosing $B = B_m$ leads to a universal upper bound. ■

The upper bound of Corollary 2 is obtained by constraining the transmit signals to the frequency set of support size f_s that possesses the highest SNR. This is exactly our upper bound in Theorem 2. In general, the exact bound is not achievable by any given periodic sampling system, but can be approached arbitrarily closely through a sequence of periodic systems. Encouragingly, when we go beyond periodic sampling systems, the above bound is often achievable through some time-preserving sampling systems, as shown in Theorem 3.

B. General Upper Bound

We now consider the capacity upper bound for general sampling systems under a common sampling rate constraint. For each channel and each given sampling system, the impulse response is in general aperiodic. However, instead of studying the complete channel response directly, we can truncate the channel response so that its impulse response is nonzero for finite duration. The capacity bound for the truncated channel can be studied by looking at a new periodized channel we construct. We will then show that the capacity of the truncated channel can be made arbitrarily close to the capacity of the true sampled channel.

Recall that $g(t) = \mathcal{F}^{-1} (H(f)/\sqrt{\mathcal{S}_\eta(f)})$. The key steps underlying our proof are outlined below.

- 1) Consider the channels for which $g(t)$ is of finite duration, $g(t) = 0, \forall |t| \geq L_0$ for some $L_0 > 0$.
 - a) Consider any given time-preserving sampling system \mathcal{P} with impulse response $q(t, \tau)$. Suppose that the input $x(t)$ is time constrained to the interval $[-T, T]$. Construct a new periodic channel with period $2(T + L_0)$ based on $q(t, \tau)$. Let $C_p^{\mathcal{P}}$ denote the capacity of the periodized channel.
 - b) Show that $C_T^{\mathcal{P}} \leq C_p^{\mathcal{P}}$ holds uniformly for all \mathcal{P} . Since we know that $C_p^{\mathcal{P}} \leq C_u$ for any periodized channel, this proves the capacity upper bound for this class of finite-duration channels.
- 2) Extend the results to the channels for which $g(t)$ is of infinite duration.
 - a) Construct a truncated channel such that

$$\tilde{g}(t) = \begin{cases} g(t), & \text{if } |t| \leq L_1, \\ 0, & \text{else,} \end{cases}$$

for some sufficiently large L_1 . The capacity upper bound holds for the truncated channel, as shown in Step 1).

- b) For any given sampling system \mathcal{P} and any time interval $[-T, T]$, compare the capacity $C_T^{\mathcal{P}}$ for the original channel with the capacity $\tilde{C}_T^{\mathcal{P}}$ of the truncated channel, which can be done by investigating the spectrum of the operators associated with both sampled channels. It can be shown that $C_T^{\mathcal{P}}$ can be upper bounded by $(1 + \delta)\tilde{C}_T^{\mathcal{P}}$ for arbitrarily small δ , which holds uniformly for all \mathcal{P} . Combining it with results shown in Step 1), we can conclude that the capacity bound holds for the whole class of infinite-duration channels.

The details of the proof are deferred to Appendix A.

V. DISCUSSION

The analytical results we develop here characterize the sampled capacity for a general class of sampling methods. Some properties of the capacity and capacity-achieving strategies are now discussed.

Monotonicity. It can be seen from Theorem 2 that increasing the sampling rate from f_s to \tilde{f}_s requires us to crop out another frequency set \tilde{B}_m of support size \tilde{f}_s that has the highest SNRs. By definition, the original frequency set B_m we choose must be a subset of \tilde{B}_m , and hence the sampled capacity with rate \tilde{f}_s is no lower than the sampled capacity with rate f_s .

Irregular sampling set. Sampling with irregular nonuniform sampling sets, while requiring complicated reconstruction and interpolation techniques [13], does not outperform filter-bank or modulation-bank sampling with regular uniform sampling sets in maximizing capacity for the channels considered herein.

Alias suppression. We have seen here that aliasing does not allow a higher capacity to be achieved when perfect channel state information is known at both the transmitter and the receiver. The optimal sampling method corresponds to the optimal alias-suppression strategy. This is in contrast to the benefits obtained through random mixing of spectral components in many sub-Nyquist sampling schemes with unknown signal supports. When we are allowed to jointly optimize over both input and sampling schemes with perfect channel state information, scrambling of spectral contents does not in general maximize capacity.

Perturbation of the sampling set. If the optimal filter-bank or modulation sampling is employed, mild perturbation of post-filtering uniform sampling sets does not degrade the sampled capacity. One surprisingly general example was given and proved by Kadec [39]. Suppose that a sampling rate \hat{f}_s is used in any branch and the sampling set satisfies $|\hat{t}_n - n/\hat{f}_s| \leq \hat{f}_s/4$, then $\{\exp(j2\pi\hat{t}_nf) \mid n \in \mathbb{Z}\}$ also forms a Riesz basis of $\mathcal{L}_2(-\hat{f}_s/2, \hat{f}_s/2)$, thereby preserving information integrity. These general nonuniform sampling and reconstruction schemes, while generally complicated to implement in practice,

significantly broaden the class of sampling mechanisms that allow perfect reconstruction of bandlimited signals, and indicate stability and robustness of the sampling sets. Kadac's result immediately implies that the sampled capacity is invariant under mild perturbation of the sampling sets.

Hardware implementation. When the sampling rate is increased from f_{s1} to f_{s2} , we need only to insert an additional filter bank of overall sampling rate $f_{s2} - f_{s1}$ to extract out another set of spectral components with bandwidth $f_{s2} - f_{s1}$. The adjustment of the sampling hardware system for filter-bank sampling is incremental with no need to rebuild the whole system from scratch.

VI. CONCLUDING REMARKS

We developed the maximum achievable information rate for a general class of time-preserving nonuniform sampling methods under a sampling rate constraint. It is shown that the nonuniformly spaced sampling sets, while requiring fairly complicated reconstruction / approximation algorithms, do not provide any capacity gain. Encouragingly, filter-bank sampling with varied sampling rate at different branches, or a single branch of sampling with modulation and filtering, are sufficient to achieve the sampled channel capacity, and both strategies suppress the aliasing effects. In terms of maximizing capacity, there is no need to employ irregular sampling sets that are more complicated to implement in practical hardware systems. The resulting sample capacity is shown to be monotonically increasing in sampling rate.

Our results in this paper are based on the assumptions that perfect channel state information is known at both the transmitter and the receiver. It remains to be seen what sampling strategies can optimize information rates when only partial channel state information is known. It is unclear whether anti-aliasing methods are still optimal in maximizing capacity. Moreover, when it comes to the multi-user information theory setting, anti-aliasing methods might not outperform other spectral-mixing approaches in the entire capacity region. It would be interesting to see how to optimize the sampling schemes in multi-user channels, for example, the joint sampling schemes in sampled multiple access analog channels.

APPENDIX A

PROOF OF THEOREM 2

We prove the theorem first for the special case where $g(t) = \mathcal{F}^{-1}(H(f)/\sqrt{\mathcal{S}_\eta(f)})$ is of finite duration, and then generalize the proof to the case in which $g(t)$ is of infinite duration.

A. Finite-duration $g(t)$

1) *$h(t)$ of finite duration and $\eta(t)$ white:* We first look at a special class of channels for which the noise $\eta(t)$ is white and the channel response $h(t)$ is of length L_0 . We want to prove that the capacity upper bound (4) holds for this type of channel. For any transmission block $[T_0 - T, T_0 + T]$, we call the transmit signal $x(t)$ over this block as a codeword of code length $2T$. In order to relate the information conveyed through finite-duration codewords with the true analog channel capacity, we need to control inter-symbol interference. The key here is to separate different codewords with a guard zone with sufficient length and then use capacity-achieving strategies separately for each codeword. When the code length $2T$ is sufficiently large, then the loss of transmission time due to guard zones becomes negligible, which in turn allows us to approach the true capacity arbitrarily well.

If we constrain our input $x(t)$ to the interval $[-T, T]$, then the channel output $r(t) = h(t) * x(t) + \eta(t)$ will be affected by the input only when $t \in [-T - L_0, T + L_0]$. Define a window operator and its complement operator as

$$w_T(f(t)) = \begin{cases} f(t), & \text{if } |t| \leq T + L_0, \\ 0, & \text{else;} \end{cases} \quad w_T^\perp(f(t)) = \begin{cases} 0, & \text{if } |t| \leq T + L_0, \\ f(t), & \text{else.} \end{cases}$$

Then for any sampling system \mathcal{P} with impulse response $q(t, \tau)$, the sampled output is $\mathcal{P}(r(t)) = \mathcal{P}(w_T(r(t))) + \mathcal{P}(w_T^\perp(r(t)))$, where the component $\mathcal{P}(w_T^\perp(r(t)))$ contains no information on $x(t)$ and is statistically independent of $\mathcal{P}(w_T(r(t)))$. Therefore, it suffices to restrict our attention to the class of sampling systems that only process the channel output at time $[-T - L_0, T + L_0]$.

Consider a periodization of the above sampled channel model with finite input duration. Set the impulse response $q^p(t, \tau)$ to the preprocessor of the periodized sampling system as a periodic extension of $q(t, \tau)$ in the block $[-T - L_0, T + L_0] \times [-T, T]$. Specifically, if $\tau = k \cdot 2(T + L_0) + \tau_r$ for some $k \in \mathbb{Z}$ and $\tau_r \in [-T - L_0, T + L_0]$, then

$$q_{T+L_0}^p(t, \tau) = \begin{cases} q(t - 2k(T + L_0), \tau_r), & \text{if } -T - L_0 \leq t - 2k(T + L_0) \leq T + L_0, \\ 0, & \text{else.} \end{cases} \quad (11)$$

Suppose without loss of generality that the indices of the sample times that fall in $[-T - L_0, T + L_0]$ are $0, 1, \dots, K_{T, L_0} - 1$, i.e. $\{k \mid t_k \in [-T - L_0, T + L_0]\} = \{0, 1, \dots, K_{T, L_0} - 1\}$. We can then set the sampling set $\Lambda_{T+L_0}^p$ of the periodized system such that for any sampling time $t_k \in \Lambda_{T+L_0}^p$, we have

$$t_k = t_{k \bmod K_{T, L_0}} + 2(T + L_0) \cdot \left\lfloor \frac{k}{K_{T, L_0}} \right\rfloor, \quad (12)$$

where $\lfloor x \rfloor \triangleq \max \{n \mid n \in \mathbb{Z}, n \leq x\}$. The definition of Beurling density ensures that there exists a T_D such that $\forall T > T_D$,

$$f_s - \epsilon \leq D(\Lambda_{T+L_0}^p) \leq f_s + \epsilon.$$

We note that our construction (11) guarantees that the input $x(t)$ within time interval $[2k(T + L_0) - T, 2k(T + L_0) + T]$ will only affect the sampled output at the k th time block $[(2k - 1)(T + L_0), (2k + 1)(T + L_0)]$. Since the noise $\eta(t)$ is assumed to be white, the noise components across different time blocks are independent. In fact, the intervals $[2k(T + L_0) + T, (2k + 1)(T + L_0) - T]$ ($k \in \mathbb{Z}$) act effectively as *guard zones* in order to avoid leakage signals across different time blocks.

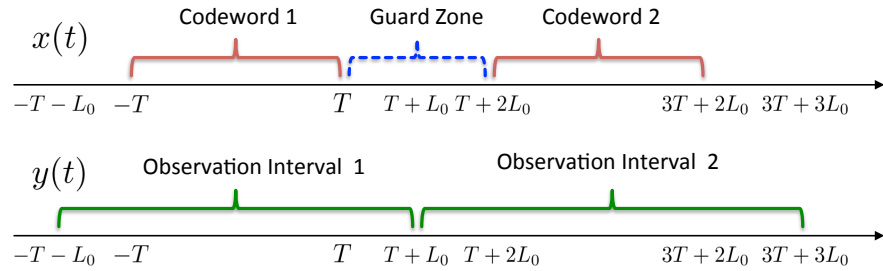


Figure 5. The code words of duration $2T$ are separated by guard zones of duration $2L_0$. There is no intersymbol interference among different observation intervals.

Using the above argument, we can separate code words of duration $2T$ in $[2k(T + L_0) + T, (2k + 1)(T + L_0) - T]$ ($k \in \mathbb{Z}$) on the analog channel by a guard zone $2L_0$ (as illustrated in Fig. 5), then the ratio of guard space to the length of the codeword vanishes as $T \rightarrow \infty$. Additionally, the contribution in any observation interval $[2k(T + L_0) + T, (2k + 1)(T + L_0) - T]$ of length $2(T + L_0)$ due to code words in other transmit interval is 0, i.e. there is no intersymbol interference. By our capacity definition, for any $\delta > 0$, there exists a T_0 such that $\forall T > T_0$, we have

$$C_T^P(f_s, P) \leq \frac{T + L_0}{T} C_p^P \left(D(\Lambda_{T+L_0}^p), \frac{T}{T + L_0} P \right) \leq (1 + \delta) C_p^P(D(\Lambda_{T+L_0}^p), (1 - \delta) P),$$

where the multiplication factor $\frac{T+L_0}{T}$ arises from the fact that we only use a portion $T/(T + L_0)$ of time for transmission, and correspondingly, the average power allocated to the transmitted signal would be $\frac{T}{T+L_0} P$.

We know from Corollary 2 that $C_p^P(D(\Lambda_{T+L_0}^p), (1 - \delta) P) \leq C_u(D(\Lambda_{T+L_0}^p), (1 - \delta) P)$. By observing that $C_u(f_s, P)$ is continuous in f_s and P , we can derive

$$C_T^P(f_s, P) \leq (1 + \delta) C_p^P(D(\Lambda_{T+L_0}^p), (1 - \delta) P) \leq (1 + \delta) C_u(f_s + \epsilon, (1 - \delta) P) \quad (13)$$

whenever $T > \max \{T_0, T_D\}$. Since ϵ and δ can be chosen arbitrarily small, we conclude that

$$\limsup_{T \rightarrow \infty} C_T^{\mathcal{P}}(f_s, P) \leq C_u(f_s, P)$$

holds for any \mathcal{P} , which completes the proof when $h(t)$ is of finite duration and $\eta(t)$ is white.

2) $g(t) = \mathcal{F}^{-1} \left(H(f) / \sqrt{\mathcal{S}_\eta(f)} \right)$ of finite duration but $\eta(t)$ colored: Now suppose instead that $g(t)$ is of finite duration L . We can then split the channel filter $H(f)$ into two parts with respective frequency response $H(f) / \sqrt{\mathcal{S}_\eta(f)}$ and $\sqrt{\mathcal{S}_\eta(f)}$. Since the colored noise is equivalent to a white Gaussian noise passed through a filter with transfer function $\sqrt{\mathcal{S}_\eta(f)}$, the original system can be redrawn as in Fig. 6. Since the filter $\sqrt{\mathcal{S}_\eta(f)}$ can be incorporated into the preprocessing system to generate a new time-preserving preprocessor, our results above immediately justifies the capacity upper bound (4) for this class of channels.

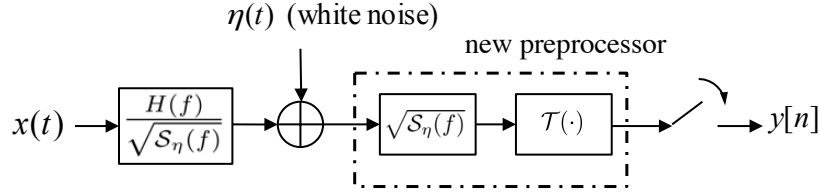


Figure 6. Equivalent representation of sampling systems in the presence of colored noise.

B. Infinite-duration $g(t)$

We would like to prove that for any given sampling system \mathcal{P} and any $\epsilon > 0$, there exists T_1 such that for any $T > T_1$, we have

$$C_T^{\mathcal{P}}(f_s, P) \leq C_u(f_s, P) + \epsilon.$$

Our proof proceeds by comparing the original channel with a truncated channel whose channel response $\tilde{H}(f)$ satisfies

$$\tilde{g}(t) \triangleq \mathcal{F}^{-1} \left(\frac{\tilde{H}(f)}{\sqrt{\mathcal{S}_\eta(f)}} \right) (t) = \begin{cases} g(t), & \text{if } |t| > L_1, \\ 0, & \text{otherwise.} \end{cases}$$

Let $\xi > 0$ be an arbitrary small constant, and L_1 is chosen such that

$$\int_{L_1}^{\infty} |g(t)|^2 dt + \int_{-L_1}^{-\infty} |g(t)|^2 dt \leq \xi. \quad (14)$$

We again split the analog channel into two parts as illustrated in Fig. 6 and incorporate the filter $\sqrt{\mathcal{S}_\eta(f)}$ into a new sampling system $\hat{\mathcal{P}}$, and constrain the input and the observed sampled output to time $[-T, T]$.

For both the original and the truncated channel, the sampled noise is not independent, which motivates us to perform prewhitening first.

Suppose without loss of generality that the sampled times within $[-T, T]$ are $\{t_i \mid 1 \leq i \leq K_T\}$. For convenience of notation, we introduce the operator $\hat{\mathcal{P}}_T$ associated with the sampling system such that

$$\hat{\mathcal{P}}_T(\hat{r}(t)) = [y[1], y[2], \dots, y[K_T]]',$$

where $\hat{r}(t) = g(x) * x(t) + \hat{\eta}(t)$ is the sampling system input, $\hat{\eta}(t)$ is white, and $\{y[n]\}$ are the corresponding sampled output. For the original channel,

$$\begin{bmatrix} y[1] \\ y[2] \\ \vdots \\ y[K_T] \end{bmatrix} = \hat{\mathcal{P}}_T(g(t) * x(t)) + \hat{\mathcal{P}}_T(\hat{\eta}(t)).$$

Denote by $\hat{q}(t_i, \tau)$ the impulse response associated with this sampling system. Then, the noise component $\hat{\mathcal{P}}_T(\hat{\eta}(t))$ can be whitened by left-multiplying with a K_T -dimensional square matrix $\mathbf{W}_{\hat{\mathcal{P}}}^{-1/2}$ that satisfies

$$\mathbf{W}_{\hat{\mathcal{P}}}(i, j) = \int_{-\infty}^{\infty} \hat{q}(t_i, \tau) \hat{q}^*(t_j, \tau) d\tau,$$

where the invertibility is guaranteed by our assumptions. To see this, if we let $\tilde{\eta} \triangleq \mathbf{W}_{\hat{\mathcal{P}}}^{-1/2} \hat{\mathcal{P}}_T(\hat{\eta}(t))$ denote the K_T -dimensional “prewhitened” noise, then we can verify that

$$\mathbb{E}(\tilde{\eta} \tilde{\eta}^T) = \mathbf{W}_{\hat{\mathcal{P}}}^{-1/2} \mathbb{E} \left(\hat{\mathcal{P}}_T(\hat{\eta}(t)) \left(\hat{\mathcal{P}}_T(\hat{\eta}(t)) \right)^T \right) \mathbf{W}_{\hat{\mathcal{P}}}^{-1/2} = \mathbf{I},$$

where

$$\left[\mathbb{E} \left(\hat{\mathcal{P}}_T(\hat{\eta}(t)) \left(\hat{\mathcal{P}}_T(\hat{\eta}(t)) \right)^T \right) \right]_{ij} = \int_{-\infty}^{\infty} \hat{q}(t_i, \tau) \hat{q}^*(t_j, \tau) d\tau = \mathbf{W}_{\hat{\mathcal{P}}}(i, j).$$

Denote by $\hat{\mathcal{P}}_w \triangleq \mathbf{W}_{\hat{\mathcal{P}}}^{-\frac{1}{2}} \cdot \hat{\mathcal{P}}$, and let $\hat{q}_w(t_i, \tau)$ denote its associated impulse response, then we can observe that

$$\int_{-\infty}^{\infty} \hat{q}_w(t_i, \tau) \hat{q}_w^*(t_j, \tau) d\tau = \begin{cases} 1, & \text{if } i = j; \\ 0, & \text{else,} \end{cases} \quad (15)$$

which implies that $\{\hat{q}_w(t_i, \cdot), 1 \leq i \leq K_T\}$ is an orthonormal sequence in the corresponding Hilbert space.

For an operator \mathcal{A} with an impulse response $a(t, \tau)$ ($-T \leq \tau \leq T$, $t \in \{t_i \mid 1 \leq i \leq K_T\}$) and domain $\mathcal{D}(\mathcal{A})$, we denote by $\|\mathcal{A}\|_F$ the Frobenius norm of the operator \mathcal{A} with respect to its associated

domain such that

$$\|\mathcal{A}\|_F = \begin{cases} \sqrt{\sum_{i=1}^{K_T} \int_{-T}^T |a(t_i, \tau)|^2 d\tau}, & \text{if } \mathcal{D}(\mathcal{A}) = \{t_i \mid 1 \leq i \leq K_T\} \times [-T, T], \\ \sqrt{\sum_{i=1}^{K_T} \int_{-\infty}^{\infty} |a(t_i, \tau)|^2 d\tau}, & \text{if } \mathcal{D}(\mathcal{A}) = \{t_i \mid 1 \leq i \leq K_T\} \times [-\infty, \infty], \\ \sqrt{\int_{-\infty}^{\infty} \int_{-T}^T |a(t, \tau)|^2 d\tau dt}, & \text{if } \mathcal{D}(\mathcal{A}) = [-\infty, \infty] \times [-T, T]. \end{cases}$$

This is an analog of matrix Frobenius norm in the corresponding Hilbert space. Using the same spirit as used for matrix Frobenius norm, we can easily see that triangle inequality holds for $\|\cdot\|_F$. We observe from (15) that $\hat{q}_w(t_i, \cdot)$ ($1 \leq i \leq K_T$) forms an orthonormal sequence, and hence by Bessel's inequality [35], an operator \mathcal{A} with $\mathcal{D}(\mathcal{A}) = [-\infty, \infty] \times [-T, T]$ satisfies

$$\sum_{i=1}^{K_T} |\langle \hat{q}_w(t_i, \cdot), a(\cdot, \tau) \rangle|^2 \leq \int_{-\infty}^{\infty} |a(\tau_1, \tau)|^2 d\tau_1, \quad \forall \tau \in [-T, T].$$

This immediately gives us

$$\begin{aligned} \|\hat{\mathcal{P}}_w \mathcal{A}\|_F^2 &= \sum_{i=1}^{K_T} \int_{-T}^T \left| \int_{-\infty}^{\infty} \hat{q}_w(t_i, \tau_1) a(\tau_1, \tau) d\tau_1 \right|^2 d\tau = \int_{-T}^T \sum_{i=1}^{K_T} |\langle \hat{q}_w(t_i, \cdot), a(\cdot, \tau) \rangle|^2 d\tau \\ &\leq \int_{-T}^T \int_{-\infty}^{\infty} |a(\tau_1, \tau)|^2 d\tau_1 d\tau \leq \|\mathcal{A}\|_F^2. \end{aligned}$$

Suppose that $\{\lambda_i\}$ is the set of eigenvalues associated with the original sampled channel operator $\hat{\mathcal{P}}_w \mathcal{G}$, and that $\{\tilde{\lambda}_i\}$ is the set of eigenvalues associated with the operator $\hat{\mathcal{P}}_w \tilde{\mathcal{G}}$ of the truncated sampled channel. We can obtain some properties on $\{\lambda_i\}$ and $\{\tilde{\lambda}_i\}$ as stated in the following lemma.

Lemma 1. (1) $\left| \frac{1}{2T} \sum_i \lambda_i - \frac{1}{2T} \sum_i \tilde{\lambda}_i \right| \leq \xi + 2\sqrt{\xi C_g}$.

(2) $\frac{1}{2T} \sum_i \lambda_i \leq \int_{-\infty}^{\infty} |g(t)|^2 dt < \infty$.

Proof: See Appendix E. ■

Define the following two functions

$$C_T^{\mathcal{P}}(\nu, \{\lambda_i\}) = \frac{1}{2T} \sum_{i=1}^{K_T} \frac{1}{2} [\log(\nu \lambda_i)]^+,$$

$$F_T(\nu, \{\lambda_i\}) = \frac{1}{2T} \sum_{i=1}^{K_T} [\nu - \lambda_i]^+.$$

Let $F_T(\nu, \{\lambda_i\}) = P$, and observe that $K_T \geq 2T(f_s - \epsilon)$. Then,

$$P = F_T(\nu, \{\lambda_i\}) \geq \frac{1}{2T} \sum_{i=1}^{K_T} (\nu - \lambda_i) = \frac{K_T}{2T} \nu - \frac{1}{2T} \sum_i \lambda_i,$$

$$\Rightarrow \quad \nu \leq \frac{2T}{K_T} \left(P + \frac{1}{2T} \sum_i \lambda_i \right) \leq \frac{1}{f_s - \epsilon} \left(2P + \int_{-\infty}^{\infty} |g(t)|^2 dt \right),$$

where the last inequality uses the results in Lemma 1. We conclude that ν is bounded.

For any feasible ν , the function $\frac{1}{2} [\log(\nu x)]^+$ and $[\nu - x]^+$ have maximum slope $\frac{1}{2}\nu$ and -1 , respectively. We therefore assume that the slopes for both functions are bounded within $[-B, B]$ for some constant B . Using the same water level ν , the necessary power can be given for both channels as

$$P = \frac{1}{2T} \sum [\nu - \lambda_i]^+ \quad \text{and} \quad \tilde{P} = \frac{1}{2T} \sum [\nu - \tilde{\lambda}_i]^+.$$

We have immediately

$$\tilde{P} \leq P + B \left(\xi + 2\sqrt{\xi C_g} \right).$$

For the same water level ν , we can see that

$$C_T^P(\nu, \{\lambda_i\}) - C_T^P(\nu, \{\tilde{\lambda}_i\}) \leq B \left(\xi + 2\sqrt{\xi C_g} \right).$$

To summarize,

$$\begin{aligned} C_T^P(f_s, P) &\leq C_T^{\tilde{P}}(f_s, \tilde{P}) + B \left(\xi + 2\sqrt{\xi C_g} \right) \leq C_T^{\tilde{P}}(f_s, P + B \left(\xi + 2\sqrt{\xi C_g} \right)) + B \left(\xi + 2\sqrt{\xi C_g} \right) \\ &\leq (1 + \delta) C_u(f_s + \epsilon, (1 - \delta) [P + B \left(\xi + 2\sqrt{\xi C_g} \right)]) + B \left(\xi + 2\sqrt{\xi C_g} \right), \end{aligned}$$

where the last inequality follows from (13) whenever $T > \max\{T_0, T_D\}$. Since δ, ϵ , and ξ can all be made arbitrarily small, we conclude that

$$\limsup_{T \rightarrow \infty} C_T^P(f_s, P) \leq C_u(f_s, P),$$

which completes our proof for this case.

APPENDIX B

PROOF OF THEOREM 3

For each singular point x in D , there exists an interval $A(x, \epsilon) = \{z \mid |x - z| \leq \epsilon\}$ such that $A(x, \epsilon) \cap B_m = \emptyset$. Since the set of rational numbers is dense along the real line, there exists at least one rational number inside $A(x, \epsilon)$. Since the rational set is countable, we can see that D is also countable, and hence $\mu(D) = 0$. Therefore, the water level ν_m in (5) is equal to the solution of

$$\int_{f \in \cup_i B_i} \left[\nu - \frac{|H(f)|^2}{S_\eta(f)} \right]^+ df = P,$$

and thereby the capacity $C_u(f_s, P)$ is equal to

$$\int_{f \in \cup_i B_i} \frac{1}{2} \left[\log \left(\nu \frac{|H(f)|^2}{\mathcal{S}_\eta(f)} \right) \right]^+ df.$$

The spectral components in B_i can be perfectly reconstructed from the sequence that is obtained by first extracting out a subinterval B_i and uniformly sampling it with sampling rate $f_{s,i}$, which is commensurate to the analog capacity when constraining the transmit signal to $\cup_i B_i$.

APPENDIX C

PROOF OF THEOREM 4

We provide here a capacity-achieving strategy using a single branch of sampling with modulation and filtering.

By observing that the set of rational numbers is *dense*, for any $\xi > 0$, there exists a finite index set $\mathcal{I} \subseteq \mathcal{X}$ of cardinality n such that

$$\mu(B_m) - \sum_{i \in \mathcal{I}} \mu(B_i) < \xi.$$

Without loss of generality, let $\mathcal{I} = \{1, 2, \dots, n\}$. For any $\epsilon > 0$, there exists an integer N and a real $\delta > 0$ such that the following holds: if we define $\tilde{B}_k = [kf_s/N, (k+1)f_s/N]$, then

(i) for any $l \in \mathcal{I} = \{1, \dots, n\}$, there exists a set of index sets $\{\mathcal{I}_l\}$ such that

$$\bigcup_{k \in \mathcal{I}_l} \tilde{B}_k \subseteq B_l, \quad \text{and} \quad \mu \left(B_l \setminus \bigcup_{k \in \mathcal{I}_l} \tilde{B}_k \right) < \delta;$$

(ii)

$$\sum_{l=1}^n \mu(B_l) \cdot \frac{1}{2} \log \left(1 + P \sup_f \frac{|H(f)|^2}{\mathcal{S}_\eta(f)} \right) < \epsilon.$$

Condition (i) guarantees that the division $\{\tilde{B}_k\}$ can approximate the original sets $\{B_l \mid 1 \leq l \leq n\}$ arbitrarily well, while (ii) ensures that the approximation error in (i) can only lead to a negligible gap between the approximate capacity and the upper bound. Denote by

$$\tilde{B}_m \triangleq \bigcup \left\{ \tilde{B}_k : k \in \mathcal{I}_l, 1 \leq l \leq n \right\}$$

the approximate maximizing frequency set, which contains

$$\tilde{L}_m \triangleq N \mu(\tilde{B}_m) / f_s$$

subbands each of bandwidth f_s/N with an index set $\tilde{\mathcal{I}}_m$. We further let \tilde{L}_{\min} and \tilde{L}_{\max} denote $\min \{i : i \in \tilde{\mathcal{I}}_m\}$ and $\max \{i : i \in \tilde{\mathcal{I}}_m\}$, respectively. The capacity-approaching strategy can now be

designed using the following spirit: the pre-modulation filter extracts out several of the best subbands and suppresses all other subbands; the modulation operation scrambles spectral components while ensuring that the components in each of the above subbands dominates one subband after scrambling; finally, the post-modulation filter suppresses out-of-band components to avoid aliasing. The detailed algorithm is given as follows.

- 1) Let the pre-modulation filter be such that

$$P(f) = \begin{cases} 1, & \text{if } f \in \tilde{B}_k \subseteq \tilde{B}_m \text{ for some } k; \\ 0, & \text{else.} \end{cases}$$

In other words, the pre-modulation filter suppresses all out-of-band signals and noise.

- 2) Let the modulation sequence $q(t)$ be periodic with period N/f_s , and hence the Fourier transform of $q(t)$ is an impulse train of the following form

$$\mathcal{F}(q(t)) = \sum_l c^l \delta\left(f - l \frac{f_s}{N}\right).$$

The coefficients c^l of the optimizing modulation sequence and the frequency response of the post-modulation filter $S(f)$ can be derived using Algorithm 1 below.

Algorithm 1: Optimal Modulation Sequence

1. **Initialize.** Find the N largest elements in $\left\{ \frac{|H(kf_s/N)|^2}{S_\eta(kf_s/N)} \mid k \in \tilde{\mathcal{I}}_m \right\}$. Denote by $\{l_i : 1 \leq i \leq N\}$ the index set of these N elements such that $l_1 > l_2 > \dots > l_N$. Set $i = 1$, $I_{\max} = \tilde{L}_{\min}$, $\mathcal{J} = \emptyset$, and $c^i = 0$ for all $i \in \mathbb{Z}$. Let A be a large given number.
 2. For $i = 1 : N$
 - For $m = I_{\max} : I_{\max} + N - 1$
 - if $(m \bmod N) \notin \mathcal{J}$, do
$$\mathcal{J} = \mathcal{J} \cup \{m \bmod N\}, I_i = m, I_{\max} = m + \tilde{L}_{\max} - l_i + 1, c^{m-l_i} = A^{\frac{N-i}{2}}$$
 - and break;
 3. For $i = \tilde{L}_{\min} : \tilde{L}_{\max}$
 - if $i \in \{I_1, \dots, I_N\}$, then $S(f + if_p) = 1$;
 - else $S(f + if_q) = 0$.
-

We illustrate this algorithm through the following example.

Example 2. Suppose that $f_s = 1$, $S_\eta(f) \equiv 1$, and let A be some given constant. Suppose that $\text{SNR}(f) \triangleq$

$|H(f)|^2 / \mathcal{S}_\eta(f)$ of the channel is given by

$$\text{SNR}(f) = \begin{cases} 5, & 0 \leq f < \frac{1}{3}f_s; \\ 6, & \frac{1}{3}f_s \leq f < \frac{2}{3}f_s; \\ 1.5, & \frac{2}{3}f_s \leq f < \frac{7}{6}f_s; \\ 2.5, & \frac{4}{3}f_s \leq f < 2f_s; \\ 4, & 2f_s \leq f < \frac{15}{6}f_s; \\ 3, & \frac{15}{6}f_s \leq f \leq \frac{8}{3}f_s; \\ 0, & \text{else,} \end{cases}$$

as illustrated in Fig. 7(a), and that $H(f)$ is positive and real so that $H(f) = \sqrt{\text{SNR}(f)}$. Each subband $[\frac{k}{3}f_s, \frac{k+1}{3}f_s]$ ($k \in \mathbb{N}$) is assumed to be used for transmitting independent zero-mean signals with PSD=1. The maximizing frequency set B_m can thus be chosen as $[0, \frac{1}{3}f_s] \cup [\frac{1}{3}f_s, \frac{2}{3}f_s] \cup [2f_s, \frac{7}{3}f_s]$, and hence after initialization, we have $N = 3$, $I_{\max} = 0$, $l_1 = 6$, $l_2 = 1$, and $l_3 = 0$. As illustrated in Fig. 7(b), the pre-modulation filter suppresses all signals and noise outside B_m . Algorithm 1 yields an modulation sequence such that

$$c^{-6} = A^1, \quad c^0 = A^{1/2}, \quad c^8 = 1, \quad \text{and } c^l = 0 \text{ for all } l \notin \{-6, 0, 8\}.$$

The post-modulation filter suppresses all subbands except for $[0, \frac{1}{3}f_s]$, $[\frac{1}{3}f_s, \frac{2}{3}f_s]$, and $[\frac{8}{3}f_s, 3f_s]$, whose post-filtering SNR are given respectively by

$$\frac{4A^2 + 5A}{A^2 + A}, \quad 6, \quad \text{and } 5,$$

which converges to 4, 6, and 5 when $A \rightarrow \infty$. Therefore, when $A \rightarrow \infty$, the modulation method is equivalent to suppressing aliasing.

For given f_s and f_q , the upper bound in Theorem 2 can be achieved using the modulation sequence found by Algorithm 1 achieves capacity when $A \rightarrow \infty$. The proof follows the same spirit as in the proof of [31, Proposition 2], and is hence omitted in this paper.

APPENDIX D

PROOF OF THEOREM 5

For a concatenated linear system consisting of the channel filter followed by the sampling system, we denote by $s(t_o, t_i) := \int_{-\infty}^{\infty} h(\tau - t_i) q(t_o, \tau) d\tau$ its system output seen at time t_o due to an impulse input at time t_i .

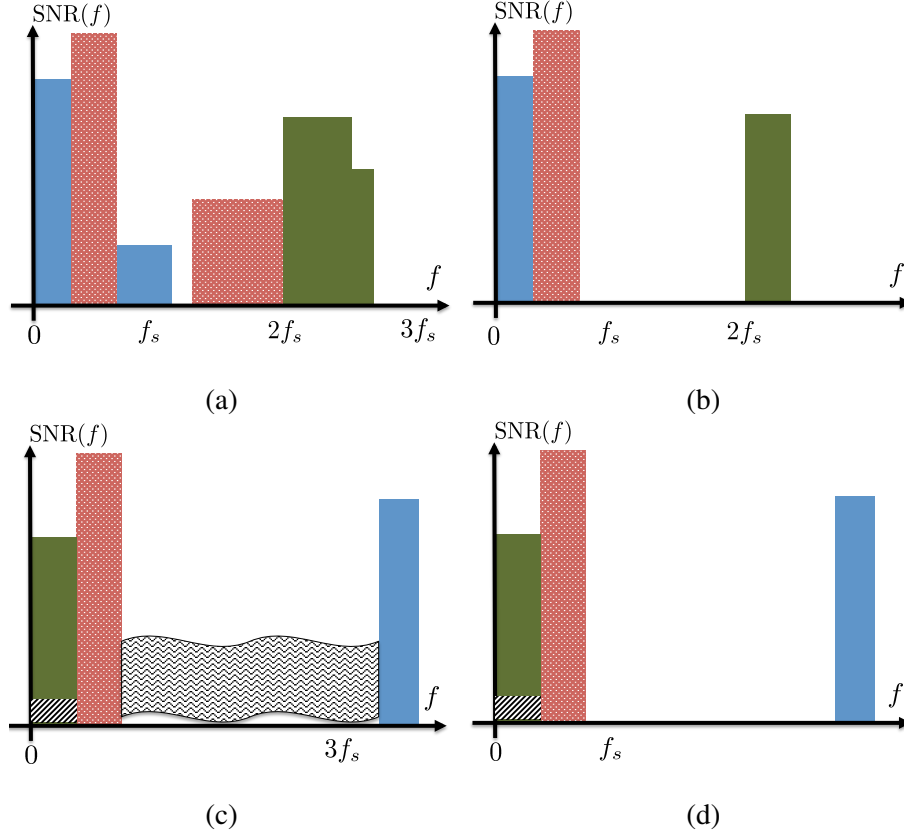


Figure 7. An illustration of a single branch of sampling with modulation and filtering. (a) The spectral representation of the channel output; (b) The pre-modulation filter extracts out 3 best subbands and suppresses all other subbands; (c) The modulation operation scrambles spectral components in such a way that each of the 3 best subbands dominates one of the subbands within $[0, f_s]$. Here, the shaded area denotes the weighted superposition of all other subbands; (d) The post-modulation filter zeros out all spectral components outside $[0, f_s]$.

For notational convenience, we define $q_k(\tau) := q(t_k, \tau)$ as the sampling output response at time t_k due to an impulse input to the sampling system at time τ . We also define the output autocorrelation function $\mathcal{R}_{hq}(t_k, t_l)$ as

$$\begin{aligned}
 \mathcal{R}_{hq}(t_k, t_l) &\triangleq \int_{-\infty}^{\infty} s(t_k, \tau) s^*(t_l, \tau) d\tau \\
 &= \int_{\tau} \int_{\tau_k} \int_{\tau_l} q(t_k, \tau_k) h(\tau_k - \tau) h^*(\tau_l - \tau) q^*(t_l, \tau_l) d\tau_k d\tau_l d\tau \\
 &= \int_{\tau_k} \int_{\tau_l} q_k(\tau_k) \mathcal{R}_h(\tau_l - \tau_k) q_l^*(\tau_l) d\tau_k d\tau_l,
 \end{aligned}$$

where

$$\begin{aligned}\mathcal{R}_h(\tau_l - \tau_k) &\triangleq \int_{\tau} h(\tau_k - \tau) h^*(\tau_l - \tau) d\tau \\ &= \int_{\tau} h(\tau_k - \tau_l + \tau) h^*(\tau) d\tau \\ &= (h * h^{-*})(\tau_k - \tau_l).\end{aligned}$$

Here, for any function $f(t)$, $f^-(t)$ is defined as $f(-t)$.

By the periodicity assumption of the sampling system, we have

$$\begin{aligned}\mathcal{R}_{hq}(t_k + af_s T_q, t_l + bf_s T_q) &= \int_{\tau_k} \int_{\tau_l} q(t_k + aT_q, \tau_k) \mathcal{R}_h(\tau_l - \tau_k) q^*(t_l + bT_q, \tau_l) d\tau_k d\tau_l \\ &= \int_{\tau_k} \int_{\tau_l} q(t_k, \tau_k - aT_q) \mathcal{R}_h(\tau_l - \tau_k) q^*(t_l + (b-a)T_q, \tau_l - aT_q) d\tau_k d\tau_l \\ &= \mathcal{R}_{hq}(t_k, t_l + (b-a)f_s T_q).\end{aligned}$$

The $f_s T_q$ -dimensional Fourier series matrix \mathbf{F}_{hq} associated with $\mathcal{R}_{hq}(t_k, t_l)$ is defined as follows: for all $1 \leq k, i \leq f_s T_q$, we have

$$(\mathbf{F}_{hq})_{k,i} \triangleq \sum_{l=-\infty}^{\infty} \mathcal{R}_{hq}(t_k, t_i + lf_s T_q) \exp(j2\pi lf).$$

By observing

$$\begin{aligned}\mathcal{R}_{hq}(t_k, t_i + lf_s T_q) &= \int_{\tau_k} \int_{\tau_i} q(t_k, \tau_k) \mathcal{R}_h(\tau_i - \tau_k) q^*(t_i + lT_q, \tau_i) d\tau_k d\tau_i \\ &= \int_{\tau_k} \int_{\tau_i} q_k(\tau_k) \mathcal{R}_h(\tau_i + lT_q - \tau_k) q_i^*(\tau_i) d\tau_k d\tau_i \\ &= (\mathcal{R}_h * q_k * q_i^{-*})(lT_q),\end{aligned}$$

we can see that $(\mathbf{F}_{hq})_{k,i}$ is simply the Fourier transform of the sampled sequence of $\mathcal{R}_h * q_k * q_i^{-*}$. We know that

$$\begin{aligned}\mathcal{F}(\mathcal{R}_h * q_k * q_i^{-*})(f) &= \mathcal{F}(\mathcal{R}_h)(f) \cdot Q_k(f) \cdot Q_i^*(f) \\ &= |H(f)|^2 Q_k(f) \cdot Q_i^*(f),\end{aligned}$$

where $Q_k(f) \triangleq \mathcal{F}(q_k)$. This immediately yields

$$(\mathbf{F}_{hq})_{k,i} = \sum_{l=-\infty}^{\infty} Q_k(f + lf_q) |H(f + lf_q)|^2 Q_i^*(f + lf_q).$$

We introduce two Fourier series matrices $\mathbf{F}_q(f)$ and $\mathbf{F}_h(f)$, where $\mathbf{F}_q(f)$ is $f_q T_s \times \infty$ dimensional and $\mathbf{F}_h(f)$ is an infinite diagonal square matrix. Specifically, for all $m, l \in \mathbb{Z}$ and $1 \leq k \leq f_q T_s$:

$$\begin{aligned} (\mathbf{F}_q)_{k,l}(f) &= Q_k(f + lf_q) \quad \text{and} \\ (\mathbf{F}_h)_{l,l}(f) &= H(f + lf_q). \end{aligned}$$

We can then express \mathbf{F}_{hq} as

$$\mathbf{F}_{hq} = \mathbf{F}_q \mathbf{F}_h \mathbf{F}_h^* \mathbf{F}_q^*.$$

Similarly, we can define the output correlation function $\mathcal{R}_q(t_k, t_l) \triangleq \int_{-\infty}^{\infty} q(t_k, \tau) q^*(t_l, \tau) d\tau$, whose Fourier series matrix can be similarly derived as

$$\mathcal{F}(\mathcal{R}_q) = \mathbf{F}_q \mathbf{F}_q^*.$$

Denote by $\mathcal{Q}_k(\eta)$ the noise component in the sampled output at time t_k , i.e. $\mathcal{Q}_k(\eta) \triangleq \int_{-\infty}^{\infty} q(t_k, \tau) \eta(\tau) d\tau$. The correlation of noise components at different times can be calculated as

$$\begin{aligned} \mathbb{E}(\mathcal{Q}_k(\eta) \mathcal{Q}_l^*(\eta)) &= \mathbb{E}\left(\int_{-\infty}^{\infty} q(t_k, \tau_k) \eta(\tau_k) d\tau_k \int_{-\infty}^{\infty} q(t_l, \tau_l) \eta(\tau_l) d\tau_l\right) \\ &= \int_{-\infty}^{\infty} \int_{-\infty}^{\infty} q(t_k, \tau_k) q(t_l, \tau_l) \mathbb{E}(\eta(\tau_k) \eta(\tau_l)) d\tau_k d\tau_l \\ &= \int_{-\infty}^{\infty} q(t_k, \tau) q(t_l, \tau) d\tau, \end{aligned}$$

which immediately implies that $\mathcal{Q}(\eta) = [\dots, \mathcal{Q}_1(\eta), \mathcal{Q}_2(\eta), \dots]^T$ is a Gaussian vector with covariance matrix \mathcal{R}_q .

We now constrain both the transmit interval and the observation interval to $[-nT_q, nT_q]$. Let

$$\mathbf{y}_n = [y[-nf_s T_q + 1], \dots, y[nf_s T_q - 1], y[nf_s T_q]]^T,$$

where the sampled output sequence satisfies

$$y[k] = \mathcal{Q}_k(h(t) * x(t)) + \mathcal{Q}_k(\eta(t)).$$

Introduce the $2nf_s T_q$ dimensional truncated autocorrelation matrices \mathcal{R}_{hq}^n and \mathcal{R}_q^n such that for all $-nf_s T_q < k, l \leq nf_s T_q$, we have

$$\begin{cases} (\mathcal{R}_{hq}^n)_{k,l} &= \mathcal{R}_{hq}(t_k, t_l), \\ (\mathcal{R}_q^n)_{k,l} &= \mathcal{R}_q(t_k, t_l). \end{cases}$$

Clearly, the noise components of \mathbf{y}_n is of covariance matrix \mathcal{R}_q^n . By left multiplying \mathbf{y}_n with $(\mathcal{R}_q^n)^{-\frac{1}{2}}$, we obtain a new input-output relation as

$$\tilde{y}_n[k] = \tilde{\mathcal{Q}}_k(h(t) * x(t)) + \tilde{\eta}[k], \quad \forall -nf_s T_q < k \leq nf_s T_q,$$

where $\{\tilde{\eta}[k]\}$ are now i.i.d. Gaussian random variables each of unit variance. Denote by $\tilde{q}(t_k, \tau)$ the equivalent impulse response of this new system. The truncated output autocorrelation function $\mathcal{R}_{\tilde{q}}^n$ can be given as $(\mathcal{R}_{\tilde{q}}^n)_{k,l} = \mathcal{R}_{\tilde{q}}(t_k, t_l) = \int_{-\infty}^{\infty} \tilde{q}(t_k, \tau) \tilde{q}^*(t_l, \tau) d\tau$, which can be derived as

$$\mathcal{R}_{\tilde{q}}^n = (\mathcal{R}_q^n)^{-\frac{1}{2}} \mathcal{R}_{hq}^n (\mathcal{R}_q^n)^{-\frac{1}{2}}.$$

While both \mathcal{R}_q^n and \mathcal{R}_{hq}^n are Toeplitz matrices, $\mathcal{R}_{\tilde{q}}^n$ is in general not a Toeplitz matrix. Utilizing asymptotic equivalence in Toeplitz matrix theory [40], we can show that $\mathcal{R}_{\tilde{q}}^n$ is asymptotically equivalent to a block-Toeplitz matrix generated by the Fourier series

$$\mathcal{F}(\mathcal{R}_q^{-\frac{1}{2}}) \mathcal{F}(\mathcal{R}_{hq}) \mathcal{F}(\mathcal{R}_q^{-\frac{1}{2}}) = (\mathbf{F}_q \mathbf{F}_q^*)^{-\frac{1}{2}} \mathbf{F}_q \mathbf{F}_h \mathbf{F}_h^* \mathbf{F}_q^* (\mathbf{F}_q \mathbf{F}_q^*)^{-\frac{1}{2}}.$$

The capacity of the sampled channel with an optimal water level ν_p can now be calculated as

$$\begin{aligned} C^{\mathcal{P}}(f_s, P) &= \lim_{n \rightarrow \infty} \frac{1}{2nT_q} \sum_{i=1}^{2nf_s T_q} \frac{1}{2} [\log(\nu_p \lambda_i(\mathcal{R}_{\tilde{q}}^n))]^+ \\ &= \frac{1}{2\pi T_q} \int_{-\pi}^{\pi} \sum_{i=1}^{f_s T_q} \frac{1}{2} \left[\log \left(\nu_p \lambda_i \left\{ (\mathbf{F}_q \mathbf{F}_q^*)^{-\frac{1}{2}} \mathbf{F}_q \mathbf{F}_h \mathbf{F}_h^* \mathbf{F}_q^* (\mathbf{F}_q \mathbf{F}_q^*)^{-\frac{1}{2}} \right\} \right) \right]^+ d\omega \\ &= \int_{-f_q/2}^{f_q/2} \sum_{i=1}^{f_s T_q} \frac{1}{2} \left[\log \left(\nu_p \lambda_i \left\{ (\mathbf{F}_q \mathbf{F}_q^*)^{-\frac{1}{2}} \mathbf{F}_q \mathbf{F}_h \mathbf{F}_h^* \mathbf{F}_q^* (\mathbf{F}_q \mathbf{F}_q^*)^{-\frac{1}{2}} \right\} \right) \right]^+ df. \end{aligned}$$

The water level ν can be computed through the following parametric equation

$$\lim_{n \rightarrow \infty} \frac{1}{2nT_q} \sum_{i=1}^{2nf_s T_q} [\nu_p - \lambda_i(\mathcal{R}_{\tilde{q}}^n)]^+ df = P,$$

which is asymptotically equivalent to

$$\frac{1}{2\pi T_q} \int_{-\pi}^{\pi} \sum_{i=1}^{f_s T_q} \left[\nu_p - \lambda_i \left\{ (\mathbf{F}_q \mathbf{F}_q^*)^{-\frac{1}{2}} \mathbf{F}_q \mathbf{F}_h \mathbf{F}_h^* \mathbf{F}_q^* (\mathbf{F}_q \mathbf{F}_q^*)^{-\frac{1}{2}} \right\} \right]^+ d\omega = P,$$

or

$$\int_{-f_q/2}^{f_q/2} \sum_{i=1}^{f_s T_q} \left[\nu_p - \lambda_i \left\{ (\mathbf{F}_q \mathbf{F}_q^*)^{-\frac{1}{2}} \mathbf{F}_q \mathbf{F}_h \mathbf{F}_h^* \mathbf{F}_q^* (\mathbf{F}_q \mathbf{F}_q^*)^{-\frac{1}{2}} \right\} \right]^+ df = P.$$

APPENDIX E
PROOF OF LEMMA 1

Let \mathcal{G} and $\tilde{\mathcal{G}}$ denote respectively the operators associated with $g(t)$ and $\tilde{g}(t)$. Then,

$$\begin{aligned} \left\| \hat{\mathcal{P}}_{\mathbf{w}} \mathcal{G} \right\|_{\mathbf{F}} &\leq \left\| \hat{\mathcal{P}}_{\mathbf{w}} \tilde{\mathcal{G}} \right\|_{\mathbf{F}} + \left\| \hat{\mathcal{P}}_{\mathbf{w}} (\mathcal{G} - \tilde{\mathcal{G}}) \right\|_{\mathbf{F}} \leq \left\| \hat{\mathcal{P}}_{\mathbf{w}} \tilde{\mathcal{G}} \right\|_{\mathbf{F}} + \left\| \mathcal{G} - \tilde{\mathcal{G}} \right\|_{\mathbf{F}}, \\ \implies \left\| \hat{\mathcal{P}}_{\mathbf{w}} \mathcal{G} \right\|_{\mathbf{F}}^2 &\leq \left\| \hat{\mathcal{P}}_{\mathbf{w}} \tilde{\mathcal{G}} \right\|_{\mathbf{F}}^2 + \left\| \mathcal{G} - \tilde{\mathcal{G}} \right\|_{\mathbf{F}}^2 + 2 \left\| \tilde{\mathcal{G}} \right\|_{\mathbf{F}} \left\| \mathcal{G} - \tilde{\mathcal{G}} \right\|_{\mathbf{F}}. \end{aligned} \quad (16)$$

From (14) we can derive that

$$\left\| \mathcal{G} - \tilde{\mathcal{G}} \right\|_{\mathbf{F}} \leq \sqrt{2T\xi}.$$

Additionally, suppose that $\int_{-\infty}^{\infty} |g(t)|^2 dt \leq C_g < \infty$. Then, we have

$$\left\| \tilde{\mathcal{G}} \right\|_{\mathbf{F}} \leq \sqrt{2TC_g}.$$

This, combined with (16), immediately gives us

$$\left\| \hat{\mathcal{P}}_{\mathbf{w}} \mathcal{G} \right\|_{\mathbf{F}}^2 \leq \left\| \hat{\mathcal{P}}_{\mathbf{w}} \tilde{\mathcal{G}} \right\|_{\mathbf{F}}^2 + 2T\xi + 4T\sqrt{\xi C_g}.$$

Similar to [3, Theorem 8.4.1], we can obtain that

$$\sum_i \lambda_i = \left\| \hat{\mathcal{P}}_{\mathbf{w}} \mathcal{G} \right\|_{\mathbf{F}}^2 \quad \text{and} \quad \sum_i \tilde{\lambda}_i = \left\| \hat{\mathcal{P}}_{\mathbf{w}} \tilde{\mathcal{G}} \right\|_{\mathbf{F}}^2.$$

Therefore,

$$\begin{aligned} \frac{1}{2T} \sum_i \lambda_i - \frac{1}{2T} \sum_i \tilde{\lambda}_i &= \frac{1}{2T} \left\| \hat{\mathcal{P}}_{\mathbf{w}} \mathcal{G} \right\|_{\mathbf{F}}^2 - \frac{1}{2T} \left\| \hat{\mathcal{P}}_{\mathbf{w}} \tilde{\mathcal{G}} \right\|_{\mathbf{F}}^2 \\ &\leq \xi + 2\sqrt{\xi C_g}. \end{aligned}$$

Similarly,

$$\frac{1}{2T} \sum_i \lambda_i - \frac{1}{2T} \sum_i \tilde{\lambda}_i \geq -\xi - 2\sqrt{\xi C_g}.$$

We can also bound the sum of eigenvalues as

$$\frac{1}{2T} \sum_i \lambda_i = \frac{1}{2T} \left\| \hat{\mathcal{P}}_{\mathbf{w}} \mathcal{G} \right\|_{\mathbf{F}}^2 \leq \frac{1}{2T} \left\| \mathcal{G} \right\|_{\mathbf{F}}^2 = \int_{-\infty}^{\infty} |g(t)|^2 dt < \infty,$$

which completes the proof.

REFERENCES

- [1] Y. Chen, Y. C. Eldar, and A. J. Goldsmith, "Channel capacity under general nonuniform sampling," *to appear in IEEE International Symposium on Information theory*, July 2012.
- [2] C. E. Shannon, *A mathematical theory of communication*. Urbana: University of Illinois Press, 1949.
- [3] R. G. Gallager, *Information theory and reliable communication*. New York: John Wiley & Sons, Inc, 1968.
- [4] W. Hirt and J. Massey, "Capacity of the discrete-time Gaussian channel with intersymbol interference," *IEEE Transactions on Information Theory*, vol. 34, no. 3, pp. 38–38, May. 1988.
- [5] M. Medard, "The effect upon channel capacity in wireless comms of perfect and imperfect knowledge of the channel," *IEEE Trans. on Info Theory*, vol. 46, no. 3, pp. 933–946, May. 2000.
- [6] M. Medard and R. G. Gallager, "Bandwidth scaling for fading multipath channels," *IEEE Transactions on Information Theory*, vol. 48, no. 4, pp. 840–852, Apr. 2002.
- [7] P. Bello, "Characterization of randomly time-variant linear channels," *IEEE Transactions on Communications Systems*, vol. 11, no. 4, pp. 360–393, Dec. 1963.
- [8] E. Biglieri, J. Proakis, and S. Shamai, "Fading channels: information-theoretic and communication aspects," *IEEE Transactions on Information Theory*, vol. 44, no. 6, pp. 2619–2692, Oct. 1998.
- [9] G. D. Forney and G. Ungerboeck, "Modulation and coding for linear Gaussian channels," *IEEE Transactions on Information Theory*, vol. 44, no. 6, pp. 2384–2415, Oct 1998.
- [10] E. N. Gilbert, "Increased information rate by oversampling," *IEEE Trans. on Information Theory*, vol. 39, no. 6, pp. 1973–1976, Nov. 1993.
- [11] S. Shamai, "Information rates by oversampling the sign of a bandlimited process," *IEEE Transactions on Information Theory*, vol. 40, no. 4, pp. 1230–1236, Jul. 1994.
- [12] T. Koch and A. Lapidoth, "Increased capacity per unit-cost by oversampling," Sep. 2010. [Online]. Available: <http://arxiv.org/abs/1008.5393>
- [13] A. Aldroubi and K. Gröchenig, "Nonuniform sampling and reconstruction in shift-invariant spaces," *SIAM Review*, vol. 43, no. 4, pp. 585–620, 2001.
- [14] R. M. Yeung, *An Introduction to Nonharmonic Fourier Series*. Academic Press, 2001.
- [15] K. Grochenig, "Reconstruction algorithms in irregular sampling," *Mathematics of Computation*, vol. 59, no. 199, pp. 181–194, Jul. 1992.
- [16] H. G. Feichtinger and K. Grochenig, "Theory and practice of irregular sampling," *Wavelets – Mathematics and Applications*, pp. 305–363, 1993.
- [17] A. Beurling, *The Collected Works of Arne Beurling. Vol. 1, Complex Analysis*. Boston: Birkhauser, 1989.
- [18] A. Jerri, "The Shannon sampling theorem: Its various extensions and applications: A tutorial review," *Proceedings of the IEEE*, vol. 65, no. 11, pp. 1565–1596, Nov. 1977.
- [19] P. L. Butzer and R. L. Stens, "Sampling theory for not necessarily band-limited functions: A historical overview," *SIAM Review*, vol. 34, no. 1, pp. 40–53, 1992.
- [20] Y. C. Eldar and T. Michaeli, "Beyond bandlimited sampling," *IEEE Signal Processing Magazine*, vol. 26, no. 3, pp. 48–68, May. 2009.
- [21] H. Landau, "Necessary density conditions for sampling and interpolation of certain entire functions," *Acta Mathematica*, vol. 117, pp. 37–52, 1967.

- [22] C. Herley and P. W. Wong, "Minimum rate sampling and reconstruction of signals with arbitrary frequency support," *IEEE Transactions on Information Theory*, vol. 45, no. 5, pp. 1555 –1564, Jul. 1999.
- [23] R. Venkataramani and Y. Bresler, "Optimal sub-Nyquist nonuniform sampling and reconstruction for multiband signals," *IEEE Transactions on Signal Processing*, vol. 49, no. 10, pp. 2301 –2313, Oct. 2001.
- [24] E. Candes, J. Romberg, and T. Tao, "Robust uncertainty principles: exact signal reconstruction from highly incomplete frequency information," *IEEE Transactions on Information Theory*, vol. 52, no. 2, pp. 489–509, Feb. 2006.
- [25] D. L. Donoho, "Compressed sensing," *IEEE Transactions on Information Theory*, vol. 52, no. 4, pp. 1289 –1306, April 2006.
- [26] M. Mishali and Y. C. Eldar, "From theory to practice: Sub-Nyquist sampling of sparse wideband analog signals," *IEEE Journal of Selected Topics in Signal Processing*, vol. 4, no. 2, pp. 375 –391, Apr. 2010.
- [27] T. Blu, P.-L. Dragotti, M. Vetterli, P. Marziliano, and L. Coulot, "Sparse sampling of signal innovations," *IEEE Signal Processing Magazine*, vol. 25, no. 2, pp. 31 –40, Mar. 2008.
- [28] K. Gedalyahu, R. Tur, and Y. Eldar, "Multichannel sampling of pulse streams at the rate of innovation," *IEEE Transactions on Signal Processing*, vol. 59, no. 4, pp. 1491 –1504, April 2011.
- [29] M. Gastpar and Y. Bresler, "On the necessary density for spectrum-blind nonuniform sampling subject to quantization," *IEEE International Conference on Acoustics, Speech, and Signal Processing*, vol. 1, pp. 348 –351 vol.1, 2000.
- [30] T. Berger, *Nyquist's Problem in Data Transmission Theory*. Cambridge: PhD dissertation, Harvard University, Dec. 1965.
- [31] Y. Chen, Y. C. Eldar, and A. J. Goldsmith, "Shannon meets Nyquist: capacity limits of sampled analog channels," *submitted to IEEE Transactions on Information Theory*, September 2011. [Online]. Available: <http://arxiv.org/abs/1109.5415>
- [32] A. Papoulis, "Generalized sampling expansion," *IEEE Trans on Circuits and Systems*, vol. 24, no. 11, pp. 652 – 654, Nov 1977.
- [33] A. F. Molisch, *Wireless Communications (2ed)*. Wiley, 2011.
- [34] O. Christensen, *An Introduction to Frames and Riesz Bases*. Birkhauser, 2003.
- [35] R. G. Gallager, *Introductory Functional Analysis with Applications*. Wiley, 1989.
- [36] J. Yen, "On nonuniform sampling of bandwidth-limited signals," *IRE Transactions on Circuit Theory*, vol. 3, no. 4, pp. 251 – 257, Dec. 1956.
- [37] Y. C. Eldar and A. V. Oppenheim, "Filterbank reconstruction of bandlimited signals from nonuniform and generalized samples," *IEEE Transactions on Signal Processing*, vol. 48, no. 10, pp. 2864 –2875, Oct. 2000.
- [38] P. Tilli, "Singular values and eigenvalues of non-Hermitian block Toeplitz matrices," *Linear Algebra and its Applications*, vol. 272, no. 1-3, pp. 59 – 89, 1998.
- [39] M. I. Kadec, "The exact value of the Paley-Wiever constant," *Soviet Math. Dokl.*, pp. 559 – 561, 1964.
- [40] R. Gray, *Toeplitz and circulant matrices: A review*, ser. Foundations and Trends in Communications and Information Theory. NOW Publisher, 2006, vol. 2, no. 3.