

Establishing homogeneity of the universe in the shadow of dark energy

Chris Clarkson

*Astrophysics, Cosmology & Gravity Centre, and,
Department of Mathematics and Applied Mathematics, University of Cape Town,
Rondebosch 7701, South Africa. chris.clarkson@uct.ac.za*

(Dated: 16 April 2012)

Assuming the universe is spatially homogeneous on the largest scales lays the foundation for almost all cosmology. This idea is based on the Copernican principle, that we are not at a particularly special place in the universe. Surprisingly, this philosophical assumption has yet to be rigorously demonstrated independently of the standard paradigm. This issue has been brought to light by cosmological models which can potentially explain apparent acceleration by spatial inhomogeneity rather than dark energy. These models replace the temporal fine tuning associated with Λ with a spatial fine tuning, and so violate the Copernican assumption. While it seems unlikely that such models can really give a realistic solution to the dark energy problem, they do reveal how poorly constrained radial inhomogeneity actually is. So the bigger issue remains: How do we robustly test the Copernican principle independently of dark energy or theory of gravity?

Contents

I. Introduction	2
II. Models without homogeneity as an alternative to dark energy	4
A. From isotropic observables to isotropy of space	4
B. Cosmology with spherical symmetry	5
C. Background observables	6
D. The small-scale CMB & H_0	7
E. Scattering of the CMB	9
F. Big Bang Nucleosynthesis and the Lithium problem	11
G. The BAO	11
H. Density perturbations	13
I. The Copernican problem: Constraints on the distance from the centre	15
J. Summary and interpretation of inhomogeneous models	15
III. Routes to homogeneity	16
A. Isotropy of the CMB	17
B. Blackbody spectrum of the CMB	19
C. Local observations	20
D. The Hubble rate on the past lightcone	21
E. Ages: absolute and relative	22
F. Does ‘almost’ isotropy imply ‘almost’ homogeneity?	22
IV. Null hypotheses for FLRW and tests for the Copernican principle	24
A. Tests for the concordance model	24
B. Tests for FLRW geometry	25
1. Hubble rate(s) and ages	25
2. Curvature test	26
3. CMB	27
C. Probing homogeneity in the early universe.	28
V. Conclusions	29
Acknowledgments	31
Covariant formulation of the field equations	31
References	34

I. INTRODUCTION

The standard model of cosmology is fabulous in its simplicity: based on linear perturbations about a spatially homogeneous and isotropic background model, it can easily account for just about all observations which probe a vast range of scales in space and time with a small handful of parameters. The bigger picture which emerges is of a model with an exponential expansion rate for much of the evolution of the universe, caused by the inflaton at the beginning and dark energy at the end. We are anthropically selected to live in the small era between these phases where structure forms and interesting things happen. Yet the physical matter which drives these accelerating periods is not understood at all in a fundamental sense. Until they are, the standard model is unfortunately phenomenological in this critical aspect. Because of this, the anthropic fine tuning seems perverse: the cosmological constant, at odds with its ‘expected’ value by some 120 orders of magnitude, has an energy density ρ_Λ today about the same as that of matter ρ_m , despite the fact that the ratio of these grows with the volume of space: $\rho_\Lambda/\rho_m \sim a^3 \sim 1$. We are living through a phase transition (Fig. 1). Why?

The problem of understanding the physical origin and value of the cosmological constant is leading us to reconsider some of the foundational aspects of cosmological model building more carefully. In particular, it is an important fact that, at the moment, the spatial homogeneity of the universe when smoothed on equality scales exists by assumption, and is not yet an observationally proven fact established outside the paradigm of the standard model – which includes dark energy. Given this uncertainty, so-called void models can explain the observed distance modulus utilising a spatially varying energy density, Hubble rate and curvature on Gpc scales, without any unusual physical fields at late times [2–113]. The indication is that models which are homogeneous at early times are incompatible with observations, as are adiabatic models with the simplest type of inhomogeneity present at early times [107, 108]. Isocurvature degrees of freedom and freedom in the initial power spectrum have not been explored in detail, however, and remain possible routes to constructing viable alternatives to Λ CDM [81, 83, 94]. They are therefore a very significant departure from the standard model if they can be made to work, and would require a dramatic reworking of standard inflation (though there are inflationary models which can produce large spherical structures – see e.g., [114, 115]). Irrespective of all this, they have actually been neglected as a serious contender for dark energy because of the anti-Copernican fine tuning that exists: we have to be within tens of Mpc of the centre of spherical symmetry of the background [21, 25, 61, 84], which implies a spatial coincidence of, roughly, $(40 \text{ Mpc}/15 \text{ Gpc})^3 \sim 10^{-8}$. This is just plain weird. However, it is not hard to imagine a bigger picture where there exist structures as large – or larger than – our Hubble scale, one of which we are just glimpsing a part of [116]. Perhaps there could be selection effects favouring stable solar systems in regions of lower dark matter density (or something), which would normalise the spatial coincidence. Who knows?

While it is still not clear whether these models can really be made a viable alternative to dark energy, these models have brought into focus important questions: *Is the universe spatially homogeneous and isotropic when viewed on the largest scales?* Perhaps we really have shown this already? If so, to what level of confidence?

The applicability of the Friedmann-Lemaître-Robertson-Walker (FLRW) metric is the underlying axiom from which we infer dark energy exists – whether in the form of Λ , exotic matter or as a modification of GR. It is necessary, therefore, to try to demonstrate that the FLRW paradigm is correct from a purely observational point of view – without assuming it a priori, and preferably independently of the field equations. There are different issues to consider:

The Copernican Principle: We are not at a special location in the universe.

The Cosmological Principle: Smoothed on large enough scales the universe is spatially homogeneous and isotropic.

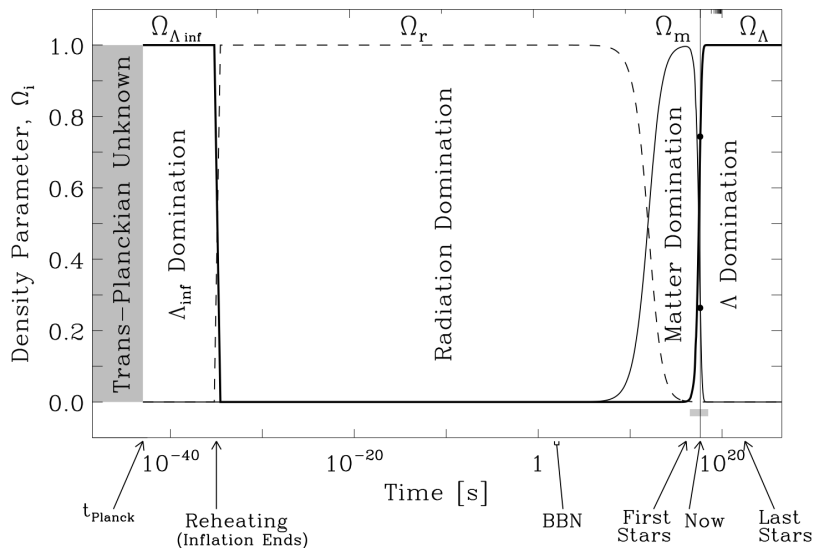


FIG. 1: The coincidence problem: why is Λ as large as it can be? Any larger and the de Sitter phase would start before structure forms. (From [1].)

A textbook formulation of the FLRW metric from these principles starts from the first then uses the high isotropy of the Cosmic Microwave Background (CMB), and approximate isotropy of local observables to conclude the second. This is correct in an exact sense, as we discuss below: e.g., if all observers measure the distance-redshift relation to be exactly isotropic, then the spacetime is exactly FLRW. The realistic case is much more subtle. A statement such as ‘if most observers find their observables consistent with a small level of anisotropy, then the metric of the universe is roughly FLRW when smoothed over a suitably large scale’ requires quite a few assumptions about spatial gradients which may or may not be realistic, and has only been theoretically argued in the case of the CMB. An additional problem here is what we mean by smoothing in a spacetime: smoothing observables is not the same as spatial smoothing, and smoothing a geometry is ill-defined and is not the same geometry one arrives at from a smoothed energy-momentum tensor (see [117, 118] for recent reviews). We shall not consider this important problem further here as it is beyond the scope of this work, and assume that the conventional definition in terms of a smooth spacetime is sufficient.

These important subtleties aside, going from the Copernican principle (CP) to the FLRW geometry seems reasonable in a wide variety of circumstances, as we discuss in detail. Consequently, establishing spatial homogeneity of the universe – and with it the existence of dark energy – can be answered if we can observationally test the Copernican assumption. However obvious it seems,¹ it is nevertheless a philosophical assumption at the heart of cosmology which should be demonstrated scientifically where possible [120].

The Copernican principle is hard to test on large (Gpc) scales simply because we view the universe effectively from one spacetime event (Fig. 2), although it can be tested locally [121]. Compounding this is the fact that it’s hard to disentangle temporal evolution from spatial variation – especially so if we do not have a separately testable model for the matter present (dark energy!). A nice way to illustrate the difficulty is to consider an alternative way of making a large-scale cosmological model. Instead of postulating a model at an early time (i.e., an FLRW model with perturbations), evolving it forwards and comparing it with observations, we can take observations directly as ‘initial data’ on our past lightcone and integrate into the interior to reconstruct our past history [45, 54, 80, 91, 122, 123]. Would this *necessarily* yield an FLRW model? What observables do we need? Under what assumptions of dark energy and theory of gravity: is a model based on general relativity which is free of dark energy a possible solution? While such a scheme is impractical in the near future, it is conceptually useful to consider cosmology as an inverse problem, and should be well-posed at least while local structure is in the linear regime.

With these ideas in mind, practical tests of the Copernican assumption can be developed. There are several basic ideas. One is to try to directly observe the universe as others see it. An alien civilisation at $z \sim 1$ who had the foresight to send us a data file with their cosmological observations would be nice, but failing that placing limits on anisotropy around distant clusters can achieve the same ends with less slime. Another is to combine observables such that we can see if the data on our past lightcone would conflict with an FLRW model in the interior. This helps formulate the Copernican principle as a null hypothesis which can in principle be refuted. A third is to see if the thermal history is the same in widely separated regions which can be used to probe homogeneity at early times [124].

This review is organised as follows. First we consider what isotropic observations tell us, and review models which violate the Copernican principle. Then we discuss general results which help us go from exact isotropy of observables to exact homogeneity of space. Finally we summarise the consistency tests available to test the FLRW assumption.




FIG. 2: A test for homogeneity. (From jesusandmo.net.)

¹ The wisdom of the crowd can give the accurate weight of a cow [119]; it would be engaging to see what this method would give us here.

II. MODELS WITHOUT HOMOGENEITY AS AN ALTERNATIVE TO DARK ENERGY

A. From isotropic observables to isotropy of space

Without assuming the Copernican Principle, we have the following isotropy result [122, 125, 126]:

[ENMSW] *Matter lightcone-isotropy* $\xrightarrow{-\text{CP}}$ *spatial isotropy*: If one observer comoving with the matter measures isotropic area distances, number counts, bulk peculiar velocities, and lensing, in an expanding dust Universe with Λ , then the spacetime is isotropic about the observer's worldline.

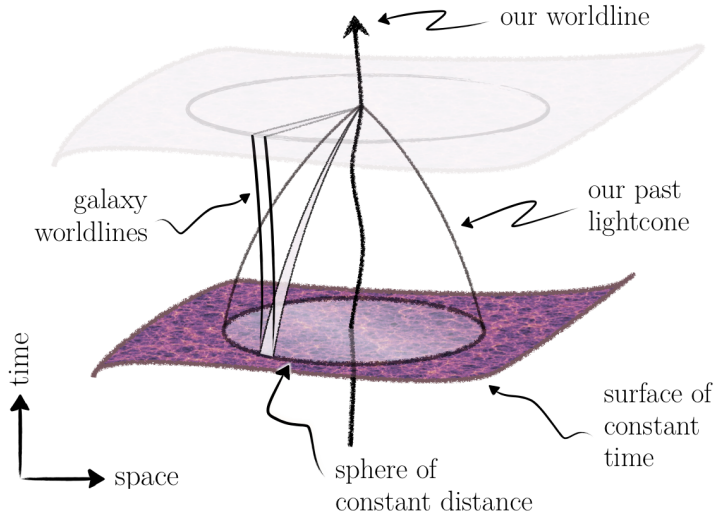


FIG. 3: The Copernican principle is hard to test because we are fixed to one event in spacetime. We make observations on our past nullcone which slices through spatial surfaces.

the initial lightcone, so that $u^y = 0$. (This is rather idealised of course, as redshift may not be monotonic, and caustics will form, and so on.) Then the matter 4-velocity and the photon wave-vector are

$$u^a = (1+z)(1, 0, V^a), \quad k_a = \partial_a w, \quad 1+z = u_a k^a, \quad (1)$$

where $V^a = dx^a/dw$ are the transverse velocity components on the observer's sky. The metric is

$$ds^2 = -A^2 dw^2 + 2Bdw dy + 2C_a dx^a dw + D^2(d\Omega^2 + L_{ab} dx^a dx^b) \quad (2)$$

$$A^2 = (1+z)^{-2} + 2C_a V^a + g_{ab} V^a V^b, \quad B = \frac{dv}{dy}, \quad (3)$$

where the expression for A^2 follows from $u_a u^a = -1$; D is the area distance, and L_{ab} determines the lensing distortion of images via the shear of light rays,

$$\hat{\sigma}_{ab} = \frac{D^2}{2B} \frac{\partial L_{ab}}{\partial y}. \quad (4)$$

The number of galaxies in a solid angle $d\Omega$ and a null distance increment dy is

$$dN = S n (1+z) D^2 B d\Omega dy, \quad (5)$$

where S is the selection function and n is the number density.

Before specializing to isotropic observations, we identify how the observations in general and in principle determine the geometry of the past light cone $w = w_0$ of here-and-now, where $y = z$:

- Area distances directly determine the metric function $D(w_0, z, x^a)$.

This is an impressive selection of observables required. Note that isotropy of (bulk) peculiar velocities seen by the observer is equivalent to vanishing proper motions (transverse velocities) on the observer's sky. Isotropy of lensing means that there is no distortion of images, only magnification.

The proof of this result requires a non-perturbative approach – there is no background to perturb around. Since the data is given on the past lightcone of the observer, we need the fully general metric, adapted to the past lightcones of the observer worldline \mathcal{C} . We define observational coordinates $x^a = (w, y, \theta, \phi)$, where $x^a = (\theta, \phi)$ are the celestial coordinates, $w = \text{const}$ are the past light cones on \mathcal{C} ($y = 0$), normalised so that w measures proper time along \mathcal{C} , and y measures distance down the light rays $(w, \theta, \phi) = \text{const}$. A convenient choice for y is $y = z$ (redshift) on the lightcone of here-and-now, $w = w_0$, and then keep y comoving with matter off

- The number counts (given a knowledge of S) determine Bn and thus, assuming a knowledge of the bias, they determine $B(w_0, z, x^a)\rho_m(w_0, z, x^a)$, where $\rho_m = \rho_b + \rho_c$ is the total matter density.
- Transverse (proper) motions in principle directly determine $V^a(w_0, z, x^b)$.
- Image distortion determines $L_{ab}(w_0, z, x^c)$. (The differential lensing matrix $\hat{\sigma}_{ab}$ is determined by L_{ab}, D, B .)

Then [125, 126]:

[ENMSW] *Lightcone observations* \implies *spacetime metric*: Observations (D, N, V^a, L_{ab}) on the past lightcone $w = w_0$ determine in principle $(g_{ab}, u^a, B\rho_m)$ on the lightcone. This is exactly the information needed for Einstein's equations to determine B, C_a on $w = w_0$, so that the metric and matter are fully determined on the lightcone. Finally, the past Cauchy development of this data determines g_{ab}, u^a, ρ_m in the interior of the past lightcone.

If we assume that observations are isotropic, then

$$\frac{\partial D}{\partial x^a} = \frac{\partial N}{\partial x^a} = V^a = L_{ab} = 0. \quad (6)$$

Momentum conservation and the yy field equation then give the following equations on $w = w_0$ [122, 125]:

$$C_a = (1+z)^{-1} \int_0^z (1+z) B_{,a} dz \quad (7)$$

$$B = \frac{dv}{dz} = 2D' \left[2 - \int_0^z (1+z)^2 D\mu_m dz \right]^{-1}, \quad (8)$$

where a prime denotes $\partial/\partial z$. These imply that $B_{,a} = 0 = C_a$, so that $\rho_{m,a} = 0$ – and hence the metric and matter are isotropic on $w = w_0$. This can only happen if the interior of $w = w_0$ is isotropic. If observations remain isotropic along \mathcal{C} , then the spacetime is isotropic.

B. Cosmology with spherical symmetry

Isotropic observations imply spherical symmetry in the presence of dust matter, leading to the Lemaître-Tolman-Bondi (LTB) model, or the ‘LLTB’ model if we include Λ . An interesting explanation for the dark energy problem in cosmology is one where the underlying geometry of the universe is significantly inhomogeneous on Hubble scales. Spacetimes used in this context are usually LTB models – so-called ‘void models’, first introduced in [2]. These models can look like dark energy because we have direct access only to data on our lightcone and so we cannot disentangle temporal evolution in the scale factor from radial variations. The main focus has been on aiming to see if these models can fit the data without Λ , thus circumventing the dark energy problem. However, they can equally be used with Λ to place constraints on radial inhomogeneity, though very little work has been done on this [87]. We shall briefly review the LTB dust models, as they illustrate the kind of observations required to constrain homogeneity.

An inhomogeneous void may be modelled as a spherically symmetric dust LTB model with metric

$$ds^2 = -dt^2 + \frac{a_{\parallel}^2(t, r)}{1 - \kappa(r)r^2} dr^2 + a_{\perp}^2(t, r)r^2 d\Omega^2, \quad (9)$$

where the radial (a_{\parallel}) and angular (a_{\perp}) scale factors are related by $a_{\parallel} = \partial(a_{\perp}r)/\partial r$. The curvature $\kappa = \kappa(r)$ is not constant but is instead a free function. The FLRW limit is $\kappa \rightarrow \text{const.}$, and $a_{\perp} = a_{\parallel}$. The two scale factors define two Hubble rates:

$$H_{\perp} = H_{\perp}(t, r) \equiv \frac{\dot{a}_{\perp}}{a_{\perp}}, \quad H_{\parallel} = H_{\parallel}(t, r) \equiv \frac{\dot{a}_{\parallel}}{a_{\parallel}}, \quad (10)$$

The analogue of the Friedmann equation in this space-time is then given by

$$H_{\perp}^2 = \frac{M}{a_{\perp}^3} - \frac{\kappa}{a_{\perp}^2}, \quad (11)$$

where $M = M(r)$ is another free function of r , and the locally measured energy density is

$$8\pi G\rho(t, r) = \frac{(Mr^3)_{,r}}{a_{\parallel}a_{\perp}^2 r^2}, \quad (12)$$

which obeys the conservation equation

$$\dot{\rho} + (2H_{\perp} + H_{\parallel})\rho = 0. \quad (13)$$

The acceleration equations in the transverse and radial directions are

$$\frac{\ddot{a}_{\perp}}{a_{\perp}} = -\frac{M}{2a_{\perp}^3} \quad \text{and} \quad \frac{\ddot{a}_{\parallel}}{a_{\parallel}} = -4\pi\rho + \frac{M}{a_{\perp}^3}. \quad (14)$$

We introduce dimensionless density parameters for the CDM and curvature, by analogy with the FLRW models:

$$\Omega_{\kappa}(r) = -\frac{\kappa}{H_{\perp 0}^2}, \quad \Omega_m(r) = \frac{M}{H_{\perp 0}^2}, \quad (15)$$

using which, the Friedmann equation takes on its familiar form:

$$\frac{H_{\perp}^2}{H_{\perp 0}^2} = \Omega_m a_{\perp}^{-3} + \Omega_{\kappa} a_{\perp}^{-2}, \quad (16)$$

so $\Omega_m(r) + \Omega_{\kappa}(r) = 1$. Integrating the Friedmann equation from the time of the big bang $t_B = t_B(r)$ to some later time t yields the age of the universe at a given (t, r) :

$$\tau(t, r) = t - t_B = \frac{1}{H_{\perp 0}(r)} \int_0^{a_{\perp}(t, r)} \frac{dx}{\sqrt{\Omega_m(r)x^{-1} + \Omega_{\kappa}(r)}}. \quad (17)$$

We now have two free functional degrees of freedom: $\Omega_m(r)$ and $t_B(r)$, which can be specified as we wish (if the bang time function is not constant this represents a decaying mode if one tries to approximate the solution as perturbed FLRW [127]). A coordinate choice which fixes $a_{\perp}(t_0, r) = 1$ then fixes $H_{\perp 0}(r)$ from Eq. (17). A value for $H_0 = H_{\perp 0}(r=0)$ is used at this point.

The LTB model is actually also a Newtonian solution – that is, Newtonian spherically symmetric dust solutions have the same equations of motion [128]. This was demonstrated explicitly in an N-body simulation of a void [90] (see Fig. 4).

C. Background observables

In LTB models, there are several approaches to finding observables such as distances as a function of redshift [5]. We refer to [32] for details of the approach we use here. On the past light cone a central observer may write the t, r coordinates as functions of z . These functions are determined by the system of differential equations

$$\frac{dt}{dz} = -\frac{1}{(1+z)H_{\parallel}}, \quad \frac{dr}{dz} = \frac{\sqrt{1-\kappa r^2}}{(1+z)a_{\parallel}H_{\parallel}}, \quad (18)$$

where $H_{\parallel}(t, r) = H_{\parallel}(t(z), r(z)) = H_{\parallel}(z)$, etc. The area distance is given by

$$d_A(z) = a_{\perp}(t(z), r(z))r(z) \quad (19)$$

and the luminosity distance is, as usual $d_L(z) = (1+z)^2 d_A(z)$. The volume element as a function of redshift is given by

$$\frac{dV}{dz} = \frac{4\pi d_A(z)^2}{(1+z)H_{\parallel}(z)}. \quad (20)$$




FIG. 4: A void model produced by a Newtonian N-body simulation. (From [90].)

This then implies the number counts as a function of redshift, provided the bias and mass functions are known; if not, there is an important degeneracy between source evolution when trying to use number counts to measure the volume element [7, 10].

With one free function we can design models that give any distance modulus we like (see e.g., [3, 5, 7, 9, 16, 17, 19, 20, 22, 32, 39, 41, 43, 60]). In Fig. 5 we show a selection of different models which have been considered recently. Generically, those give rise to ‘void models’: with the bang time function set to zero and we choose $\Omega_m(r)$ to reproduce

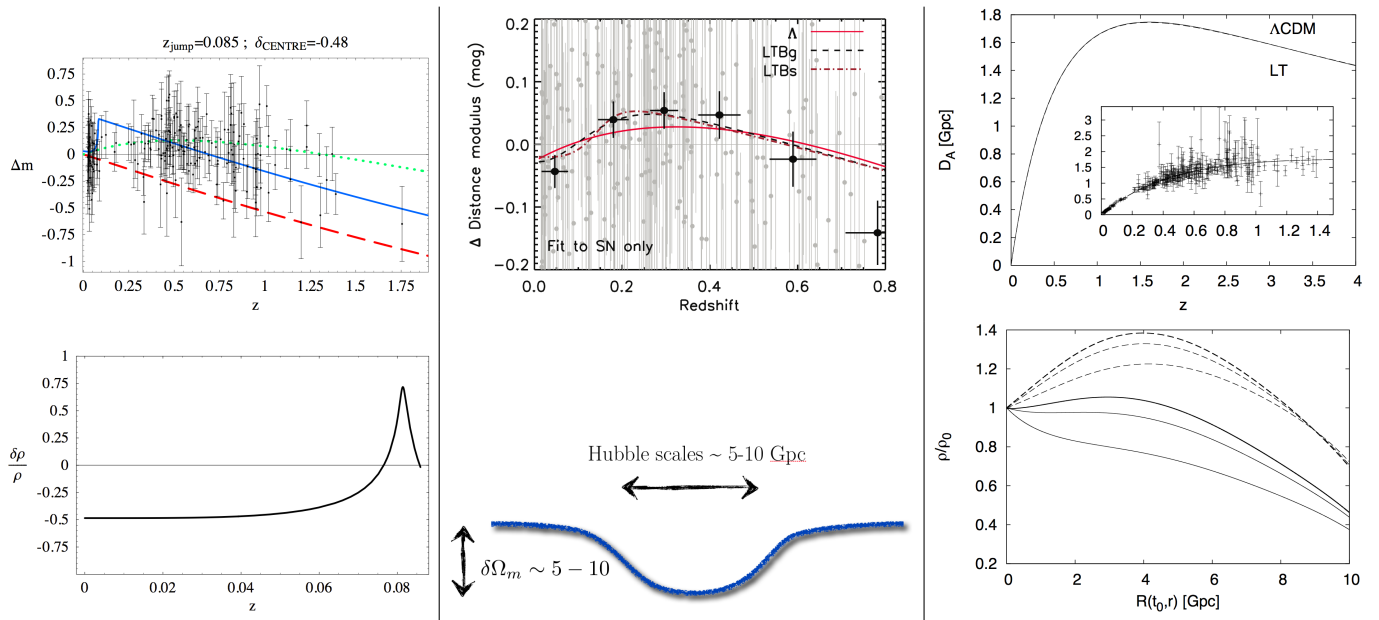


FIG. 5: LTB models have no problem fitting distance data. Left is an attempt to fit the early SNIa data of [129], using a very small void with an over-dense shell around it embedded in an EdS model, from [36]. The hope was that we could be located in the sort of voids we observe all over the place, giving a jump in the distance modulus which can then fit the SNIa. The gap in the data at intermediate redshift was filled by the SDSS SNIa [59] which ruled these out, leaving the possibility of giant voids several Gpc across with a Gaussian density profile as an alternative to Λ CDM (centre, top), with approximate dimensions shown (below). If the bang time function is non-zero then the data do not constrain the density to be a void profile (right); [55] show that a central over-density can fit the SNIa data of [130].

exactly a Λ CDM $D(z)$, then the LTB model is a void with steep radial density profile, but a Gaussian profile fits the SNIa data just as well [60].

D. The small-scale CMB & H_0

The physics of decoupling and line-of-sight effects contribute differently to the CMB, and have different dependency on the cosmological model. In sophisticated inhomogeneous models both pre- and post-decoupling effects will play a role, but Hubble-scale void models allow an important simplification for calculating the moderate to high ℓ part of the CMB.

The comoving scale of the voids which closely mimic the Λ CDM distance modulus are typically $O(\text{Gpc})$. The physical size of the sound horizon, which sets the largest scale seen in the pre-decoupling part of the power spectrum, is around 150 Mpc redshifted to today. This implies that in any causally connected patch of the Universe prior to decoupling, the density gradient is very small. Furthermore, the comoving radius of decoupling is larger than 10 Gpc, on which scale the gradient of the void profile is small in the simplest models (or can be by assumption). For example, at decoupling the total fractional difference in energy density between the centre of the void and the asymptotic region is around 10% [81]; hence, across a causal patch we expect a maximum 1% change in the energy density in the radial direction, and much less at the radius of the CMB that we observe for a Gaussian profile. This suggests that before decoupling on small scales we can model the universe in disconnected FLRW shells at different radii, with the shell of interest located at the distance where we see the CMB. This may be calculated using standard FLRW codes, but with the line-of-sight parts corrected for [48, 50]. The calculation for the high- ℓ spectrum was first presented in [48], and further developed in [50, 75, 76, 81].

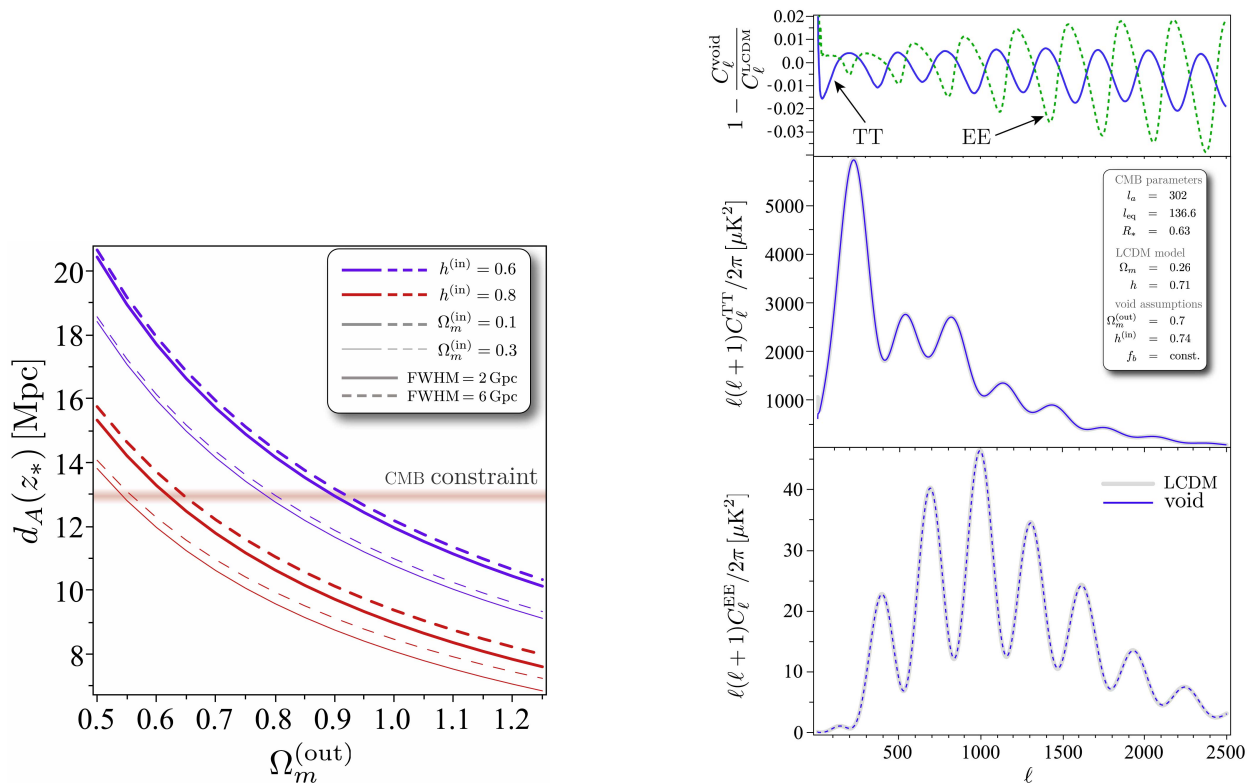


FIG. 6: Left: The area distance to $z \sim 1090$ in a Gaussian-profiled LTB void model with zero bang time. Adding bumps to the density profile changes this figure considerably. Whether the model can fit the CMB lies in the freedom of the value of H_0 for a measured T_0 and z_* . The simplest models require $h \sim 0.5$.

Right: The normalised CMB angular power spectrum. The power spectrum is shown against a default flat concordance model with zero tilt. There is nothing between the two models for high ℓ , with the maximum difference around 1%. (From [81])

For line-of-sight effects, we need to use the full void model. These come in two forms. The simplest effect is via the background dynamics, which affects the area distance to the CMB, somewhat similar to a simple dark energy model. This is the important effect for the small-scale CMB. The more complicated effect is on the largest scales through the Integrated Sachs-Wolfe effect (see [51] for the general formulas in LTB). This requires the solution of the perturbation equations presented below, and has not been addressed.

The CMB parameters (an asterisk denotes decoupling)

$$l_a = \pi \frac{d_A(z_*)}{a_* r_s(a_*)}, \quad l_{eq} = \frac{k_{eq} d_A(z_*)}{a_*} = \frac{T_*}{T_{eq}} \frac{d_A(z_*)}{H_{eq}^{-1}}, \quad R_* = \frac{3\rho_b}{4\rho_\gamma} \Big|_*, \quad (21)$$

are sufficient to characterise the key features of the first three peaks of the CMB [131, 132] (see also [133]). Within a standard thermal history, the physics that determines the first three peaks also fixes the details of the damping tail [134]. With the exception of $d_A(z_*)$, all quantities are local to the surface of the CMB that we observe.

The parameters given by Eqs. (21) separate the local physics of the CMB from the line-of-sight area distance. These parameters can be inverted to provide nearly uncorrelated constraints on $d_A(z_*)$, f_b and η . Specifying asymptotic void model parameters to give the measured value of R_* and l_a/l_{eq} , leaves just the area distance of the CMB to be adjusted to fit the CMB shift parameters. This constrains a combination of the void profile and the curvature and Hubble rate at the centre.

A final constraint arises when we integrate out along the past lightcone from the centre out to z_* . In terms of time it says that the local time at that z_* must equal the time obtained by integrating up along the timelike worldline from the big bang up to decoupling. That is,

$$t_0 - t_*(z_*) = \int_0^{z_*} \frac{dz}{1+z} (\partial_t \ln \chi)^{-1} \Big|_{\text{nullcone}}, \quad (22)$$

where $\chi(t, r) = -dt/dr$ evaluated on the past nullcone, and $t_*(z_*)$ is the local time of decoupling at the redshift

observed from the centre, which must be equal to

$$t_* = \int_{T_*}^{\infty} \frac{dT}{T} \frac{1}{H(T)}, \quad (23)$$

where the Hubble rate as a function of temperature, $H(T)$, is given locally at early times by

$$\frac{H(T)}{100 \text{ km s}^{-1} \text{ Mpc}^{-1}} = \sqrt{(\varpi_\gamma + \varpi_\nu)T^4 + \varpi_b \frac{\eta}{f_b} T^3}, \quad (24)$$

which also only has dependence on the local parameters η and f_b and with no reference to late times. We have defined the dimension-full constants

$$\varpi_\gamma = \frac{\Omega_\gamma h^2}{T_0^4} \approx \left(\frac{0.02587}{1 \text{ K}} \right)^4, \quad \varpi_\nu = \frac{\Omega_\nu h^2}{T_0^4} \approx 0.227 N_{\text{eff}} \varpi_\gamma, \quad \varpi_b = \frac{\Omega_b h^2}{\eta T_0^3} = \frac{30\zeta(3)}{\pi^4} m_p \varpi_\gamma. \quad (25)$$

Note that these have no dependence on any parameters of the model. That is, we are not free to specify the ϖ 's, apart from N_{eff} . These are derived assuming that f_b and η are constant in time. An example from [81] of how closely a void model can reproduce the CMB power spectrum found in a concordance model is shown in Fig. 6.

In [48, 50, 79], it was shown that the CMB can be very restrictive for adiabatic void models (i.e., those with $\eta = \text{const.}$ spatially at early times) when the bang time is zero, the power spectrum has no features, and the universe is assumed to evolve from a homogeneous model. We can see this as follows. For a Gaussian profiled void with $\Omega_m \sim 0.1$ at the centre, the area distance to the CMB favours a low Ω_m asymptotically, or else a low H_0 at the centre (see Fig. 6). Thus, an asymptotically flat model needs $H_0 \sim 50 \text{ km s}^{-1} \text{ Mpc}^{-1}$ to get the area distance right. Then, if the constraint, Eq. (22), is evaluated either in an LTB model, or by matching on to an FLRW model, it is found that the asymptotic value of the density parameter must be high. Thus, in this approximation, we see that the CMB favours models with a very low H_0 at the centre to place the CMB far enough away. The difficulty fitting the CMB may therefore be considered one of fitting the local value H_0 [79], which is quite high. However, [50] showed that with a varying bang time, the data for H_0 , SNIa and CMB can be simultaneously accommodated. This is because the constraint, Eq. (22), must be modified by adding a factor of the difference between the bang time at the centre with the bang time asymptotically, so releasing the key constraint on H_0 .

It was argued in [81] that Eq. (22) can be accommodated by an $\mathcal{O}(1)$ inhomogeneity in the radiation profile, $\eta = \eta(r)$, at decoupling which varies over a similar scale as the matter inhomogeneity – giving an ‘isocurvature’ void. The reason is because the constraint is sensitive to $t_*/t_0 \sim 10^{-5}$, which is mirrored by a sensitivity in z_* at around the 10% level when $z_* \sim 1090$. Thus [81] argue that a full two-fluid model is required in order to decisively evaluate Eq. (22) in this case and so provide accurate constraints on isocurvature voids, though it remains unknown if this gives enough freedom to raise H_0 sufficiently.

An important alternative solution, presented in [46, 94], is to add a bump to the primordial power spectrum around the equality scale. This then allows perfectly acceptable fits to the key set of observables H_0 +SNIa+CMB. This is particularly important because to produce a void model in the first place, at least one extra scale must be present during inflation (or whatever model is used) so it is unreasonable to assume a featureless power spectrum which is the case for all other studies.

Although the simplest models do not appear viable because their local H_0 is far too low [48, 50, 79], it is still an open question exactly what constraints the small-scale CMB places on a generic void solution.

E. Scattering of the CMB

The idea of using the CMB to probe radial inhomogeneity on large scales was initiated in a seminal paper by Goodman [135]. In essence, if we have some kind of cosmic mirror with which to view the CMB around distant observers we can measure its temperature there and constrain anisotropy of the CMB about them, and so constrain the type of radial inhomogeneity prevalent in void models. Observers in a large void typically have a large peculiar velocity with respect to the CMB frame, and so see a large dipole moment, as well as higher multipoles; that is, observers outside the void will see a large patch of their CMB sky distorted by the void.

There are several mechanisms by which the temperature of the CMB can be measured at points away from us. The key probe is using the Sunyaev-Zel’dovich effect [136, 137], where the CMB photons are inverse Compton scattered by hot electrons, typically in clusters. There are two effects from this: it heats up the CMB photons by increasing their frequency which distort the CMB spectrum; and it scatters photons into our line of sight which would not otherwise have been there. This changes the overall spectrum of the CMB in the direction of the scatterer because the

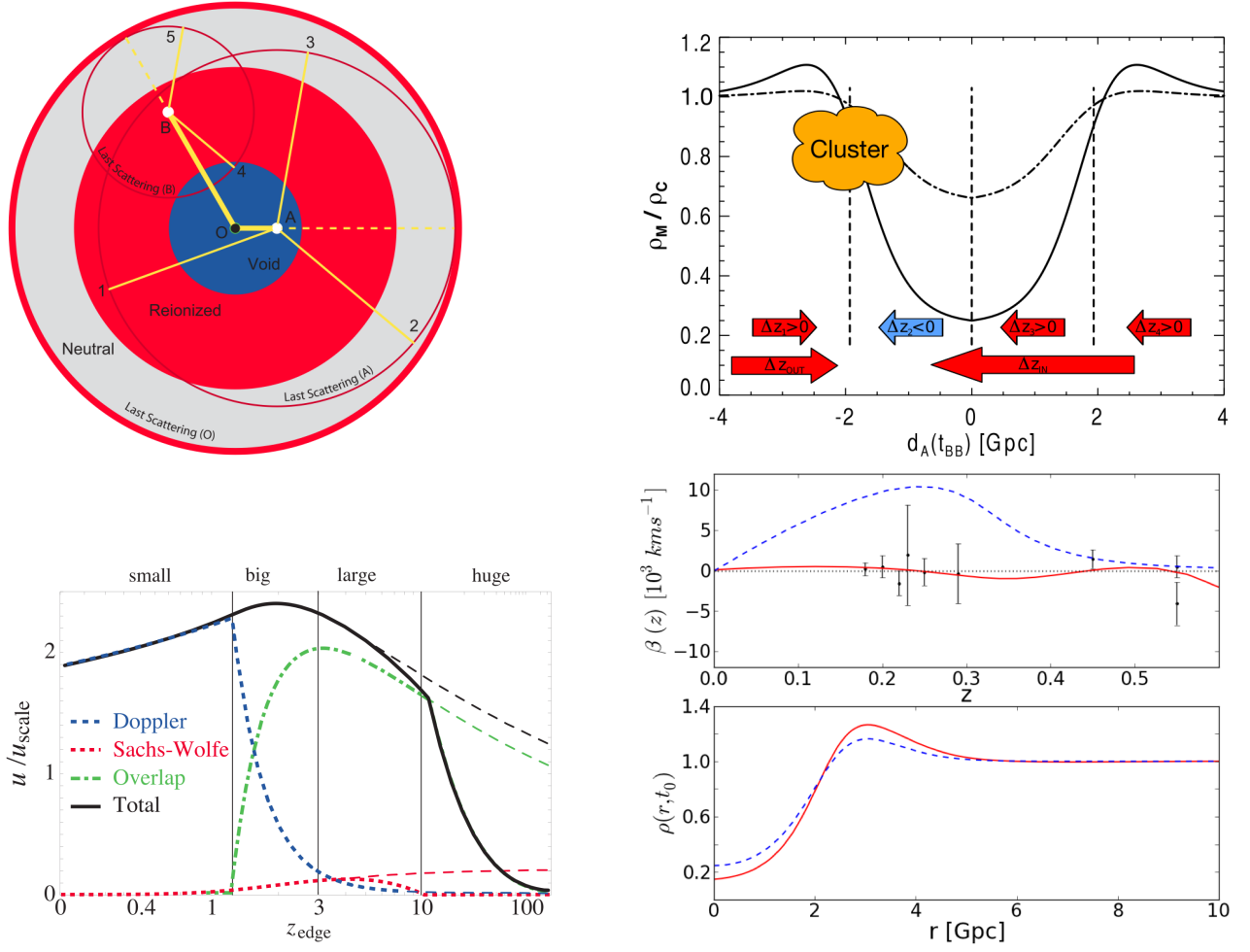


FIG. 7: Off-centre observers typically see an anisotropic CMB sky (top). This causes a large distortion in the CMB spectrum (bottom left). The kSZ effect allows us to infer the radial velocities of clusters which have a systematic drift in void models. In models with a homogeneous bang time, this is large (middle panel, right, dashed line) and already ruled out by present constraints [42, 58]; a small inhomogeneous bang time can drastically reduce this effect (middle panel, right, solid line) without changing the late time void (bottom right), and an isocurvature mode can do the same sort of thing [83]. (Figures from: left [34]; top right [42]; bottom right [107].)

primary CMB photons become mixed up with the photons from all over the scatterers' sky. If the scatterer measures an anisotropic CMB – so that their CMB temperature is different along different lines of sight – then this distorts the initially blackbody spectrum which is scattered into our line of sight. (The sum of two blackbodies at different temperature is not a blackbody.)

The altered spectrum from scattering of CMB photons into our line of sight has two main contributions. The contribution from all the anisotropies at a cluster produces a so-called y -distortion to the spectrum [34, 135, 138]. Adding up all sources, assuming single scattering results in a distortion proportional to

$$y \propto \int_0^\infty dz \frac{d\tau}{dz} \int d^2 \mathbf{n}' (1 + \mathbf{n} \cdot \mathbf{n}') \left[\frac{\Delta T}{T}(\mathbf{n}, \mathbf{n}, z) - \frac{\Delta T}{T}(\mathbf{n}', \mathbf{n}, z) \right]^2 \quad (26)$$

where $\frac{\Delta T}{T}(\mathbf{n}', \mathbf{n}, z)$ is the CMB temperature anisotropy in the direction \mathbf{n}' at the cluster located at z in direction \mathbf{n} according to the central observer. $\tau(z)$ is the optical depth. (Note that the thermal SZ effect also produces a y -distortion too, but through the monopole temperature rather than temperature anisotropies.) The other contribution is from the kinetic SZ effect. This is an effect caused by the bulk motion of a cluster relative to the CMB frame [42,

58, 83, 86, 102, 107]. An observer looking in direction \mathbf{n} then sees a temperature fluctuation

$$\frac{\Delta T(\mathbf{n})}{T_0} = \int_0^\infty dz \frac{d\tau}{dz} v_r(z) \delta_e(\mathbf{n}, z) \quad (27)$$

where δ_e is the density contrast of electrons along the line of sight. In a void model clusters will have a systematic radial velocity $v_r(z)$ which can place constraints on the model. In addition, given a primordial power spectrum and a way to evolve perturbations, the angular power spectrum associated with a continuum $\delta_e(\mathbf{n}, z)$ may be evaluated as a correction to the usual CMB C_ℓ 's.

Constraints are impressive. All studies which consider a homogeneous early universe find them severely constrained using these effects [34, 42, 58, 82, 86, 102, 135], and effectively rule out such models. However, it was shown in [107] that a bang time function with amplitude of order the decoupling time t_* can be used to tune out the kSZ signal by fine tuning the peculiar velocity on the past lightcone. Removing the off-centre dipole in this way will weaken y -distortion constraints as well. They found, however, that models which did this could not fit the CMB+ H_0 constraints which requires a Gyr-amplitude bang time in their analysis. (Such a large amplitude bang time induces a huge y -distortion which is ruled out in FLRW [108].) It was argued in [81, 83] that because the temperature of decoupling is not in general spatially constant that this should also be used to investigate these constraints, and will weaken them considerably; in this interpretation these constraints are really measurements of $f_b(r)$ and $\eta(r)$. Finally, the integrated kSZ constraints [86, 102] rely on structure formation and an unknown radial power spectrum, and so have these additional degrees of freedom and problems to consider.

Nevertheless, scattering of the CMB provides stringent constraints on the simplest voids, and show that for a void model to be a viable model of dark energy it will have to have inhomogeneity present at early times as well. Furthermore, if one is to tune a model to have vanishing dipole on the past lightcone of the central observer, this will typically be possible only for one lightcone, and hence for one instant for the central observer. This will add further complications to the fine tuning problems of the models.

F. Big Bang Nucleosynthesis and the Lithium problem

Big-Bang nucleosynthesis (BBN) is the most robust probe of the first instants of the post-inflationary Universe. After three minutes, the lightest nuclei (mainly D, ^3He , ^4He , and ^7Li) were synthesised in observationally significant abundances [141, 143]. Observations of these abundances provide powerful constraints on the primordial baryon-to-photon ratio $\eta = n_b/n_\gamma$, which is constant in time during adiabatic expansion. In the ΛCDM model, the CMB constrains $\eta_{\text{CMB}} = 6.226 \pm 0.17 \times 10^{-10}$ [143] at a redshift $z \sim 1100$. Observations of high redshift low metallicity quasar absorbers tells us $\text{D}/\text{H} = (2.8 \pm 0.2) \times 10^{-5}$ [142] at $z \sim 3$, which in standard BBN leads to $\eta_D = (5.8 \pm 0.3) \times 10^{-10}$, in good agreement with the CMB constraint. In contrast to these distant measurements at $z \sim 10^3$ and $z \sim 3$, primordial abundances at $z = 0$ are either very uncertain (D and ^3He), not a very sensitive baryometer (^4He), or, most importantly, in significant disagreement with these measurements – ^7Li . To probe the BBN yield of ^7Li , observations have concentrated on old metal-poor stars in the Galactic halo or in Galactic globular clusters. The ratio between η_{Li} derived from ^7Li at $z = 0$ and η_D derived from D at $z \sim 3$ is found to be $\eta_D/\eta_{\text{Li}} \sim 1.5$. Within the standard model of cosmology, this anomalously low value for η_{Li} disagrees with the CMB derived value by up to $5\text{-}\sigma$ [139].

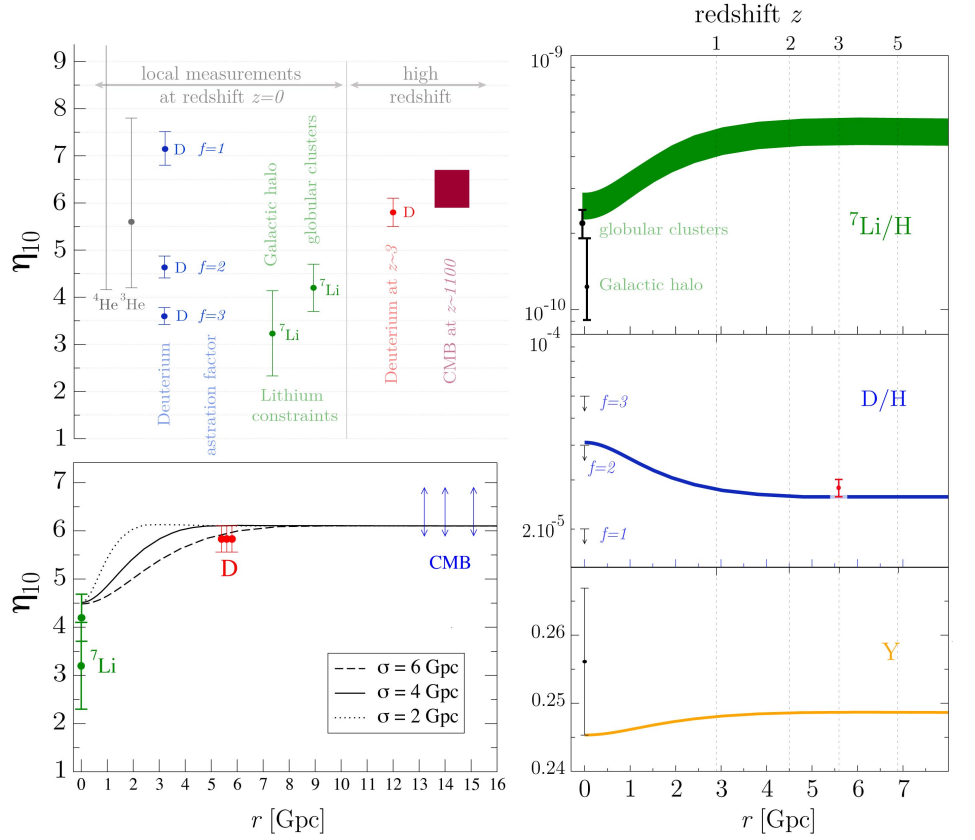
A local value of $\eta \sim 4 - 5 \times 10^{-10}$ is consistent with all the measurements of primordial abundances at $z = 0$, however (see top left panel in Fig. 8). The disagreement with high-redshift CMB and D data (probing η at large distances) shows up only when η is assumed to be homogeneous on super-Hubble scales at BBN, as in standard cosmology. An inhomogeneous radial profile for η can thus solve the ^7Li problem, shown in Fig. 8 [75].

G. The BAO

During the process of recombination, when Compton scattering of the electrons and photons becomes low enough the baryons become freed from the photons. This ‘drag epoch’, when the baryons are no longer dragged by the photons, happens at a temperature T_d . The size of the sound horizon at this time is consequently imprinted as a bump in the two-point correlation function of the matter at late times. Assuming an FLRW evolution over the scale of the horizon at this time, this the proper size of the sound horizon at the drag epoch is approximately given by (assuming $N_{\text{eff}} = 3.04$)

$$d_s = \frac{121.4 \ln(2690 f_b / \eta_{10})}{\sqrt{1 + 0.149 \eta_{10}^{3/4}}} \left[\frac{1 \text{ K}}{T_d(f_b, \eta_{10})} \right] \text{ Mpc}, \quad (28)$$

FIG. 8: Top left are recent constraints on $\eta_{10} = 10^{10}\eta$ from different observations. Constraints from ${}^7\text{Li}$ observations [139] in Galactic globular clusters and Galactic halo are shown separately, alongside ${}^4\text{He}$ [140] and ${}^3\text{He}$ [141]. These agree with each other if $\eta_{10} \sim 4.5$. On the other hand, D observations at high redshift (red) [142] and CMB require $\eta_{10} \simeq 6$. Bottom left we show how a varying radial profile for η_{10} (from ~ 4.5 at the centre to ~ 6 asymptotically) can fit all the observational constraints, for differing inhomogeneity scales. On the right are the nuclei abundances as a function of z in an example model. This model may be considered an ‘isocurvature void’ model. (From [75].)



which is converted from [144] to make it purely local. In an FLRW model, this scale simply redshifts, and so can be used as a standard ruler at late times. In a void model, it shears into an axisymmetric ellipsoid through the differing expansion rates H_{\parallel} and H_{\perp} . The proper lengths of the axes of this ellipse, when viewed from the centre, are given by

$$L_{\parallel}(z) = d_s \frac{a_{\parallel}(z)}{a_{\parallel}(t_d, r(z))} = \frac{\delta z(z)}{(1+z)H_{\parallel}(z)}, \quad L_{\perp}(z) = d_s \frac{a_{\perp}(z)}{a_{\perp}(t_d, r(z))} = d_A(z)\delta\theta(z), \quad (29)$$

where the redshift increment $\delta z(z)$ and angular size $\delta\theta(z)$ are the corresponding observables.

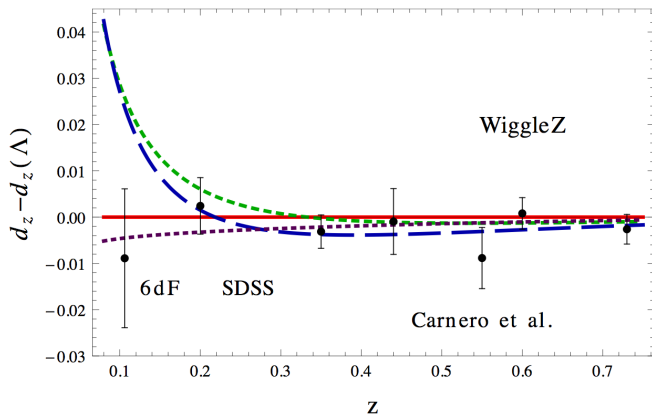


FIG. 9: The BAO distance measure $d_z = (\delta\theta^2\delta z/z)^{1/3}$ shown compared to a Λ CDM model. The green and blue dashed lines are void models, whereas the purple and red lines are FLRW models. Clearly, the low redshift data favours FLRW over these models. (From [112].)

Even without this shearing effect, the BAO can be used to constrain void models because it can be used to measure $H(z)$ through the ‘volume distance’:

$$D_V = \left[\frac{z d_A^2}{H_{\parallel}(z)} \right]^{1/3}. \quad (30)$$

This quantity is given directly by current surveys.

Thus, compared to $d_A(z)$ from SNIa, the BAO provide a complementary measurement of the geometry of the model, and in particular provide a probe of $H(z)$. For the simplest types of voids with zero bang time and no isocurvature modes, the BAO are strongly in tension with the SNIa data [48, 49, 79, 82, 112] – see Fig. 9. Note that this assumes there are no complications from the evolution of perturbations, and that scales evolve independently. While this is the case in FLRW, it is not in LTB where curvature gradients are present. Whether this is important to the analysis is yet to be shown (see below).

While the BAO are indeed a restrictive test, it is clear that the constraints can easily be circumvented in the same way as the CMB. The bang time function can be used to free the constraint because it can be used to fix $H_{\parallel}(z)$ separately from $d_A(z)$ which is not the case if it is zero. Alternatively, we can use the freedom in $f_b = f_b(r)$ and $\eta = \eta(r)$ to change d_s as a function of radial shell about the observer [81, 112]. The BAO can then be interpreted as a measurement of these parameters in different shells around us. Similarly, radial changes in the primordial power spectrum can significantly affect these results [94]. While this might require some fine tuning to shift the BAO peak [112], it is not yet clear if this is a significant issue.

H. Density perturbations

An important open problem in inhomogeneous models is the modelling of structure formation. This is important partly because it provides a means for distinguishing between FLRW and LTB. One example of where we might see an effect is in the peak in the two-point matter correlation function attributed to the Baryon Acoustic Oscillations (BAO). It has been shown that if LTB perturbations evolve as in FLRW, then BAO can be decisive in ruling out certain types of voids [48, 49]. Whether this assumption is valid however requires a full analysis of perturbations.

There have been three approaches so far:

1. Using a covariant 1+1+2 formalism which was developed for gauge-invariant perturbations of spherically symmetric spacetimes [145, 146]. The full master equations for LTB have not yet been derived, but some progress has been made in the ‘silent’ approximation, neglecting the magnetic part of the Weyl tensor [40, 72].
2. Using a 2+2 covariant formalism [147, 148], developed for stellar and black hole physics. The full master equations for LTB perturbations were presented in [53] (see also [149]).
3. An N-body simulation has been used to study Newtonian perturbations of voids [90].

In FLRW cosmology, perturbations split into scalar, vector and tensor modes that decouple from each other, and so evolve independently (to first order). Such a split cannot usefully be performed in the same way in a spherically symmetric spacetime, as the background is no longer spatially homogeneous, and modes written in this way couple together. Instead, there exists a decoupling of the perturbations into two independent sectors, called ‘polar’ (or even) and ‘axial’ (or odd), which are analogous, but not equivalent, to scalar and vector modes in FLRW. These are based on how the perturbations transform on the sphere. Roughly speaking, polar modes are ‘curl’ free on S^2 while axial modes are divergence free. Further decomposition may be made into spherical harmonics, so all variables are for a given spherical harmonic index ℓ , and modes decouple for each ℓ – analogously to k -modes evolving independently on an FLRW background. A full set of gauge-invariant variables were given by [148] who showed that there exists a natural gauge – the Regge-Wheeler gauge – in which all perturbation variables are gauge-invariant (rather like the longitudinal gauge in FLRW perturbation theory). Unfortunately, the interpretation of the gauge-invariant variables is not straightforward in a cosmological setting.

Most of the interesting physics happens in the polar sector, so we will discuss that case, following [53]. The general form of polar perturbations of the metric can be written, in Regge-Wheeler gauge, as

$$ds^2 = -[1 + (2\eta - \chi - \varphi)Y]dt^2 - \frac{2a_{\parallel}\zeta Y}{\sqrt{1 - \kappa r^2}}dtdr + [1 + (\chi + \varphi)Y] \frac{a_{\parallel}^2 dr^2}{(1 - \kappa r^2)} + a_{\perp}^2 r^2 (1 + \varphi Y) d\Omega^2, \quad (31)$$

where $\eta(t, r)$, $\chi(t, r)$, $\varphi(t, r)$ and $\zeta(t, r)$ are gauge-invariant variables. The notation here is such that a variable times the spherical harmonic Y has a sum over ℓ, m , e.g., $\varphi Y = \sum_{\ell=0}^{\infty} \sum_{m=-\ell}^{m=+\ell} \varphi_{\ell m}(x^A) Y_{\ell m}(x^a)$, where x^a are coordinates on S^2 , and $x^A = (t, r)$. The general form of polar matter perturbations in this gauge is given by

$$u_{\mu} = \left[\hat{u}_A + \left(w \hat{n}_A + \frac{1}{2} h_{AB} \hat{u}^B \right) Y, v Y_{;a} \right], \quad \rho = \rho^{LTB} (1 + \Delta Y), \quad (32)$$

where v , w and Δ are gauge-invariant velocity and density perturbations and h_{AB} is the metric perturbation in the x^A part of the metric; a colon denotes covariant differentiation on the 2-sphere. The unit vectors in the time and radial directions are

$$\hat{u}^A = (1, 0), \quad \hat{n}^A = \left(0, \frac{\sqrt{1 - \kappa r^2}}{a_{\parallel}} \right). \quad (33)$$

The elegance of the Regge-Wheeler gauge is that the gauge-invariant metric perturbations are master variables for the problem, and obey a coupled system of PDEs which are decoupled from the matter perturbations. The matter

perturbation variables are then determined by the solution to this system. We outline what this system looks like for $\ell \geq 2$; in this case $\eta = 0$. The generalized equation for the gravitational potential is [53]:

$$\ddot{\varphi} + 4H_{\perp}\dot{\varphi} - 2\frac{\kappa}{a_{\perp}^2}\varphi = S_{\varphi}(\chi, \varsigma). \quad (34)$$

The left hand side of this equation has exactly the form of the usual equation for a curved FLRW model, except that here the curvature, scale factor and Hubble rate depend on r . On the right, S_{φ} is a source term which couples this potential to gravitational waves, χ , and generalized vector modes, ς . These latter modes in turn are sourced by φ :

$$-\ddot{\chi} + \chi'' - 3H_{\parallel}\dot{\chi} - 2W\chi' + \left[16\pi G\rho - \frac{6M}{a_{\perp}^3} - 4H_{\perp}(H_{\parallel} - H_{\perp}) - \frac{(\ell-1)(\ell+2)}{a_{\perp}^2 r^2} \right] \chi = S_{\chi}(\varsigma, \varphi), \quad (35)$$

$$\dot{\varsigma} + 2H_{\parallel}\varsigma = -\chi'. \quad (36)$$

The prime is a radial derivative defined by $X' = n^A \nabla_A X$.

The gravitational field is inherently dynamic even at the linear level, which is not the case for a dust FLRW model with only scalar perturbations. Structure may grow more slowly due to the dissipation of potential energy into gravitational radiation and rotational degrees of freedom. Since $H_{\perp} = H_{\perp}(t, r)$, $a_{\perp} = a_{\perp}(t, r)$ and $\kappa = \kappa(r)$, perturbations in each shell about the centre grow at different rates, and it is because of this that the perturbations generate gravitational waves and vector modes. This leads to a very complicated set of coupled PDEs to solve for each harmonic ℓ .

In fact, things are even more complicated than they first seem. Since the scalar-vector-tensor decomposition does not exist in non-FLRW models, the interpretation of the gauge-invariant LTB perturbation variables is subtle. For example, when we take the FLRW limit we find that

$$\varphi = -2\Psi - 2\mathcal{H}V - 2\frac{(1-\kappa r^2)}{r}h_r + \frac{1}{r^2}h^{(T)} + \left[-\mathcal{H}\partial_r + \frac{(1-\kappa r^2)}{r}\partial_r + \frac{\ell(\ell+1) - 4(1-\kappa r^2)}{2r^2} \right] h^{(TF)}, \quad (37)$$

where Ψ is the usual perturbation space potential, V is the radial part of the vector perturbation, and the h 's are invariant parts of the tensor part of the metric perturbation. Thus φ contains scalars, vectors and tensors. A similar expression for ς shows that it contains both vector and tensor degrees of freedom, while χ is a genuine gravitational wave mode, as may be seen from the characteristics of the equation it obeys. This mode mixing may be further seen in the gauge-invariant density perturbation which appears naturally in the formalism:

$$\begin{aligned} 8\pi G\rho\Delta &= -\varphi'' - 2W\varphi' + (H_{\parallel} + 2H_{\perp})\dot{\varphi} + W\chi' + H_{\perp}\dot{\chi} + \left[\frac{\ell(\ell+1)}{a_{\perp}^2 r^2} + 2H_{\perp}^2 + 4H_{\parallel}H_{\perp} - 8\pi G\rho \right] (\chi + \varphi) \\ &\quad - \frac{(\ell-1)(\ell+2)}{2a_{\perp}^2 r^2} \chi + 2H_{\perp}\varsigma' + 2(H_{\parallel} + H_{\perp})W\varsigma, \end{aligned} \quad (38)$$

where

$$W \equiv \frac{\sqrt{1-\kappa r^2}}{a_{\perp} r}. \quad (39)$$

When evaluated in the FLRW limit the mode mixing becomes more obvious still: Δ contains both vector and tensor modes, while its scalar part is

$$4\pi G a^2 \rho \Delta = \tilde{\nabla}^2 \Psi - 3\mathcal{H}\partial_r \Psi - 3(\mathcal{H}^2 - \kappa)\Psi, \quad (40)$$

which gives the usual gauge invariant density fluctuation $\delta\rho^{(GI)} \equiv \delta\rho + \partial_r \rho(B - \partial_r E)$ [150]. Here, $\tilde{\nabla}^2$ refers to the Laplacian acting on a 3-scalar. The fact that Δ is more complicated is because the gauge-invariant density perturbation includes metric degrees of freedom in its definition; gauge-invariant variables which are natural for spherical symmetry may not be natural for homogeneous backgrounds. A gauge-dependent Δ may be defined which reduces to $\delta\rho^{(GI)}$ in the FLRW subcase, but its gauge-dependence will cause problems in the inhomogeneous case.

These equations have not yet been solved in full generality. We expect different structure growth in LTB models, but it is not clear what form the differences will take. It seems reasonable to expect that the coupling between scalars, vectors and tensors will lead to dissipation in the growth of large-scale structure where the curvature gradient is largest, as it is the curvature and density gradients that lead to mode coupling. In trying to use structure formation to compare FLRW to LTB models, some care must be taken over the primordial power spectrum and whatever early universe model is used to generate perturbations – since there is a degeneracy with the primordial power spectrum and the features in the matter power spectrum.

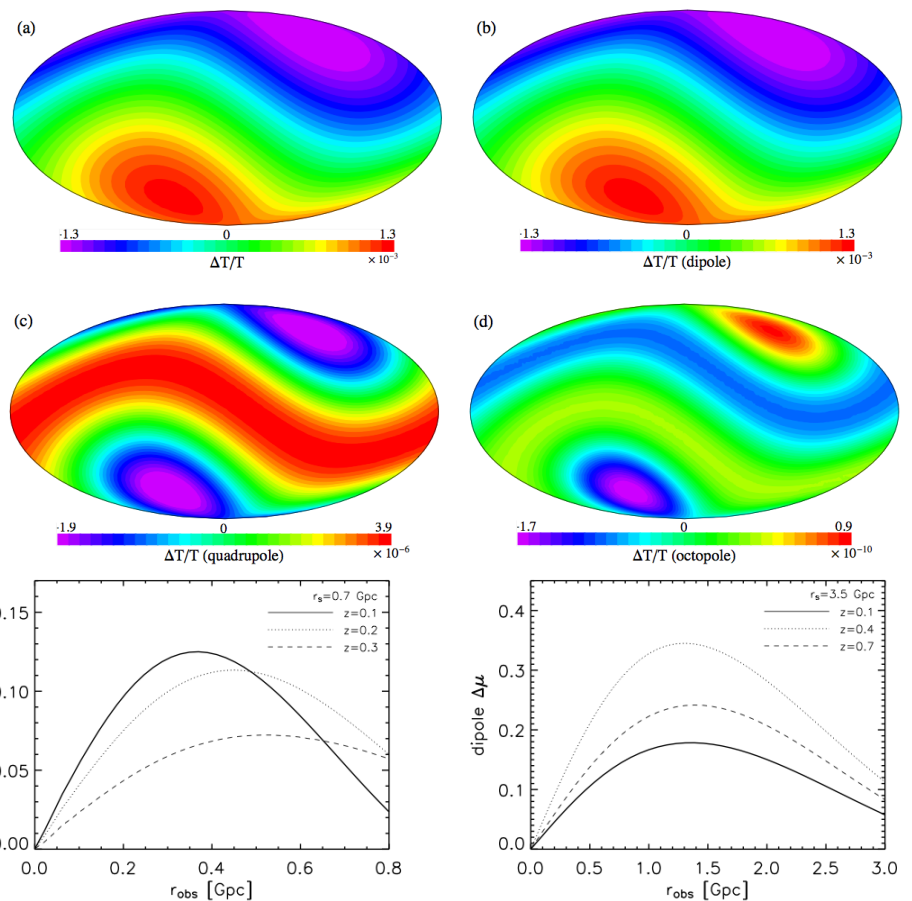


FIG. 10: Off-centre observers see anisotropy.

Top: The main contribution to the total CMB anisotropy (a) is in the form of a dipole (b) with higher-order moments suppressed (c), (d). (From [151], for an LTB model with dark energy.)

Bottom: There is also a dipole in the distance modulus, shown here for a large and small void at different redshifts. (From [61].)

I. The Copernican problem: Constraints on the distance from the centre

An off-centre observer will typically measure a large dipole in the CMB due to their peculiar velocity with respect to the CMB frame, which is non-perturbative in this context [4]. They will also measure a dipole in their local distance-redshift relation which is not due to a peculiar velocity effect nor a dipole in the Hubble law. Rather this first appears at $\mathcal{O}(z^2)$ in the distance-redshift relation through gradients in the expansion rate and the divergence of the shear – see Eq. (79) below. Combined constraints on the dipole in the SNIa data and the CMB would require us to be within $\sim 0.5\%$ of the scale radius of the void [164], without fine-tuning our peculiar velocity to cancel out some of the dipole. Others reach similar conclusions [4, 21, 25, 84].

An intriguing alternative view was presented in [79]. Although they reach the same conclusion as to how close to the centre the observer should be, they argue that if we're slightly off centre, then one would expect to see a significant bulk flow in the direction of the CMB dipole. Such a 'dark flow' has been tentatively measured [165, 166], and has not been accounted for within Λ CDM at present.

J. Summary and interpretation of inhomogeneous models

An inhomogeneous LTB void model, even if it over-simplifies nonlinear inhomogeneity at the background level, does produce some rather remarkable results. The apparent acceleration of the universe can be accounted for without dark energy, and the Lithium problem can be trivially solved. However, it seems that the simplest incarnation of such a model will not work: combining observables H_0 , SNIa and the CMB reveals considerable tension with the data, with the main problem being a low H_0 in the models [79]; add in (even rudimentary) kSZ and y -distortion constraints, and the situation is conclusive. Results from the BAO, though only indicative and not yet decisive (as they do not take into account structure formation on an inhomogeneous background), also signal considerable tension.

Each of these observables point to non-trivial inhomogeneity at early times (or Λ of course). Most models which are ruled out have the assumption of evolving from a homogeneous FLRW model. Primary observables provide much

weaker constraints if this restriction is removed, though it is still difficult to get a good fit using just the freedom of a bang time function [107]. But one can free up essentially any function which is assumed homogeneous in the standard model; in the context of inhomogeneous models, it doesn't make sense to keep them homogeneous unless we have a specific model in mind (perhaps derived from a model of inflation). Examples of such freedom include a radially varying bang time function, a radially varying primordial power spectrum (designed to have the required spectrum on 2-spheres perhaps), isocurvature degrees of freedom such as a varying baryon photon ratio or baryon fraction, and one can dream up more such as varying N_{eff} . Indeed, taken at face value the lithium problem [139] can be interpreted as a direct measurement of an inhomogeneous isocurvature mode present at BBN in this context [75] – this is actually the one observation which is potentially at odds with homogeneity. Most primordial numbers in the standard model are not understood well if at all, and if we remove slow roll inflation – as we must to make such a model in the first place – we remove significant motivation to keep them homogeneous.

This suggests an important reverse-engineering way to handle such models. If we accept that presently any *specific* inhomogeneous model is essentially pulled from thin air, then we have to conclude that what we are really trying to do is to invert observables to constrain different properties of the model in different shells around us. Though it seems rather non-predictive, without an early universe model to create a void from it is really no different from making a map of the universe's history. This inverse-problem approach has been investigated in [45, 54, 80, 91, 122, 123, 125]. The idea is to specify observational data on our past lightcone, smooth it, and integrate into the interior. Whether this inverse problem is well-conditioned or not is crucial to the success of such an approach [110]. Nevertheless, this is a valuable strategy: If we specify data on our past lightcone and integrate into the interior, does it necessarily yield an FLRW model, or are there other solutions (perhaps without dark energy)?

An important alternative view of these models is not to view them as an anti-Copernican alternative to dark energy, but rather to view them as the simplest probe of large scale inhomogeneity [106]. This is akin to considering Bianchi models as probes of large-scale anisotropy. We may therefore think of LTB models as models where we have smoothed all observables over the sky, thereby compressing all inhomogeneities into one or two radial degrees of freedom centred about us. In this interpretation, we avoid placing ourselves 'at the centre of the universe' in the standard way. Furthermore, constraints which arise by considering anisotropy around distant observers – the Goodman constraints – are perhaps removed from the equation; distant observers would see an isotropic universe too.

In this sense, these models are a natural first step in developing a fully inhomogeneous description of the universe. There is a vital caveat to this interpretation, however: we must include dark energy in the model for it to be meaningful, which is almost never done (see [87, 151, 153] for a first attempt). If we do not, then we are implicitly assuming that consequences of the averaging, backreaction and fitting problems really do lead to significant effects which solve the dark energy problem. That is, by averaging observables at some redshift over the sky we are averaging the geometry out to that redshift, which can have a non-trivial 'back-reaction' effect on our interpretation of the model [117]. This could conceivably look like dark energy in our distance calculations (perhaps even dynamically too [118]). If that were indeed the case, we could have a significant effective energy-momentum tensor which would be very different from dust, and it would not be simple to calculate observables as they would not necessarily be derivable from the metric. Hence, within this interpretation the dust LTB model would certainly be the wrong model to use. If one is to further peruse this idea, one might need to constrain deviations from homogeneity using the metric only, without resorting to the field equations at all (see [152] for further discussion).

This is nevertheless in some ways the most natural way to place constraints on inhomogeneity. Yet, if large-scale inhomogeneity were present, we shall see in the next section that within GR it is challenging – perhaps impossible – to reconcile it with the Copernican principle given the level of isotropy we observe.

III. ROUTES TO HOMOGENEITY

Considering a specific inhomogeneous solution to the EFE which violates the CP helps us consider the types of observables which can be used to demonstrate homogeneity. Ruling out classes of solutions as viable models helps test the Copernican principle provided we understand where they sit in the space of solutions, so to speak. Under what circumstances does the Copernican principle, combined with some observable, actually imply an FLRW geometry?

In the case of perfect observables and idealised conditions quite a lot is known, as we discuss below. These results are non-perturbative, and do not start from FLRW to show consistency with it. For the case of realistic observables in a lumpy universe, however, details are rather sketchy, with only one case properly considered.

Many of these results rely on the following theorem [154]:

The FLRW models: For a perfect fluid solution to the Einstein field equations where the velocity field of the fluid is geodesic, then the spacetime is FLRW if either:

- the velocity field of the source is shear-free and irrotational; or,

– the spacetime is conformally flat (i.e., the Weyl tensor vanishes).

The ‘perfect fluid source’ here refers to the total matter content and not to the individual components, and is necessarily barotropic if either of the conditions are met. So, for example, the matter could be comoving dark matter and baryons, and dark energy in the form of a scalar field with its gradient parallel to the velocity of the matter.

A. Isotropy of the CMB

What can we say if the CMB is exactly isotropic for ‘fundamental observers’? This is the canonical expected observable which intuitively should imply FLRW with the CP. It does, usually, but requires assumptions about the theory of gravity and types of matter present. The pioneering result is due to Ehlers, Geren and Sachs (1968) [155]. Without other assumptions we have:

[EGS] *Radiation isotropy* $\xrightarrow{+\text{CP}}$ *conformally stationary*: In a region, if observers on an expanding congruence u^a measure a collisionless radiation field which is isotropic, then the congruence is shear-free, and the expansion is related to the acceleration via a potential $Q = -\frac{1}{4} \ln \rho_r$: $A_a = D_a Q$, $\Theta = 3\dot{Q}$; the spacetime must be conformal to a stationary spacetime in that region.

That doesn’t tell us a great deal, but including geodesic observers changes things considerably. The original EGS work assumed that the only source of the gravitational field was the radiation, i.e., they neglected matter (and they had $\Lambda = 0$). This has been generalised over the years to include self-gravitating matter and dark energy [78, 156–161], as well as for scalar-tensor theories of gravity [162]:

[EGS+] *Radiation isotropy with dust* $\xrightarrow{+\text{CP}}$ *FLRW*: In a region, if dust observers on an expanding congruence u^a measure a collisionless radiation field which has vanishing dipole, quadrupole and octopole, and non-interacting dark energy is the form of Λ , quintessence, a perfect fluid or is the result of a scalar-tensor extension of GR, then the spacetime is FLRW in that region.

The dust observers are necessarily geodesic and expanding:

$$A_a = 0, \quad \Theta > 0. \quad (41)$$

Because the dust observers see the radiation energy flux to vanish (the dipole), u^a is the frame of the radiation also. The photon distribution function $f(x, p, E)$ in momentum space depends on components of the 4-momentum p^a along u^a , i.e., on the photon energy $E = -u_a p^a$, and, in general, the direction e^a , and may be written in a spherical harmonic expansion as (see the appendix)

$$f = \sum_{\ell=0}^{\infty} F_{A_\ell} e^{A_\ell}, \quad (42)$$

where the spherical harmonic coefficients F_{A_ℓ} are symmetric, trace-free tensors orthogonal to u^a , and A_ℓ stands for the index string $a_1 a_2 \dots a_\ell$. (In this notation, e^{A_ℓ} are a representation of the spherical harmonic functions.) The dust observers measure the first three moments of this to be zero which means

$$F_a = F_{ab} = F_{abc} = 0. \quad (43)$$

In particular, as follows from Eq. (131), the momentum density (from the dipole), anisotropic stress (from the quadrupole), and the radiation brightness octopole vanish:

$$q_r^a = \pi_r^{ab} = \Pi^{abc} = 0. \quad (44)$$

These are source terms in the anisotropic stress evolution equation, which is the $\ell = 2$ case of Eq. (137). In general fully nonlinear form, the $\pi_r^{a\nu}$ evolution equation is

$$\begin{aligned} \dot{\pi}_r^{(ab)} + \frac{4}{3} \Theta \pi_r^{ab} + \frac{8}{15} \rho_r \sigma^{ab} + \frac{2}{5} D^{(a} q_r^{b)} + 2A^{(a} q_r^{b)} - 2\omega^c \varepsilon_{cd} {}^{(a} \pi_r^{b)d} \\ + \frac{2}{7} \sigma_c {}^{(a} \pi_r^{b)c} + \frac{8\pi}{35} D_c \Pi^{abc} - \frac{32\pi}{315} \sigma_{cd} \Pi^{abcd} = 0. \end{aligned} \quad (45)$$

Eq. (44) removes all terms on the left except the third and the last:

$$\left(21\rho_r h_a^c h_b^d - 4\pi\Pi_{ab}^{cd}\right)\sigma_{cd} = 0, \quad (46)$$

which implies, since Π_{abcd} is trace-free and the first term consists of traces, shear-free expansion of the fundamental congruence:

$$\sigma_{ab} = 0. \quad (47)$$

We can also show that u^a is irrotational as follows. Together with Eq. (41), momentum conservation for radiation, i.e., Eq. (126) with $I = r$, reduces to

$$D_a \rho_r = 0. \quad (48)$$

Thus the radiation density is homogeneous relative to fundamental observers. Now we invoke the exact nonlinear identity for the covariant curl of the gradient, Eq. (104):

$$\text{curl } D_a \rho_r = -2\dot{\rho}_r \omega_a \Rightarrow \Theta \rho_r \omega_a = 0, \quad (49)$$

where we have used the energy conservation equation (125) for radiation. By assumption $\Theta > 0$, and hence we deduce that the vorticity must vanish:

$$\omega_a = 0. \quad (50)$$

Then we see from the curl shear constraint equation (118) that the magnetic Weyl tensor must vanish:

$$H_{ab} = 0. \quad (51)$$

Furthermore, Eq. (48) actually tells us that the expansion must also be homogeneous. From the radiation energy conservation equation (125), and using Eq. (44), we have $\Theta = -3\dot{\rho}_r/4\rho_r$. On taking a covariant spatial gradient and using the commutation relation Eq. (105), we find

$$D_a \Theta = 0. \quad (52)$$

Then the shear divergence constraint, Eq. (117), enforces the vanishing of the total momentum density in the matter frame,

$$q^a \equiv \sum_I q_I^a = 0 \Rightarrow \sum_I (1 + \gamma_I^2 v_I^2)(\rho_I^* + p_I^*)v_I^a = 0. \quad (53)$$

The second equality follows from Eq. (A10) in [163], using the fact that the baryons, CDM and dark energy (in the form of quintessence or a perfect fluid) have vanishing momentum density and anisotropic stress in their own frames, i.e.,

$$q_I^{*a} = 0 = \pi_I^{*ab}, \quad (54)$$

where the asterisk denotes the intrinsic quantity (see Appendix A). If we include other species, such as neutrinos, then the same assumption applies to them. Except in artificial situations, it follows from Eq. (53) that

$$v_I^a = 0, \quad (55)$$

i.e., the bulk peculiar velocities of matter and dark energy [and any other self-gravitating species satisfying Eq. (54)] are forced to vanish – all species must be comoving with the radiation.

The comoving condition (55) then imposes the vanishing of the total anisotropic stress in the matter frame:

$$\pi^{ab} \equiv \sum_I \pi_I^{ab} = \sum_I \gamma_I^2 (\rho_I^* + p_I^*) v_I^{(a} v_I^{b)} = 0, \quad (56)$$

where we used Eqs. (A11) in [163], (54) and (55). Then the shear evolution equation (113) leads to a vanishing electric Weyl tensor

$$E_{ab} = 0. \quad (57)$$

Equations (53) and (56), now lead via the total momentum conservation equation (111) and the E -divergence constraint (119), to homogeneous total density and pressure:

$$D_a \rho = 0 = D_a p. \quad (58)$$

Equations (41), (47), (51), (52), (53), (56) and (58) constitute a covariant characterisation of an FLRW spacetime. This establishes the EGS result, generalised from the original to include self-gravitating matter and dark energy. It is straightforward to include other species such as neutrinos.

The critical assumption needed for all species is the vanishing of the intrinsic momentum density and anisotropic stress, i.e., Eq. (54). Equivalently, the energy-momentum tensor for the I -component should have perfect fluid form in the I -frame (we rule out a special case that allows total anisotropic stress [161]). The isotropy of the radiation and the geodesic nature of its 4-velocity – which follows from the assumption of geodesic observers – then enforce the vanishing of (bulk) peculiar velocities v_I^a . Note that one does *not* need to assume that the other species are comoving with the radiation – it follows from the assumptions on the radiation. A similar proof can be used for scalar-tensor theories of gravity, although it is somewhat more involved [162].

It is worth noting that we do have to assume the dark matter and dark energy are non-interacting. If we do not, we cannot enforce the radiation congruence to be geodesic because the observers may not be, and one is actually left only with a very weak condition: only that the spacetime is conformally stationary [155, 160, 167].

In summary, the EGS theorems, suitably generalised to include baryons and CDM and dark energy, are the most powerful basis that we have – within the framework of the Copernican Principle – for background spatial homogeneity and thus an FLRW background model. Although this result applies only to the ‘background Universe’, its proof nevertheless requires a fully nonperturbative analysis.

B. Blackbody spectrum of the CMB

The EGS results rely only on the isotropy of the radiation field, and do not utilise its spectrum. Of course, no geometry can affect the spectrum of the CMB because the gravitational influence on photons is frequency independent (except at very high frequencies). However, the fact that the CMB is a nearly perfect blackbody tells us much about the spacetime when there are scattering events present. The Sunyaev-Zel’dovich (SZ) effect is due to the scattering of CMB photons by charged matter, and has already been shown to be a powerful tool for constraining radial inhomogeneity within the class of cosmological models constructed from the LTB solutions, as discussed in Sec. II E. It has recently been shown [168] that under idealised circumstances similar to the EGS theorems above the SZ effect can actually be used as a proof of FLRW geometry *for one observer* without requiring the Copernican principle at all, thus extending Goodman’s tests to arbitrary spacetimes [135].

[GCCB] **Isotropic blackbody CMB** $\xrightarrow{\neg \text{CP}}$ **FLRW**: An observer who sees an isotropic blackbody CMB in a universe with scattering events can deduce the universe is FLRW if either double scattering is present or they can observe the CMB for an extended period of time, assuming the CMB is emitted as a blackbody, and the conditions of the EGS theorem hold.

The observational effect of the scattering of CMB photons by baryonic matter is usually referred to in the literature as the SZ effect [136, 137], and is often divided into two different contributions; the thermal SZ effect (tSZ) [136] and the kinematic SZ effect (kSZ) [137]. The kSZ effect causes a distortion in the spectrum of the reflected light due to the anisotropy seen in the CMB sky of the scatterer, and maintains the same distribution function it had before the scattering event (all other changes being encapsulated in the tSZ). For the case of blackbody radiation this corresponds solely to a change in temperature of the scattered radiation.

Thus, an observer who sees an exactly isotropic CMB in a universe where scattering takes place, can deduce that the scatterers themselves must also see an isotropic CMB, provided that decoupling emits the CMB radiation as an exact blackbody. The proof of this relies on the fact that blackbody spectra of differing temperatures cannot be added together to give another blackbody. This mechanism therefore provides, in effect, a set of mirrors that allows us to view the CMB from different locations [135].

Is this enough to deduce FLRW geometry? Not on its own. Such an observation gives a single null surface on which observers see an isotropic CMB. This allows us to use a much weaker version of the Copernican principle than used in the EGS theorems (which assume isotropy for all observers in a 4-dimensional patch of spacetime, and deduce homogeneity only in that patch) to deduce homogeneity. For example, if all observers in a spacelike region see an isotropic blackbody CMB when scattering is present, then the spacetime must be homogeneous in the causal past of that region.

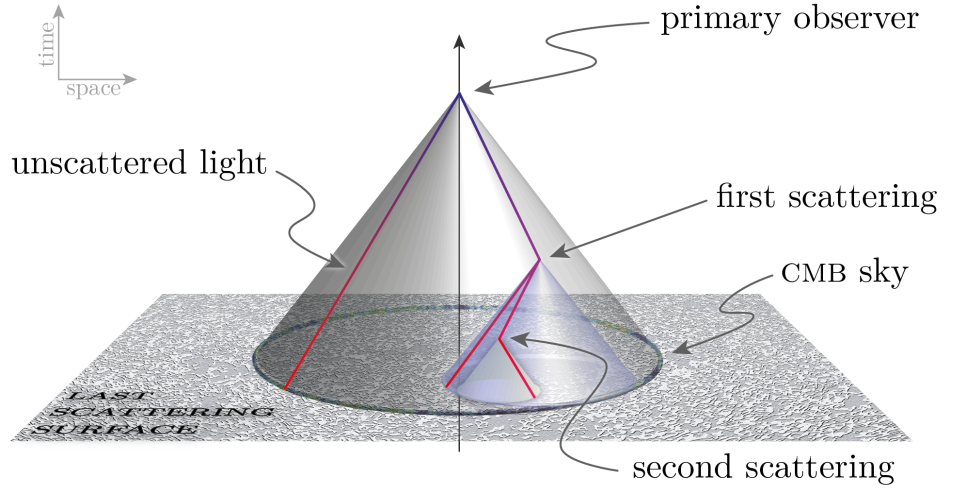


FIG. 11: The SZ effect provides information about the isotropy of the CMB sky at other points on our past lightcone. It can also provide us with information about parts of the last scattering surface that would otherwise be inaccessible to us. Multiple scattering events provide further information about the CMB sky at other points within our causal past. (From [168].)

The lone observer can say more, however [168]. If there are scattering events taking place throughout the universe, then each ‘primary scatterer’ our observer sees must also be able to deduce that scatterers on their past nullcone see an isotropic CMB, or else their observations of a blackbody spectrum would be distorted. Consequently, the spacetime must be filled with observers seeing an isotropic CMB, and one can then use the EGS theorems to deduce FLRW geometry. Hence, under highly idealised conditions, a single observer at a single instant can deduce FLRW geometry within their past lightcone. Alternatively, the observer could wait for an extended period until their past nullcone sweeps out a 4-D region of spacetime. If no kSZ effect is measured at any time, then they can infer that their entire causal past must also be FLRW.

C. Local observations

Instead of using the CMB, local isotropy of observations can also provide a route to homogeneity. Adopting the Copernican Principle, it follows from the ‘lightcone-isotropy implies spatial isotropy’ theorem that if all observers see isotropy then the spacetime is isotropic about all galactic worldlines – and hence spacetime is FLRW.

Matter lightcone-isotropy $\xrightarrow{+CP}$ **FLRW**: In an expanding dust region with Λ , if all fundamental observers measure isotropic area distances, number counts, bulk peculiar velocities, and lensing, then the spacetime is FLRW.

In essence, this is the Cosmological Principle, but derived from observed isotropy and not from assumed spatial isotropy. Note the significant number of observable quantities required. Using the CP, we can actually give a much stronger statement than this, based only on distance data. An important though under-recognised theorem due to Hasse and Perlick tells us that [169]

[HP] Isotropic distances $\xrightarrow{+CP}$ **FLRW**: If all fundamental observers in an expanding spacetime region measure isotropic area distances up to third-order in a redshift series expansion, then the spacetime is FLRW in that region.

The proof of this relies on performing a series expansion of the distance-redshift relation in a general spacetime, using the method of Kristian and Sachs [170], and looking at the spherical harmonic multipoles order by order. We illustrate the proof in the 1+3 covariant approach (in the case of zero vorticity). Performing a series expansion in redshift of the distance modulus, we have, in the notation of [171],

$$m - M - 25 = 5 \log_{10} z - 5 \log_{10} K^a K^b \nabla_a u_b \Big|_o + \frac{5}{2} \log_{10} e \left\{ \left[4 - \frac{K^a K^b K^c \nabla_a \nabla_b u_c}{(K^d K^e \nabla_d u_e)^2} \right]_o z - \left[2 + \frac{R_{ab} K^a K^b}{6(K^c K^d \nabla_c u_d)^2} - \frac{3(K^a K^b K^c \nabla_a \nabla_b u_c)^2}{4(K^d K^e \nabla_d u_e)^4} + \frac{K^a K^b K^c K^d \nabla_a \nabla_b \nabla_c u_d}{3(K^e K^f \nabla_e u_f)^3} \right]_o z^2 \right\} + \mathcal{O}(z^3), \quad (59)$$

where

$$K^a = \frac{k^a}{u^b k_b \Big|_o} \quad \text{and} \quad K^a \Big|_o = -u^a + e^a \Big|_o, \quad (60)$$

denotes a past-pointing null vector at the observer O in the direction e^a . When fully decomposed into their projected, symmetric and trace-free parts, products of e 's represent a spherical harmonic expansion. Thus, this expression views the distance modulus as a function of redshift on the sky, with a particular spherical harmonic expansion on a sphere of constant redshift. (The inverse of this expression has coefficients which have a spherical harmonic interpretation on a sphere of constant magnitude.) Comparing with the standard FLRW series expansion evaluated today, we define an observational Hubble rate and deceleration parameter as

$$H^{\text{obs}}|_0 = K^a K^b \nabla_a u_b|_0, \quad (61)$$

$$q^{\text{obs}}|_0 = \frac{K^a K^b K^c \nabla_a \nabla_b u_c}{(K^d K^e \nabla_d u_e)^2} \Big|_0 - 3. \quad (62)$$

We can also give an effective observed cosmological constant parameter from the $O(z^2)$ term:

$$\Omega_\Lambda^{\text{obs}} = \frac{5}{2} (1 - q_0^{\text{obs}}) - 5 + \frac{R_{ab} K^a K^b}{12(H^{\text{obs}})^2} \Big|_0 + \frac{K^a K^b K^c K^d \nabla_a \nabla_b \nabla_c u_d}{6(H^{\text{obs}})^3} \Big|_0. \quad (63)$$

The argument of [169] relies on proving that if all observers measure these three quantities to be isotropic then the spacetime is necessarily FLRW. In a general spacetime [171]

$$H_0^{\text{obs}} = \frac{1}{3} \Theta - A_a e^a + \sigma_{ab} e^a e^b, \quad (64)$$

where $A_a e^a$ is a dipole and $\sigma_{ab} e^a e^b$ is a quadrupole. Hence, if all observers measure H_0^{obs} to be isotropic, then $\sigma_{ab} = 0 = A_a$. In a spacetime with isotropic H_0^{obs} the generalised deceleration parameter, defined on a sphere of constant redshift, is given by [172, 173]

$$(H_0^{\text{obs}})^2 q_0^{\text{obs}} = \frac{1}{6} \rho + \frac{1}{2} p - \frac{1}{3} \Lambda - \frac{1}{5} e^a \left[2q_a - 3\tilde{\nabla}_a \Theta \right] + e^{(a} e^{b)} \left[E_{ab} - \frac{1}{2} \pi_{ab} \right]. \quad (65)$$

If the dipole of this term vanishes then we see from Eq. (117) that the energy flux must vanish as well as spatial gradients of the expansion. Excluding models with unphysical anisotropic pressure, Eq. (114) then shows that the electric Weyl tensor must vanish, and it follows that the spacetime must be FLRW. The more general proof in [169] uses $\Omega_\Lambda^{\text{obs}}$ to show that the vorticity must necessarily vanish along with the anisotropic pressure.

D. The Hubble rate on the past lightcone

Measurements of the Hubble rate on our past lightcone can provide an important route to homogeneity assuming the Copernican principle. In a general spacetime, the spatial expansion tensor may be written as

$$\Theta_{ab} = \Theta h_{ab} + \sigma_{ab}. \quad (66)$$

However, we do not measure exactly this as our observations are made on null cones. An observer can measure the expansion at a given redshift in three separate directions: radially, and in two orthogonal directions in the screen space. The *observed* radial Hubble rate at any point is a generalisation of our observed Hubble constant above,

$$H_{\parallel}(z; \mathbf{e}) = K^a K^b \nabla_a u_b = \frac{1}{3} \Theta - A_a e^a + \sigma_{ab} e^a e^b. \quad (67)$$

The Hubble rates orthogonal to this may be found by projecting into the screen space, $N_{ab} = g_{ab} - K_a K_b - K_a u_b - u_a K_b$:

$$H_{\perp ab}(z; \mathbf{e}) = \frac{1}{2} N_a^c N_b^d \nabla_c u_d = \left(\frac{1}{6} \Theta - \frac{1}{4} \sigma_{cd} e^c e^d \right) N_{ab} + \frac{1}{2} \epsilon_{abc} e^c (e_d \omega^d) + \frac{1}{2} \left(N_a^c N_b^d - \frac{1}{2} N_{ab} N^{cd} \right) \sigma_{ab}. \quad (68)$$

The trace of this gives the areal Hubble rate

$$H_{\perp}(z; \mathbf{e}) = H_{\perp ab} N^{ab} = \frac{1}{3} \Theta - \frac{1}{2} \sigma_{ab} e^a e^b, \quad (69)$$

which implies the spatial volume expansion rate is given via the observable expansion rates as:

$$\Theta(z; \mathbf{e}) = H_{\parallel}(z; \mathbf{e}) + 2H_{\perp}(z; \mathbf{e}) + A_a e^a. \quad (70)$$

If we measure $H_{\perp ab}$ to be rotationally symmetric on the celestial sphere in each direction e^a and at each z , and $H_{\parallel}(z; \mathbf{e}) = H_{\perp}(z; \mathbf{e})$ then this, on its own, is not enough to set the shear, acceleration and rotation to zero, even on our past lightcone. However, we can see how measuring the Hubble rate can lead to homogeneity, when we apply the Copernican principle:

Isotropic Hubble rate $\xrightarrow{+\text{CP}}$ **FLRW** If all observers in a perfect fluid spacetime measure:

- $H_{\perp ab}$ to be rotationally symmetric on the screen space at each z ; and,
- $H_{\parallel}(z; \mathbf{e}) = H_{\perp}(z; \mathbf{e})$,

then the spacetime is FLRW.

The proof of this is straightforward: the first condition implies that $\omega^a = \sigma_{ab} = 0$ and the second that $A^a = 0$, which implies FLRW from the theorem above.

This forms the basis of the Alcock-Paczynski [174] test in a general spacetime. An object which is spherical at one instant will physically deform according to Eq. (66), if it is comoving (such as the BAO scale). A further effect is that it will be observed to be ellipsoidal with one of the principle axes scaled by H_{\parallel}^{-1} and the other two by the inverse of the eigenvalues of $H_{\perp ab}$.

E. Ages: absolute and relative

Measurement of the ages of objects – both absolute and relative – on our past lightcone provides important information which can be used to deduce homogeneity.

Neighbouring lines on the matter congruence $u_a = \partial_a t$, measuring proper time t , may be thought of as connected by null curves k^a (which are past pointing in our notation above). An increment of redshift on a null curve is related to an increment of proper time on the matter worldlines as

$$\frac{dt}{dz} = -\frac{1}{(1+z)H_{\parallel}(z; \mathbf{e})}. \quad (71)$$

This gives the age difference of objects observed on the past lightcone, in a redshift increment dz . Over a finite redshift range, an observer at the origin may determine the age difference between objects A and B as

$$t_A - t_B = \int_{z_A}^{z_B} \frac{dz}{(1+z)H_{\parallel}(z; \mathbf{e})}, \quad (72)$$

where the integral is along the null curve connecting A and B . In a general spacetime, the absolute age of an object is given by the time interval from the big bang, which may not be homogeneous. Therefore,

$$\tau = \int_{t_{\text{BB}}}^t dt = t - t_{\text{BB}}, \quad (73)$$

where the integral is along the worldline of the object. So, in terms of absolute ages we have

$$\tau_A - \tau_B = \int_{z_A}^{z_B} \frac{dz}{(1+z)H_{\parallel}(z; \mathbf{e})} - t_{\text{BB}}(A) + t_{\text{BB}}(B). \quad (74)$$

Measurements of ages, then, provide two important insights into inhomogeneity: firstly they probe the radial Hubble rate; secondly they give a direct measure of the bang time function, which arises because surfaces of constant time may not be orthogonal to the matter. In a realistic model, this could represent the time at which a certain temperature was attained (so switching on a given type of cosmological clock). More generally, the ‘big bang’ need not be homogenous, and ages provide a mechanism to probe this, given a separate measurement of H_{\parallel} [175].

F. Does ‘almost’ isotropy imply ‘almost’ homogeneity?

The results above are highly idealised because they assume perfect observations, and observables such as isotropy which are not actually representative of the real universe. In reality, the CMB temperature anisotropies, though small are not zero; local observations are nearly isotropic, but not to the same degree as the CMB. Are the above results stable to these perturbations?

The key argument is known as the almost-EGS theorem [158, 176–179]:

[SME] *Almost isotropic CMB* $\xrightarrow{+CP}$ *almost FLRW*: In a region of an expanding Universe with dust and cosmological constant, if all dust observers measure an almost isotropic distribution of collisionless radiation, then the region is almost FLRW, provided certain constraints on the derivatives of the multipoles are satisfied.

The starting point for this proof is to assume that the multipoles of the radiation are much smaller than the monopole, which is exactly what we measure:

$$\frac{|\Pi_{a_1 a_2 \dots a_\ell}|}{\rho_r} = \mathcal{O}(\epsilon_r) \quad \text{for } \ell = 1, \dots, 4 \quad (75)$$

where $\mathcal{O}(\epsilon_r)$ is a smallness measure. However, we can see from Eq. (45) that we need further assumptions on the derivatives of the multipoles to prove almost homogeneity:

$$\frac{|\mathbb{D}_b \Pi_{a_1 a_2 \dots a_\ell}|}{\rho_r} = \frac{|\dot{\Pi}_{a_1 a_2 \dots a_\ell}|}{\rho_r} = \mathcal{O}(\epsilon_r) \quad \text{for } \ell = 1, \dots, 3 \quad (76)$$

The proof proceeds as in the exact case above, but with $= 0$ replaced by $= \mathcal{O}(\epsilon_r)$ (except for $A_a = 0$ exactly because the observers are dust). An ‘almost FLRW’ condition is then arrived at:

$$\text{kinematics :} \quad |\sigma_{ab}| = |\omega_a| = |\mathbb{D}_c \sigma_{ab}| = |\mathbb{D}_b \omega_a| = |\mathbb{D}_a \Theta| = \dots = \mathcal{O}(\epsilon_r) \quad (77)$$

$$\text{curvature :} \quad |E_{ab}| = |H_{ab}| = |\mathbb{D}_c E_{ab}| = |\mathbb{D}_c H_{ab}| = \mathcal{O}(\epsilon_r), \quad (78)$$

in the region where the CMB is close to isotropic. Outside that region the spacetime need not be close to FLRW [180].

This proof is an important attempt to realistically arrive at a perturbed FLRW model using the CP and observables. It has been criticised as a ‘realistic’ basis for near-homogeneity due to the reliance of the assumptions on the spatial gradients of the multipoles, Eq. (76) [181]². However, it seems reasonable that the gradients of the very low multipoles are small compared to their amplitude (i.e., it seems reasonable that the CMB power spectrum does not change a lot as we move from observer to observer). This is because the multipoles peak in power around the scale they probe, which for the low multipoles required for the theorem are of order the Hubble scale. So, while they may change rapidly on small scales, the power of such modes is significantly diminished. Whether or not such criticisms are justified, the fact we have to make such assumptions means that the observational case in the real universe is much harder than the exact results imply. How could we observe spatial gradients of the octopole of the CMB?

One route around this is to combine local distance information as well, and try for an almost-HP theorem. Consider the case of irrotational dust. Let us assume that all observers measure an approximately isotropic distance-redshift relation, and that the multipoles are bound by $\mathcal{O}(\epsilon_d)$. Clearly, we have, if this is the bound for all observers, $\sigma_{ab} = \mathcal{O}(\epsilon_d)$. Using the fully non-linear expression for the $\mathcal{O}(z^2)$ term requires near-isotropy of

$$\begin{aligned} K^a K^b K^c \nabla_a \nabla_b u_c &= \frac{1}{6}(\rho + 3p) + \frac{1}{3}\Theta^2 - \frac{1}{3}\Lambda + \sigma_{ab}\sigma^{ab} + e^a \left[\frac{1}{3}\mathbb{D}_a \Theta + \frac{2}{5}\text{div } \sigma_a \right] \\ &\quad + e^{(a} e^{b)} \left[E_{ab} + \frac{5}{3}\Theta\sigma_{ab} + 2\sigma^c{}_a \sigma_{bc} \right] + e^{(a} e^b e^{c)} \mathbb{D}_a \sigma_{bc} \end{aligned} \quad (79)$$

which, together with Eq. (116), and assuming that time derivatives of $\mathcal{O}(\epsilon_d)$ quantities are $\mathcal{O}(\epsilon_d)$, give the conditions

$$|\text{div } \sigma_a| = |\mathbb{D}_{\langle a} \sigma_{bc \rangle}| = |\mathbb{D}_a \Theta| = |E_{ab}| = |\text{div } E_a| = |\text{div } H_a| = \mathcal{O}(\epsilon_d). \quad (80)$$

Yet, we still cannot arrive at the almost-FLRW condition as there is not enough information to switch off ‘curl’ degrees of freedom: H_{ab} , $\text{curl } E_{ab}$, and $\text{curl } \sigma_{ab}$ are unconstrained. Polarisation of the CMB could be used to constrain these, but it would be interesting to see how everything fits together.

A critical issue with these arguments lies in the question of what we mean by ‘almost-FLRW’, and what ‘ $= \mathcal{O}(\epsilon)$ ’ means. A sensible definition might be a dust solution which is ‘almost’ conformally flat. (Exact conformal flatness implies exactly FLRW.) Or, as used in the almost-EGS case, a set of conditions on all 1+3 irreducible vectors and PSTF tensors (which are necessarily gauge-invariant in the covariant approach) having small magnitudes:

$$|X_{ab\dots c}| = \sqrt{X_{ab\dots c} X^{ab\dots c}} = \mathcal{O}(\epsilon). \quad (81)$$

² Note that [181] is discussing something slightly different to the almost EGS theorem. In almost EGS, the assumption is that all observers measure nearly isotropic radiation; in [181] the assumption is that $p^a \nabla_a E$ is almost isotropic, but this is not the same thing. In the exact case this condition implies that the acceleration must be zero independent of the matter – this is not necessary for isotropic radiation, cf the radiation isotropy condition above.

Most quantities at first order average to zero in a standard formulation, so taking magnitudes is important. One of the conditions which does not rely on coordinates might therefore be $E_{ab}E^{ab} = \mathcal{O}(\epsilon^2)$ in the notation above. Unfortunately, this is non-trivial. Consider a linearly perturbed flat Λ CDM model in the Poisson gauge. Then,

$$E_{ab} \propto \partial_{(a}\partial_{b)}\Phi \quad \Rightarrow \quad E_{ab}E^{ab} \propto (\partial_{(a}\partial_{b)}\Phi)(\partial^{(a}\partial^{b)}\Phi). \quad (82)$$

Evaluating the ensemble average of this gives its expectation value, which, assuming scale-invariant initial conditions gives [173]

$$\frac{\sqrt{E_{ab}E^{ab}}}{H_0^2} \sim \Delta_{\mathcal{R}} \left(\frac{k_{\text{eq}}}{k_H} \right)^2 \ln^{3/2} \frac{k_{\text{UV}}}{k_{\text{eq}}} \sim 2.4 \Omega_m^2 h^2 \ln^{3/2} \frac{k_{\text{UV}}}{k_{\text{eq}}}. \quad (83)$$

Here, k_{UV} is the wavenumber of some UV cutoff, and k_{eq} is the wavenumber of the equality scale. The ensemble average has been evaluated assuming ergodicity via a spatial integral over a super-Hubble domain. We have a scalar which is $\mathcal{O}(1)$ times a term which diverges in the UV. The divergence here represents modes which are smoothed over, and seems to be a necessary condition for writing down an approximately FLRW model. Eq. (83) is certainly not $\mathcal{O}(\epsilon)$ in the normal sense of the meaning. This is because, roughly speaking, the Weyl tensor has a large variance even though we would like it to be ‘small’ for our covariant characterisation of FLRW. This is true also for most covariant objects with indices – their magnitudes are actually quite large in a perturbed FLRW model! Products of quantities such as $\sigma_{ab}\sigma^{ab}$ and $E_{c(a}\sigma_{b)}^c$ act as sources in the 1+3 equations.

Instead we might try to define almost FLRW in the conventional perturbative sense. That is, we write the metric in the Newtonian gauge and require that the potential Φ , its first derivatives, and the peculiar velocity between the matter frame and the coordinate frame is small. This is often claimed to be a sufficient condition for a spacetime to be close to FLRW [182]. While this is fine in certain contexts, it is not necessarily so for large-scale inhomogeneities we are concerned with here. The LTB models provide a counter-example, as they can also be written as perturbed FLRW [183], yet are clearly not ‘almost FLRW’ in the sense we are interested in.

Consequently, a robust, non-perturbative, covariant definition of almost-FLRW is lacking and we are forced into the realm of the averaging problem: to define almost-FLRW, we must smooth away power on scales smaller than a few Mpc. How should this be done covariantly and what are the implications [117, 118]?

IV. NULL HYPOTHESES FOR FLRW AND TESTS FOR THE COPERNICAN PRINCIPLE

As we have seen, it is rather difficult to conclude homogeneity even given ideal observations. Indeed, it is subtle to robustly deduce (approximate) spherical symmetry about us given (near) isotropy of observations. It is rather surprising how sparse our current observations are in comparison to what is required from the theorems above, one of which includes observing transverse proper motions for an extend period!

Nevertheless, the results above allow us to formulate some generic tests of the Copernican and cosmological principles, and the underling assumption of an FLRW geometry and its accompanying observational relationships – i.e., the usual observational relationships which are derived assuming there are no issues from averaging. We refer to this as the ‘FLRW assumption’ below. (If there are non-trivial effects associated with averaging, then some of the tests below can also be used to signal it – see e.g., [184] for some specific examples.)

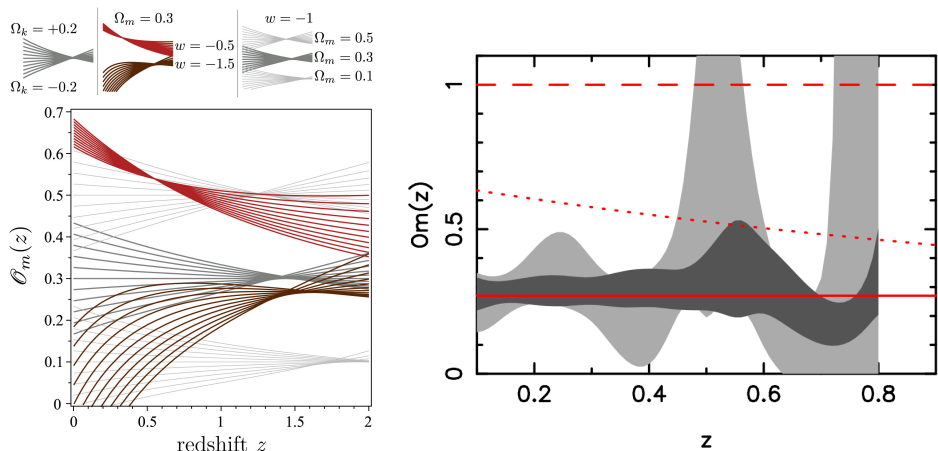
The types of tests we consider range in power from focussed tests for the concordance model (flat Λ CDM), to generic null tests which can signal if something is wrong with the FLRW assumption under a wide variety of circumstances irrespective of dark energy, initial conditions or theory of gravity. In this sense, they formulate our understanding of the Copernican principle as a null hypothesis which can be refuted but not proven. One of the conceptually important issues with some of these tests is that they can, in principle, be utilised by simply smoothing observed data, and so do not require an underlying model to be specified at all. These tests should be considered as additional to checking various observables for isotropy, which we assume below.

A. Tests for the concordance model

A simple consistency test for flat Λ CDM may be formulated easily. In a flat Λ CDM model we can rearrange the Friedmann equation to read [185, 186]

$$\Omega_m = \frac{h^2(z) - 1}{(1+z)^3 - 1} = \frac{1 - D'(z)^2}{[(1+z)^3 - 1]D'(z)^2} \equiv \mathcal{O}_m(z) \xrightarrow{\text{flat } \Lambda\text{CDM}} \text{const.}, \quad (84)$$

FIG. 12: Left: $\mathcal{O}_m(z)$ obtained using distances for different FLRW models. The figure shows the range of behaviour from curvature in each fan of curves (key, top left). The three grey fans show how differing Ω_m values interact with curvature for Λ CDM (key, top right). The effect of changing w by a constant is illustrated in the red and brown fans. (From [187].) Right: Constraints on $\mathcal{O}_m(z)$ (called $Om(z)$ in [186]) from the latest Wigglez BAO data. (From [188].)



where $h(z) = H(z)/H_0$ is the dimensionless Hubble rate. Viewed in terms of the observable functions on the rhs, these equations tell us how to measure Ω_m from $H(z)$ or $D'(z)$. Furthermore, if flat Λ CDM is correct the answer should come out to be the same irrespective of the redshift of measurement. This provides a simple consistency test of the standard paradigm – deviations from a constant of $\mathcal{O}_m(z)$ at any z indicates either deviations from flatness, or from Λ , or from the FLRW models themselves [185, 186]. See Fig. 12.

To implement it as a ‘consistency test’ one firsts smooths some data in an appropriate model-independent way, and then constructs the function $\mathcal{O}_m(z)$ to determine if it is consistent with the null hypothesis that it should be constant. See [187] for a discussion of how to do this with SNIa data, and [188] for an example using the BAO to measure $H(z)$.

More generally, if we don’t restrict ourselves to $\Omega_k = 0$, we have that [189]³

$$\Omega_k = \Upsilon(z) \{ 2(1 - (1+z)^3) D'' + 3D'(D'^2 - 1)(1+z)^2 \} \equiv \mathcal{O}_k^{(2)}(z) \xrightarrow{\Lambda\text{CDM}} \text{const.} \quad (85)$$

$$\Omega_m = 2\Upsilon(z) \{ [(1+z)^2 - D^2 - 1] D'' - (D'^2 - 1)[(1+z)D' - D] \} \equiv \mathcal{O}_m^{(2)}(z) \xrightarrow{\Lambda\text{CDM}} \text{const.} \quad (86)$$

where

$$\Upsilon(z)^{-1} = 2 [1 - (1+z)^3] D^2 D'' - \{ (1+z) [(1+z)^3 - 3(1+z) + 2] D'^2 - 2 [1 - (1+z)^3] D D' - 3(1+z)^2 D^2 \} D'.$$

The numerator of the formula for Ω_k forms the basis of the test presented in [185]. Again, these formulae for Ω_m and Ω_k can be used to test consistency of the Λ CDM model. Note that each of these tests depend only on $D(z)$, and not on any parameters of the model.

B. Tests for FLRW geometry

1. Hubble rate(s) and ages

In an FLRW model, the two Hubble parameters we have discussed, $H_{\parallel}(z; \mathbf{e})$ and $H_{\perp}(z; \mathbf{e})$ measured in any direction must be the same at the same redshift. That is,

$$H_{\parallel}(z; \mathbf{e}) = H_{\perp}(z; \mathbf{e}) = H(z). \quad (87)$$

In a typical LTB model, for example, this simple relation is violated (with the exception of a fine-tuned sub-class of models of course), and so this forms a basic check of the FLRW assumption, and Copernican principle. Thus we have an isotropic expansion test:

$$\mathcal{H}(z) = H_{\parallel}(z; \mathbf{e}) - H_{\perp}(z; \mathbf{e}) \xrightarrow{\text{FLRW}} 0. \quad (88)$$

³ Thanks to Marina Seikel and Sahba Yahya for correcting an error in these formula in [189].

An important question here is how H_{\perp} can be measured. In [38, 62, 72, 88, 189] it was shown that, in LTB models for a central observer, the ‘redshift drift’ – the change in redshift of a source measured over an extended time – is determined by the angular Hubble rate:

$$\dot{z}(z) = (1+z)H_0 - H_{\perp}(z). \quad (89)$$

Although it is a rather sensitive observable [190], it gives an important consistency check for the standard model. Another possibility to measure $H_{\perp}(z)$ is the polarised SZ effect (see below).

Measuring ages of objects is notoriously difficult, yet can provide important insights as it probes the geometry inside our past null cone. At the simplest level, the *relative* ages of objects can be measured between redshift bins giving the Hubble rate. At a redshift z , the Hubble rate is may be found from Eq. (71) if we know the age difference between two nearby objects, δt separated by δz :

$$H_{\parallel}(z) = -\frac{1}{1+z} \frac{\delta z}{\delta t}. \quad (90)$$

The fossil record of galaxies provides, in principle, the absolute ages of galaxies as a function of z assuming a model of galaxy evolution. In an FLRW model, this constrains the line of sight integral of the Hubble rate as [175]

$$\mathcal{S}(z) = \tau_{\text{us}} - \tau_{\text{galaxy}} - \int_0^{z_{\text{galaxy}}} \frac{1}{(1+z)H_{\parallel}(z)} \xrightarrow{\text{FLRW}} 0. \quad (91)$$

This has yet to be implemented.

The dipole in the distance data can measure $H(z)$ in a perturbed FLRW context [191]. It would be interesting to see in a more general context whether this is $H_{\parallel}(z)$, $H_{\perp}(z)$ or $\Theta(z)$, thereby determining how it can be used for $\mathcal{H}(z)$.

2. Curvature test

A rather general test of FLRW geometry may be found by considering the distance-redshift relation in an open or closed FLRW model. Consider the dimensionless comoving distance:

$$D(z) = (1+z)H_0 d_A(z) = \frac{1}{\sqrt{-\Omega_k}} \sin \left(\sqrt{-\Omega_k} \int_0^z \frac{dz'}{h(z')} \right), \quad (92)$$

where $h(z) = H(z)/H_0$ and d_A is the area or angular diameter distance. Rearranging Eq. (92), we have the curvature parameter today given by, for any curvature [37, 192]

$$\Omega_k = \frac{[h(z)D'(z)]^2 - 1}{[D(z)]^2} \equiv \mathcal{O}_k(z) \xrightarrow{\text{FLRW}} \text{const.} \quad (93)$$

On the face of it, this gives a way to measure the curvature parameter today by combining distance data with Hubble rate data, irrespective of the redshift of measurement. In FLRW this will be constant as a function of z , independently of the dark energy model, or theory of gravity. Alternatively, we may re-write this as the condition that [37]

$$\mathcal{C}(z) = 1 + h^2 (DD'' - D'^2) + hh'DD' \xrightarrow{\text{FLRW}} 0, \quad (94)$$

by virtue of Eq. (93). In more general spacetimes this will not be the case. In particular, in LTB models, even for a central observer, we have $\mathcal{C}(z) \neq 0$, or $\mathcal{O}_k(z) \neq \text{const.}$

This tells us that in all FLRW models there exists a precise relationship between the Hubble rate and distance measurements as we look down our past null cone. This relationship can be tested experimentally *without specifying a model at all*, if we reconstruct the functions $H(z)$ and $D(z)$ in a model independent way and independently of each other. This provides a model-independent method by which to experimentally verify the Copernican assumption, and so verify the basis of the FLRW models themselves (see Fig. 13).

The curvature test Eq. (93) has been implemented in [187] using a mixture of SNIa, ages [to give $H(z)$], and BAO data; constraints are weak at present (Fig. 13). This is because the parameter is unstable at low redshift, while at high- z the SNIa data is very sparse. A variant of this was presented in [193] where it is reformulated as an integral test to measure curvature with much better results. Consistency between $D(z)$ and $H(z)$ measurements was explored and found in [194]. The dipole in the distance data can measure $H(z)$ [191] so can be used directly in the curvature tests $\mathcal{C}(z)$ and $\mathcal{O}_k(z)$. This means that these curvature tests can be formulated from distance data alone if we interpret $D(z)$ as the monopole of the distance-redshift relation in Eq (94), though this has not yet been investigated.

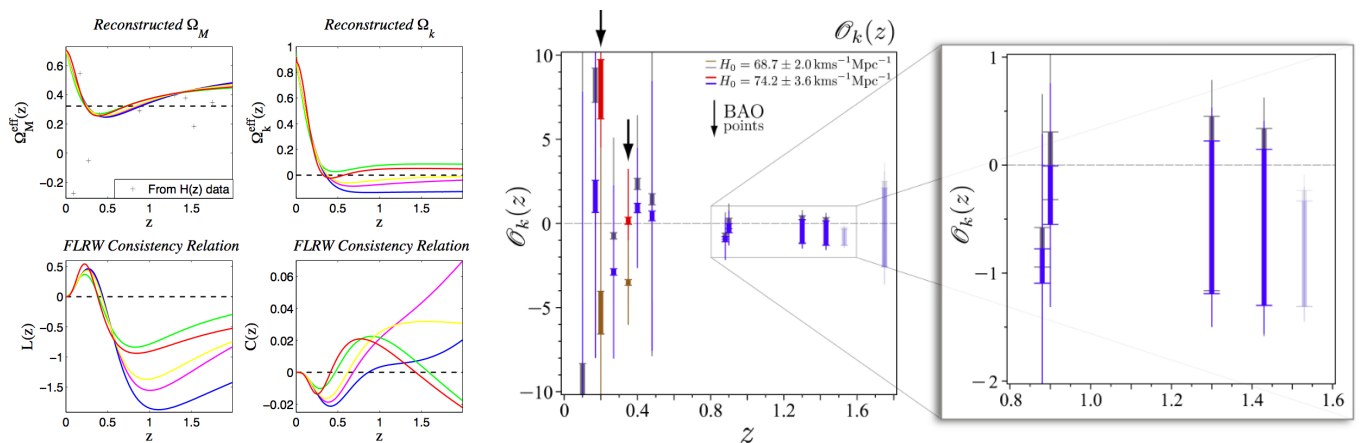


FIG. 13: Left: Consistency functions, shown for anti-Copernican models. The functions $\mathcal{O}_m(z)$, $\mathcal{O}_k(z)$, $\mathcal{L}(z) = [\text{numerator of } \mathcal{O}_k^{(2)}(z)]$ [185] and $\mathcal{C}(z)$ are shown for a variety of void models. Deviations from constant indicate inconsistency with the standard paradigm, but only $\mathcal{O}_k(z) \neq \text{const.}$ and $\mathcal{C}(z) \neq 0$ definitely indicates the FLRW assumption is wrong. (From [60].)

Right: Constraints on $\mathcal{O}_k(z)$ from a combination of SNIa and $H(z)$ data from the relative ages of LRGs. This function is most usefully constrained at high redshift (blow-up). (From [187].)

3. CMB

Goodman’s tests allow us to directly ‘observe’ the CMB from other locations. Backed up with the EGS theorems, and the scattering theorem discussed in Sec. IIIB, they help us to deduce homogeneity. Different multipoles can be probed in different ways, and so provide independent consistency conditions on the geometry at late times. If we consider fundamental observers comoving with the matter flow (i.e., without boosting to the CMB frame) we have:

Monopole In FLRW, the monopole temperature around distant observers redshifts as $(1+z)$, which is not the case in an inhomogeneous geometry. (The direct temperature along a line of sight redshifts like this of course, but the monopole does not.) Thus we have, assuming standard physics,

$$\mathcal{F}(z) = \frac{\langle T_{\text{CMB}} \rangle(z)}{T_0(1+z)} - 1 \xrightarrow{\text{FLRW}} 0, \quad (95)$$

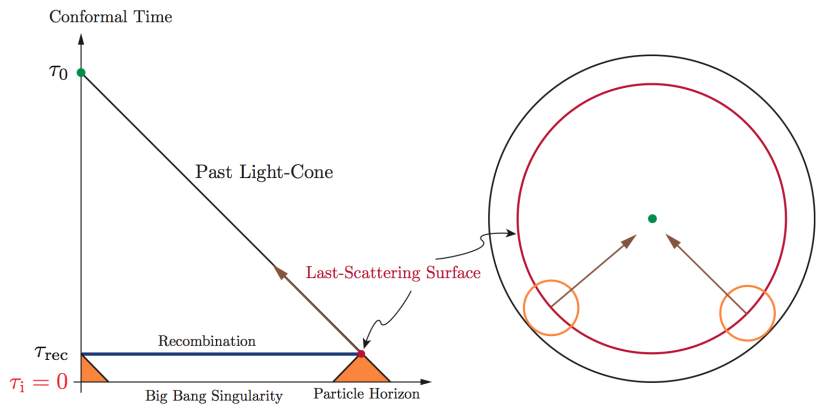
where $\langle T_{\text{CMB}} \rangle(z)$ is the monopole temperature observed at redshift z in some frame u^a , and T_0 is our CMB temperature. This can be measured, for example, via the thermal SZ effect [135] and via atomic fine-structure transitions in cool absorption-line systems along the line of sight to high-redshift quasars [195]. Constraints are reasonably tight already: [196] find that possible deviations of the form $\langle T_{\text{CMB}} \rangle(z) = T_0(1+z)^{1-\beta}$ to be $\beta = 0.004 \pm 0.016$ up to $z \sim 3$ from SZ measurements.

Dipole Measuring the radial dipole around other observers using the kSZ effect constrains a mixture of their local peculiar velocity (which has a component to the mean matter frame as well as to the CMB frame) as well as spatial temperature gradients in the monopole (and higher-order effects) along the line of sight (cf Eq. 126 with $I = r$). Obviously this must be small in the standard model, so a strong kSZ signal would violate homogeneity. The integrated kSZ signal is consistent with the standard model [86] (see Sec. IIE), but there have been measurements of very large dipoles measured around X-ray clusters [166], which has been interpreted as a ‘dark flow’, and is not consistent with Λ CDM.

The y -distortion also depends on the total dipole which, if other contributions to the y -distortion can be accounted for, offers the possibility of inferring transverse velocities by comparing it with the kSZ signal (which depends only on the radial dipole). Transverse velocities are a key ingredient for determining isotropy of the lightcone, as well as for determining $H_{\perp}(z)$, so constraining these are a key test for homogeneity.

Higher Multipoles Higher multipoles generate y -distortion of the CMB, as we have seen in Sec. IIE. A large quadrupole principally indicates large shear, which in turn generates an octopole and higher moments. Using the EGS theorem, and the scattering theorem in Sec. IIIB we can see that a small y -distortion indicates strong evidence for FLRW geometry under quite general conditions. Scattering of the quadrupole seen by clusters

FIG. 14: Without inflation the last-scattering surface consists of 10^5 causally disconnected regions. We only directly observe those on our primary CMB sky and we assume the others inside our past lightcone share precisely the same history. (From [200].)



induces a polarisation signal in our CMB sky and correlations between clusters can be used to place constraints on homogeneity [197].

Polarisation The SZ effect also affects the intrinsic polarisation of the CMB [137]. The transverse velocity of the cluster relative to the CMB frame can be extracted and used to constrain homogeneity [198] (see also [95]).

In addition to these features, the CMB can be used with the integrated Sachs-Wolfe effect to constrain the geometry [51, 199], but it is challenging to do so in a model independent manner.

C. Probing homogeneity in the early universe.

Homogeneity in the early universe may be constrained in different ways. In particular, the early universe provides the primary place we can place constraints on various parameters such as the baryon fraction whose physical origins are poorly understood, yet are assumed to be homogeneous. This follows from inflation of course, so probing FLRW geometry at early times, and in particular whether widely separated regions share a common thermal history [124], is an important consistency check for the standard model. As we have seen, inhomogeneous models require a significant reworking of the early universe in order to have a chance of working as dark energy alternatives. Each era provides opportunities for confirming homogeneity:

Last scattering To a first approximation, this happens at fixed temperature T_* on a surface of constant proper time in an FLRW model. This temperature depends principally on the baryon fraction and the baryon-photon ratio, as well as N_{eff} , all of which should be constrained to be homogeneous. While we have tight constraints on the variability of these parameters across our CMB sky (e.g., the constraints on isocurvature modes are quite tight – see e.g., [201]), there are no constraints from within our past lightcone. The temperature of the last scattering surface may be probed using the SZ effect, though this must be disentangled from inhomogeneity in the region of the scatterer.

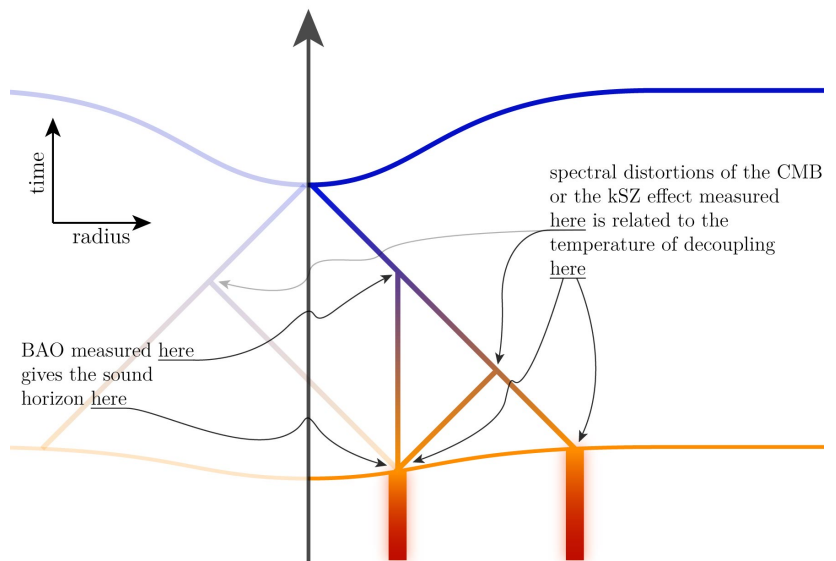
Drag epoch The sound horizon size at the drag epoch also depends on the the (effective) number of relativistic degrees of freedom in addition to the baryon-photon ratio and the baryon fraction. This scale is probed inside our past lightcone via the BAO. Assuming that any large scale inhomogeneity we are probing has a length scale much larger than the horizon size at this time, the proper size of the sound horizon at the drag epoch may be written locally as

$$d_s = \frac{h}{\sqrt{3}H_0 T_d} \int_{T_d}^{\infty} dT T^{-3/2} \left[(\varpi_\gamma + \varpi_\nu)T + \varpi_b \frac{\eta}{f_b} \right]^{-1/2} \left(1 + \frac{3}{4} \frac{\varpi_b \eta}{\varpi_\gamma T} \right)^{-1/2}, \quad (96)$$

where $h/H_0 \approx 2998 \text{ Mpc}$. The temperature of the drag epoch T_d is also a function of f_b and η . This scale is imprinted in the galaxy correlation function. Assuming we could measure the Hubble rates H_{\parallel} and H_{\perp} through other means, the BAO peak is then a direct measurement of $d_s(r; e)$, and therefore constrains $f_b(\mathbf{x})$ and $\eta(\mathbf{x})$. Note that this highlights the problem of using the BAO to infer the Hubble rate at late times: we typically have to assume homogeneity at early times to do so in order to find d_s .

BBN Primordial nucleosynthesis is a powerful test of early time homogeneity, because we can measure local light element abundances which were synthesised on our past worldline at early times. This can be compared with

FIG. 15: BAO and measurements of the CMB anisotropies around distant observers tell us conditions around the time of decoupling inside our past lightcone, and so allow us to constrain homogeneity at that time. To use these probes in a model-independent way they need to be cross-correlated with other observations in different directions such that they both measure conditions at the same radius. In principle a spatial map of the interior of our past lightcone can be made of this era. (From [81].)



element the element abundance at high redshift and at the CMB – i.e., in the past of worldlines very far from us. The ratios of light element abundances depend strongly on the baryon-photon ratio η which can be probed spatially by measuring it in the CMB, and through local abundances of hydrogen, helium and lithium [75, 135]. It is intriguing that abundances of ${}^7\text{Li}$ implies a value for the local baryon-photon ratio at odds with the CMB observed one by about 50%, and the disagreement is around $5\text{-}\sigma$. It is easy to interpret this as a spatially varying η [75]. This is one of the few observations potentially at odds with the homogeneity assumption.

Neutrino decoupling The neutrino background contains information from inside our past lightcone if neutrinos are massive. In that case, they do not travel on null geodesics, and therefore contain information about inhomogeneity from the time of neutrino decoupling [47].

Primordial power spectrum The amplitude of the power spectrum measured via the CMB compared to low redshift tracers may be different for several reasons. In the standard model, a tilt to the spectrum implies that different scales have different power. In a more general model with large-scale inhomogeneity the spectrum in one region may be effectively disconnected from the spectrum in another. In the case of a spherically symmetric model this is easy to envisage because the spectrum in each shell may have different amplitude, while maintaining scale-invariance (say) within each shell. Thus, the primary CMB delivers the amplitude of perturbations in a comoving sphere ~ 13 Gpc away from us (as well as the tilt, over that sphere), while local measurements of σ_8 tell us the amplitude of primordial perturbations smoothed over a comoving region close to our past worldline. Tracers at different redshifts probe power in different shells around us, and thus can be used to constrain homogeneity at very early times. Inhomogeneity could also be signalled by deviations from scale invariance which is different in the radial and angular directions (e.g., a different tilt may be found in the CMB versus LSS), as well as from shell to shell.

The end of inflation/‘bang time’ Many inhomogeneous models contain a ‘bang time’ functional degree of freedom in them. In a comoving frame such a function has the interpretation of a big bang singularity along each worldline, except it happens at different times in the past according to observers on a hypersurface orthogonal to the fluid flow. What such a degree of freedom might actually represent in a realistic model remains to be seen, but it can be thought of as a ‘decaying mode’ degree of freedom which can in principle be constrained observationally. Recall Eq. (74): Given an observational probe of $H_{\parallel}(z)$, and a model for local structure evolution (galaxy and star formation), this allows us to constrain any bang time inhomogeneity between worldlines A and B [175]. Much tighter constraints come from Goodman’s tests – it must be $\mathcal{O}(t_*)$ [107, 108].

V. CONCLUSIONS

It is the stunning perfection of the CMB that persuades most of us that the FLRW models are the correct basis for our cosmological model. Geometrical alternatives which can reproduce such a perfect CMB require fine-tuning in space (e.g., LTB models) or time (e.g., Bianchi models [180]), or require ill-defined matter content (e.g., Stephani

models [160, 172, 202]). Bayesian arguments suffice to persuade us our working model is most likely correct for now. But until we understand Λ – or whatever dark energy is – with what level of confidence should we ascribe it? Rigorously testing the Copernican assumption, and with it the FLRW framework, is therefore a vital aspect of dark energy studies.

We have seen three distinct approaches which help us establish homogeneity:

Model Building: This has been the most prolific method as it is relatively straightforward to make a model such as LTB and compare it to observations. One can then compare an alternative directly to FLRW and decide one way or the other. However, this approach has focussed almost exclusively on providing an alternative to dark energy rather than testing the Copernican principle per se, so it is not yet clear exactly what conclusions we may draw directly. Constraining inhomogeneity when dark energy is present would help test the Copernican principle generically (e.g. [151, 203]).

Consistency Tests: The FLRW models can be formulated as a series of observational null hypotheses which can be used to test the Copernican principle (among other things). The idea is to combine observables in such a way that they can reveal unambiguously if the FLRW assumption is wrong. Ideally these are independent of dark energy or theory of gravity. Where possible, ‘observables’ such as the distance redshift relation are constructed by smoothing data in as model-independent way as possible to remove any residual bias which might exist. Robust application of these requires removing as many model dependent assumptions as possible: for example, in the case of SNIa this is relatively straightforward; in the case of the BAO this is much harder.

Inverse Approach: The idea of using data directly to construct the metric on the past lightcone, and then integrating into the interior, goes back to a pioneering paper by Ellis et. al. [122] based on a very old thesis by Maartens [125]. This is an approach to cosmology which circumvents the Copernican assumption entirely: in theory, with perfect observations, we have just enough information from our past lightcone to reconstruct the correct model of the universe within it – whatever it is. One of the key requirements is for transverse velocities (or $H_{\perp ab}$), so in practise this is a *very* challenging method, but important nevertheless.

Each of these approaches reveals significant insights into the geometry of the universe, and the restrictions that different observables place upon it. However, it is not yet clear from a theoretical point of view when we are able to say enough is enough. That is, a principle question of establishing confidence levels remains unanswered. If we constrain, say, $\mathcal{C}(z) < \varepsilon_{\mathcal{C}}$ and $\mathcal{T}(z) < \varepsilon_{\mathcal{T}}$ over some range of redshift, then under what circumstances is that sufficient to conclude approximate FLRW geometry? A recent study suggests this might be critical to their efficacy [204]. Similarly, if we can constrain a variety of radially inhomogeneous models with dark energy to be homogeneous, is this sufficient?

Some key questions remain:

Stability: Which of the consistency tests are perturbatively stable? That is, for which of the tests does ‘ $= \mathcal{O}(\epsilon)$ ’ imply the geometry is similarly close to FLRW? What does close to FLRW mean?

Sufficiency: What are the sets of consistency tests which are necessary and sufficient to determine FLRW geometry?

Confidence: How do we use these to place a measure on model-independent limits of deviations from FLRW, given realistic data?

In the case of exact spherical symmetry and a dust equation of state, say, sufficiency is relatively straightforward – the LTB model has two free functional degrees of freedom, so if these are chosen to have the same observables as an FLRW model with the same matter content, then the models must be the same [7]. This could be phrased in terms of the consistency relations as: $\mathcal{C}(z) = 0 = \mathcal{H}(z)$ iff FLRW. Similarly, one can probably say that a model which passes Goodmans CMB tests and has $\mathcal{C}(z) = 0$ is necessarily FLRW – but there is no proof of this as yet. Furthermore, in a realistic setting with near isotropy, approximate consistency and unknown dark energy, are these enough? How do these tests manage with realistic data?

It is actually surprising that it is possible to test the Copernican principle at all, and it has only lately been seen as a testable assumption. As recently as 2006, George Ellis asserts in relation to the Copernican principle [120]: “Establishing a Robertson-Walker geometry for the universe relies on plausible philosophical assumptions. The deduction of spatial homogeneity follows not directly from astronomical data, but because we add to the observations a philosophical principle that is plausible but untestable.” It seems that this is rather too pessimistic. We have discussed quite general ideas for testing the Copernican principle which can observationally establish homogeneity within our horizon which are achievable over the coming years.

Acknowledgments

I would like to thank Tim Clifton, George Ellis, Juan García-Bellido, Roy Maartens, Valerio Marra, Marco Regis, Wessel Valkenburg and Miguel Zumalacárregui Pérez for comments on the draft, and my collaborators for many discussions. This work is funded in part by the NRF (South Africa).

Covariant formulation of the field equations

The 1+3 covariant Ehlers-Ellis formalism provides a physically transparent formulation of the field equations in fully nonlinear generality (see [205, 206] for reviews). The Ehlers-Ellis formalism is a covariant Lagrangian approach to gravitational dynamics, based on a decomposition relative to a chosen 4-velocity field u^a . The fundamental tensors are

$$h_{ab} = g_{ab} + u_a u_b, \quad \varepsilon_{abc} = \eta_{abcd} u^d, \quad (97)$$

where h_{ab} projects into the instantaneous rest space of comoving observers, and ε_{abc} is the projection of the spacetime alternating tensor $\eta_{abcd} = -\sqrt{-g}\delta^0_{[a}\delta^1_b\delta^2_c\delta^3_{d]}$, and so

$$\eta_{abcd} = 2u_{[a}\varepsilon_{b]cd} - 2\varepsilon_{ab[c}u_{d]}, \quad \varepsilon_{abc}\varepsilon^{def} = 3!h_{[a}{}^d h_b{}^e h_c]{}^f. \quad (98)$$

The projected symmetric tracefree (PSTF) parts of vectors and rank-2 tensors are

$$V_{\langle a} = h_a{}^b V_b, \quad S_{\langle ab} = \left\{ h_{(a}{}^c h_{b)}{}^d - \frac{1}{3} h^{cd} h_{ab} \right\} S_{cd}. \quad (99)$$

The skew part of a projected rank-2 tensor is spatially dual to the projected vector, $S_a = \frac{1}{2}\varepsilon_{abc} S^{[bc]}$, and then any projected rank-2 tensor has the decomposition $S_{ab} = \frac{1}{3} S h_{ab} + \varepsilon_{abc} S^c + S_{\langle ab}$, where $S = S_{cd} h^{cd}$. Scalars, projected vectors and PSTF tensors are the fundamental objects which represent the gravitational field.

The covariant derivative ∇_a defines 1+3 covariant time and spatial derivatives:

$$j^{a\dots b} = u^c \nabla_c J^{a\dots b}, \quad D_c J^{a\dots b} = h_c{}^d h^a{}_e \dots h_b{}^f \nabla_d J^{e\dots f}. \quad (100)$$

The projected derivative D_a defines a covariant PSTF divergence, $\text{div } V = D^a V_a$, $\text{div } S_a = D^b S_{ab}$, and a covariant PSTF curl,

$$\text{curl } V_a = \varepsilon_{abc} D^b V^c, \quad \text{curl } S_{ab} = \varepsilon_{cd(a} D^c S_{b)}{}^d. \quad (101)$$

The relative motion of comoving observers is encoded in the PSTF kinematical quantities: the volume expansion rate, 4-acceleration, vorticity and shear, given respectively by

$$\Theta = D^a u_a, \quad A_a = \dot{u}_a, \quad \omega_a = \text{curl } u_a, \quad \sigma_{ab} = D_{\langle a} u_{b)}. \quad (102)$$

Thus

$$\nabla_b u_a = \frac{1}{3} \Theta h_{ab} + \varepsilon_{abc} \omega^c + \sigma_{ab} - A_a u_b. \quad (103)$$

A key identity (valid in the fully nonlinear case) is

$$\text{curl } D_a \psi \equiv \varepsilon_{abc} D^b D^c \psi = -2\dot{\psi} \omega_a, \quad (104)$$

which shows that curl grad is nonzero in the presence of vorticity (a purely relativistic feature, with no Newtonian analogue). A crucial nonlinear commutation relation for scalars is

$$h_a{}^b (D_b \dot{\psi}) - D_a \dot{\psi} = \dot{\psi} A_a - \left(\frac{1}{3} \Theta h_{ab} + \sigma_{ab} + \varepsilon_{abc} \omega^c \right) D^b \psi. \quad (105)$$

The PSTF dynamical quantities which describe the sources of the gravitational field are: the (total) energy density $\rho = T_{ab} u^a u^b$, isotropic pressure $p = \frac{1}{3} h_{ab} T^{ab}$, momentum density $q_a = -T_{\langle a}{}^b u^b$, and anisotropic stress $\pi_{ab} = T_{\langle ab}$, where T_{ab} is the total energy-momentum tensor. The locally free gravitational field, i.e. the part of the spacetime

curvature not directly determined locally by dynamical sources, is given by the Weyl tensor C_{abcd} . This splits into the PSTF gravito-electric and gravito-magnetic fields

$$E_{ab} = C_{acbd}u^c u^d, \quad H_{ab} = \frac{1}{2}\varepsilon_{acd}C^{cd}{}_{be}u^e, \quad (106)$$

which provide a covariant description of tidal forces and gravitational radiation.

The Ricci and Bianchi identities,

$$\nabla_{[a}\nabla_{b]}u_c = R_{abcd}u^d, \quad \nabla^d C_{abcd} = -\nabla_{[a}\left\{R_{b]c} - \frac{1}{6}Rg_{b]c}\right\}, \quad (107)$$

produce the fundamental evolution and constraint equations governing the covariant quantities. Einstein's equations are incorporated via the algebraic replacement of the Ricci tensor

$$R^{ab} = T^{ab} - \frac{1}{2}T_c{}^c g^{ab} + \Lambda g^{ab}, \quad (108)$$

where T^{ab} is the total energy-momentum tensor.

The resulting equations, in fully nonlinear form and for a general source of the gravitational field, are:

Evolution:

$$\dot{\rho} + (\rho + p)\Theta + \text{div } q = -2A^a q_a - \sigma^{ab}\pi_{ab}, \quad (109)$$

$$\dot{\Theta} + \frac{1}{3}\Theta^2 + \frac{1}{2}(\rho + 3p) - \Lambda - \text{div } A = -\sigma_{ab}\sigma^{ab} + 2\omega_a\omega^a + A_a A^a, \quad (110)$$

$$\dot{q}_{\langle a} + \frac{4}{3}\Theta q_a + (\rho + p)A_a + D_a p + \text{div } \pi_a = -\sigma_{ab}q^b + \varepsilon_{abc}\omega^b q^c - A^b \pi_{ab}, \quad (111)$$

$$\dot{\omega}_{\langle a} + \frac{2}{3}\Theta \omega_a + \frac{1}{2}\text{curl } A_a = \sigma_{ab}\omega^b, \quad (112)$$

$$\dot{\sigma}_{\langle ab} + \frac{2}{3}\Theta \sigma_{ab} + E_{ab} - \frac{1}{2}\pi_{ab} - D_{\langle a}A_{b\rangle} = -\sigma_{c\langle a}\sigma_{b\rangle}{}^c - \omega_{\langle a}\omega_{b\rangle} + A_{\langle a}A_{b\rangle}, \quad (113)$$

$$\begin{aligned} \dot{E}_{\langle ab} + \Theta E_{ab} - \text{curl } H_{ab} + \frac{1}{2}(\rho + p)\sigma_{ab} + \frac{1}{2}\dot{\pi}_{\langle ab} + \frac{1}{6}\Theta \pi_{ab} + \frac{1}{2}D_{\langle a}q_{b\rangle} &= -A_{\langle a}q_{b\rangle} + 2A^c \varepsilon_{cd\langle a}H_{b\rangle}{}^d \\ &+ 3\sigma_{c\langle a}E_{b\rangle}{}^c - \omega^c \varepsilon_{cd\langle a}E_{b\rangle}{}^d - \frac{1}{2}\sigma^c{}_{\langle a}\pi_{b\rangle}{}^c - \frac{1}{2}\omega^c \varepsilon_{cd\langle a}\pi_{b\rangle}{}^d, \end{aligned} \quad (114)$$

$$\begin{aligned} \dot{H}_{\langle ab} + \Theta H_{ab} + \text{curl } E_{ab} - \frac{1}{2}\text{curl } \pi_{ab} &= 3\sigma_{c\langle a}H_{b\rangle}{}^c - \omega^c \varepsilon_{cd\langle a}H_{b\rangle}{}^d \\ &- 2A^c \varepsilon_{cd\langle a}E_{b\rangle}{}^c - \frac{3}{2}\omega_{\langle a}q_{b\rangle} + \frac{1}{2}\sigma^c{}_{\langle a}\varepsilon_{b\rangle}{}^c q^d. \end{aligned} \quad (115)$$

Constraint:

$$\text{div } \omega = A^a \omega_a, \quad (116)$$

$$\text{div } \sigma_a - \text{curl } \omega_a - \frac{2}{3}D_a \Theta + q_a = -2\varepsilon_{abc}\omega^b A^c, \quad (117)$$

$$\text{curl } \sigma_{ab} + D_{\langle a}\omega_{b\rangle} - H_{ab} = -2A_{\langle a}\omega_{b\rangle}, \quad (118)$$

$$\text{div } E_a + \frac{1}{2}\text{div } \pi_a - \frac{1}{3}D_a \rho + \frac{1}{3}\Theta q_a = \varepsilon_{abc}\sigma^b{}^d H^{cd} - 3H_{ab}\omega^b + \frac{1}{2}\sigma_{ab}q^b - \frac{3}{2}\varepsilon_{abc}\omega^b q^c, \quad (119)$$

$$\text{div } H_a + \frac{1}{2}\text{curl } q_a - (\rho + p)\omega_a = -\varepsilon_{abc}\sigma^b{}^d E^{cd} - \frac{1}{2}\varepsilon_{abc}\sigma^b{}^d \pi^{cd} + 3E_{ab}\omega^b - \frac{1}{2}\pi_{ab}\omega^b. \quad (120)$$

The energy and momentum conservation equations are the evolution equations (109) and (111). The dynamical quantities ρ, p, q_a, π_{ab} in the evolution and constraint equations (109)–(120) are the total quantities, with contributions from all dynamically significant particle species. That is,

$$T^{ab} = \sum_I T_I^{ab} = \rho u^a u^b + p h^{ab} + 2q^{(a} u^{b)} + \pi^{ab}, \quad (121)$$

$$T_I^{ab} = \rho_I^* u_I^a u_I^b + p_I^* h_I^{ab} + 2q_I^{*(a} u_I^{b)} + \pi_I^{*ab}, \quad (122)$$

where $I = r, n, b, c, \Lambda$ labels the species. The asterisk on the dynamical quantities ρ_I^*, \dots is intended to emphasize that these quantities are measured, not in the u^a -frame, but in the I -frame, whose 4-velocity is given by

$$u_I^a = \gamma_I (u^a + v_I^a), \quad v_I^a u_a = 0, \quad \gamma_I = (1 - v_I^2)^{-1/2}. \quad (123)$$

The total dynamical quantities in Eqs. (109)–(120), are given by

$$\rho = \sum_I \rho_I, \quad p = \sum_I p_I, \quad q^a = \sum_I q_I^a, \quad \pi^{a\nu} = \sum_I \pi_I^{a\nu}. \quad (124)$$

Assuming that the species are non-interacting, they each separately obey the energy and momentum conservation equations (109) and (111):

$$\dot{\rho}_I + (\rho_I + p_I)\Theta + D_a q_I^a = -2A_a q_I^a - \sigma_{ab} \pi_I^{ab}, \quad (125)$$

$$\dot{q}_I^{(a)} + \frac{4}{3}\Theta q_I^a + (\rho_I + p_I)A^a + D^a p_I + D_\nu \pi_I^{a\nu} = -\sigma^a_b q_I^b + \varepsilon^a_{bc} \omega^b q_I^c - A_b \pi_I^{ab}. \quad (126)$$

The Ehlers-Ellis covariant kinetic theory description starts by splitting the photon 4-momentum as

$$p^a = E(u^a + e^a), \quad e^a e_a = 1, \quad e^a u_a = 0. \quad (127)$$

Here $E = -u_a p^a$ is the energy and $e^a = p^{(a)}/E$ is the direction, as measured by a comoving fundamental observer. Then the photon distribution function is decomposed into covariant harmonics via the expansion

$$\begin{aligned} f(x, p) = f(x, E, e) &= F + F_a e^a + F_{ab} e^a e^b + \dots \\ &= \sum_{\ell \geq 0} F_{A_\ell}(x, E) e^{\langle A_\ell \rangle}, \end{aligned} \quad (128)$$

where $A_\ell \equiv a_1 a_2 \dots a_\ell$ and $e^{A_\ell} \equiv e^{a_1} \dots e^{a_\ell}$. The multipoles F_{A_ℓ} are a covariant alternative to the usual expansion in spherical harmonics. They are PSTF:

$$F_{a\dots b} = F_{\langle a\dots b \rangle} \Leftrightarrow F_{a\dots b} = F_{(a\dots b)}, \quad F_{a\dots b} u^b = 0 = F_{a\dots bc} h^{bc}. \quad (129)$$

The first 3 multipoles determine the radiation energy-momentum tensor,

$$\begin{aligned} T_r^{ab}(x) &\equiv \int p^a p^b f(x, p) d^3 p \\ &= \rho_r u^a u^b + \frac{1}{3} \rho_r h^{ab} + 2q_r^{(a} u^{b)} + \pi_r^{ab}, \end{aligned} \quad (130)$$

where $d^3 p = E dE d\Omega$ is the covariant volume element on the future light cone at event x . It follows that the dynamical quantities of the radiation (in the u^a -frame) are:

$$\rho_r = 4\pi \int_0^\infty E^3 F dE, \quad q_r^a = \frac{4\pi}{3} \int_0^\infty E^3 F^a dE, \quad \pi_r^{ab} = \frac{8\pi}{15} \int_0^\infty E^3 F^{ab} dE. \quad (131)$$

We extend these dynamical quantities to all multipole orders by defining the brightness multipoles

$$\Pi_{a_1 \dots a_\ell} = \int E^3 F_{a_1 \dots a_\ell} dE, \quad (132)$$

so that

$$\Pi = \frac{1}{4\pi} \rho_r, \quad \Pi^a = \frac{3}{4\pi} q_r^a, \quad \Pi^{ab} = \frac{15}{8\pi} \pi_r^{ab}. \quad (133)$$

From these the non-linear temperature fluctuations may be defined as, for $\ell \geq 1$,

$$\mathcal{T}_{A_\ell} = \left(\frac{\pi}{\sigma T^4} \right) \Pi_{A_\ell}, \quad (134)$$

where the monopole temperature is defined from $\rho_r = \sigma T^4$.

The collisionless Boltzmann (or Liouville) equation is

$$\frac{df}{dv} \equiv p^a \frac{\partial f}{\partial x^a} - \Gamma^a{}_{bc} p^b p^c \frac{\partial f}{\partial p^a} = 0, \quad (135)$$

where $p^a = dx^a/dv$, and we neglect polarization. The covariant multipoles of df/dv are given by

$$\begin{aligned} \frac{1}{E} \left(\frac{df}{dv} \right)_{A_\ell} &= \dot{F}_{\langle A_\ell \rangle} - \frac{1}{3} \Theta E F'_{A_\ell} + D_{\langle a_\ell} F_{A_{\ell-1} \rangle} + \frac{(\ell+1)}{(2\ell+3)} D^a F_{a A_\ell} \\ &- \frac{(\ell+1)}{(2\ell+3)} E^{-(\ell+1)} [E^{\ell+2} F_{a A_\ell}]' A^a - E^\ell [E^{1-\ell} F_{\langle A_{\ell-1} \rangle}]' A_{a_\ell} \\ &- \ell \omega^b \varepsilon_{bc(a_\ell} F_{A_{\ell-1})}{}^c - \frac{(\ell+1)(\ell+2)}{(2\ell+3)(2\ell+5)} E^{-(\ell+2)} [E^{\ell+3} F_{ab A_\ell}]' \sigma^{ab} \\ &- \frac{2\ell}{(2\ell+3)} E^{-1/2} [E^{3/2} F_{b \langle A_{\ell-1} \rangle}]' \sigma_{a_\ell}{}^b \\ &- E^{\ell-1} [E^{2-\ell} F_{\langle A_{\ell-2} \rangle}]' \sigma_{a_{\ell-1} a_\ell}, \end{aligned} \quad (136)$$

where a prime denotes $\partial/\partial E$. This is a fully nonlinear expression.

Multiplying Eq. (136) by E^3 and integrating over all energies leads to the brightness multipole evolution equations:

$$\begin{aligned} 0 &= \dot{\Pi}_{\langle A_\ell \rangle} + \frac{4}{3} \Theta \Pi_{A_\ell} + D_{\langle a_\ell} \Pi_{A_{\ell-1} \rangle} + \frac{(\ell+1)}{(2\ell+3)} D^b \Pi_{b A_\ell} \\ &- \frac{(\ell+1)(\ell-2)}{(2\ell+3)} A^b \Pi_{b A_\ell} + (\ell+3) A_{\langle a_\ell} \Pi_{A_{\ell-1} \rangle} \\ &- \ell \omega^b \varepsilon_{bc(a_\ell} \Pi_{A_{\ell-1})}{}^c - \frac{(\ell-1)(\ell+1)(\ell+2)}{(2\ell+3)(2\ell+5)} \sigma^{bc} \Pi_{bc A_\ell} \\ &+ \frac{5\ell}{(2\ell+3)} \sigma^b{}_{\langle a_\ell} \Pi_{A_{\ell-1} \rangle}{}^b - (\ell+2) \sigma_{\langle a_\ell a_{\ell-1}} \Pi_{A_{\ell-2} \rangle}. \end{aligned} \quad (137)$$

Once again, this is a fully nonlinear result. The monopole evolution equation is just the energy conservation equation, i.e., Eq. (125) with $I = r$, and the dipole evolution equation is the momentum conservation equation (126), with $I = r$. The quadrupole evolution is given by Eq. (45).

-
- [1] C. A. Egan, “Dark Energy, Anthropic Selection Effects, Entropy and Life,” arXiv:1005.0745 [astro-ph.CO].
 - [2] J. W. Moffat and D. C. Tatarski, “Redshift and structure formation in a spatially flat inhomogeneous universe,” Phys. Rev. D **45** (1992) 3512.
 - [3] J. W. Moffat and D. C. Tatarski, “Cosmological observations in a local void,” Astrophys. J. **453** (1995) 17 [arXiv:astro-ph/9407036].
 - [4] N. P. Humphreys, R. Maartens and D. R. Matravers, “Anisotropic observations in universes with nonlinear inhomogeneity,” Astrophys. J. **477** (1997) 47 [astro-ph/9602033].
 - [5] N. Mustapha, B. A. Bassett, C. Hellaby and G. F. R. Ellis, “Shrinking 2. The Distortion of the area distance redshift relation in inhomogeneous isotropic universes,” Class. Quant. Grav. **15** (1998) 2363 [gr-qc/9708043].
 - [6] I. Zehavi, A. G. Riess, R. P. Kirshner and A. Dekel, “A Local Hubble Bubble from SNe Ia?,” Astrophys. J. **503** (1998) 483 [astro-ph/9802252].
 - [7] N. Mustapha, C. Hellaby and G. F. R. Ellis, “Large scale inhomogeneity versus source evolution: can we distinguish them observationally?,” Mon. Not. Roy. Astron. Soc. **292** (1997) 817 [gr-qc/9808079].
 - [8] J. F. Pascual-Sanchez, “Cosmic acceleration: Inhomogeneity versus vacuum energy,” Mod. Phys. Lett. A **14** (1999) 1539 [arXiv:gr-qc/9905063].
 - [9] M. -N. Celerier, “Do we really see a cosmological constant in the supernovae data?,” Astron. Astrophys. **353** (2000) 63 [astro-ph/9907206].
 - [10] C. Hellaby, “Multicolor observations, inhomogeneity and evolution,” Astron. Astrophys. **372** (2001) 357 [astro-ph/0010641].
 - [11] K. Tomita, “A Local Void and the Accelerating Universe,” Mon. Not. Roy. Astron. Soc. **326** (2001) 287 [arXiv:astro-ph/0011484].
 - [12] K. Tomita, “Analyses of type Ia supernova data in cosmological models with a local void,” Prog. Theor. Phys. **106** (2001) 929 [astro-ph/0104141].

- [13] H. Iguchi, T. Nakamura and K. -i. Nakao, “Is dark energy the only solution to the apparent acceleration of the present universe?,” *Prog. Theor. Phys.* **108** (2002) 809 [astro-ph/0112419].
- [14] J. W. Moffat, “Cosmic microwave background, accelerating Universe and inhomogeneous cosmology,” *JCAP* **0510** (2005) 012 [astro-ph/0502110].
- [15] J. W. Moffat, “Late-time inhomogeneity and acceleration without dark energy,” *JCAP* **0605** (2006) 001 [astro-ph/0505326].
- [16] H. Alnes, M. Amarguioui and O. Gron, “An inhomogeneous alternative to dark energy?,” *Phys. Rev. D* **73** (2006) 083519 [astro-ph/0512006].
- [17] K. Bolejko, “Supernovae Ia observations in the Lemaitre-Tolman model,” *PMC Phys. A* **2** (2008) 1 [astro-ph/0512103].
- [18] R. A. Vanderveld, E. E. Flanagan and I. Wasserman, “Mimicking dark energy with Lemaitre-Tolman-Bondi models: Weak central singularities and critical points,” *Phys. Rev. D* **74** (2006) 023506 [astro-ph/0602476].
- [19] D. Garfinkle, “Inhomogeneous spacetimes as a dark energy model,” *Class. Quant. Grav.* **23** (2006) 4811 [gr-qc/0605088].
- [20] T. Biswas, R. Mansouri and A. Notari, “Nonlinear Structure Formation and Apparent Acceleration: an Investigation,” *JCAP* **0712**, 017 (2007) [astro-ph/0606703].
- [21] H. Alnes and M. Amarguioui, “CMB anisotropies seen by an off-center observer in a spherically symmetric inhomogeneous universe,” *Phys. Rev. D* **74** (2006) 103520 [astro-ph/0607334].
- [22] D. J. H. Chung and A. E. Romano, “Mapping Luminosity-Redshift Relationship to LTB Cosmology,” *Phys. Rev. D* **74** (2006) 103507 [astro-ph/0608403].
- [23] K. Enqvist and T. Mattsson, “The effect of inhomogeneous expansion on the supernova observations,” *JCAP* **0702** (2007) 019 [astro-ph/0609120].
- [24] M. N. Celerier, “Accelerated-like expansion: inhomogeneities versus dark energy,” arXiv:astro-ph/0609352 (2006).
- [25] H. Alnes and M. Amarguioui, “The supernova Hubble diagram for off-center observers in a spherically symmetric inhomogeneous universe,” *Phys. Rev. D* **75** (2007) 023506 [astro-ph/0610331].
- [26] A. E. Romano, “Redshift Spherical Shell Energy In Isotropic Universes,” *Phys. Rev. D* **76**, 103525 (2007) [astro-ph/0702229].
- [27] M. -N. Celerier, “The accelerated expansion of the Universe challenged by an effect of the inhomogeneities. A review,” [astro-ph/0702416].
- [28] A. J. Conley, R. G. Carlberg, J. Guy, D. A. Howell, S. Jha, A. G. Riess and M. Sullivan, “Is there Evidence for a Hubble bubble? The Nature of Type Ia Supernova Colors and Dust in External Galaxies,” *Astrophys. J.* **664** (2007) L13 [arXiv:0705.0367 [astro-ph]].
- [29] T. H. -C. Lu and C. Hellaby, “Obtaining the spacetime metric from cosmological observations,” *Class. Quant. Grav.* **24** (2007) 4107 [arXiv:0705.1060 [gr-qc]].
- [30] M. Ishak, J. Richardson, D. Whittington and D. Garred, “Dark Energy or Apparent Acceleration Due to a Relativistic Cosmological Model More Complex than FLRW?,” *Phys. Rev. D* **78** (2008) 123531 [Erratum-ibid. *D* **84** (2011) 089902] [arXiv:0708.2943 [astro-ph]].
- [31] M. L. McClure and C. Hellaby, “The Metric of the Cosmos II: Accuracy, Stability, and Consistency,” *Phys. Rev. D* **78** (2008) 044005 [arXiv:0709.0875 [gr-qc]].
- [32] K. Enqvist, “Lemaitre-Tolman-Bondi model and accelerating expansion,” *Gen. Rel. Grav.* **40** (2008) 451 [arXiv:0709.2044 [astro-ph]].
- [33] S. Sarkar, “Is the evidence for dark energy secure?,” *Gen. Rel. Grav.* **40** (2008) 269 [arXiv:0710.5307 [astro-ph]].
- [34] R. R. Caldwell and A. Stebbins, “A Test of the Copernican Principle,” *Phys. Rev. Lett.* **100** (2008) 191302 [arXiv:0711.3459 [astro-ph]].
- [35] T. Mattsson, “Dark energy as a mirage,” *Gen. Rel. Grav.* **42** (2010) 567 [arXiv:0711.4264 [astro-ph]].
- [36] S. Alexander, T. Biswas, A. Notari and D. Vaid, “Local Void vs Dark Energy: Confrontation with WMAP and Type Ia Supernovae,” *JCAP* **0909** (2009) 025 [arXiv:0712.0370 [astro-ph]].
- [37] C. Clarkson, B. Bassett and T. H. -C. Lu, “A general test of the Copernican Principle,” *Phys. Rev. Lett.* **101** (2008) 011301 [arXiv:0712.3457 [astro-ph]].
- [38] J. -P. Uzan, C. Clarkson and G. F. R. Ellis, “Time drift of cosmological redshifts as a test of the Copernican principle,” *Phys. Rev. Lett.* **100** (2008) 191303 [arXiv:0801.0068 [astro-ph]].
- [39] J. Garcia-Bellido and T. Haugboelle, “Confronting Lemaitre-Tolman-Bondi models with Observational Cosmology,” *JCAP* **0804**, 003 (2008) [arXiv:0802.1523 [astro-ph]].
- [40] J. P. Zibin, “Scalar Perturbations on Lemaitre-Tolman-Bondi Spacetimes,” *Phys. Rev. D* **78** (2008) 043504 [arXiv:0804.1787].
- [41] C. -M. Yoo, T. Kai and K. -i. Nakao, “Solving Inverse Problem with Inhomogeneous Universe,” *Prog. Theor. Phys.* **120** (2008) 937 [arXiv:0807.0932 [astro-ph]].
- [42] J. Garcia-Bellido and T. Haugboelle, “Looking the void in the eyes - the kSZ effect in LTB models,” *JCAP* **0809** (2008) 016 [arXiv:0807.1326 [astro-ph]].
- [43] T. Clifton, P. G. Ferreira and K. Land, “Living in a Void: Testing the Copernican Principle with Distant Supernovae,” *Phys. Rev. Lett.* **101** (2008) 131302 [arXiv:0807.1443 [astro-ph]].
- [44] K. Bolejko and J. S. B. Wyithe, “Testing the Copernican Principle Via Cosmological Observations,” *JCAP* **0902** (2009) 020 [arXiv:0807.2891 [astro-ph]].
- [45] M. E. Araujo, W. R. Stoeger, R. C. Arcuri and M. L. Bedran, “Solving Einstein Field Equations in Observational Coordinates with Cosmological Data Functions: Spherically Symmetric Universes with Cosmological Constant,” *Phys. Rev. D* **78** (2008) 063513 [arXiv:0807.4193 [astro-ph]].

- [46] P. Hunt and S. Sarkar, “Constraints on large scale inhomogeneities from WMAP-5 and SDSS: confrontation with recent observations,” *Mon. Not. Roy. Astron. Soc.* **401** (2010) 547 [arXiv:0807.4508 [astro-ph]].
- [47] J. Jia and H. -b. Zhang, “Can the Copernican principle be tested by cosmic neutrino background?,” *JCAP* **0812** (2008) 002 [arXiv:0809.2597 [astro-ph]].
- [48] J. P. Zibin, A. Moss and D. Scott, “Can we avoid dark energy?,” *Phys. Rev. Lett.* **101** (2008) 251303 [arXiv:0809.3761].
- [49] J. Garcia-Bellido and T. Haugboelle, “The radial BAO scale and Cosmic Shear, a new observable for Inhomogeneous Cosmologies,” *JCAP* **0909** (2009) 028 [arXiv:0810.4939 [astro-ph]].
- [50] T. Clifton, P. G. Ferreira and J. Zuntz, “What the small angle CMB really tells us about the curvature of the Universe,” *JCAP* **0907** (2009) 029 [arXiv:0902.1313 [astro-ph.CO]].
- [51] K. Tomita and K. T. Inoue, “Probing violation of the Copernican principle via the integrated Sachs-Wolfe effect,” *Phys. Rev. D* **79** (2009) 103505 [arXiv:0903.1541].
- [52] A. Krasinski, C. Hellaby, K. Bolejko and M. -N. Celerier, “Imitating accelerated expansion of the Universe by matter inhomogeneities: Corrections of some misunderstandings,” *Gen. Rel. Grav.* **42** (2010) 2453 [arXiv:0903.4070 [gr-qc]].
- [53] C. Clarkson, T. Clifton and S. February, “Perturbation Theory in Lemaitre-Tolman-Bondi Cosmology,” *JCAP* **0906** (2009) 025 [arXiv:0903.5040 [astro-ph.CO]].
- [54] M. E. Araujo and W. R. Stoeger, “Obtaining the time evolution for spherically symmetric Lemaitre-Tolman-Bondi models given data on our past light cone,” *Phys. Rev. D* **80** (2009) 123517 [Erratum-ibid. *D* **81** (2010) 049903] [arXiv:0904.0730 [astro-ph.CO]].
- [55] M. -N. Celerier, K. Bolejko and A. Krasinski, “A (giant) void is not mandatory to explain away dark energy with a Lemaitre – Tolman model,” *Astron. Astrophys.* **518** (2010) A21 [arXiv:0906.0905 [astro-ph.CO]].
- [56] K. Tomita, “On astrophysical explanations due to cosmological inhomogeneities for the observational acceleration,” arXiv:0906.1325 [astro-ph.CO].
- [57] K. Kainulainen and V. Marra, “SNe observations in a meatball universe with a local void,” *Phys. Rev. D* **80** (2009) 127301 [arXiv:0906.3871 [astro-ph.CO]].
- [58] D. Garfinkle, “The motion of galaxy clusters in inhomogeneous cosmologies,” *Class. Quant. Grav.* **27** (2010) 065002 [arXiv:0908.4102 [gr-qc]].
- [59] J. Sollerman, E. Mortsell, T. M. Davis, M. Blomqvist, B. Bassett, A. C. Becker, D. Cinabro and A. V. Filippenko *et al.*, “First-Year Sloan Digital Sky Survey-II (SDSS-II) Supernova Results: Constraints on Non-Standard Cosmological Models,” *Astrophys. J.* **703** (2009) 1374 [arXiv:0908.4276 [astro-ph.CO]].
- [60] S. February, J. Larena, M. Smith and C. Clarkson, “Rendering Dark Energy Void,” *Mon. Not. Roy. Astron. Soc.* **405** (2010) 2231 [arXiv:0909.1479 [astro-ph.CO]].
- [61] M. Blomqvist and E. Mortsell, “Supernovae as seen by off-center observers in a local void,” *JCAP* **1005** (2010) 006 [arXiv:0909.4723 [astro-ph.CO]].
- [62] M. Quartin and L. Amendola, “Distinguishing Between Void Models and Dark Energy with Cosmic Parallax and Redshift Drift,” *Phys. Rev. D* **81** (2010) 043522 [arXiv:0909.4954 [astro-ph.CO]].
- [63] C. Hellaby, “Modelling Inhomogeneity in the Universe,” *PoS ISFTG* (2009) 005 [arXiv:0910.0350 [gr-qc]].
- [64] J. W. Moffat, “Void or Dark Energy?,” arXiv:0910.2723 [astro-ph.CO].
- [65] A. E. Romano, “Testing (in)homogeneity with redshift spherical shell mass $mn(z)$,” *JCAP* **1001** (2010) 004 [arXiv:0911.2927].
- [66] E. W. Kolb and C. R. Lamb, “Light-cone observations and cosmological models: implications for inhomogeneous models mimicking dark energy,” arXiv:0911.3852 [astro-ph.CO].
- [67] A. E. Romano, “Can the cosmological constant be mimicked by smooth large-scale,” *JCAP* **1005**, 020 (2010) [arXiv:0912.2866].
- [68] A. E. Romano, “Mimicking the cosmological constant for more than one observable with large scale inhomogeneities,” *Phys. Rev. D* **82** (2010) 123528 [arXiv:0912.4108 [astro-ph.CO]].
- [69] R. A. Sussman, “A New approach for doing theoretical and numeric work with Lemaitre-Tolman-Bondi dust models,” arXiv:1001.0904 [gr-qc].
- [70] R. A. Sussman, “Radial asymptotics of Lemaitre-Tolman-Bondi dust models,” *Gen. Rel. Grav.* **42** (2010) 2813 [arXiv:1002.0173 [gr-qc]].
- [71] M.-X. Lan, M. Li, X.-D. Li and S. Wang, “Cosmic Age Test in Inhomogeneous Cosmological Models Mimicking Λ CDM on the Light-Cone,” *Phys. Rev. D* **82** (2010) 023516 [arXiv:1002.0978 [astro-ph.CO]].
- [72] P. Dunsby, N. Goheer, B. Osano and J.-P. Uzan, “How close can an Inhomogeneous Universe mimic the Concordance Model?,” *JCAP* **1006** (2010) 017 [arXiv:1002.2397 [astro-ph.CO]].
- [73] H. Goto and H. Kodama, “Gravitational Lensing Effects in the LTB Model,” arXiv:1002.3161 [astro-ph.CO].
- [74] K. Saito, A. Ishibashi and H. Kodama, “Analytic formulae for CMB anisotropy in LTB cosmology,” arXiv:1002.3855 [astro-ph.CO].
- [75] M. Regis and C. Clarkson, “Do primordial Lithium abundances imply there’s no Dark Energy?,” *Gen. Rel. Grav.* **44** (2012) 567 [arXiv:1003.1043 [astro-ph.CO]].
- [76] C. -M. Yoo, K. -i. Nakao and M. Sasaki, “CMB observations in LTB universes: Part I: Matching peak positions in the CMB spectrum,” *JCAP* **1007** (2010) 012 [arXiv:1005.0048 [astro-ph.CO]].
- [77] R. A. Sussman, “Evolution of radial profiles in regular Lemaitre-Tolman-Bondi dust models,” *Class. Quant. Grav.* **27** (2010) 175001 [arXiv:1005.0717 [gr-qc]].
- [78] C. Clarkson and R. Maartens, “Inhomogeneity and the foundations of concordance cosmology,” *Class. Quant. Grav.* **27**, 124008 (2010) [arXiv:1005.2165].

- [79] T. Biswas, A. Notari and W. Valkenburg, “Testing the Void against Cosmological data: fitting CMB, BAO, SN and H_0 ,” JCAP **1011** (2010) 030 [arXiv:1007.3065 [astro-ph.CO]].
- [80] P. J. van der Walt and N. T. Bishop, “Observational cosmology using characteristic numerical relativity,” Phys. Rev. D **82** (2010) 084001 [arXiv:1007.3189 [gr-qc]].
- [81] C. Clarkson and M. Regis, “The Cosmic Microwave Background in an Inhomogeneous Universe - why void models of dark energy are only weakly constrained by the CMB,” JCAP **1102** (2011) 013 [arXiv:1007.3443 [astro-ph.CO]].
- [82] A. Moss, J. P. Zibin and D. Scott, “Precision Cosmology Defeats Void Models for Acceleration,” Phys. Rev. D **83** (2011) 103515 [arXiv:1007.3725 [astro-ph.CO]].
- [83] C. -M. Yoo, K. -i. Nakao and M. Sasaki, “CMB observations in LTB universes: Part II – the kSZ effect in an LTB universe,” JCAP **1010** (2010) 011 [arXiv:1008.0469 [astro-ph.CO]].
- [84] S. Foreman, A. Moss, J. P. Zibin and D. Scott, “Spatial and temporal tuning in void models for acceleration,” Phys. Rev. D **82** (2010) 103532 [arXiv:1009.0273 [astro-ph.CO]].
- [85] M. E. Araujo and W. R. Stoeger, “Using Time Drift of Cosmological Redshifts to find the Mass-Energy Density of the Universe,” Phys. Rev. D **82** (2010) 123513 [arXiv:1009.2783 [gr-qc]].
- [86] P. Zhang and A. Stebbins, “Confirmation of the Copernican principle at Gpc radial scale and above from the kinetic Sunyaev Zel’dovich effect power spectrum,” Phys. Rev. Lett. **107** (2011) 041301 [arXiv:1009.3967 [astro-ph.CO]].
- [87] V. Marra and M. Paakkonen, “Observational constraints on the LLTB model,” JCAP **1012** (2010) 021 [arXiv:1009.4193 [astro-ph.CO]].
- [88] C. -M. Yoo, T. Kai and K. -i. Nakao, “Redshift Drift in LTB Void Universes,” Phys. Rev. D **83** (2011) 043527 [arXiv:1010.0091 [astro-ph.CO]].
- [89] C. -M. Yoo, “A Note on the Inverse Problem with LTB Universes,” Prog. Theor. Phys. **124** (2010) 645 [arXiv:1010.0530 [astro-ph.CO]].
- [90] D. Alonso, J. Garcia-Bellido, T. Haugbolle and J. Vicente, “Large scale structure simulations of inhomogeneous LTB void models,” Phys. Rev. D **82** (2010) 123530 [arXiv:1010.3453 [astro-ph.CO]].
- [91] M. E. Araujo and W. R. Stoeger, “Finding a Spherically Symmetric Cosmology from Observations in Observational Coordinates – Advantages and Challenges,” JCAP **1107** (2011) 029 [arXiv:1011.6110 [astro-ph.CO]].
- [92] S. Chatterjee, “Inhomogeneities in dusty universe - a possible alternative to dark energy?,” JCAP **1103** (2011) 014 [arXiv:1012.1706 [gr-qc]].
- [93] E. M. Duffy and B. C. Nolan, “Odd Parity Perturbations of the Self-Similar LTB Spacetime,” Class. Quant. Grav. **28** (2011) 105020 [arXiv:1012.2766 [gr-qc]].
- [94] S. Nadathur and S. Sarkar, “Reconciling the local void with the CMB,” Phys. Rev. D **83** (2011) 063506 [arXiv:1012.3460 [astro-ph.CO]].
- [95] H. Goto and H. Kodama, “The Gravitational Lensing Effect on the CMB Polarisation Anisotropy in the Lambda-LTB Model,” Prog. Theor. Phys. **125** (2011) 815 [arXiv:1101.0476 [astro-ph.CO]].
- [96] V. Marra and A. Notari, “Observational constraints on inhomogeneous cosmological models without dark energy,” Class. Quant. Grav. **28** (2011) 164004 [arXiv:1102.1015 [astro-ph.CO]].
- [97] R. A. Sussman, “Back-reaction and effective acceleration in generic LTB dust models,” Class. Quant. Grav. **28** (2011) 235002 [arXiv:1102.2663 [gr-qc]].
- [98] K. Bolejko, C. Hellaby and A. H. A. Alfedeel, “The Metric of the Cosmos from Luminosity and Age Data,” JCAP **1109** (2011) 011 [arXiv:1102.3370 [astro-ph.CO]].
- [99] G. F. R. Ellis, “Inhomogeneity effects in Cosmology,” arXiv:1103.2335 [astro-ph.CO].
- [100] A. G. Riess, L. Macri, S. Casertano, H. Lampeitl, H. C. Ferguson, A. V. Filippenko, S. W. Jha and W. Li *et al.*, “A 3% Solution: Determination of the Hubble Constant with the Hubble Space Telescope and Wide Field Camera 3,” Astrophys. J. **730** (2011) 119 [Erratum-ibid. **732** (2011) 129] [arXiv:1103.2976 [astro-ph.CO]].
- [101] A. E. Romano and P. Chen, “Corrections to the apparent value of the cosmological constant due to local inhomogeneities,” JCAP **1110** (2011) 016 [arXiv:1104.0730 [astro-ph.CO]].
- [102] J. P. Zibin and A. Moss, “Linear kinetic Sunyaev-Zel’dovich effect and void models for acceleration,” Class. Quant. Grav. **28** (2011) 164005 [arXiv:1105.0909 [astro-ph.CO]].
- [103] A. E. Romano, “Do recent accurate measurements of H_0 really rule out void models as alternatives to dark energy?,” arXiv:1105.1864 [astro-ph.CO].
- [104] A. B. Belloso, J. Garcia-Bellido and D. Sapone, “A parametrization of the growth index of matter perturbations in various Dark Energy models and observational prospects using a Euclid-like survey,” JCAP **1110** (2011) 010 [arXiv:1105.4825 [astro-ph.CO]].
- [105] V. Marra and M. Paakkonen, “Exact spherically-symmetric inhomogeneous model with n perfect fluids,” JCAP **1201** (2012) 025 [arXiv:1105.6099 [gr-qc]].
- [106] M. -N. Celerier, “Some clarifications about spherically symmetric models of the Universe used to deal with the dark energy problem,” arXiv:1108.1373 [astro-ph.CO].
- [107] P. Bull, T. Clifton and P. G. Ferreira, “The kSZ effect as a test of general radial inhomogeneity in LTB cosmology,” Phys. Rev. D **85** (2012) 024002 [arXiv:1108.2222 [astro-ph.CO]].
- [108] J. P. Zibin, “Can decaying modes save void models for acceleration?,” Phys. Rev. D **84** (2011) 123508 [arXiv:1108.3068 [astro-ph.CO]].
- [109] H. Wang and T. -J. Zhang, “Constraints on Lemaitre-Tolman-Bondi models from Observational Hubble Parameter data,” arXiv:1111.2400 [astro-ph.CO].
- [110] C. Winfield, “Well-posedness of Einstein’s Equation with Redshift Data,” J. Math. Phys. **50** (2009) 113515

- [arXiv:1111.5097 [math.CA]].
- [111] K. Yagi, A. Nishizawa and C. -M. Yoo, “Direct Measurement of the Positive Acceleration of the Universe and Testing Inhomogeneous Models under Gravitational Wave Cosmology,” arXiv:1112.6040 [astro-ph.CO].
- [112] M. Zumalacarregui, J. Garcia-Bellido and P. Ruiz-Lapuente, “Tension in the Void: Cosmic Rulers Strain Inhomogeneous Cosmologies,” arXiv:1201.2790 [astro-ph.CO].
- [113] B. F. Roukema and V. Blanloeil, “On the topological implications of inhomogeneity,” arXiv:1201.5845 [astro-ph.CO].
- [114] A. D. Linde, D. A. Linde and A. Mezhlumian, “Do we live in the center of the world?,” Phys. Lett. B **345** (1995) 203 [hep-th/9411111].
- [115] N. Afshordi, A. Slosar and Y. Wang, “A Theory of a Spot,” JCAP **1101** (2011) 019 [arXiv:1006.5021 [astro-ph.CO]].
- [116] J. -P. Uzan, “Dark energy, gravitation and the Copernican principle,” arXiv:0912.5452 [gr-qc].
- [117] C. Clarkson, G. Ellis, J. Larena and O. Umeh, “Does the growth of structure affect our dynamical models of the universe? The averaging, backreaction and fitting problems in cosmology,” Rept. Prog. Phys. **74** (2011) 112901 [arXiv:1109.2314 [astro-ph.CO]].
- [118] T. Buchert and S. Rasanen, “Backreaction in late-time cosmology,” arXiv:1112.5335 [astro-ph.CO].
- [119] http://en.wikipedia.org/wiki/Wisdom_of_the_crowd
- [120] G. F. R. Ellis, “Issues in the philosophy of cosmology,” astro-ph/0602280.
- [121] F. S. Labini and Y. V. Baryshev, “Testing the Copernican and Cosmological Principles in the local universe with galaxy surveys,” JCAP **1006** (2010) 021 [arXiv:1006.0801 [astro-ph.CO]].
- [122] G. F. R. Ellis, S. D. Nel, R. Maartens, W. R. Stoeger and A. P. Whitman, Phys. Rept. **124** (1985) 315.
- [123] C. Hellaby and A. H. A. Alfedeel, “Solving the Observer Metric,” Phys. Rev. D **79** (2009) 043501 [arXiv:0811.1676 [gr-qc]].
- [124] W. B. Bonnor, G. F. R. Ellis, “Observational homogeneity of the universe.” Mon. Not. R. Ast. Soc. **218** (1986) 605-614.
- [125] R. Maartens, PhD thesis, University of Cape Town (1980).
- [126] R. Maartens and D. R. Matravers, Class. Quantum Grav. **11** (1994) 2693.
- [127] J. Silk “Large-scale inhomogeneity of the Universe - Spherically symmetric models,” Astron. Astrophys. **59** (1977) 53-58.
- [128] P. Szekeres and A. Lun, “What is a shell crossing singularity?,” J. Austral. Math. Soc. B **41** (1999) 167.
- [129] A. G. Riess, L. -G. Strolger, S. Casertano, H. C. Ferguson, B. Mobasher, B. Gold, P. J. Challis and A. V. Filippenko *et al.*, “New Hubble Space Telescope Discoveries of Type Ia Supernovae at $z \geq 1$: Narrowing Constraints on the Early Behavior of Dark Energy,” Astrophys. J. **659** (2007) 98 [astro-ph/0611572].
- [130] M. Kowalski *et al.* [Supernova Cosmology Project Collaboration], “Improved Cosmological Constraints from New, Old and Combined Supernova Datasets,” Astrophys. J. **686** (2008) 749 [arXiv:0804.4142 [astro-ph]].
- [131] W. Hu and S. Dodelson, “Cosmic Microwave Background Anisotropies,” Ann. Rev. Astron. Astrophys. **40** (2002) 171 [astro-ph/0110414].
- [132] Y. Wang and P. Mukherjee, “Observational Constraints on Dark Energy and Cosmic Curvature,” Phys. Rev. D **76** (2007) 103533 [arXiv:astro-ph/0703780].
- [133] M. Vonlanthen, S. Rasanen and R. Durrer, “Model-independent cosmological constraints from the CMB,” JCAP **1008** (2010) 023 [arXiv:1003.0810 [astro-ph.CO]].
- [134] W. Hu, “Lecture Notes on CMB Theory: From Nucleosynthesis to Recombination,” arXiv:0802.3688 [astro-ph].
- [135] J. Goodman, “Geocentrism reexamined,” Phys. Rev. D **52** (1995) 1821 [astro-ph/9506068].
- [136] R. A. Sunyaev and Y. B. Zeldovich, “The Observations of Relic Radiation as a Test of the Nature of X-Ray Radiation from the Clusters of Galaxies,” Comments on Astrophysics and Space Physics **4** (1972) 173.
- [137] R. A. Sunyaev and Y. B. Zeldovich, “The velocity of clusters of galaxies relative to the microwave background - The possibility of its measurement,” Mon. Not. Roy. Astron. Soc. **190** (1980) 413-420.
- [138] A. Stebbins, “CMB Spectral Distortions from the Scattering of Temperature Anisotropies,” [astro-ph/0703541 [ASTRO-PH]].
- [139] R. H. Cyburt, B. D. Fields and K. A. Olive, “A Bitter Pill: The Primordial Lithium Problem Worsens,” JCAP **0811** (2008) 012 [arXiv:0808.2818 [astro-ph]].
- [140] E. Aver, K. A. Olive and E. D. Skillman, “A New Approach to Systematic Uncertainties and Self-Consistency in Helium Abundance Determinations,” JCAP **1005** (2010) 003 [arXiv:1001.5218 [astro-ph.CO]].
- [141] G. Steigman, “Primordial Nucleosynthesis in the Precision Cosmology Era,” Ann. Rev. Nucl. Part. Sci. **57** (2007) 463 [arXiv:0712.1100 [astro-ph]].
- [142] M. Pettini, B. J. Zych, M. T. Murphy, A. Lewis and C. C. Steidel, “Deuterium Abundance in the Most Metal-Poor Damped Lyman alpha System: Converging on Omega-baryons,” Mon. Not. Roy. Astron. Soc. **391** (2008) 1499 [arXiv:0805.0594 [astro-ph]].
- [143] F. Iocco, G. Mangano, G. Miele, O. Pisanti and P. D. Serpico, “Primordial Nucleosynthesis: from precision cosmology to fundamental physics,” Phys. Rept. **472** (2009) 1 [arXiv:0809.0631 [astro-ph]].
- [144] D. J. Eisenstein and W. Hu, “Baryonic features in the matter transfer function,” Astrophys. J. **496** (1998) 605 [astro-ph/9709112].
- [145] C. A. Clarkson and R. K. Barrett, “Covariant perturbations of Schwarzschild black holes,” Class. Quant. Grav. **20** (2003) 3855 [gr-qc/0209051].
- [146] C. Clarkson, “A Covariant approach for perturbations of rotationally symmetric spacetimes,” Phys. Rev. D **76** (2007) 104034 [arXiv:0708.1398 [gr-qc]].
- [147] U. H. Gerlach and U. K. Sengupta, Phys. Rev. D **19** (1979) 2268.
Addendum, *ibid.*, **22** (1980) 1300.
- [148] C. Gundlach and J. M. Martin-Garcia, “Gauge-invariant and coordinate-independent perturbations of stellar collapse. I:

- The interior,” *Phys. Rev. D* **61** (2000) 084024 [arXiv:gr-qc/9906068].
- [149] K. Tomita, “Perturbations in a spherically symmetric inhomogeneous cosmological model *Phys. Rev. D* **56** (1997) 3341.
- [150] K. A. Malik and D. Wands, *Phys. Rept.* **475** (2009) 1 [arXiv:0809.4944].
- [151] J. Grande and L. Perivolaropoulos, “Generalized LTB model with Inhomogeneous Isotropic Dark Energy: Observational Constraints,” *Phys. Rev. D* **84** (2011) 023514 [arXiv:1103.4143 [astro-ph.CO]].
- [152] C. Clarkson, T. Clifton, A. Coley and R. Sung, “Observational Constraints on the Averaged Universe,” *Phys. Rev. D* **85** (2012) 043506 [arXiv:1111.2214 [astro-ph.CO]].
- [153] V. Marra, M. Paakkonen and W. Valkenburg, “Bias on w from large-scale structure,” arXiv:1203.2180 [astro-ph.CO].
- [154] A. Krasinski, “Inhomogeneous cosmological models,” Cambridge University Press, Cambridge 1997, 317 pp, ISBN 0 521 481805
- [155] J. Ehlers, P. Geren and R. K. Sachs, *J. Math. Phys.* **9** (1968) 1344.
- [156] R. Treciokas and G. F. R. Ellis, *Commun. Math. Phys.* **23** (1971) 1.
- [157] G. F. R. Ellis, R. Treciokas and D. R. Matravers, *Ann. Phys.* **150** (1983) 487.
- [158] W. R. Stoeger, S.J., R. Maartens and G. F. R. Ellis, “Proving almost homogeneity of the universe: An Almost Ehlers-Geren-Sachs theorem,” *Astrophys. J.* **443** (1995) 1.
- [159] J. J. Ferrando, J. A. Morales and M. Portilla, *Phys. Rev. D* **46** (1999) 578.
- [160] C. A. Clarkson and R. Barrett, “Does the isotropy of the CMB imply a homogeneous universe? Some generalized EGS theorems,” *Class. Quant. Grav.* **16** (1999) 3781 [gr-qc/9906097].
- [161] C. A. Clarkson and A. A. Coley, “Magnetic Fields and the Cosmic Microwave Background,” *Class. Quant. Grav.* **18** (2001) 1305 [arXiv:astro-ph/0102172].
- [162] C. A. Clarkson, A. A. Coley and E. S. D. O’Neill, “The Cosmic microwave background and scalar tensor theories of gravity,” *Phys. Rev. D* **64** (2001) 063510 [gr-qc/0105026].
- [163] R. Maartens, T. Gebbie and G. F. R. Ellis, “Covariant cosmic microwave background anisotropies. 2. Nonlinear dynamics,” *Phys. Rev. D* **59** (1999) 083506 [astro-ph/9808163].
- [164] M. Blomqvist and E. Mortsell, “Supernovae as seen by off-center observers in a local void,” *JCAP* **1005** (2010) 006 [arXiv:0909.4723 [astro-ph.CO]].
- [165] A. Kashlinsky, F. Atrio-Barandela, D. Kocevski and H. Ebeling, “A measurement of large-scale peculiar velocities of clusters of galaxies: technical details,” *Astrophys. J.* **691** (2009) 1479 [arXiv:0809.3733 [astro-ph]].
- [166] A. Kashlinsky, F. Atrio-Barandela and H. Ebeling, “Measuring bulk motion of X-ray clusters via the kinematic Sunyaev-Zeldovich effect: summarizing the ‘dark flow’ evidence and its implications,” arXiv:1202.0717 [astro-ph.CO].
- [167] C. A. Clarkson, A. A. Coley, E. S. D. O’Neill, R. A. Sussman and R. K. Barrett, “Inhomogeneous cosmologies, the Copernican principle and the cosmic microwave background: More on the EGS theorem,” *Gen. Rel. Grav.* **35** (2003) 969 [gr-qc/0302068].
- [168] T. Clifton, C. Clarkson and P. Bull, “The isotropic blackbody CMB as evidence for a homogeneous universe,” arXiv:1111.3794 [gr-qc].
- [169] W. Hasse and V. Perlick, “On spacetime models with an isotropic Hubble law,” *Class. Quantum Grav.* **16** (1999) 2559.
- [170] J. Kristian and R. K. Sachs, “Observations in cosmology,” *Astrophys. J.* **143** (1966) 379.
- [171] G. F. R. Ellis and M. A. H. MacCallum, “A Class of homogeneous cosmological models,” *Commun. Math. Phys.* **12** (1969) 108.
- [172] C. A. Clarkson, “On the observational characteristics of inhomogeneous cosmologies: Undermining the cosmological principle; or have cosmologists put all their EGS in one basket?,” PhD thesis, University of Glasgow, 1999. astro-ph/0008089.
- [173] C. Clarkson and O. Umeh, “Is backreaction really small within concordance cosmology?,” *Class. Quant. Grav.* **28** (2011) 164010 [arXiv:1105.1886 [astro-ph.CO]].
- [174] C. Alcock and B. Paczynski, *Nature* **281** (1979) 358.
- [175] A. F. Heavens, R. Jimenez and R. Maartens, “Testing homogeneity with the fossil record of galaxies,” *JCAP* **1109** (2011) 035 [arXiv:1107.5910 [astro-ph.CO]].
- [176] R. Maartens, G. F. R. Ellis and W. R. Stoeger, S.J., “Limits on anisotropy and inhomogeneity from the cosmic background radiation,” *Phys. Rev. D* **51** (1995) 1525 [astro-ph/9501016].
- [177] R. Maartens, G. F. R. Ellis and W. R. Stoeger, S.J., “Anisotropy and inhomogeneity of the universe from $\Delta(T) / T$,” *Astron. Astrophys.* **309** (1996) L7 [astro-ph/9510126].
- [178] R. Maartens, G. F. R. Ellis and W. R. Stoeger, “Improved limits on anisotropy and inhomogeneity from the cosmic background radiation,” *Phys. Rev. D* **51** (1995) 5942.
- [179] W. R. Stoeger, S.J., M. Araujo and T. Gebbie, “The limits on cosmological anisotropies and inhomogeneities from COBE data,” *Astrophys. J.* **476** (1997) 435 [astro-ph/9904346].
- [180] W. C. Lim, U. S. Nilsson and J. Wainwright, “Anisotropic universes with isotropic cosmic microwave background radiation: Letter to the editor,” *Class. Quant. Grav.* **18** (2001) 5583 [gr-qc/9912001].
- [181] S. Rasanen, “On the relation between the isotropy of the CMB and the geometry of the universe,” *Phys. Rev. D* **79** (2009) 123522 [arXiv:0903.3013].
- [182] A. Ishibashi and R. M. Wald, “Can the acceleration of our universe be explained by the effects of inhomogeneities?,” *Class. Quant. Grav.* **23** (2006) 235 [gr-qc/0509108].
- [183] K. Van Acoleyen, “LTB solutions in Newtonian gauge: From Strong to weak fields,” *JCAP* **0810** (2008) 028 [arXiv:0808.3554 [gr-qc]].
- [184] D. L. Wiltshire, “Average observational quantities in the timescape cosmology,” *Phys. Rev. D* **80** (2009) 123512

- [arXiv:0909.0749 [astro-ph.CO]].
- [185] C. Zunckel and C. Clarkson, “Consistency Tests for the Cosmological Constant,” *Phys. Rev. Lett.* **101** (2008) 181301 [arXiv:0807.4304 [astro-ph]].
- [186] V. Sahni, A. Shafieloo and A. A. Starobinsky, “Two new diagnostics of dark energy,” *Phys. Rev. D* **78** (2008) 103502 [arXiv:0807.3548 [astro-ph]].
- [187] A. Shafieloo and C. Clarkson, “Model independent tests of the standard cosmological model,” *Phys. Rev. D* **81** (2010) 083537 [arXiv:0911.4858 [astro-ph.CO]].
- [188] C. Blake, K. Glazebrook, T. Davis, S. Brough, M. Colless, C. Contreras, W. Couch and S. Croom *et al.*, “The WiggleZ Dark Energy Survey: measuring the cosmic expansion history using the Alcock-Paczynski test and distant supernovae,” arXiv:1108.2637 [astro-ph.CO].
- [189] C. Clarkson, “On the determination of dark energy,” *AIP Conf. Proc.* **1241** (2010) 784 [arXiv:0911.2601 [astro-ph.CO]].
- [190] R. Gilmozzi and J. Spyromilio, “The 42m European ELT: status,” *Society of Photo-Optical Instrumentation Engineers (SPIE) Conference Series* **7012** (2008)
- [191] C. Bonvin, R. Durrer and M. Kunz, “The dipole of the luminosity distance: a direct measure of $h(z)$,” *Phys. Rev. Lett.* **96** (2006) 191302 [astro-ph/0603240].
- [192] C. Clarkson, M. Cortes and B. A. Bassett, “Dynamical Dark Energy or Simply Cosmic Curvature?,” *JCAP* **0708** (2007) 011 [astro-ph/0702670 [ASTRO-PH]].
- [193] E. Mortsell and J. Jonsson, “A model independent measure of the large scale curvature of the Universe,” arXiv:1102.4485 [astro-ph.CO].
- [194] A. Avgoustidis, L. Verde and R. Jimenez, “Consistency among distance measurements: transparency, BAO scale and accelerated expansion,” *JCAP* **0906** (2009) 012 [arXiv:0902.2006 [astro-ph.CO]].
- [195] J. M. LoSecco, G. J. Mathews and Y. Wang, “Prospects for constraining cosmology with the extragalactic cosmic microwave background temperature,” *Phys. Rev. D* **64** (2001) 123002 [astro-ph/0108260].
- [196] A. Avgoustidis, G. Luzzi, C. J. A. P. Martins and A. M. R. V. L. Monteiro, “Constraints on the CMB temperature redshift dependence from SZ and distance measurements,” arXiv:1112.1862 [astro-ph.CO].
- [197] E. F. Bunn, “Probing the universe on gigaparsec scales with remote cosmic microwave background quadrupole measurements,” *Phys. Rev. D* **73** (2006) 123517 [astro-ph/0603271].
- [198] R. Maartens, “Is the Universe homogeneous?,” *Phil. Trans. Roy. Soc. Lond. A* **369** (2011) 5115 [arXiv:1104.1300 [astro-ph.CO]].
- [199] K. Tomita, “Gauge-invariant treatment of the integrated Sachs-Wolfe effect on general spherically symmetric spacetimes,” *Phys. Rev. D* **81** (2010) 063509 [arXiv:0912.4773 [astro-ph.CO]].
- [200] D. Baumann, “TASI Lectures on Inflation,” arXiv:0907.5424 [hep-th].
- [201] J. Valiviita and T. Giannantonio, “Constraints on primordial isocurvature perturbations and spatial curvature by Bayesian model selection,” *Phys. Rev. D* **80** (2009) 123516 [arXiv:0909.5190 [astro-ph.CO]].
- [202] R. K. Barrett and C. A. Clarkson, “Undermining the cosmological principle: almost isotropic observations in inhomogeneous cosmologies,” *Class. Quant. Grav.* **17** (2000) 5047. [astro-ph/9911235].
- [203] W. Valkenburg, “Perceiving the equation of state of Dark Energy while living in a Cold Spot,” *JCAP* **1201** (2012) 047 [arXiv:1106.6042 [astro-ph.CO]].
- [204] V. C. Busti and J. A. S. Lima, arXiv:1204.1083 [astro-ph.CO].
- [205] G. F. R. Ellis and H. van Elst, “Cosmological models,” *NATO Adv. Study Inst. Ser. C. Math. Phys. Sci.* **541** (1999) 1 [gr-qc/9812046].
- [206] C. G. Tsagas, A. Challinor and R. Maartens, “Relativistic cosmology and large-scale structure,” *Phys. Rept.* **465** (2008) 61 [arXiv:0705.4397].