

Probing the Neutrino Mass Hierarchy with Super-Kamiokande

Sanjib Kumar Agarwalla* and Pilar Hernández†
Instituto de Física Corpuscular, CSIC-Universitat de València
Apartado de Correos 22085, E-46071 Valencia, Spain
 (Dated: December 2, 2024)

We show that a superbeam with an average neutrino energy of ~ 5 GeV, such as those being proposed at CERN, if pointing to Super-Kamiokande ($L \simeq 8770$ km), could reveal the neutrino mass hierarchy at 5σ in less than two years irrespective of the true hierarchy and CP phase. The measurement relies on the near resonant matter effect in the $\nu_\mu \rightarrow \nu_e$ oscillation channel, and can be done counting the total number of appearance events with just a neutrino beam.

PACS numbers: 14.60.Pq, 14.60.Lm, 13.15.+g

I. INTRODUCTION

The recent determination of θ_{13} by T2K [1], Daya Bay [2] and RENO [3] indicates a value very close to the previous Chooz bound [4]. The results of Daya Bay/RENO

$$\begin{aligned}\sin^2 2\theta_{13}|_{\text{DayBay}} &= 0.092(16)(5), \\ \sin^2 2\theta_{13}|_{\text{RENO}} &= 0.113(13)(19),\end{aligned}\quad (1)$$

are in perfect agreement. Such large value of the 1–3 mixing angle opens up the possibility to discover leptonic CP violation and determine the neutrino mass hierarchy, normal (NH) if $\Delta m_{31}^2 \equiv m_3^2 - m_1^2 > 0$, or inverted (IH) if $\Delta m_{31}^2 < 0$, with significantly less effort than previously thought.

Many studies have been carried out in the last decade to establish the best strategy to perform these measurements [5]. CP violation must be searched for by comparing neutrino and anti-neutrino appearance oscillation probabilities in the atmospheric range ($E/L \sim |\Delta m_{31}^2|$). This can be realistically achieved using neutrino beams in the GeV range produced in accelerators. On the other hand the mass hierarchy determination is a discrete measurement that relies on the MSW resonance effect [6, 7], which is relevant in several accessible neutrino beams: atmospheric neutrinos [8], supernova neutrinos [9], and also accelerator neutrino beams for sufficiently long baselines [10]. Cosmology can also weigh neutrinos with precision and future CMB and LSS cosmological measurements have a chance to determine the light neutrino spectrum [11, 12]. Finally, the observation of neutrinoless double beta decay with the next generation of experiments would not only imply that neutrinos are Majorana, but also that the hierarchy is inverted [13].

The possibility to measure the hierarchy with atmospheric neutrinos in the proposed iron calorimeter detector at INO [14], combined with the results from accelerator beam experiments T2K and NOvA, has been revised recently in light of the large value of θ_{13} [15]. A 3σ C.L.

determination of the hierarchy is possible irrespective of the value of the CP phase, only for the most optimistic assumptions about a 100 kt INO detector and a running time of ~ 10 years.

Out of all these possibilities, the method that is probably less affected by systematic errors, or correlations with other unknown parameters, is the one that uses a neutrino beam produced in an accelerator. In particular, given the large value of θ_{13} , the use of more intense conventional beams, the so-called superbeams, would suffice. The optimization of energy and baseline for the measurement of CP violation and the determination of the hierarchy are somewhat in conflict. The compromise often implies some destructive interference of both measurements: not knowing the hierarchy influences the measurement of the CP phase and viceversa [16].

A very good precision on the CP violating phase can be achieved by measuring the neutrino and anti-neutrino oscillation probabilities at energies around 1 GeV and at relatively short baselines of $L \sim 300$ km in a megaton-size water Cherenkov detector [17], such as proposed in the T2HK experiment [18]. For these baselines matter effects are small and therefore the hierarchy cannot be determined, which affects the precision achievable in the determination of the CP phase. The hierarchy on the other hand becomes almost a digital measurement at the point of maximal resonant conversion, which implies higher energies and baselines of $E \sim 6$ GeV and $L \lesssim 10^4$ km. In this case the measurement can be done with just a neutrino beam.

Instead of trying to compromise both measurements, one could devise an optimal experiment for each. In this paper, we show that a setup that can easily determine the hierarchy could be achieved by focussing one of the proposed superbeams at CERN or Fermilab, towards the *existing* and well-tested Super-Kamiokande detector. This could arguably be the fastest way to determine the hierarchy, if NOvA misses it. However one should keep in mind that the baseline CERN-Kamioka is 8770 km and this requires a dip angle of $\sim 42^\circ$, which could be a technical challenge. Such very long baselines have been considered before together with significant upgrades in the detector technologies, in the context of neutrino factories [19], beta-beams [20] and superbeams [21].

*Electronic address: Sanjib.Agarwalla@ific.uv.es

†Electronic address: pilar@ific.uv.es

II. OPTIMAL E AND L FOR HIERARCHY DETERMINATION

As is well-known, the sensitivity of neutrino oscillation probabilities to the neutrino mass hierarchy relies mostly on the matter effects in neutrino propagation¹. Neglecting the solar mass splitting, the $\nu_\mu \rightarrow \nu_e$ oscillation probability for a neutrino of energy E that crosses the Earth with a baseline L is given by

$$P_{\mu e} = \sin^2 \theta_{23} \sin^2 2\tilde{\theta}_{13} \sin^2 \left(\frac{\Delta\tilde{m}_{31}^2 L}{4E} \right), \quad (2)$$

in the approximation of constant line-averaged Earth matter density, with

$$\begin{aligned} \Delta\tilde{m}_{31}^2 &\equiv \sqrt{(\Delta m_{31}^2 \cos 2\theta_{13} - A)^2 + (\Delta m_{31}^2 \sin 2\theta_{13})^2}, \\ \sin^2 2\tilde{\theta}_{13} &\equiv \sin^2 2\theta_{13} \left(\frac{\Delta m_{31}^2}{\Delta\tilde{m}_{31}^2} \right)^2, \end{aligned} \quad (3)$$

and $A \equiv 2\sqrt{2}G_F n_e(L)E$. G_F is the Fermi constant and n_e is the electron number density in Earth which depends on L . Let us first consider the NH, that is $\Delta m_{31}^2 > 0$. In order to maximize the neutrino oscillation probability, it is necessary to choose the resonance energy which maximizes the effective angle in matter

$$\sin^2 2\tilde{\theta}_{13}|_{E=E_{\text{res}}} = 1, \quad E_{\text{res}} \equiv \frac{\Delta m_{31}^2 \cos 2\theta_{13}}{2\sqrt{2}G_F n_e}, \quad (4)$$

but also it is necessary to maximize the oscillatory term by choosing $L = L_{\text{max}}$ [22]:

$$n_e(L)L|_{L_{\text{max}}} = \frac{\pi}{\sqrt{2}G_F \tan 2\theta_{13}}. \quad (5)$$

For the RENO central value of θ_{13} we find $L_{\text{max}} \sim 10^4$ km and $E_{\text{res}} \sim 6.6$ GeV. Note that the maximization of the probability would not have been achieved in terrestrial distances had θ_{13} turn out to be smaller.

If we choose such resonance conditions, the oscillation probability for the IH, $\Delta m_{31}^2 < 0$, would be very much suppressed since

$$\text{IH} : \sin^2 2\tilde{\theta}_{13}|_{E=E_{\text{res}}} \simeq \frac{\sin^2 2\theta_{13}}{1 + 3 \cos^2 2\theta_{13}}. \quad (6)$$

Since also for the IH case, the oscillatory term would be at most 1, the oscillation probability would be widely different for NH and IH:

$$\begin{aligned} P_{\mu e}(\text{NH})|_{E_{\text{res}}, L_{\text{max}}} &\simeq \frac{1}{2}, \\ P_{\mu e}(\text{IH})|_{E_{\text{res}}, L_{\text{max}}} &\leq \frac{\sin^2 2\theta_{13}}{2(1 + 3 \cos^2 2\theta_{13})} \simeq 0.015. \end{aligned} \quad (7)$$

¹ For a similar discussion see [22, 23].

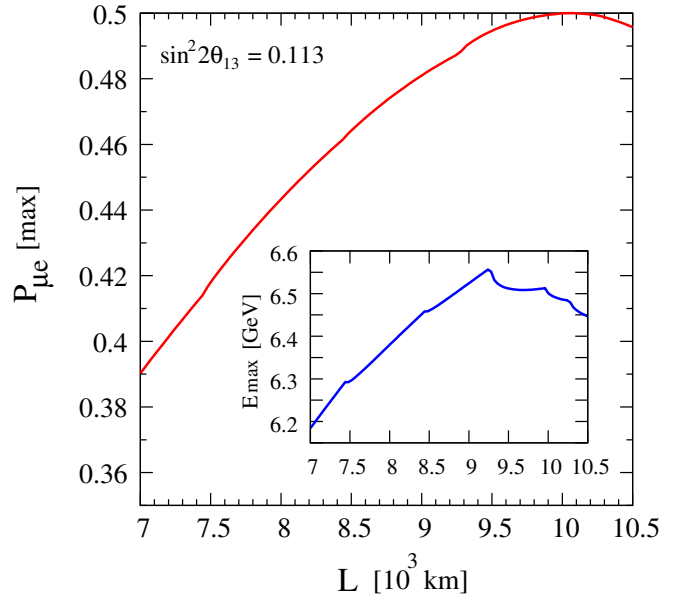


FIG. 1: In the inset, neutrino energy where $P_{\mu e}$ is maximum as a function of L . In the outset, the corresponding maximum oscillation probability versus L . The results are obtained using the approximation of eq. (2), i.e. neglecting the solar splitting.

This analysis shows that if we have a neutrino beam with $E = E_{\text{res}}$ and $L = L_{\text{max}}$, the measurement is just a digital measurement. Of course in real life choosing L_{max} and E_{res} is difficult.

The existing baselines CERN-Kamioka ($L = 8770$ km) and Fermilab-Kamioka ($L = 9160$ km) lie somewhat below L_{max} . The maximization of the probability of eq. (2) in the neutrino energy for fixed L is depicted in Fig. 1, as a function of L . In going from L_{max} to the existing baselines we see that the maximum is reduced by a few per cent, and the optimal energy decreases slightly.

An additional advantage of decreasing the baseline is that we get closer to the so-called magic baseline [19]. This is the baseline where solar oscillatory terms are strongly suppressed (and therefore the dependence on the CP phase):

$$n_e(L)L|_{L_{\text{magic}}} = \frac{\sqrt{2}\pi}{G_F}, \quad L_{\text{magic}} \simeq 7690 \text{ km}, \quad (8)$$

which is independent of the neutrino energy. Note that, we have neglected the solar splitting in the previous analysis. This is a rather good approximation for the large value of θ_{13} we consider and because of the fact that we are close to this magic baseline.

The existing baselines CERN-Kamioka and Fermilab-Kamioka happen to be in the right ballpark, where the matter enhancement is still large while being close to the magic baseline, where the sensitivity to the hierarchy will be roughly independent of the CP phase. It makes therefore all the sense to ask the question how well the existing

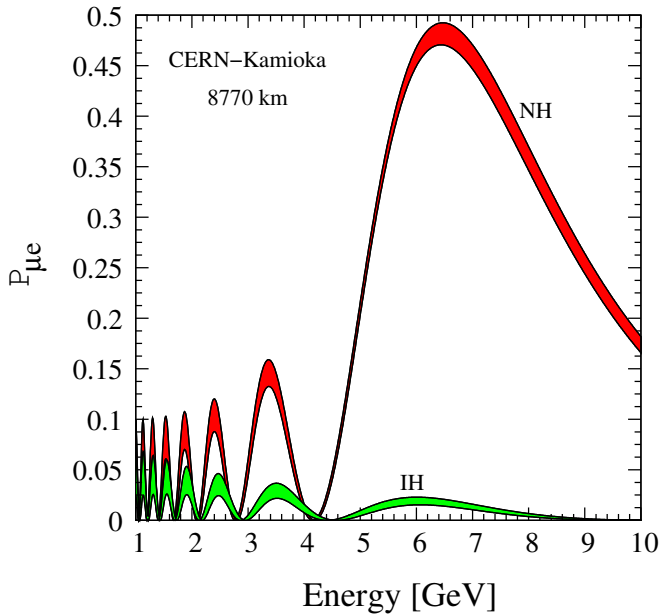


FIG. 2: $P_{\mu e}$ as a function of E . The band portrays the effect of the unknown δ_{CP} . We have taken $\sin^2 2\theta_{13} = 0.113$ and for all other oscillation parameters we assume the central values of Table I.

Central (true) Values	External 1σ error
$\sin^2 2\theta_{13}(\text{true}) = 0.113$	$\sigma(\sin^2 2\theta_{13}) = 0.023$
$\Delta m_{31}^2(\text{true}) = 2.45 \times 10^{-3} \text{ eV}^2$ (NH)	$\sigma(\Delta m_{31}^2) = 5\%$
$\Delta m_{31}^2(\text{true}) = -2.34 \times 10^{-3} \text{ eV}^2$ (IH)	$\sigma(\Delta m_{31}^2) = 5\%$
$\theta_{23}(\text{true}) = 45^\circ$	$\sigma(\theta_{23}) = 10\%$
$\Delta m_{21}^2(\text{true}) = 7.59 \times 10^{-5} \text{ eV}^2$	$\sigma(\Delta m_{21}^2) = 3\%$
$\theta_{12}(\text{true}) = 33.96^\circ$	$\sigma(\theta_{12}) = 3\%$
$\rho(\text{true}) = 1$	$\sigma(\rho) = 2\%$

TABLE I: Best-fit values of oscillation parameters & their 1σ intervals. In the last row, ρ is the Earth matter density, relative to the value given by the PREM profile.

Super-Kamiokande can resolve the neutrino mass hierarchy.

In Fig. 2, we show the full three-flavour oscillation probability $\nu_\mu \rightarrow \nu_e$ for the CERN-Kamioka baseline as a function of energy. As expected the probability for the NH is a bit lower than $1/2$ but still close to this large value.

III. RESULTS

Superbeams are conventional neutrino and anti-neutrino beams created from the decay of horn-focused pions. This superbeam technique is well established and understood. Future possibilities of having high-

Channel	CERN-Kamioka (8870 km)	
	Signal	Background
	CC-1 ring	Int+Mis-id+NC = Total
$\nu_\mu \rightarrow \nu_e$ (NH)	44	1+2+16= 19
$\nu_\mu \rightarrow \nu_e$ (IH)	2	1+3+16= 20
$\nu_\mu \rightarrow \nu_\mu$ (NH)	83	2
$\nu_\mu \rightarrow \nu_\mu$ (IH)	91	2

TABLE II: First two rows show the total signal and background event rates in the ν_e appearance channel taking $\sin^2 2\theta_{13} = 0.113$ and $\delta_{CP} = 0^\circ$. Here ‘Int’ means intrinsic beam contamination, ‘Mis-id’ means misidentified muon events and ‘NC’ stands for neutral current. The last two rows depict the same for ν_μ disappearance channel with only NC background. Results are shown for both the choices of the mass ordering with total exposure of 5×10^{21} pot.

intensity proton sources at CERN and their relevance for high intensity neutrino beams were discussed in detail in Ref. [24]. In the context of the planned LHC upgrades, the CERN accelerator infrastructures hopefully will be able to supply high power beams. One of the possibilities discussed in [24] is a new high power accelerator (HP-PS2), with a proton energy of 50 GeV and a beam power of 1.6 MW, resulting in 3×10^{21} protons-on-target (pot) per year. A conceptual design is being developed in the context of the LAGUNA-LBNO design study [25, 26]. We will take this design as our reference setup, although obviously there are other alternatives. The expected neutrino fluxes from this machine have been estimated for the CERN-Pyhäsalmi baseline by A. Longhin in [27, 28]. We have simply scaled these fluxes to the longer $L = 8770$ km baseline, as L^{-2} . There is however room for beam optimization, specially in what regards the neutrino energy, which could probably be increased. We will take as our reference an integrated luminosity of 5×10^{21} pot.

Here we consider the existing and well understood Super-Kamiokande detector [29, 30] with a fiducial mass of 22.5 kt. In this work, we only rely on total signal and background event rates and no spectral information has been used. To estimate the total signal event rates due to ν_e appearance in the true neutrino energy window of 0.5 GeV to 10 GeV, we use the pre-cut efficiencies as given in Table 1 of [31], in the context of the T2KK proposal. These efficiencies are estimated based on the criteria that the events are fully contained inside the fiducial volume, have a single Cerenkov ring recognized as electron-like, and with no Michel electron present. It gives an average efficiency of 37% in the 5 GeV to 10 GeV true neutrino energy window where we have the maximum near resonant matter effect. In Table II, we show the expected number of appearance signal events for the NH and IH after these cuts. For ν_e appearance channel, we have considered three different types of background: intrinsic ν_e contamination of the beam (Int) with the same efficiency as of signal, the number of muon events which

will be misidentified as electron events (Mis-id), and neutral current (NC) events. In order to calculate the effective number of Mis-id and NC backgrounds in the true neutrino energy window of 0.5 GeV to 10 GeV, we take the corresponding efficiencies from Table 1 of [31]. In our case, the main background contribution comes from NC events while the background coming from other two sources are quite small as can be seen from Table II. Just to give an idea, in 5 GeV to 10 GeV true neutrino energy window, the NC background rejection efficiency is 90%.

In [31], further cuts are applied to improve the signal-to-noise ratio for the appearance signal. These however have been optimized for the lower-energy JHF beam, so it would be necessary to adapt them to the neutrino beam considered in this work. For example, one could easily think of further improvements in the reduction of the dominant NC background from kinematical cuts (e.g. setting lower and upper threshold of reconstructed energy). The use of multi-ring events would also most probably provide valuable information. Since such optimizations require a detailed MonteCarlo study of the Super-Kamiokande detector, we take the conservative approach of using only the pre-cut efficiencies from [31] and leave the possibility of using optimized kinematical cuts for a more detailed study.

We also include the information coming from the ν_μ disappearance channel with the same signal efficiency that we have considered for electrons. For this channel, NC events are the only source of background because the $\bar{\nu}_\mu$ ‘wrong-sign’ contamination is negligible. The NC background to the muon signal is expected to be significantly smaller because the single- π^0 contamination is negligible in this case. We have assumed 10 times more suppression in the NC background compared to the ν_e appearance case. In any case, the disappearance signal gives a very small contribution towards the total sensitivity.

We use the full three-flavor neutrino oscillation probabilities in matter, using the PREM [32] profile for the Earth matter density. For all calculations, we use the central (true) values of the oscillation parameters given in the first column of Table I. In all fits, these parameters are marginalized over, with the 1σ intervals given in the second column of Table I included as priors. The information on θ_{13} is taken from [3] and for all other oscillation parameters, we consider the results of [33]. We also include a 2% uncertainty on the matter density (ρ) [34, 35]. Note that, in our study, we have imposed a prior on θ_{13} based on the information from [3], but its impact is marginal. The CP phase δ_{CP} is completely free in the marginalization and we vary $\delta_{CP}(\text{true})$ in its allowed range of $0-2\pi$. For our sensitivity calculation, we include a 5% systematic on the total number of signal events and a (uncorrelated) 5% systematic on the total number of background events. They are included using the pull method as described in e.g. reference [36, 37]. We perform the usual χ^2 analysis using a Poissonian likelihood function adding the information coming from ν_e

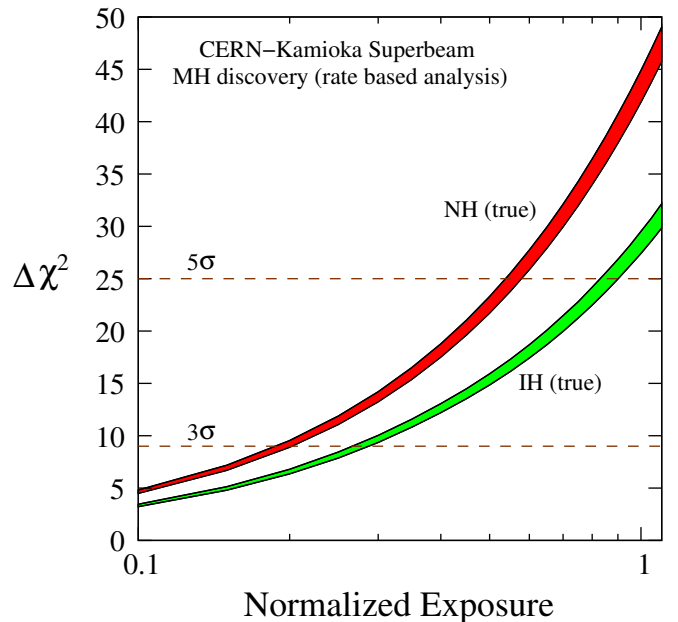


FIG. 3: $\Delta\chi^2$ for the MH discovery as a function of the normalized exposure. Here, 1 in x-axis corresponds to 5×10^{21} pot. The band portrays the effect of the unknown $\delta_{CP}(\text{true})$. We have assumed $\sin^2 2\theta_{13}(\text{true}) = 0.113$ and for all other oscillation parameters, the central values are taken from Table I.

appearance and ν_μ disappearance channel.

The total $\Delta\chi^2$ obtained for the wrong hierarchy hypothesis is shown in Fig. 3 as a function of the exposure normalized to our reference exposure of 5×10^{21} pot. The two bands correspond to the true NH and IH cases respectively, the width of the band in each case corresponds to the variation of the true value of the phase $\delta_{CP} \in [0, 2\pi]$. We see that for both cases, the wrong hierarchy can be excluded at more than 5σ C.L. using the reference exposure, with 100% CP coverage. At 3σ the required exposure would be roughly three times smaller.

We stress that there is probably margin for optimizing the signal-to-noise ratio further. For example, we have checked that increasing the threshold energy from 0.5 GeV to 4 GeV, improves the sensitivity. A detailed MC study is needed to perform this optimization.

Other baselines could be realistically considered such as Fermilab-Kamioka (9160 km) assuming the same superbeam would be build at Fermilab. We find slightly worse but very similar results for such longer baseline, everything else being the same. A more significant improvement is found for the shorter CERN-INO baseline (7360 km). In this case, however the detector would be an iron calorimeter, where it is more challenging to see electrons in the few GeV range. A detailed MC study would be needed to estimate the efficiencies and backgrounds in that case.

IV. CONCLUSION

In summary, we have explored a new strategy to determine the neutrino mass hierarchy that employs a super-beam, as those being proposed at CERN, focused towards the *existing* and well-understood Super-Kamiokande detector, 8870 km away. We have shown that the neutrino beam resulting from a proton source with a total exposure of 4.5×10^{21} pot can reveal the neutrino mass hierarchy at 5σ irrespective of the true hierarchy and CP phase, via a simple counting of ν_e events at the far location. We believe there is margin for optimization both in the neutrino beam energy and in the detector signal-to-noise ratio. The proposed measurement of the neutrino mass hierarchy would probably come earlier, and therefore fit nicely as a first step in the long-term plan to measure the more subtle effect of the CP violating phase. The latter requires a more ambitious programme involving, for example, a superbeam running in both polarities, together

with a significant upgrade in the detector technology, e.g. a factor of 20 increase of the size of Super-Kamiokande, as proposed in the T2HK project [18], or a more challenging detector technology such as $\mathcal{O}(10)$ kt Liquid Argon detector [38].

Acknowledgments

We would like to thank Andrea Longhin, Carlos Peña-Garay and André Rubbia for useful discussions. This work was partially supported by the Spanish Ministry for Education and Science projects FPA2007-60323, FPA2011-29678; the Consolider-Ingenio CUP (CSD2008-00037) and CPAN (CSC2007-00042); the Generalitat Valenciana (PROMETEO/2009/116); the European projects EURONU (CE212372) and LAGUNA (Project Number 212343).

-
- [1] K. Abe *et al.* (T2K Collaboration), Phys.Rev.Lett. **107**, 041801 (2011), arXiv:1106.2822.
 - [2] F. P. An *et al.* (DAYA-BAY) (2012), arXiv:1203.1669.
 - [3] J. Ahn *et al.* (RENO collaboration) (2012), arXiv:1204.0626.
 - [4] M. Apollonio *et al.* (CHOOZ), Phys. Lett. **B466**, 415 (1999), hep-ex/9907037.
 - [5] A. Bandyopadhyay *et al.* (ISS Physics Working Group), Rept. Prog. Phys. **72**, 106201 (2009), arXiv:0710.4947.
 - [6] L. Wolfenstein, Phys. Rev. **D17**, 2369 (1978).
 - [7] S. Mikheyev and A. Smirnov, Sov. J. Nucl. Phys. **42**, 913 (1985).
 - [8] E. K. Akhmedov, A. Dighe, P. Lipari, and A. Y. Smirnov, Nucl. Phys. **B542**, 3 (1999), hep-ph/9808270.
 - [9] T.-K. Kuo and J. T. Pantaleone, Phys. Rev. **D37**, 298 (1988).
 - [10] D. Ayres *et al.* (NOvA Collaboration) (2004), hep-ex/0503053.
 - [11] J. Lesgourgues, S. Pastor, and L. Perotto, Phys. Rev. **D70**, 045016 (2004), hep-ph/0403296.
 - [12] R. Jimenez, T. Kitching, C. Pena-Garay, and L. Verde, JCAP **1005**, 035 (2010), arXiv:1003.5918.
 - [13] S. M. Bilenyk, C. Giunti, C. W. Kim, and S. T. Petcov, Phys. Rev. **D54**, 4432 (1996), hep-ph/9604364.
 - [14] INO, India Based Neutrino Observatory, URL <http://www.ino.tifr.res.in/ino/>.
 - [15] M. Blennow and T. Schwetz (2012), arXiv:1203.3388.
 - [16] H. Minakata and H. Nunokawa, JHEP **10**, 001 (2001), hep-ph/0108085.
 - [17] P. Coloma *et al.* (2012), arXiv:1203.5651.
 - [18] K. Abe, T. Abe, H. Aihara, Y. Fukuda, Y. Hayato, *et al.* (2011), arXiv:1109.3262.
 - [19] P. Huber and W. Winter, Phys. Rev. **D68**, 037301 (2003), hep-ph/0301257.
 - [20] S. K. Agarwalla, S. Choubey, and A. Raychaudhuri, Nucl.Phys. **B771**, 1 (2007), hep-ph/0610333.
 - [21] F. DeJongh (2002), hep-ex/0203005.
 - [22] M. C. Banuls, G. Barenboim, and J. Bernabeu, Phys. Lett. **B513**, 391 (2001), hep-ph/0102184.
 - [23] R. Gandhi, P. Ghoshal, S. Goswami, P. Mehta, and S. U. Sankar, Phys. Rev. Lett. **94**, 051801 (2005).
 - [24] A. Rubbia (2010), arXiv:1003.1921.
 - [25] D. Angus *et al.* (LAGUNA Collaboration) (2010), 1001.0077.
 - [26] A. Rubbia (LAGUNA Collaboration), Acta Phys.Polon. **B41**, 1727 (2010).
 - [27] A. Longhin, PoS **ICHEP2010**, 325 (2010).
 - [28] A. Longhin, *Neutrino fluxes for the laguna sites*, URL <http://irfu.cea.fr/en/Phoce/Pisp/index.php?id=72>.
 - [29] Y. Fukuda *et al.* (Super-Kamiokande Collaboration), Phys.Rev.Lett. **81**, 1562 (1998), hep-ex/9807003.
 - [30] Y. Ashie *et al.* (Super-Kamiokande Collaboration), Phys.Rev. **D71**, 112005 (2005), hep-ex/0501064.
 - [31] F. Dufour, T. Kajita, E. Kearns, and K. Okumura, Phys.Rev. **D81**, 093001 (2010), arXiv:1001.5165.
 - [32] A. Dziewonski and D. Anderson, Phys.Earth Planet.Interiors **25**, 297 (1981).
 - [33] T. Schwetz, M. Tortola, and J. Valle, New J.Phys. **13**, 063004 (2011), arXiv:1103.0734.
 - [34] R. J. Geller and T. Hara, Nucl.Instrum.Meth. **A503**, 187 (2001), hep-ph/0111342.
 - [35] T. Ohlsson and W. Winter, Phys.Rev. **D68**, 073007 (2003), hep-ph/0307178.
 - [36] P. Huber, M. Lindner, and W. Winter, Nucl. Phys. **B645**, 3 (2002), hep-ph/0204352.
 - [37] G. Fogli, E. Lisi, A. Marrone, D. Montanino, A. Palazzo, *et al.*, Phys.Rev. **D67**, 073002 (2003), hep-ph/0212127.
 - [38] S. K. Agarwalla, T. Li, and A. Rubbia (2011), arXiv:1109.6526.