

Obstacles Incentivize Human Learning: A Network Theoretic Study

Amitash Ramesh

Indian Statistical Institute
Taramani, Chennai - 600113
TN, India
amitashr@gmail.com

Soumya Ramesh

Indian Statistical Institute
Taramani, Chennai - 600113
TN, India
soumya666@gmail.com

Sudarshan Iyengar

Indian Statistical Institute
Taramani, Chennai - 600113
TN, India
sudarshaniisc@gmail.com

Vinod Sekhar

Indian Statistical Institute
Taramani, Chennai - 600113
TN, India
vinods1991@gmail.com

Abstract—The current paper is an investigation towards understanding the navigational performance of humans on a network when the ‘landmark’ nodes are blocked. We observe that humans learn to cope up, despite the continued introduction of blockages in the network. The experiment proposed involves the task of navigating on a word network based on a puzzle called the wordmorph. We introduce blockages in the network and report an incremental improvement in performance with respect to time. We explain this phenomenon by analyzing the evolution of the knowledge in the human participants of the underlying network as more and more landmarks are removed. We hypothesize that humans learn the bare essentials to navigate unless we introduce blockages in the network which would whence enforce upon them the need to explore newer ways of navigating. We draw a parallel to human problem solving and postulate that obstacles are catalysts for humans to innovate techniques to solve a restricted variant of a familiar problem.

I. INTRODUCTION

The cognitive problem solving toolkit that humans possess has played a pivotal role in shaping the human race in its current form. From the invention of wheel to the engineering marvels of the information age, mankind has evolved tackling problems with his reasoning ability. Apart from the ability to solve problems, the greater grandeur lies in his invention of machines that can solve problems [1].

A first study in human problem solving dates back to 1935 [2] at the Berlin School of experimental psychology. The study comprised of understanding the strategies used by humans in solving problems in logic. Newell in 1958 [3] proposed an architecture for human cognition claiming that it can be interpreted as an information processing system. It was the pioneering work of Newell and Simon in 1972 [4] that paved the way for using computers as a tool to study human cognition. They proposed the concept of problem solving being search in the problem space and asserted that puzzles such as the *Tower of Hanoi* have correspondence with problems in real world and the study of human strategies to solve such puzzles would open up answers for questions on human problem solving in general.

We consider a class of problems whose solution involves starting from a premise and arriving at a conclusion. We call such a technique the *linear logic strategy*. E.g., The *towers of Hanoi* or the *Rubik's cube* puzzle admit linear logic strategy.

We start from an initial state *start* and arrive at a final state *end*, using intermediate states s_1, s_2, \dots, s_n .

$$start \rightarrow s_1 \rightarrow s_2 \rightarrow s_3 \rightarrow s_4 \cdots \rightarrow s_n \rightarrow end$$

Several problems in mathematics admit linear logic strategy, we present below an illustration of the strategy using a basic algebra problem. Find positive integers a, b, c such that,

$$abc + 3ab + ac + 3a + bc + 3b + c = 27$$

The solution is a chain of steps involving simplification of the given expression. Consider,

$$LHS = abc + 3ab + ac + 3a + bc + 3b + c \quad (1)$$

$$= ab(c + 3) + a(c + 3) + b(c + 3) + c \quad (2)$$

$$= ab(c + 3) + a(c + 3) + b(c + 3) + c + 3 - 3 \quad (3)$$

$$= ab(c + 3) + a(c + 3) + b(c + 3) + 1(c + 3) - 3 \quad (4)$$

$$= (c + 3)[ab + a + b + 1] - 3 \quad (5)$$

$$= (c + 3)[a(b + 1) + 1(b + 1)] - 3 \quad (6)$$

$$= (c + 3)(a + 1)(b + 1) - 3 \quad (7)$$

By inspection one sees that $a = 1, b = 2, c = 2$ yields the required RHS, 27.

Consider the network of all possible equations that one can arrive at starting from equation (1). In such a network, equations form the nodes. Two equations are considered adjacent if one can be obtained from the other by a *unit step operation*, which involves introducing brackets and performing algebraic decomposition or adding and subtracting an element. With only one such operation permitted at every step, we observe that solving this problem translates to navigating on the network of algebraic expressions.

Introducing Obstacles: If one is restricted from using equation (2), that is, to not add and subtract an integer, will one come out with an entirely different strategy to solve this problem? The main theme of this paper would be to answer this question in a framework that would help in the better conduction and analysis of the experiment.

A. Previous work

A study on how humans navigate on an unfamiliar network was first conducted by Sudarshan et. al. in [5]. Their study involved human participants to navigate from a source node to a destination node on a network. The authors present an analysis of the paths that were taken by 20 human participants where each were asked to solve 50 node pairs. They note that humans exhibit a tendency to recognize *landmarks* in the network and are inclined to using them as via-media to navigate from a given source node to a destination node. They show that these landmark words are nodes with superior centrality ranking (for details on centrality, refer [6]). They also observe that the paths that humans take are seldom optimal and that they never attempt to learn more than what is required to navigate on the network. They consider a word puzzle called the *wordmorph*, where one is asked to find a path from a source word to the destination word by changing one slot at a time. E.g., given the word pair (*TOY, KID*) a valid solution would be *TOY – TON – TAN – PAN – PAT – SAT – SIT – KIT – KID*. The rules of the game permit the usage of valid English dictionary words disallowing proper nouns (E.g. USA). We provide details of the experiment in Section. IV. Wordmorph game was introduced by Lewis Carroll [7] of the ‘Alice in Wonderland’ fame on a Christmas day in 1877. A first analysis of this network was reported by Knuth in 1993 [8].

B. Present work

By a *wordmorph network* we mean the network of three lettered words with a link between every two words that differ in precisely one slot. As noted in the work of Sudarshan et. al. [5], humans learn a few landmark words and use them repeatedly in order to navigate on the network. This is analogous to a real life situation, where a traveling saleswoman¹ who is new to the city is required to navigate between any two given locations. Eventually, the saleswoman will recognize and learn the landmarks in the city and use them to reach the desired destination.

Once our participants recognize and start using the landmark words, we progressively start removing them. This creates an obstacle in our participants’ progress and challenges them to explore new landmarks and better ways to navigate on the disrupted network. We incentivize our participants to explore the network by introducing obstacles.

¹Not to be confused with the optimization problem popularly known as the Traveling salesman problem

In an interesting experiment conducted by Moeser [9], nurses in an hospital with a complicated building structure, never managed to learn better routes to navigate. They learnt the bare minimum ways inside the building and used the same to navigate despite their stay in the same place for 2 consecutive years. This is well explained by Passini who proposed in [10] that, when humans are asked to way-find, they learn what is necessary and sufficient to achieve the goal and never improvise on it.

Present work is an extension of the wordmorph experiment as reported in [5] (We explain the previous work in detail in Section. IV.)

We broadly address the following questions:

- 1) Does one get complacent with a familiar technique that one doesn’t doesn’t make an attempt to find alternate ways of solving the same problem?
- 2) Does one learn an altogether new strategy when one is faced with obstacles/restrictions?
- 3) Does one learn more than what is required to surpass the obstacle?

We present related work in Section II followed by preliminaries and definitions in Section III. The details of the experiment is presented in Section IV followed by the results and discussions in Section V. We end with our concluding remarks in Section VI.

II. LITERATURE

A. Networks

In the recent years, a type of complex environment, called the complex network has interested researchers across several disciplines. It is known that most real-world networks belong to the type of so called small worlds [11], that is, they have a small average distance and is thus easy to reach each node in the network within only a few steps. This was first demonstrated by a classic experiment by [12] in which he asked participants to send a letter via acquaintances to a person unknown to them. Most of the letters reached their target within only a few steps. This finding was reproduced by Watts et. al. [13] using e-mails. Kleinberg was the first to ask and address the question as to how people are essentially able to find short paths in a small world without any geometric information [14]. As there are potentially many paths of short length, this is indeed not totally obvious.

B. Human Navigation

Human navigation in a complex environment has been a topic studied extensively under spatial cognition from past few decades [15], [16].

Understanding and analyzing the learning involved in wayfinding has very important implications in explaining spatial behaviour. When moving around in a large environment, humans learn (visual) landmarks which help them to navigate from a source to a destination. There has been a significant number of studies in human spatial cognition and development [17], [18], [15]. It has been observed that humans

have an inherent tendency to learn to navigate from one place to the other by remembering spatial landmarks.

Of special interest to us is the work by Moeser [9], in which he reports on results of a study conducted in a 5-storey hospital which had a very complicated structure. It was noted that the student nurses learnt a set of landmarks in the hospital network for navigation and did not learn new ways to navigate better even after 2 years of their stay in the hospital as there was no need for the same. If the experiment had been conducted with obstacles induced in the most frequently used paths, we suspect that they may have explored newer and possibly better ways to reach the destination.

Aginsky et. al. [17] proposed two strategies that humans adopt to navigate, they infer that humans follow either a visually dominated or spatially dominated strategy to solve a route-learning problem.

Way-finding is the problem of reaching a specified destination from a given source in an unfamiliar environment. Basakaya et. al. [19] found that signage placed at decision points of complex buildings improved wayfinding performance. Peponis et. al. [20] worked on a hospital with a complex layout and redirected the attention from an exclusive focus on local characteristics, such as signs and landmarks, to one that also considers the overall structure of the building. According to Siegel and White [21], levels of cognitive mapping begin with landmark elements. They proposed that landmark knowledge precedes route knowledge, and both precede configurational knowledge in environmental development. Landmarks and/or a zone with a strong character may favor a certain spatial identification in the sense of being somewhere distinct.

An interesting work involving animal navigation, Pavel [22] conducted an experiment on the wood mouse (*Apodemus sylvaticus*) observing the way they navigate in a given environment. The experiment was conducted by scattering white discs around the experiment environment. It was found that the mice positioned these white discs and used them as landmarks to aid in navigation.

Passini [10] has proposed that in a way-finding problem, one learns what is necessary and sufficient to achieve a goal. Landmarks are essential parts of wayfinding cues and are seen as points of reference. Therefore, sensitivity to landmark quality is a critical factor for wayfinding as people use landmarks as reference point at necessary times. Landmarks are the most prominent cues in any environment [23]. Landmarks act as key elements to enhance the ability to orient oneself and to navigate in an environment. their importance is because of aiding the user in navigating and understanding the spaces [24]. To mark an object as a landmark among the others is done by the individual.

C. Wordmorph

To investigate how humans solve the wayfinding problem, Sudarshan et. al. [5] proposed an experiment based on a game called the wordmorph. Their study involves investigating the strategies that humans adapt in order to navigate in

a complex network. The wordmorph game presents a well defined navigation problem in a complex network: given two words (w_1, w_2) of the same length, for example (BOY,PER), one is asked to find a sequence of words from w_1 to w_2 such that each successor differs in only one letter from its predecessor. Fig. 1 shows examples of feasible solutions for the word pairs (CAR,SHY), (AXE,NUT) and (TRY,POT). Note that these are just one of the many possible solutions. The navigation strategy cannot be described by any of the models sketched earlier. However, this simple setting allows to identify the strategy by which people learn to navigate. It was observed, that humans quickly identify the so-called landmark words which they frequently use in their navigation. It is also observed that these landmark nodes are centrally located in the complex network, leading to a direct correlation between network structure and human navigation in it.

boy-per	car-shy	axe-nut	try-pot
boy	car	axe	try
bay	cat	ape	toy
bat	pat	ace	ton
cat	pet	act	tin
pat	set	ant	sin
pet	see	and	sit
per	she	aid	pit
	shy	bid	pot
		bit	
		but	
		nut	

Fig. 1. Exemplary wordmorph games

III. PRELIMINARIES

A graph $G = (V, E)$ is composed of a set of nodes V and a set of edges $E \subseteq V \times V$, with $|V| = n$ and $|E| = m$. A *way* between two nodes u and v is any sequence of edges (e_1, e_2, \dots, e_k) with $e_1 = (u, x_1), e_2 = (x_1, x_2), \dots, e_k = (x_{k-1}, v)$. A *path* is a way with no repeating nodes. The length of a way is defined as the number of edges in it. A *shortest path* between two nodes u and v is a path with length l , such that, every other path between u and v is of length greater than or equal to l . Two nodes are said to be *connected* if there exists a path between them. The *distance* $d(v_1, v_2)$ between any two nodes is defined as the length of a shortest path between them, or set to ∞ if there exists no path between them. Any maximal set of pairwise connected nodes is called a *component* of the graph. Let Σ be a set of letters, and Σ^* be the set of all possible concatenations. Let $L \subseteq \Sigma^*$ be some language and L_k denote the set of all words with the same number of letters k . For a given L and k , one instance of a *wordmorph game* consists

of two words $(start, end) \in L_k \times L_k$. A *solution* of this game is any sequence of words $start = w_1, w_2, w_3, \dots, w_k = end$ such that any two consecutive words differ in exactly one letter. E.g., for the pair (CAR, SHY) , the following sequence is a solution:

$(CAR, CAT, PAT, PET, SET, SEE, SHE, SHY)$.

The rules of the wordmorph game defines a natural relation \simeq_R on all words in L_k , i.e., regarding the rules, any two words v, w in L_k are related if they differ by exactly one letter. Thus, (L_k, \simeq_R) defines a graph on the words in L_k , which we call the *wordmorph network* $G(L_k)$ on L_k . In the following, L_k will be the set of all three-letter words in English, as defined by the Oxford dictionary [25], and $G(L_3)$ is the respective graph. $G(L_3)$ is shown in Fig.2.




Fig. 2. The wordmorph network $G(L_3)$ composed of all three-letter words in English.

A *centrality index* is a real-valued function $C : V \rightarrow \mathbb{R}$ on the nodes [6]. The intuition is that the higher the value of this function, the more central this node is for the network. There are various indices; in this article we use the so-called *closeness centrality* [26] $C_C(v)$, which is defined as the reciprocal of sum of the distances of v to all other nodes w :

$$C_C(v) = 1 / \sum_{w \in V} d(v, w)$$

For any given graph, a centrality index can be used to define a ranking on the nodes [5]. We use this centrality measure to rank the nodes in a players wordmorph network to define a difficulty parameter during the conduction of our present experiment.

To understand the exploration and navigation of humans in a complex network with obstacles, we conducted a series of wordmorph games with 15 different participants. The experimental setting will be described in the following section.

IV. THE EXPERIMENT

Analysis from Previous Experiments: Our experiment is an extension of experiments conducted in [5]. Participants in the previous work were made to navigate on a wordmorph

network. It was observed that humans learn to navigate efficiently using certain key words or "Landmark Words". In addition, it was seen that the paths taken by humans are highly center strategic in nature. A path is said to be center strategic if participants use landmark words to navigate. These landmark words were further seen to be of high closeness centrality in nature. In our current experiment, we observe human navigational performance when these landmark words are blocked.

The Experimental Setting:

The experiment was conducted on 15 participants (8 men and 7 women). The participants whose data are presented in our analysis are all those who completed around 255 games except for one participant who dropped out after a few games. On an average, each participant took around 7 hours to finish the game. The data for the 3250 games are analyzed. 9 participants were graduate students of the age group 20-25 and the remaining 6 were working adults in the age group of 25-35. None of them knew the game beforehand.

From the list of all 967 three-letter words contained in the Oxford English Dictionary [25], each participant P_i first selected the words she knew. This set is denoted by $V(P_i)$ and the respective graph is denoted by $G(P_i)$. The game was explained to the participant and we informed her that the winning strategy is to identify landmarks as the interest in our experiment was to remove these landmarks and analyze their performance. In our experiment we provided the users with a "1-level-sight", i.e., we displayed all the possible words she could navigate to, from the current word. After the blockage of landmark words, these blocked words were displayed to the participant and she was informed not to use them anymore. A snapshot of the game interface is provided in Fig.3. Out of the 15 participants, 5 participants were made to play without obstacles and their results are analyzed as well.

Creating the Wordmorph instances:

A sample set of 55 games were given to the participants out of which the first 15 games were given so that they were made familiar with the playing interface. All (source,destination) word pairs were chosen to be distinct. The difficulty for the remaining 40 games was set by giving them word pairs of low closeness centrality (bottom 30%) and the minimum distance between the word pairs. $d(w_i, w_j)$ was 5. This was easily possible, as the diameter which is defined as $\max[d(u, v) : u, v \in V]$ of the graphs $G(P_i)$ on average was 12.3. At the end of the sample set, the 4 most frequently used words by the participant, i.e., the initial set of 4 landmarks were blocked. This difficulty with respect to path length and low closeness centrality ranking was maintained henceforth throughout the game. The remaining 200 games were divided into 5 phases with phase 1 comprising of games 1-40, phase 2 comprising of games 41-80, phase 3 comprising of games 81-120, phase 4 comprising of games 121-160 and phase 5 comprising of games 161-200. Phase 1 begins with the removal of the 4 most frequently used words in the sample set. Henceforth, at

every phase, the 4 most frequently used words in the previous phase were removed (punched) from the graph. We chose to remove landmarks every 40 games, as it is seen from previous experiments [5] that 40 games is a very sufficient condition for a participant to learn landmarks. It was also seen from those experiments that on an average, a participant uses 4 words with a much greater frequency than any other words.

Information Logging and Post-Processing of Data:

For each participant P_i , her selected vocabulary $V(P_i)$ was saved and $G(P_i)$ computed. For this graph, the closeness centrality was computed for all nodes and their rank was determined by sorting the words accordingly. For each of the 255 game instances, we stored the word pairs that was given to the participant and her solution. Time was recorded for all 15 participants. Participants entered their solutions via an interactive computer program. They were not allowed to use any writing aids.

Follow up Experiment Without Obstacles:

5 Participants amongst the 15 were made to play 250 games of the same difficulty parameters as before. However, we did NOT block their landmark words. Their games were also recorded and the final analysis is explained in the following section.

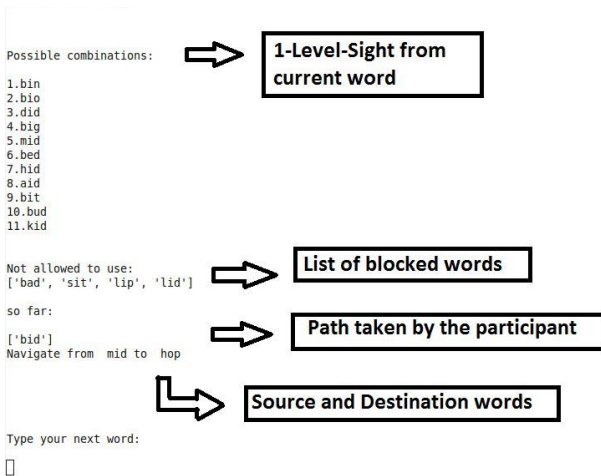


Fig. 3. Snapshot of the Game Interface

V. RESULTS AND DISCUSSIONS

Based on thorough analysis of data obtained from our experiments, we find several interesting phenomena. We observe that humans cope with obstacles in way finding very effectively and give an explanation for their improved performance. We also compare our results to navigation without obstacles which gives us an insight into knowledge acquisition by humans. We summarize our findings based on the following hypotheses.

1. Humans adapt quickly and efficiently to successive obstacles.

On removal of landmark words for the first time, a struggle is observed which is captured in the large increase in time taken by the participants to navigate on the "disrupted" network. Participants find it hard to use center strategic paths and hence the increase in time is observed. As the participants continue navigating, we observe that they learn a new set of landmark words which is seen when they restore to the usage of center strategic paths. We remove these words again and observe the time taken in the second phase. The average time taken in this phase shows that the struggle in this phase is lesser compared to that in the previous phase. We progressively remove the landmark words after equal interval of games thus increasing the difficulty. At the end of the game, we asked each of the participants the following question:

How difficult was the game on each blockage?

All the participants answered that after an initial struggle, they were able to navigate easily even on further route blockages. To substantiate this, we observe that the average time taken per phase decreases further in successive phases. We can see from Fig.4 and Table I that towards the end, the participants are very comfortable and navigate very quickly. Even though it may seem that humans are increasingly hindered by progressively introducing obstacles, we observe that: In fact, humans get better at handling these impediments, and eventually overcome them by finding new landmark nodes. This indicates that humans learn to adapt to obstacles quickly!

An intriguing question that arises is why this happens and what exactly are humans learning to overcome these obstacles?

TABLE I
TIME TAKEN PER PHASE

Participant	Phase 1	Phase 2	Phase 3	Phase 4	Phase 5
1	3.38	2.42	1.80	1.23	0.99
2	2.38	2.29	2.12	1.97	1.89
3	2.71	2.43	2.25	1.90	1.70
4	1.42	1.21	1.07	0.95	0.75
5	2.42	1.86	1.25	1.08	0.94
6	1.55	1.39	1.24	0.95	0.66
7	2.21	1.90	1.80	1.31	1.11
8	3.29	2.74	1.98	1.47	1.05
9	3.44	2.85	2.25	1.91	1.54

2: Obstacles Induce Learning:

We consider that a node is 'Learnt' when the participant visits it for the first time. Similarly we consider an edge to be learnt when a participant traverses across it for the first time.

We observe that introducing a blockage makes a participant explore newer nodes and edges. Constant introduction of blockages results in the player learning a large number of nodes and edges as seen in Fig.5 and Fig.6. In fact, we observe that by the end of the game, the participant learns more than 70% of the network. This increase in a participant's initial knowledge base facilitates better navigability in the network. The participant becomes adept at quickly finding center strategic paths. Thus, even though a participant is

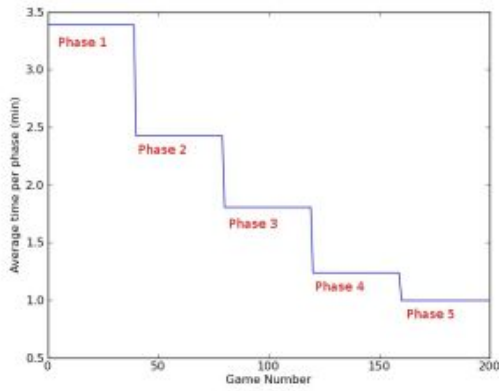


Fig. 4. Average Time per Phase for a Single Participant

constantly inhibited with obstacles, his increased knowledge base in the previous games enables him to navigate quickly and efficiently within the network. This explains the decrease in time over consecutive phases. It would be interesting to see if the participants learn the same amount if they were not faced with blockages.

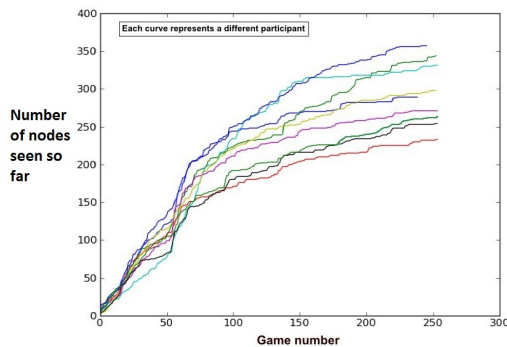


Fig. 5. Total Nodes Learnt so far Across all Participants

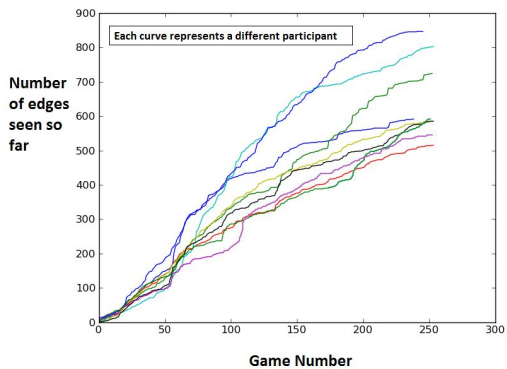


Fig. 6. Total Edges Learnt so far Across all Participants

3: Learning is Significantly Lesser if No Obstacles Were Introduced:

We conducted the same experiment on a different set of participants with a key distinction: No obstacles were introduced.

We observe that the players learn a set of landmark words and continue to navigate using this existing knowledge throughout the entire 250 games. The learning is drastically lesser as compared to learning with obstacles as they do not increase their knowledge by exploring the network much further. The participants learn to use center strategic paths and continue to use them without experiencing any degree of difficulty. Their landmark words remain more or less the same throughout all the games. In fact, even when there were shorter paths available, the participants tend to use longer paths which pass through their landmark words. Results are tabulated in Table II and Table III

TABLE II
WAY FINDING WITH OBSTACLES

Participant	Percentage of Nodes Learnt	Percentage of Edges Learnt
1	74.4	48.0
2	75.6	43.8
3	74.9	43.4
4	75.2	41.6
5	79.7	46.6
6	69.7	39.2
7	72.5	42.1
8	68.6	38.2
9	70.3	40.8

Average node learning: 73.43%

Average edge learning: 42.63%

TABLE III
WAY FINDING WITHOUT OBSTACLES

Participant	Percentage of Nodes Learnt	Percentage of Edges Learnt
1	39.6	18.7
2	41.5	20.4
3	42.3	21.1
4	38.9	17.8
5	36.5	15.9

Average node Learning: 39.76%

Average Edge Learning: 18.78%

It is intuitive that blockages force the participant to learn more of the network, but how much more do they learn and is it really necessary for them to learn so much? This is analyzed in the next section.

4: Humans Learn Much More than What is Required on Introduction of Obstacles:

When landmark words are removed, it is expected that participants tend to learn new words to navigate through the network. However, when we calculate the amount of words that would have been sufficient for navigation on the disrupted network, we observe that participants undergo an extraneous amount of learning when they are faced with an obstacle. i.e: While the participant could have found a quick route by finding several other paths within his knowledge base,

he actually takes a longer and more circuitous route, thereby increasing his knowledge base (Fig.7). Fig.8 Shows learning comparison for a single participant. We calculate the necessary number of words required per game by finding the shortest path from the source and destination words to the existing knowledge of the participants. We find that humans tend to move away from their knowledge base and explore a lot more of the network even though their existing knowledge was enough for them to navigate in. The results are tabulated as shown in Table IV.

Thus, on introduction of obstacles, humans tend to increase their learning by an amount that was rather unnecessary.

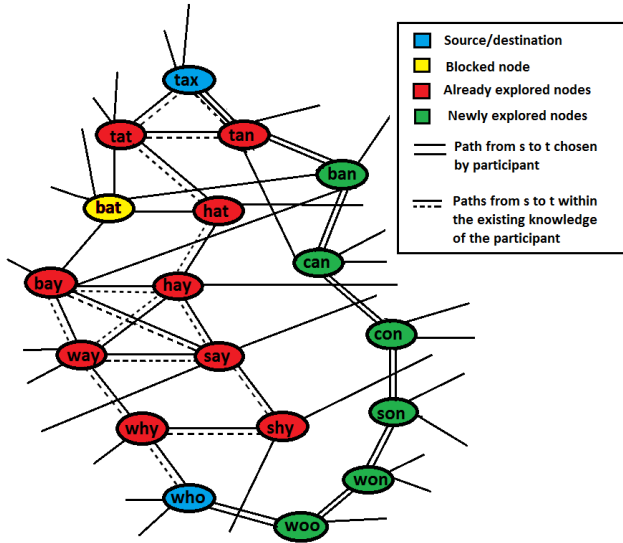


Fig. 7. Extraneous Learning

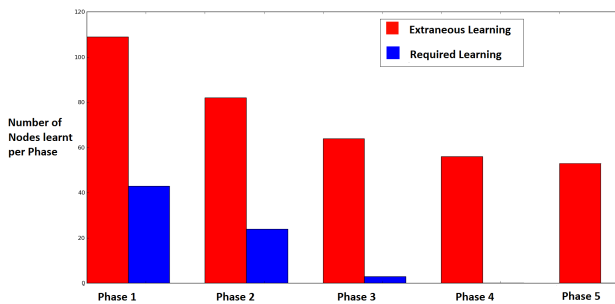


Fig. 8. Nodes Learnt vs Required Learning per Phase for a Single Participant

VI. CONCLUSION AND FURTHER WORK

This network theoretic study aims at understanding human navigation in a network with progressive disruptions. We analyze how humans explore such a network and the resulting

TABLE IV
NUMBER OF NODES REQUIRED VS NUMBER OF NODES LEARNT

Participant	Required Learning	Actual Learning
1	56	279
2	48	328
3	70	381
4	66	347
5	59	302
6	71	323
7	70	373
8	65	316
9	71	327

learning that transpires. We presented an analysis of the wordgame whose solution involved linear logic strategy. As proposed by [4], a friendly and easy framework to understand human problem solving is by understanding the strategies of humans in solving problems such as the Tower of Hanoi and puzzles that involve the linear logic strategy. Wordmorph puzzle facilitates such a study with a 2 folded advantage, one being the network is in the order of hundreds of nodes thus making it non-trivial an exercise and the other being the humans familiarity of the wordmorph network which has enabled us to conduct this experiment on people of diverse age groups and experience. Based on the observables from our experiment, we make a generalized hypotheses about human problem solving:

1. We note that humans exhibit exploratory skills when they are faced with obstacles in problem solving.
2. Not only do they succeed in learning novel ways of navigating through the problem space, they 'learn to learn quickly' with time.
3. The most startling observation is the amount of extraneous learning that humans undergo in order to overcome obstacles. Apart from man's cognitive capabilities being the primary reason for the enormous amount of knowledge acquisition that mankind has undergone during the course of human evolution, it seems a strong secondary reason lies in its learning ability of extrinsic information when he is fraught with obstacles.

A very interesting further study would be to validate our hypothesis by considering a group of high school students who have undergone a course in axiomatic geometry. Students are known to solve problems in geometry with a few axioms and postulates as their bag of tricks². Will they explore better ways of solving when they are asked not to use a particular geometry factual? Such a study would require a good interdisciplinary approach across topics such as mathematical problem solving, learning psychology, network analysis and the like.

VII. ACKNOWLEDGEMENTS

We would like to thank the Indian Statistical Institute for their gracious support and valuable funding for our experiment. We would also like to thank Dayananda Sagar College

²History has it that the problems known for its notoriety like the Fermat's last Theorem have yielded an entirely new school of thought in mathematics and have paved a long way in the understanding of various other facets of the subject [27]

of Engineering - Department of Computer Science for their support as well. And lastly, we thank all our participants who spent a lot of their time and effort with us.

REFERENCES

- [1] K. Mainzer, *The emergence of mind and brain: an evolutionary, computational, and philosophical approach*, ser. Progress in Brain Research, 2007, vol. 168, pp. 115–132.
- [2] K. Duncker, *Zur Psychologie des produktiven Denkens (German Edition)*, 1st ed. Springer, Dec. 1934.
- [3] A. Newell, J. C. Shaw, and H. A. Simon, “Elements of a theory of human problem solving,” *Psychological Review*, vol. 65, no. 3, pp. 151–166, 1958.
- [4] A. Newell and H. A. Simon, *Human Problem Solving*, sixth printing ed. Prentice Hall, 1972.
- [5] S. Iyengar, N. Zweig, A. Natarajan, and V. Madhavan, “A Network Analysis Approach to Understand Human-wayfinding Problem,” in *CogSci 2011 Proceedings*, no. 33, Jul. 2011, pp. 2836–2841.
- [6] U. Brandes and T. Erlebach, “Network Analysis. Methodological Foundations,” *Network Analysis, Lecture Notes in Computer Science*, vol. 3418, 2005.
- [7] M. Gardner, “Word ladders: Lewis carroll’s doublets,” *The Mathematical Gazette*, vol. 80, no. 487, pp. 195–198, 1996.
- [8] D. E. Knuth, *The Stanford GraphBase: a platform for combinatorial computing*. New York, NY, USA: ACM, 1993.
- [9] S. D. Moeser, “Cognitive mapping in a complex building,” *Environment and Behavior*, vol. 20, pp. 21–49, 1988.
- [10] R. Passini, “Spatial representations, a wayfinding perspective,” *Environmental Psychology*, vol. 4, pp. 153–164, 1984.
- [11] D. J. Watts and S. H. Strogatz, “Collective dynamics of ‘small-world’ networks,” *Nature*, vol. 393, no. 6684, pp. 440–442, Jun. 1998.
- [12] S. Milgram, “The small-world problem,” *Psychology Today*, vol. 1, no. 1, pp. 61–67, 1967.
- [13] P. S. Dodds, R. Muhamad, and D. J. Watts, “An Experimental Study of Search in Global Social Networks,” *Science*, vol. 301, no. 5634, pp. 827–829, Aug. 2003.
- [14] J. Kleinberg, “Navigation in a small world,” *Nature*, vol. 406, p. 845, 2000.
- [15] T. P. McDonald and J. W. Pellegrino, “Psychological perspectives on spatial cognition,” *Advances in psychology*, vol. 96, pp. 47–82, 1993.
- [16] G. T. Moore and R. G. Golledge, *Environmental knowing*. Hutchinson and Ross, 1976.
- [17] V. Aginsky, “Two strategies for learning a route in a driving simulator,” *Journal of Environmental Psychology*, vol. 17, no. 4, pp. 317–331, Dec. 1997.
- [18] G. W. Evans, “Environmental cognition,” *Psychological Bulletin*, vol. 88, pp. 259–287, 1980.
- [19] A. Baskaya, C. Wilson, and Y. Z. Özcan, “Wayfinding in an Unfamiliar Environment,” *Environment and Behavior*, vol. 36, pp. 839–867, 2004.
- [20] J. Peponis, C. Zimring, and Y. K. Choi, “Finding the building in wayfinding,” *Environment and Behavior*, vol. 22, no. 5, pp. 555–590, Sep. 1990.
- [21] A. W. Siegel and S. H. White, “The development of spatial representations of Large-Scale environments,” in *Advances in Child Development and Behaviour*, H. W. Reese, Ed. New York: Academic, 1975, vol. 10, pp. 9–55.
- [22] P. Stopka and D. Macdonald, “Way-marking behaviour: an aid to spatial navigation in the wood mouse (*Apodemus sylvaticus*),” *BMC Ecology*, vol. 3, no. 1, pp. 3+, 2003.
- [23] Darken and Peterson, “Spatial orientation, wayfinding, and representation,” 2001.
- [24] M. E. Sorrows and S. C. Hirtle, “The Nature of Landmarks for Real and Electronic Spaces,” in *COSIT ’99. VOLUME 1661*, 1999, pp. 37–50.
- [25] S. Catherine and S. Angus, *Oxford Dictionary of English*. Oxford University Press, 2005.
- [26] G. Sabidussi, “The centrality index of a graph,” *Psychometrika*, vol. 31, 1966.
- [27] S. Singh, *Fermat’s Enigma: The Epic Quest to Solve the World’s Greatest Mathematical Problem*, 1st ed. Anchor, Sep. 1998.