

² <http://www.igage.com/mp/GPSAccuracy.htm>

Note that generally $P(X)$ is not equiprobable and $P(X|y_j)$ is not in normal distribution. Actually, the distribution function for GPS accuracy is independent of information source. It is better written as

$$c(x_i, x_j) = \exp \left[-\frac{(x_i - x_j)^2}{2\sigma^2} \right] \quad (2)$$

We call $c(x_i, x_j)$ as confusing probability or similarity degree of x_i with x_j . The maximum of $c(x_i, x_j)$ is 1, yet the sum of conditional probability $P(X|y_j)$ is 1.

The confusing probability may be obtained from the statistics of a random set [7] [8]. Assume that we do N times of experiments for x_j . Each time we determine a subset of A where all x_i in the subset are confused with x_j . If N_i subsets includes x_i , then

$$c(x_i, x_j) = \lim_{N \rightarrow \infty} N_i / N \quad (3)$$

Let us define fuzzy set [9] $A_j = \{\text{all } x_i \text{ confused with } x_j\}$, and let $Q(A_j|x_i)$ denote the membership grade of x_i in A_j , and $Q(A_j|x_i) = c(x_i, x_j)$. $Q(A_j|x_i)$ can also be considered as the similarity degree of x_i with y_j or the posterior logical probability of $y_j = "X \text{ is about } x_j"$. The prior logical probability is its average:

$$Q(A_j) = \sum_i P(x_i) Q(A_j | x_i) \quad (4)$$

This is just the probability of a fuzzy event proposed by Zedah [10]. If $x_i \in A_j$, to get the conditional probability of x_i , we have set-Bayesian formula [4] or generalized Bayesian formula [8]:

$$P(x_i | A_j) = P(x_i | x_i \in A_j) = P(x_i) Q(A_j | x_i) / Q(A_j) \quad (5)$$

In discussing rate distortion function and rate tolerance

function bellow, we shall see the above formulae about $Q(A_j)$ and $P(x_i|A_j)$ frequently. If A_j is a clear set, the illustration of $P(X|A_j)$ is shown in Fig. 3 bellow.

B. From Statistical Information to Predictive Information

To measure information amount from a single event such as a GPS reading, it is not feasible to use Shannon entropy $H(X)$ or mutual information $I(X;Y)$ because they are only for average information [2]. So, some researchers suggest to use the logarithmic part of Shannon's mutual information formula to measure information from a single message y_j about x_i . The formula is [11]

$$I(x_i; y_j) = \log \frac{P(x_i | y_j)}{P(x_i)} \quad (6)$$

However, (6) will result in negative information amount as $P(x_i|y_j) < P(x_i)$ so that it is not widely accepted.

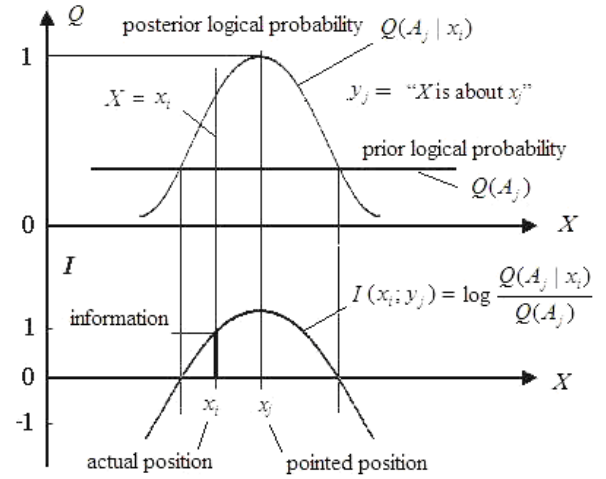


Figure 2. Illustrating predictive information formula

I accept this formula. Since information reflects saved coding length, naturally, negative information reflects increased coding length due to a wrong forecast or a lie.

Moreover, to measure GPS information, we also need factual test because according to common sense, if positioning is correct, the information amount is bigger; if positioning is inaccurate or wrong, the information amount is less or even negative. So, I call GPS information as predictive information and Shannon information as statistical information.

Replacing " y_j " in (6) with " y_j is true" or " $x_i \in A_j$ ", we have predictive information formula:

$$\begin{aligned} I^*(x_i; y_j) &= \log \frac{P(x_i | y_j \text{ is true})}{P(x_i)} \\ &= \log \frac{P(x_i | A_j)}{P(x_i)} = \log \frac{Q(A_j | x_i)}{Q(A_j)} \end{aligned} \quad (7)$$

Note that beside $P(X)$ and $Q(A_j|X)$, we also need the fact $X=x_i$.

It can be seen from Fig. 2 that the closer x_i is to x_j , the bigger the information amount is; with the deviation increasing, the information amount will decrease or become negative; the less the $Q(A_j)$ is, the bigger the absolute value of information amount is. Two factors determine the quantity of $Q(A_j)$. One is GPS accuracy, i.e. σ . Another is $P(X)$ covered by $Q(A|X)$. So we can conclude that the more accurate and more unexpected the prediction is, the bigger the absolute value of information amount is. Meanwhile the mistake is more possible and the test is more severe for small $Q(A_j)$. If $Q(A_j|x_i)$ is big enough, which means that the prediction can withstand the test, the information amount will be bigger. This formula corresponds to Popper's information criterion for the advancement of scientific theories (in [12], section 10-II) very much.

C. Information of An Ideal GPS or A Universally Necessary Statement

An ideal GPS is defined as

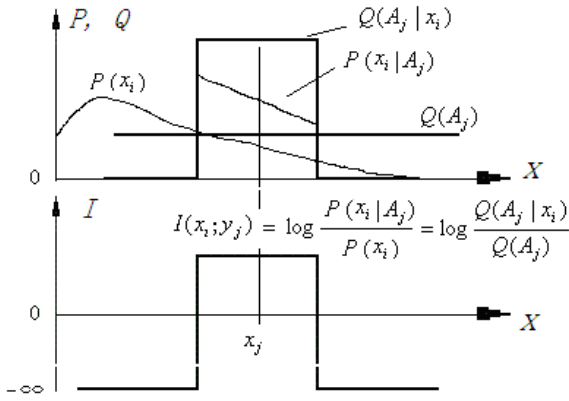


Figure 3. Information conveyed by an ideal GPS or a universally necessary statement

1) the confusing probability only takes value from $\{0,1\}$;

2) it is claimed that the object must locate in a circle with 100% possibility.

For an ideal GPS, the information formula becomes

$$I^*(x_i; y_j) = \log \frac{Q(A_j | x_i)}{Q(A_j)} = \begin{cases} -\log Q(A_j), & x_i \in A_j \\ -\infty, & x_i \notin A_j \end{cases} \quad (8)$$

Its illustration is shown in Fig. 3. It is easy to prove that information will be $-\infty$ if there is one $x_i \notin A_j$. This means that when we code a source with probability distribution $P(X|A_j)$, if there is one $x_i \notin A_j$, coding must fail no matter how long the codes are.

According to Popper's falsification theory, one opposite example is enough to falsify a scientific statement^[12]. The above formula just reflects this Popper's thought. For necessarily true and necessarily false statements, there is always $Q(A_j|x_i)/Q(A_j)=1$ and $I(x_i; y_j)=0$. This conclusion also corresponds to Popper's thought.

In daily language, since information receivers always assume that unexpected event is possible and understand statements in fuzzy mode, negative infinite information rarely happens.

D. Generalized Kullback Formula and Its Applications to Forecasts

How do we measure the average information of y_j about X ? In earlier days, I used Kullback formula:

$$I_k(X; y_j) = \sum_i P(x_i | A_j) \log \frac{P(x_i | A_j)}{P(x_i)} \quad (9)$$

where $P(X|Y)=P(X|Y \text{ is true})$ is assumed, i.e. for all x_i , $P(x_i | y_j)=P(x_i | A_j)$. Actually, two probabilities are not necessarily equal. Later I found that letting them different as (10)

$$I^*(X; y_j) = \sum_i P(x_i | y_j) \log \frac{P(x_i | A_j)}{P(x_i)} \quad (10)$$

will provide stronger explanatory power.

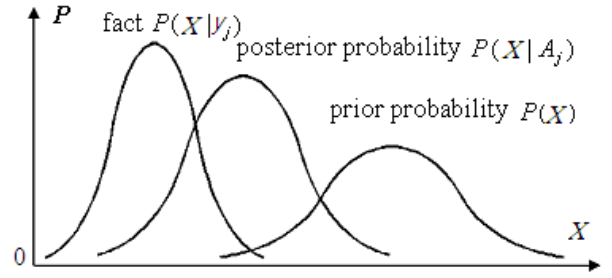


Figure 4. Illustrating generalized Kullback formula

This is a very important step because this formula indicates that information comes from the test of facts. This is the generalized Kullback formula. In the formula, $P(x_i | y_j)$ means the evidence, $P(x_i | A_j)$ means the forecast according to y_j , and $P(x_i)$ means prior knowledge. This formula is similar to Theil's formula for information difference^[13], yet it has richer meaning.

We can consider $-\log P(x_i)$ as the coding length of x_i when we code $P(X)$ in the optimal way, consider $-\log P(x_i | A_j)$ as the coding length of x_i when we code $P(X|A_j)$ in the optimal way. Hence $I(X; y_j)$ means the saved average coding length because of y_j .

Fig. 4 shows that the more the forecast $P(X|A_j)$ corresponds to the fact $P(X|y_j)$, the more the information is provided, and the maximum information is Kullback information; the farther the prior forecast $P(X)$ is from the fact $P(X|y_j)$ in comparison with $P(X|A_j)$, which means that the forecasted event is more unexpected, the bigger the information amount is.

Now we assume that X is an economical index. We use two parameters x_j and σ_j to forecast X , the true value function of a prediction y_j is

$$Q(A_j | x_i) = \exp \left[-\frac{(x_i - x_j)^2}{2\sigma_j^2} \right] \quad (11)$$

Then the generalized Kullback formula can be used to evaluate and optimize the predictions about the index.

Let z be some objective factors, $\langle y_j, \sigma_j \rangle$ be a prediction, the conditional probability of an economical index forecasted be $P(X|z)$. Which prediction $\langle y_j, \sigma_j \rangle$ is the best? The prediction that makes

$$I^*(X; y_j) = \sum_i P(x_i | z) \log \frac{Q(A_j | x_i)}{Q(A_j)} \quad (12)$$

reach the maximum is the best. The above formula can also be used to select the accuracy σ and the pointed position x_j of GPS.

If predictions are often incorrect or predictors lie, the receivers may modify the meanings based on their experiences, such as to let

$$Q(A_j | x_i) = P(y_j | x_i) / \max_k P(y_k | x_i) \text{ for all } x_i \quad (13)$$

so that its maximum is 1. In this way, the information received will increase and be closer to the statistical information.

E. Generalized Mutual Information Formula

To calculate the average of $I(X; y_j)$, we get the generalized mutual information formula:

$$\begin{aligned} I^*(X; Y) &= \sum_j \sum_i P(y_j) P(x_i | y_j) \log \frac{P(x_i | A_j)}{P(x_i)} \\ &= \sum_i P(y_j) P(x_i | y_j) \log \frac{Q(A_j | x_i)}{Q(A_j)} \end{aligned} \quad (14)$$

While the forecast corresponds to the fact, $I^*(X; Y)$ becomes

$$I^*(X; Y) = \sum_j \sum_i P(y_j) P(x_i | A_j) \log \frac{Q(A_j | x_i)}{Q(A_j)} \quad (15)$$

In the following discussions about rate distortion and rate tolerance, we can see this kind of formula again.

Now we can see that Shannon mutual information is the special case of the generalized mutual information as the forecast corresponds to the fact; the generalized mutual information also reflects the saved average coding length. Shannon information can be considered as cost and the generalized information can be considered as utility. The former is the upper boundary of the later.

III. RATE TOLERANCE AND ITS EQUIVALENCES WITH RATE DISTORTION AND COMPLEXITY DISTORTION

A. From Rate Distortion to Complexity Distortion

For compressing the data of sound, video, economy, geography, etc., proper lossy coding will substantially improve communication efficiency. For this purpose, Shannon proposed rate distortion theory [2] which was developed by T. Berger [14] and others (see [15], chapter 10).

Assume that we use lossy codes to code a discrete memoryless source $P(X)$ and X is a number. Let $X \in A = \{x_1, x_2, \dots\}$ for the source and $Y \in B = \{y_1, y_2, \dots\}$ for the destination, and the distortion between x_i and y_j be denoted by $d_{ij} = d(x_i, y_j)$. Then the average distortion is

$$E(d_{ij}) = \sum_j \sum_i P(x_i, y_j) d_{ij} \quad (16)$$

For given source $P(X)$ and the upper boundary D of $E(d_{ij})$, we change $P(Y|X)$ to seek the minimum R of Shannon mutual information $I(X; Y)$:

$$R(D) = \min_{P(Y|X): E(d_{ij}) \leq D} I(X; Y) \quad (17)$$

$R(D)$ is the rate distortion function. Shannon proved that the minimum average coding length for each number could infinitely approach $R(D)$ [2].

However, in communication practice, we often need to provide tolerance between each pair (x_i, y_j) . So, Kolmogorov proposed the structure function [5] based on his complexity theory, Sow proposed complexity distortion [6] also based on

Kolmogorev's complexity theory. The complexity theory calls the minimum coding length of a sequence of letters as the complexity of the sequence. For lossy coding, if

$$d(x_i, y_j) = (x_i - y_j)^2 \leq D_c, \text{ for all } i, j \quad (18)$$

is tenable³, then for each x_i , there is a ball (D -ball [6]), say B_i , on B surrounding y_i . It is allowed to use any $y_j \in B_i$ to represent x_i . And for each y_j , there is a ball, say A_j , on A surrounding x_j . It is allowed that y_j represents any $x_i \in A_j$. In the complexity theory, all balls have the same radius⁴ $D_c^{0.5}$. For given $P(X)$ and D_c , we may get the minimum average coding length (block-coding might be required) or the minimum Shannon mutual information (their tiny difference is neglected here) C , which is the function of D_c , i. e. $C = C(D_c)$, which is the complexity distortion function. When using the same coding scheme, we assume that each A_j contains the same number of elements and the number is $S = |A_j|$, then $h_x(D_c) = \log S$ is called the structure function.

However, we also need different size tolerance sets or balls to limit the coding errors. For example, with the brightness of colors increasing, the sensitivity of human eyes to color differences will decrease, which means that we need smaller tolerance balls for darker colors and bigger tolerance balls for brighter colors.

B. Defining Rate Tolerance and Proving that Complexity Distortion is Its Special Case

Assume there is a similarity relation on $A \times B$. The similarity degree between x_i and y_j is $c_{ij} = c(x_i, y_j) = c(x_i, x_i) \in [0, 1]$, such as defined by (2). For each x_i , there is a B_i and the membership grade of y_j in B_i is c_{ij} . For each y_j , there is a A_j on A and the membership grade of x_i in A_j is also c_{ij} . That means that B_i and A_j are fuzzy sets and

$$Q(B_i | y_j) = Q(A_j | x_i) = c_{ij} \quad (19)$$

If for each B_i , there is the constraint

$$P(y_j | x_i) \leq P(y_j | B_i), \text{ for } y_j \in B \text{ as } Q(A_j | x_i) \neq 1 \quad (20)$$

We call $T = \{B_1, B_2, \dots\}$ as the tolerance of source $P(X)$. If B_1, B_2, \dots are all clear sets, i.e. $c_{ij} \in \{0, 1\}$. The above constraint becomes

$$\sum_j P(y_j | x_i) = 0, \text{ for all } y_j \notin B_i \quad (21)$$

Now, we select y_j to represent x_i . For given $P(X)$ and T , we change $P(Y|X)$ to seek the minimum Shannon mutual information R . That is

$$R(T) = \min_{P(Y|X): P(Y|X) \leq P(Y|T) \text{ as } Q(A_j | x_i) \neq 1} I(X; Y) \quad (22)$$

$R(T)$ is the function of rate tolerance. Obviously, if B_1, B_2, \dots are the same size balls or regions which are clear sets, then $R(T)$ will become $C(D_c)$. So, $C(D_c)$ is a special case of $R(T)$.

³ I use D_c here instead of D because D means average distortion.

⁴ Generally, block coding is used to explain complexity distortion, and the radius is of n -dimension space.

In the following, we assume $B_1, B_2 \dots$ are clear sets, and then examine the equivalence between $R(D)$ and $R(T)$.

Now consider function $R(D)$. Let us define the distortion of y_j relative to x_i :

$$d_{ij} = d(x_i, y_j) = -\log c_{ij} = \begin{cases} 0, & c_{ij} = 1, \text{ for all } i, j \\ \infty, & c_{ij} = 0. \end{cases} \quad (23)$$

According to formula (21) and (23), the constraint $E(d_{ij}) \leq D=0$ is equivalent to the constraint T , i. e. $R(D=0)=R(T)$. So, $C(D_c)$ is also a special case of $R(D)$.

C. A Generalized Entropy $H^*(X)$ Reflecting Rate Distortion and Complexity Distortion

Now we prove that $R(D=0)$ equals a generalized entropy while T is a group of clear sets.

We know the parameter form [14] of

$$R(D): \begin{cases} D(s) = \sum_i P(x_i) P(y_j) \exp(sd_{ij}) \lambda_i d_{ij} \\ R(s) = sD(s) + \sum_i P(x_i) \log \lambda_i \end{cases} \quad (24)$$

where

$$\lambda_i = 1 / \sum_j P(y_j) \exp(sd_{ij}) \quad (25)$$

Let $s = -1/(2\sigma^2)$, we can see clear relationship between GPS information and rate distortion function. We can consider $\exp(sd_{ij}) = Q(B_i|y_j)$ and $\lambda_i = 1/Q(B_i)$. Then we have

$$R(s) = \sum_i \sum_j P(x_i) P(y_j | B_i) \log \frac{Q(B_i | y_j)}{Q(B_i)} \quad (26)$$

which is similar to (15). When T is a group of clear sets, $\exp(-\infty)=0$, $\exp(0)=1$, $D=0$, R is irrelative to s . Hence

$$R(s) = H^*(X) = -\sum_i P(x_i) \log Q(B_i) \quad (27)$$

where $Q(B_i)$ is the function of $P(Y)$. It is not true that any $H^*(X)$ equals a $R(D=0)$. Only the minimum of $H^*(X)$ obtained by changing $P(Y)$ is $R(D=0)$. That is

$$R(D=0) = H_{P(Y)}^*(X) = \min_{P(Y)} [-\sum_i P(x_i) \log Q(B_i)] \quad (28)$$

So, $R(T) = R(D=0) = H_{P(Y)}^*(X)$. Only when all B_i have the same size, is there $C(D_c) = R(T) = R(D=0)$. The conditional entropy of X with T as the condition is

$$H(X|T) = \sum_j \sum_i P(x_i) P(x_i | A_j) \log P(x_i | A_j) \quad (29)$$

If all A_j are the same size balls and $|A_j|=S$ and $P(X|A_j)$ are equiprobable for all j , then $H(X|T)$ will become the structure function $h_x(D_c)$.

Obviously, it is not correct to conclude $C(D_c) = R(D_c)$ [6] in most situations or to confirm that there is a general equivalence between the distortion-rate and the expected structure function [5], because in the complexity theory, those constraint sets are

clear, yet in the rate distortion theory, those constraint sets are fuzzy. The later has looser constraints than the former. We use a coding example to explain their differences.

D. Using a Coding Example to Explain $R(D_c) < C(D_c)$

Now we prove that $R(D=0)$ equals a generalized entropy while T is a group of clear sets.

This example will provide the thread for changing $P(Y|X)$ to decrease $I(X;Y)$.

Example: $A = \{1, 2, 3, 4\}$ and $B = \{1, 2, 3, 4\}$. $P(X)$ is equiprobable. The coding is to use y_j in B to represent x_i in A with tolerance $|X-Y| \leq 1$.

Real procedure for data compression is $P(X) \rightarrow$ source coding \rightarrow storing and transmitting \rightarrow Decoding $\rightarrow P(Y)$. However we only consider what $P(Y|X)$ can result in the minimum $I(X;Y)$ without considering middle details where block-coding might be required.

The equation (28) reminds us that for each x_i , it is better when $Q(B_i)$ is bigger; also it is better when different tolerance sets overlap each other more. If so, $H(X|Y)$ will bigger, $I(X;Y) = H(X) - H(X|Y)$ will be less.

If we simply use y_2 to represent x_1 and x_2 , and use y_3 to represent x_3 and x_4 , then the average information is 1 bit. Now we refer to (25) and (28) to code the source as follows: when $X=1$, let $Y=2$; when $X=4$, let $Y=3$; when $X=2$ or 3 randomly. See Table 1 for some detailed data.

Note $Q(B_2)=Q(B_3)=1$, so $X=2$ or 3 , the information amount is 0. Hence $R(T) = C(D_c) = -0.25 \log 0.5 - 0.25 \log 0.5 = 0.5 \text{ bit}$. However in this way, $E(d_{ij}) = 0.75 < 1$. The following coding can prove that $R(D_c)$ may be less than $C(D_c)$.

Now let $d_{ij} = (y_j - x_i)^2$ and distortion $E(d_{ij}) \leq D=1$ to seek R . Let $s = -0.45$, $y_2=y_3=0.5$, $Q(A_i|y_j) = \exp[s(y_j - x_i)^2]$, $P(y_j|x_i) = P(y_j|B_i)$. Hence, we get the data shown in Table 2.

Then according to (24), $D=0.994$, $R(D) = sD + H^*(X) = -0.447 + 0.816 = 0.369 \text{ bit} < 0.5 \text{ bit}$. It can be seen that generally $R(D_c) < C(D_c)$.

TABLE I. SEEK $P(Y|X)$ FOR $C(D_c=1)$

$P(x_i)$	x_i	y_j	$P(y_j)$	$Q(B_i)$	$-P(x_i) \log Q(B_i)$
0.25	1	1	0	$P(y_2)=0.5$	0.25
0.25	2	2	0.5	$P(y_2)+P(y_3)=1$	0
0.25	3	3	0.5	$P(y_2)+P(y_3)=1$	0
0.25	4	4	0	$P(y_4)=0.5$	0.25

TABLE II. SEEK $P(Y|X)$ FOR $R(D=1)$

$P(x_i)$	x_i	$P(y_2 x_i)$	$P(y_3 x_i)$	$P(y_j)$	$Q(B_i)$	$-P(x_i) \log Q(B_i)$
0.25	1	0.8	0.2	0	0.395	0.335
0.25	2	0.903	0.097	0.5	0.816	0.073
0.25	3	0.097	0.903	0.5	0.816	0.073
0.25	4	0.2	0.8	0	0.395	0.335

E. Rate Tolerance and Its Equivalence to Rate Distortion

Let $T=\{ B_1, B_2 \dots\}$ be a group of fuzzy sets. The generalized mutual information is $I(X;Y)= H(Y) - H(Y|X)$. The tolerance is T or inequality (20). It is easy to prove that for given $P(Y)$, $H(Y|X)$ reaches it's the maximum while

$$P(y_j | x_i) = P(y_j | B_i), \text{ for all } i,j \quad (30)$$

This equation is necessary but sufficient for R . To change $P(Y)$ to make $I(X;Y)$ reach the minimum, we have the rate tolerance function:

$$R(T) = \min_{P(Y)} \sum_i \sum_j P(x_i) P(y_j | B_i) \log \frac{Q(B_i | y_j)}{Q(B_i)} \quad (31)$$

Assume $Q(B_i|y_i)=\exp(sd_{ij})$ for all i, j and refer to Section III-C, we have $R(T)=R(D)$. That means any $R(D)$ is a special case of $R(T)$ as $Q(B_i | y_j)=\exp(sd_{ij})$ for all i, j . The s reflects the accuracy of a prediction. The bigger it's absolute value is, the bigger the R is.

There exists obvious relationship between $R(D)$ and the generalized information measure.

IV. SUMMARY

In this paper I use GPS as an example to derive the generalized information formulae from the classical information formulae, discuss how rate tolerance and rate distortion are related to the generalized mutual information, prove that rate distortion $R(D)$ is a special case of rate tolerance $R(T)$ and that complexity distortion $C(D_c)$ is a special case of $R(D)$. In my previous researches [1] [4] I also studied the relationship between the maximum entropy principle in thermodynamics and rate tolerance, and proposed that by replacing distortion D with the lower boundary G of generalized mutual information, we can get the function $R(G)$ where G/R indicates communication efficiency including the efficiency in which the sender's lies result in the information loss of its enemy. I will discuss these topics further elsewhere.

REFERENCES

- [1] C. Lu, A Generalized Information Theory (in Chinese), China Science and Technology University Press, 1993.
- [2] C. E. Shannon, "A mathematical theory of communication", Bell System Technical Journal, Vol.27, pp. 379-429 and 623-656, 1948.
- [3] C. Lu, "Meanings of generalized entropy and generalized mutual information for coding" (in Chinese), J. of China Institute of Communication, vol. 15, No.6, pp. 37-44, 1994..
- [4] C. Lu, "A generalization of Shannon's information theory", Int. J. of General Systems, vol. 28, No. 6, pp. 453-490, 1999.
- [5] P. D. Grunwald and P. B. Vitany, "Kolmogorov Complexity and Information Theory With an Interpretation in Terms of Questions and Answers", Journal of Logic, Language and Information, pp. 497-529, Dec. 2003.
- [6] D. M. Sow, "Complexity Distortion Theory", IEEE Transactions on Information Theory, vol. 49, No. 3, pp. 604-609, March 2003.
- [7] P. Z. Wang, "Random sets in Fuzzy Set theory", In: System & Control Encyclopedia, edited by M. G. Singh, Pergamon Press, pp. 3945-3947, 1987.
- [8] J. B. Tenenbaum and T. L. Griffiths, "Generalization, similarity, and Bayesian inference", Behavioral and Brain Science, vol. 24, No.4, pp. 629-640, 2001.
- [9] L. A. Zadeh, "Fuzzy sets", Infor. Contr., vol. 8, pp. 338-353, 1965.
- [10] L. A. Zedah, "Probability measures of fuzzy events", Journal of mathematical Analyses and Applications. vol.23, pp. 421-427, 1968..
- [11] S. Kullback, Information and Statistics, John Wiley & Sons Inc., New York, 1959.
- [12] [12] K. R. Popper, Conjectures and Refutations: The Growth of Scientific Knowledge, Harper & Row, Publishers, New York and Evanston, 1968.
- [13] [13] H. Theil, Economics and Information Theory, North-Holland, Amsterdam, 1967.
- [14] T. Berger, Rate Distortion Theory: A Mathematical Basis for Data Compression, Englewood Cliffs, NJ: Prentice-Hall, 1971.
- [15] T. M. Cover and J. A. Thomas, Elements of Information Theory, Second Edition, John Wiley & Sons, 2006.