

Vision-Based Cooperative Estimation of Averaged 3D Target Pose under Imperfect Visibility

Takeshi Hatanaka * Takayuki Nishi * Masayuki Fujita *

* *Department of Mechanical and Control Engineering Tokyo Institute of Technology, 2-12-1 S5-26 Ookayama Meguro-ku, Tokyo 152-8550, Japan (e-mail: hatanaka@ctrl.titech.ac.jp).*

Abstract: This paper investigates vision-based cooperative estimation of a 3D target object pose for visual sensor networks. In our previous works, we presented an estimation mechanism called networked visual motion observer achieving averaging of local pose estimates in real time. This paper extends the mechanism so that it works even in the presence of cameras not viewing the target due to the limited view angles and obstructions in order to fully take advantage of the networked vision system. Then, we analyze the averaging performance attained by the proposed mechanism and clarify a relation between the feedback gains in the algorithm and the performance. Finally, we demonstrate the effectiveness of the algorithm through simulation.

Keywords: Cooperative estimation, Distributed averaging, Visual sensor networks

1. INTRODUCTION

Driven by technological innovations of smart wearable vision cameras, a networked vision system consisting of spatially distributed smart cameras emerges as a new challenging application field of the visual feedback control and estimation (Song et al. (2011); Tron and Vidal (2011)). The vision system called *visual sensor network* brings in some potential advantages over a single camera system such as: (i) accurate estimation by integrating rich information, (ii) tolerance against obstructions, misdetection in image processing and sensor failures and (iii) wide vision and elimination of blind areas by fusing images of a scene from a variety of viewpoints. Due to their nature, the visual sensor networks are expected as a component of sustainable infrastructures.

Fusion of control techniques and visual information has a long history, which is well summarized by Chaumette and Hutchinson (2006, 2007); Ma et al. (2004). Among a variety of estimation/control problems addressed in the literature, this paper investigates a vision-based estimation problem of 3D target object motion as in Aguiar and Hespanha (2009); Dani et al. (2011); Fujita et al. (2007). While most of the above works consider estimation by a single or centralized vision system, we consider a *cooperative estimation* problem for visual sensor networks. In particular, we confine our focus to a 3D pose estimation problem of a moving target object addressed by Fujita et al. (2007), where the authors present a real-time vision-based observer called *visual motion observer*. Namely, we investigate cooperative estimation of a target object pose via distributed processing.

Cooperative estimation for sensor networks has been addressed e.g. in Olfati-Saber (2007); Freeman et al. (2006). The main objective of these researches is averaging the

local measurements or local estimates among sensors in a distributed fashion to improve estimation accuracy. For this purpose, most of the works utilize the consensus protocol (Olfati-Saber et al. (2007)) in the update procedure of the local estimates. However, the consensus protocol is not applicable to the full 3D pose estimation problem as pointed out by Tron and Vidal (2011), since the object's pose takes values in a non-Euclidean space.

Meanwhile, Tron and Vidal (2011); Sarlette and Sepulchre (2009) present a distributed averaging algorithm on matrix manifolds. However, applying them to cooperative estimation requires a lot of averaging iterations at each update of the estimate and hence they cannot deal with the case where the target motion is not slow. To overcome the problem, the authors presented a cooperative estimation mechanism called *networked visual motion observer* achieving distributed estimation of an object pose in real time (Hatanaka et al. (2011); Hatanaka and Fujita (2012)) by using a pose synchronization techniques in Hatanaka et al. (2012). However, Hatanaka et al. (2011); Hatanaka and Fujita (2012) assume that all the cameras capture the target object, which may spoil the advantage (iii) of the first paragraph of this section. Though running the algorithm only among the cameras viewing the target and broadcasting the estimates to the other cameras is an option, it is desirable to share an estimate without changing procedures of each camera in order to avoid such complicated task switches depending on the situation.

In this paper, we thus present a novel estimation mechanism which works in the presence of cameras not capturing the target due to limited view angles and obstructions. Then, we analyze the averaging performance attained by the proposed mechanism and clarify a relation between the tuning gains and the averaging performance. There, we prove that the conclusion of Hatanaka et al. (2011);

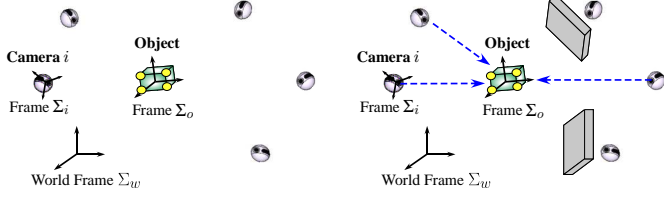


Fig. 1. Situation under consideration

Hatanaka and Fujita (2012) under the assumption of perfect visibility is also valid even in the case of imperfect visibility. Moreover, we demonstrate the effectiveness of the presented algorithm through simulation.

2. PROBLEM STATEMENT

2.1 Situation under Consideration

In this paper, we consider the situation where there are n cameras $\mathcal{V} := \{1, \dots, n\}$ with communication and computation capability and a single target object in 3 dimensional space as in the left figure of Fig. 1. Let the world frame, the i -th camera frame and the object frame be denoted by Σ_w , Σ_i and Σ_o , respectively. The objective of the networked vision system is to estimate the 3D pose of the object from visual measurements. Although the targets are possibly multiple in a practical situation, we confine our focus only to estimation of a single target since multiple objects case can be handled by just applying parallelly the procedure for a single object to each object.

Unlike Hatanaka et al. (2011); Hatanaka and Fujita (2012), all the vision cameras are assumed to have visible region and some cameras do not capture the target object as depicted in the right figure of Fig. 1. Let us now denote the subset of all vision cameras viewing the target at time t by $\mathcal{V}_f(t) \subseteq \mathcal{V}$ and the rest of the cameras by $\mathcal{V}_f^-(t) \subseteq \mathcal{V}$.

Suppose that the pose consistent with the visual measurement of each camera $i \in \mathcal{V}_f(t)$ differs from camera to camera due to incomplete localization and parametric uncertainties of the cameras as depicted in Fig. 2. Then, the fictitious target with the pose consistent with the i -th camera's visual measurement is denoted by o_i , $i \in \mathcal{V}_f(t)$ and its frame is by Σ_{o_i} , $i \in \mathcal{V}_f(t)$. Under such a situation, averaging the contaminated poses is a way to improve estimation accuracy (Olfati-Saber (2007); Tron and Vidal (2011)). In this paper, we thus address estimation of an average pose of objects $\{o_i\}_{i \in \mathcal{V}}$ in a distributed fashion.

2.2 Relative Rigid Body Motion

The position vector and the rotation matrix from i -th camera frame Σ_i to the world frame Σ_w are denoted by $p_{wi} \in \mathcal{R}^3$ and $e^{\xi_{wi}\theta_{wi}} \in SO(3) := \{R \in \mathcal{R}^{3 \times 3} | R^T R = I_3, \det(R) = +1\}$. The vector $\xi_{wi} \in \mathcal{R}^3$ specifies the rotation axis and $\theta_{wi} \in \mathcal{R}$ is the rotation angle. We use $\xi_{\theta_{wi}}$ to denote $\xi_{wi}\theta_{wi}$. The notation $'\wedge'$ is the operator such that $\hat{a}b = a \times b$, $a, b \in \mathcal{R}^3$ for the vector cross-product \times , i.e. \hat{a} is a 3×3 skew-symmetric matrix. The notation $'\vee'$ denotes the inverse operator to $'\wedge'$.

The pair of the position p_{wi} and the orientation $e^{\xi_{wi}\theta_{wi}}$ denoted by $g_{wi} = (p_{wi}, e^{\xi_{wi}\theta_{wi}}) \in SE(3) := \mathcal{R}^3 \times SO(3)$

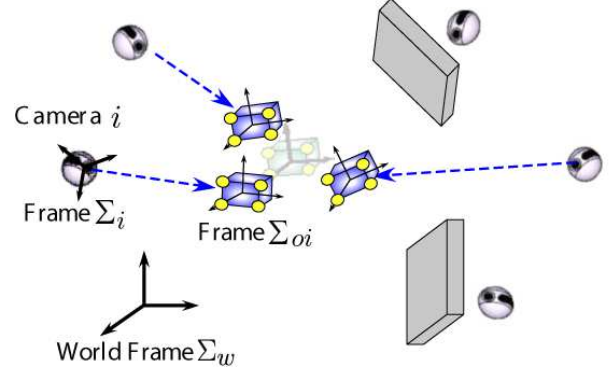


Fig. 2. Sensing under uncertainties

is called the pose of camera i relative to the world frame Σ_w . Similarly, we denote by $g_{wo_i} = (p_{wo_i}, e^{\xi_{wo_i}\theta_{wo_i}}) \in SE(3)$ the pose of object o_i relative to the world frame Σ_w . We also define the body velocity of camera i relative to the world frame Σ_w as $V_{wi}^b = (v_{wi}, \omega_{wi}) \in \mathcal{R}^6$, where v_{wi} and ω_{wi} respectively represent the linear and angular velocities of the origin of Σ_i relative to Σ_w . Similarly, object o_i 's body velocity relative to Σ_w is denoted by $V_{wo_i}^b = (v_{wo_i}, \omega_{wo_i}) \in \mathcal{R}^6$.

Throughout this paper, we use the following homogeneous representation of $g = (p, e^{\xi\theta}) \in SE(3)$ and $V^b = (v, \omega)$.

$$g = \begin{bmatrix} e^{\xi\theta} & p \\ 0 & 1 \end{bmatrix}, \hat{V}^b = \begin{bmatrix} \hat{\omega} & v \\ 0 & 0 \end{bmatrix}.$$

Then, the body velocities V_{wi}^b and $V_{wo_i}^b$ are simply given by $\hat{V}_{wi}^b = g_{wi}^{-1} \dot{g}_{wi}$ and $\hat{V}_{wo_i}^b = g_{wo_i}^{-1} \dot{g}_{wo_i}$.

Let $g_{io_i} = (p_{io_i}, e^{\xi_{io_i}\theta_{io_i}}) \in SE(3)$ be the pose of Σ_{o_i} relative to Σ_i . Then, it is known that g_{io_i} can be represented as $g_{io_i} = g_{wi}^{-1} g_{wo_i}$. By using the body velocities V_{wi}^b and $V_{wo_i}^b$, the motion of the relative pose g_{io_i} is written as

$$\dot{g}_{io_i} = -\hat{V}_{wi}^b g_{io_i} + g_{io_i} \hat{V}_{wo_i}^b \quad (1)$$

(Ma et al. (2004)). (1) is called relative rigid body motion.

2.3 Visual Measurement

In this subsection, we define visual measurements of each vision camera $i \in \mathcal{V}_f(t)$ which is available for estimation. Unlike Hatanaka et al. (2011); Hatanaka and Fujita (2012), all the cameras in $\mathcal{V}_f^-(t)$ obtain no measurement. Now, we assume (i) all cameras are pinhole-type cameras, (ii) each target object has m ($m \geq 4$) feature points and (iii) each camera can extract them from the vision data. The position vectors of object o_i 's l -th feature point relative to Σ_{o_i} and Σ_i are denoted by $p_{o_i l} \in \mathcal{R}^3$ and $p_{il} \in \mathcal{R}^3$ respectively. Using a transformation of the coordinates, we have $p_{il} = g_{io_i} p_{o_i l}$, where $p_{o_i l}$ and p_{il} should be regarded with a slight abuse of notation as $[p_{o_i l}^T \ 1]^T$ and $[p_{il}^T \ 1]^T$.

Let the m feature points of object o_i on the image plane coordinate be the measurement f_i of camera i , which is given by the perspective projection (Ma et al. (2004)) as

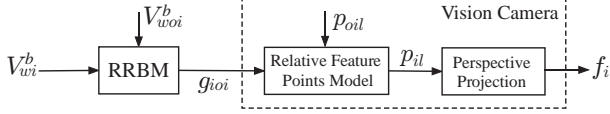


Fig. 3. Relative rigid body motion with camera model

$$f_i := [f_{i1}^T \cdots f_{im}^T]^T \in \mathcal{R}^{2m}, f_{il} = \frac{\lambda_i}{z_{il}} \begin{bmatrix} x_{il} \\ y_{il} \end{bmatrix}. \quad (2)$$

with a focal length λ_i , where $p_{il} = [x_{il} \ y_{il} \ z_{il}]^T$. In this paper, we assume that each camera $i \in \mathcal{V}$ knows the location of feature points $p_{oil} \in \mathcal{R}^3$. Then, the visual measurement f_i depends only on the relative pose g_{ioi} from (2) and $p_{il} = g_{ioi} p_{oil}$. Fig. 3 shows the block diagram of the relative rigid body motion (1) with the camera model (2), where RRBM is the acronym of Relative Rigid Body Motion.

2.4 Communication Model

The cameras have communication capability with the neighboring cameras and form a network. The communication is modeled by a graph $G = (\mathcal{V}, \mathcal{E})$, $\mathcal{E} \subset \mathcal{V} \times \mathcal{V}$. Namely, camera i can get information from j if $(j, i) \in \mathcal{E}$. We also define the neighbor set \mathcal{N}_i of camera $i \in \mathcal{V}$ as

$$\mathcal{N}_i := \{j \in \mathcal{V} | (j, i) \in \mathcal{E}\}. \quad (3)$$

In this paper, we employ the following assumption on the graph G .

Assumption 1. The communication graph G is fixed, undirected and connected.

We also introduce some additional notations. Let $\mathcal{T}(i_0)$ be the set of all spanning trees over G with a root $i_0 \in \mathcal{V}$ and we consider an element $G_T = (\mathcal{V}, \mathcal{E}_T) \in \mathcal{T}(i_0)$. Let the path from i_0 to node $i \in \mathcal{V}$ along with G_T be denoted by $P_{G_T}(i) = (v_0, \dots, v_{d_{G_T}(i)}), v_0 = i_0, v_{d_{G_T}(i)} = i, (v_l, v_{l+1}) \in \mathcal{E}_T \ \forall l \in \{0, \dots, d_{G_T}(i) - 1\}$, where $d_{G_T}(i)$ is the length of the path $P_{G_T}(i)$. We also define

$$\Delta_{G_T}(E; i) = \begin{cases} 1, & \text{if the path } P_{G_T}(i) \text{ includes edge } E \\ 0, & \text{otherwise} \end{cases}$$

for any $E \in \mathcal{E}_T$ and

$$W := \min_{i_0 \in \mathcal{V}} D(i_0), \ D(i_0) := \min_{G_T \in \mathcal{T}(i_0)} \tilde{D}(G_T), \quad (4)$$

$$\tilde{D}(G_T) := \max_{E \in \mathcal{E}_T} \sum_{i \in \mathcal{V}} \Delta_{G_T}(E; i) d_{G_T}(i).$$

The meaning of these notations are given in Hatanaka and Fujita (2012).

2.5 Average on $SE(3)$

The objective of this paper is to present a cooperative estimation mechanism for the visual sensor networks producing an estimate close to an average of $\{g_{ioj}\}_{i \in \mathcal{V}, j \in \mathcal{V}_f}$, $g_{ioj} := g_{wi}^{-1} g_{woj}$ even in the presence of vision cameras not capturing the target.

Let us now introduce the following mean g^* on $SE(3)$ (Moakher (2002)) as an average of target poses $\{g_{woj}\}_{j \in \mathcal{V}_f}$.

$$g^* = (p^*, e^{\hat{\xi}_{\theta^*}}) := \arg \min_{g \in SE(3)} \sum_{j \in \mathcal{V}_f} \psi(g^{-1} \tilde{g}_{woj}) \quad (5)$$

where ψ is defined for any $g = (p, e^{\hat{\xi}_{\theta}}) \in SE(3)$ as

$$\psi(g) := \frac{1}{2} \|I_4 - g\|_F^2 = \frac{1}{2} \|p\|^2 + \phi(e^{\hat{\xi}_{\theta}}), \quad (6)$$

$$\phi(e^{\hat{\xi}_{\theta}}) := \frac{1}{2} \|I_3 - e^{\hat{\xi}_{\theta}}\|_F^2 = \text{tr}(I_3 - e^{\hat{\xi}_{\theta}}) \quad (7)$$

and $\|M\|_F$ is the Frobenius norm of matrix M . Hereafter, we also use the notation $g_i^* = (p_i^*, e^{\hat{\xi}_{\theta_i^*}}) := g_{wi}^{-1} g^*$.

3. NETWORKED VISUAL MOTION OBSERVER

In this section, we introduce a cooperative estimation mechanism originally presented by Hatanaka et al. (2011). Here, we assume that the relative poses $g_{ij} = g_{wi}^{-1} g_{wj}$ w.r.t neighbors $j \in \mathcal{N}_i$ are available for each camera $i \in \mathcal{V}$.

3.1 Review of Previous Works

We first prepare a model of the rigid body motion (1) as

$$\dot{\bar{g}}_i = -\hat{V}_{wi}^b \bar{g}_i + \bar{g}_i \hat{u}_{ei}, \quad (8)$$

where $\bar{g}_i = (\bar{p}_i, e^{\hat{\xi}_{\bar{\theta}_i}})$ is the estimate of the average $g_i^* = g_{wi}^{-1} g^*$. The input $u_{ei} = (v_{uei}, \omega_{uei})$ is to be designed so that \bar{g}_i approaches g_i^* . Once \bar{g}_i is determined, the estimated visual measurement \bar{f}_i is computed by (2).

Let us now define the error $g_{ei} := \bar{g}_i^{-1} g_{ioi}$ between the estimate \bar{g}_i and the relative pose g_{ioi} and its vector representation $e_{ei} := E_R(g_{ei})$ with

$$E_R(g) := \begin{bmatrix} p^T & e_R^T(e^{\hat{\xi}_{\theta}}) \end{bmatrix}^T, \ e_R(e^{\hat{\xi}_{\theta}}) := \text{sk}(e^{\hat{\xi}_{\theta}})^\vee, \\ \text{sk}(e^{\hat{\xi}_{\theta}}) := \frac{1}{2}(e^{\hat{\xi}_{\theta}} - e^{-\hat{\xi}_{\theta}}). \quad (9)$$

It is shown by Fujita et al. (2007) that if the number of feature points m is greater than or equal to 4, the estimation error vector e_{ei} can be approximately reconstructed by the visual measurement error $f_{ei} := f_i - \bar{f}_i$ as

$$e_{ei} = J_i^\dagger(\bar{g}_i) f_{ei}. \quad (10)$$

In case of a single camera, Fujita et al. (2007) presents an input $u_{ei} = k_e e_{ei}$ based on passivity of the estimation error system from u_{ei} to $-e_{ei}$ and the resulting estimation mechanism (8), (10) and $u_{ei} = k_e e_{ei}$ is called *visual motion observer*. Then, the authors prove the estimate \bar{g}_i converges to the actual relative pose g_{ioi} if $V_{woi}^b = 0$.

Hatanaka et al. (2011) extended the results in Fujita et al. (2007) to the networked vision systems, where the following input to the model (8) was proposed.

$$u_{ei} = k_e e_{ei} + k_s \sum_{j \in \mathcal{N}_i} E_R(\bar{g}_i^{-1} \bar{g}_{i,j}), \ k_e > 0, \ k_s > 0 \quad (11)$$

with $\bar{g}_{i,j} := g_{ij} \bar{g}_j$. The input consists of both visual feedback term $k_e e_{ei}$ and mutual feedback term $k_s \sum_{j \in \mathcal{N}_i} E_R(\bar{g}_i^{-1} \bar{g}_{i,j})$ inspired by pose synchronization in

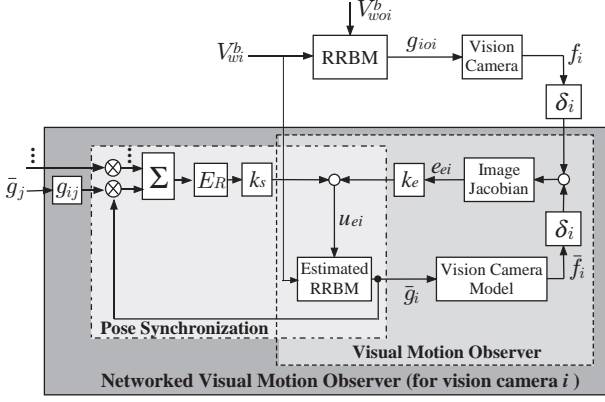


Fig. 4. Networked visual motion observer

Hatanaka et al. (2012). The resulting networked estimation mechanism (8), (10) and (11) is named *networked visual motion observer*. Then, the paper analyzed the averaging performance attained by the proposed mechanism.

3.2 Networked Visual Motion Observer under Imperfect Visibility

In the presence of the cameras not capturing the target, $i \in \mathcal{V}_f^-(t)$ cannot implement the visual feedback term $k_e e_{ei}$ in (11). We thus employ the following input instead of (11).

$$u_{ei} = \delta_i(t) k_e e_{ei} + k_s \sum_{j \in \mathcal{N}_i} E_R(\bar{g}_i^{-1} \bar{g}_{i,j}), \quad (12)$$

where $\delta_i(t) = 1$ if $i \in \mathcal{V}_f(t)$ and $\delta_i(t) = 0$ otherwise. The total estimation mechanism is formulated as (8), (10) and the inputs (12) whose block diagram with respect to camera i is illustrated in Fig. 4.

The input (12) for $i \in \mathcal{V}_f^-(t)$ is the gradient descent algorithm on $SE(3)$ of the local objective function $\sum_{j \in \mathcal{N}_i} \psi(\bar{g}_i^{-1} \bar{g}_{i,j})$ (Absil et al. (2008)), which means each camera in $\mathcal{V}_f^-(t)$ aims at leading its estimate \bar{g}_i to its neighbors' estimates $\{\bar{g}_{i,j}\}_{j \in \mathcal{N}_i}$. On the other hand, the input for $i \in \mathcal{V}_f(t)$ aims at leading \bar{g}_i to both of object pose g_{io_i} and neighbors' estimates. Meanwhile, the global objective is given by (5), which differs from the local objective functions. Thus, the closeness between the estimates and the global objective minimizer g_i^* is not clear.

In the next section, we thus clarify the averaging performance. Although it is conjectured from its structure and demonstrated through simulation (http://www.fl.ctrl.titech.ac.jp/researches/movie_new/sim/sw_coopest.wmv) that the present mechanism works for a moving object, we will derive a theoretical result under the assumption that the target object is static ($V_{wo_i}^b = 0$). The main reason to use this assumption is to assure time invariance of $\mathcal{V}_f(t)$. Indeed, in case of the time varying $\mathcal{V}_f(t)$, the global objective itself changes in time and it is necessary to find a metric evaluating the performance in order to conduct theoretical analysis, which is left as a future work of this paper.

4. AVERAGING PERFORMANCE

In this section, we derive ultimate estimation accuracy of the average g_i^* achieved by the presented mechanism assuming that the object is static ($V_{wo_i}^b = 0 \forall i \in \mathcal{V}_f$). Throughout this section, we use the following assumption.

Assumption 2.

- (i) The number of elements of \mathcal{V}_f is greater than or equal to 2 ($|\mathcal{V}_f| \geq 2$) and there exists a pair $(i, j) \in \mathcal{V}_f \times \mathcal{V}_f$ such that $p_{wo_i} \neq p_{wo_j}$ and $e^{\hat{\xi}\theta_{wo_i}} \neq e^{\hat{\xi}\theta_{wo_j}}$.
- (ii) $e^{-\hat{\xi}\theta_i^*} e^{\hat{\xi}\theta_{io_i}} > 0$ for all $i \in \mathcal{V}_f$.

The item (i) is assumed just to avoid a meaningless problem such that all the poses in $\{g_{wo_i}\}_{i \in \mathcal{V}_f}$ are equal under which it is straightforward to prove convergence of the estimates to the common pose by using the techniques presented by Hatanaka et al. (2012). The detailed discussions on validity of the assumption (ii) is shown in Hatanaka and Fujita (2012) but it is in general satisfied in the scenario of the beginning of Section 2.

4.1 Definition of Approximate Averaging

In this subsection, we introduce a notion of approximate averaging similarly to Hatanaka and Fujita (2012). For this purpose, we define parameters

$$\rho_p := \sum_{i \in \mathcal{V}_f} \|p_{io_i} - p_i^*\|^2, \quad \rho_R := \sum_{i \in \mathcal{V}_f} \phi(e^{-\hat{\xi}\theta_i^*} e^{\hat{\xi}\theta_{io_i}})$$

and the following sets for any positive parameter ε .

$$\Omega_p(\varepsilon) := \left\{ (\bar{p}_i)_{i \in \mathcal{V}} \mid \frac{1}{n} \sum_{i \in \mathcal{V}} \|\bar{p}_i - p_i^*\|^2 < \varepsilon \frac{1}{|\mathcal{V}_f|} \rho_p \right\}$$

$$\Omega_R(\varepsilon) := \left\{ (e^{\hat{\xi}\bar{\theta}_i})_{i \in \mathcal{V}} \mid \frac{1}{n} \sum_{i \in \mathcal{V}} \phi(e^{-\hat{\xi}\theta_i^*} e^{\hat{\xi}\bar{\theta}_i}) < \varepsilon \frac{1}{|\mathcal{V}_f|} \rho_R \right\}$$

Let us define ε -level averaging performance to be met by the estimates $\bar{g}_i = (\bar{p}_i, e^{\hat{\xi}\bar{\theta}_i})$.

Definition 3. Given target poses $(g_{io_i})_{i \in \mathcal{V}_f}$ and $\varepsilon > 0$, the position estimates $(\bar{p}_i)_{i \in \mathcal{V}}$ and orientation estimates $(e^{\hat{\xi}\bar{\theta}_i})_{i \in \mathcal{V}}$ are respectively said to achieve ε -level averaging performance, if there exists a finite T such that

$$(\bar{p}_i(t))_{i \in \mathcal{V}} \in \Omega_p(\varepsilon) \text{ and } (e^{\hat{\xi}\bar{\theta}_i(t)})_{i \in \mathcal{V}} \in \Omega_R(\varepsilon) \quad \forall t \geq T.$$

In case of $\mathcal{V}_f = \mathcal{V}$, ρ_p and ρ_R indicate average estimation accuracy in the absence of the mutual feedback term of u_{ei} in (12) since the visual motion observer correctly estimates the static object pose g_{io_i} . In the case, the parameter ε is an indicator of improvement of average estimation accuracy by inserting the mutual feedback term.

4.2 Averaging Performance Analysis

In this subsection, we state the main result of this paper. For this purpose, we first define a value

$$\phi_m := \max_{i \in \mathcal{V}_f} \phi(e^{-\hat{\xi}\theta_i^*} e^{\hat{\xi}\theta_{io_i}})$$

and a parameter $\zeta > 0$ strictly greater than ϕ_m . Then, we have the following lemma.

Lemma 4. Suppose that the targets are static ($V_{wo_i}^b = 0 \forall i \in \mathcal{V}_f$) and the estimates $(\bar{g}_i)_{i \in \mathcal{V}}$ are updated according to (8) and (12). Then, under Assumptions 1 and 2 and $e^{-\hat{\xi}\bar{\theta}_i} e^{\hat{\xi}\theta_i^*} > 0 \forall t \geq 0$, there exists a finite τ such that $\phi(e^{-\hat{\xi}\theta_i^*} e^{\hat{\xi}\bar{\theta}_i}) \leq \zeta \forall t \geq \tau, i \in \mathcal{V}$.

Proof. See Appendix A

The proof of Lemma 4 means that the set

$$\mathcal{S} = \{(e^{\hat{\xi}\bar{\theta}_i})_{i \in \mathcal{V}} | e^{-\hat{\xi}\bar{\theta}_i} e^{\hat{\xi}\theta_i^*} > 0 \forall i \in \mathcal{V}\}$$

is positively invariant for (8) with (12).

We are now ready to state the main result of this section.

Theorem 5. Suppose the targets are static ($V_{wo_i}^b = 0 \forall i \in \mathcal{V}_f$) and the estimates $(\bar{g}_i)_{i \in \mathcal{V}}$ are updated according to (8) and (12). Then, under Assumptions 1 and 2 and $\beta := 1 - \sqrt{2\zeta} > 0$, if the initial estimates satisfy $(e^{\hat{\xi}\bar{\theta}_i}(0))_{i \in \mathcal{V}} \in \mathcal{S}$, for any $\epsilon \in (0, 1)$, there exists a sufficiently small $k = k_e/k_s$ such that the position estimates $(\bar{p}_i)_{i \in \mathcal{V}}$ achieve ϵ -level averaging performance and the orientation estimates $(e^{\hat{\xi}\bar{\theta}_i})_{i \in \mathcal{V}}$ achieve ϵ_R -level averaging performance with $\epsilon_R = 1 - (1 - \epsilon)\beta$.

Proof. See Appendix B.

Theorem 5 says that choosing the gains k_e and k_s such that $k = k_e/k_s$ is sufficiently small leads to a good averaging performance. The conclusion is the same as Hatanaka et al. (2011); Hatanaka and Fujita (2012) and hence the contribution of the theorem is to prove the statement is also valid even in the presence of the cameras not viewing the target. We also see an essential difference between the position and orientation estimates that the averaging performance on positions can be arbitrarily improved by choosing a sufficiently small k but an offset associated with $\beta < 1$ occurs for the orientation estimates.

The energy function U_R in (B.1), which allows us to prove Theorem 5, is defined by the sum of individual error between the average and the estimate. The selection of this function is inspired by Chopra and Spong (2006).

5. VERIFICATION THROUGH SIMULATION

We finally demonstrate the effectiveness of the present algorithm through simulation. Here, we consider five pin-hole type cameras with focal length 0.03m connected by the communication graph with $\mathcal{E} = \{(1, 2), (1, 3), (1, 5), (2, 3), (3, 4), (4, 5)\}$. We identify the frame of camera 1 with the world frame and let $p_{w2} = [1 \ 0 \ 0]^T$, $p_{w3} = [0 \ 1 \ 0]^T$, $p_{w4} = [-1 \ 0 \ 0]^T$, $p_{w5} = [0 \ -1 \ 0]^T$ and $e^{\hat{\xi}\bar{\theta}_{wi}} = I_3, \forall i \in \{2, 3, 4, 5\}$. Let only cameras $i = 1, 2, 3$ (gray boxes in Fig. 5) capture the target, i.e. $\mathcal{V}_f = \{1, 2, 3\}$.

We set the configurations of target objects as $p_{wo1} = [0.55 \ 1.00 \ -1.91]^T$, $p_{wo2} = [0.30 \ 0.80 \ -1.84]^T$, $p_{wo3} = [0.56 \ 1.05 \ -2.00]^T$, $\xi_{\theta_{wo1}} = [0.30 \ 0.19 \ 0.21]^T$, $\xi_{\theta_{wo2}} = [0.21 \ 0.30 \ 0.19]^T$, $\xi_{\theta_{wo3}} = [0.29 \ 0.20 \ 0.31]^T$. The red boxes in Fig. 5 represent the initial configuration of target objects and yellow boxes represent the cameras $\mathcal{V}_f^- = \{4, 5\}$. Then, the average $g^* = (p^*, e^{\hat{\xi}\theta^*})$ is given by $p^* = [0.47 \ 0.95 \ -1.92]^T$, $\xi_{\theta^*} = [0.27 \ 0.23 \ 0.24]^T$.

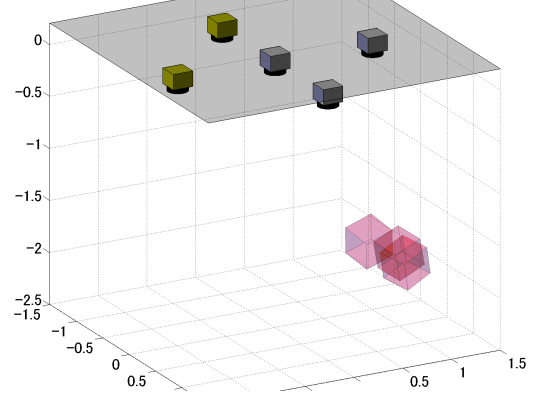


Fig. 5. Overview of simulation

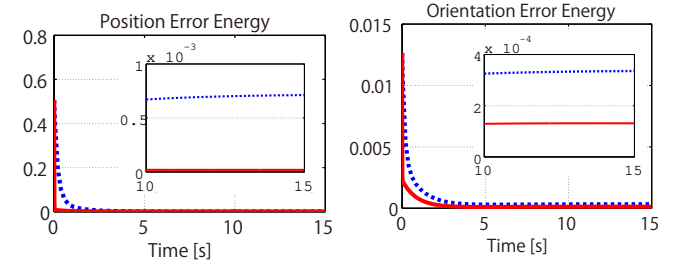


Fig. 6. Time responses of estimation error energies for $k_s = 1$ and $k_s = 50$

We run simulations with two different gains $k_e = 1$, $k_s = 1$ ($k = 1$) and $k_e = 1$, $k_s = 50$ ($k = 0.02$) from the initial condition $\bar{p}_i(0) = [0 \ 0 \ 1]^T$ and $e^{\hat{\xi}\bar{\theta}_i}(0) = I_3 \forall i$. Fig. 6 shows the time responses of the position estimation error energy

$$U_p = \frac{1}{2} \sum_{i \in \mathcal{V}} \|\bar{p}_i - p_i^*\|^2$$

and orientation estimation error energy U_R defined in (B.1), where the red solid curves illustrate the result for $k_s = 50$ and the blue dashed curves that for $k_s = 1$. We see from both figures that the energies for the larger mutual feedback gain $k_s = 50$ are smaller than those for $k_s = 1$, which implies that a large k_s and hence a small k achieves a good averaging performance as indicated by Theorem 5. Fig. 7 illustrates the time responses of the first element of orientation estimates $\bar{\xi} \sin(\bar{\theta}_{w,i})(e^{\hat{\xi}\bar{\theta}_{w,i}} = e^{\hat{\xi}\bar{\theta}_{wi}} e^{\hat{\xi}\bar{\theta}_i})$ of all cameras produced by the networked visual motion observer, where the red dash-dotted line represents the average. We also see from the figure that, while the estimate of camera 2 for $k_s = 1$ is far from the average, all the estimates for $k_s = 50$ approaches to it. However, we also confirm that an offset still occurs even in case of $k_s = 50$ as indicated in Theorem 5.

6. CONCLUSION

In this paper, we have investigated a vision-based cooperative estimation problem of a 3D target object pose for visual sensor networks. In particular, we have extended the networked visual motion observer presented by Hatanaka et al. (2011) so that it works even in the presence of cameras not viewing the target due to the limited view angles and obstructions. Then, we have analyzed the averaging

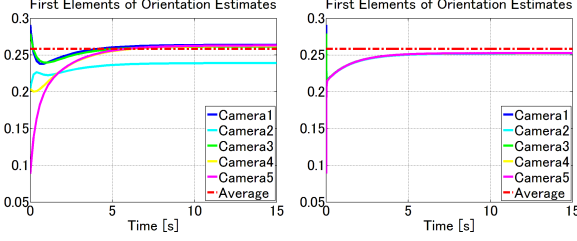


Fig. 7. Time responses of the first element of $\bar{\xi} \sin(\bar{\theta}_{w,i})$ $i \in 1, \dots, 5$ (Left: $k_s = 1$, Right $k_s = 50$)

performance attained by the present mechanism. Finally, we have demonstrated the effectiveness of the present algorithm through simulation.

REFERENCES

- B. Song, C. Ding, A. Kamal, J. A. Farrell and A. Roy-Chowdhury. Distributed Camera Networks: Integrated Sensing and Analysis for Wide Area Scene Understanding. *IEEE Signal Processing Magazine*, volume 28, No. 3, pages 20–31, 2011.
- R. Tron and R. Vidal. Distributed Computer Vision Algorithms. *IEEE Signal Processing Magazine*, volume 28, No. 3, pages 32–45, 2011.
- F. Chaumette and S. Hutchinson. Visual Servo Control, Part I: Basic Approaches. *IEEE Robotics and Automation Magazine*, volume 13, No. 4, pages 82–90, 2006.
- F. Chaumette and S. Hutchinson. Visual Servo Control, Part II: Advanced Approaches. *IEEE Robotics and Automation Magazine*, volume 14, No. 1, pages 109–118, 2007.
- Y. Ma, S. Soatto, J. Kosecka and S. S. Sastry. An Invitation to 3-D Vision: From Images to Geometric Models. *Springer-Verlag*, 2004.
- A. Aguiar and J. Hespánha. Robust Filtering for Deterministic Systems with Implicit Outputs. *Systems and Control Letters*, volume 58, No. 4, pages 263–270, 2009.
- A. P. Dani, Z. Kan, N. R. Fischer and W. E. Dixon. Structure of a Moving Object Using a Moving Camera: An Unknown Input Observer Approach. *Proc. of the 50th IEEE Conference on Decision and Control*, pages 5005–5010, 2011.
- M. Fujita, H. Kawai and M. W. Spong. Passivity-based Dynamic Visual Feedback Control for Three Dimensional Target Tracking: Stability and L2-gain Performance Analysis. *IEEE Trans. on Control Systems Technology*, volume 15, No. 1, pages 40–52, 2007.
- R. Olfati-Saber. Distributed Kalman Filtering for Sensor Networks. *Proc. of the 46th IEEE Conference on Decision and Control*, pages 5492–5498, 2007.
- R. A. Freeman, P. Yang, and K. M. Lynch. Stability and Convergence Properties of Dynamic Average Consensus Estimators. *Proc. of the 45th IEEE Conference on Decision and Control*, pages 398–403, 2006.
- R. Olfati-Saber, J. A. Fax and R. M. Murray. Consensus and Cooperation in Networked Multi-Agent Systems. *Proc. of the IEEE*, volume 95, No. 1, pages 215–233, 2007.
- A. Sarlette and R. Sepulchre. Consensus Optimization on Manifolds. *SIAM Journal on Control and Optimization*, volume 48, No. 1, pages 56–76, 2009.
- T. Hatanaka, K. Hirata and M. Fujita. Cooperative Estimation of 3D Target Object Motion via Networked Visual Motion Observers. *Proc. of the 50th IEEE Conference on Decision and Control*, pages 4979–4984, 2011.
- T. Hatanaka and M. Fujita. Cooperative Estimation of 3D Target Motion via Networked Visual Motion Observers. *IEEE Trans. on Automatic Control*, submitted, 2012 (Available at <http://arxiv.org/abs/1107.5108>).
- T. Hatanaka, Y. Igarashi, M. Fujita and M. W. Spong. Passivity-based Pose Synchronization in Three Dimensions. *IEEE Trans. on Automatic Control*, volume 57, No. 2, pages 360–375, 2012.
- R. Olfati-Saber, J. A. Fax and R. M. Murray. Consensus and Cooperation in Networked Multi-Agent Systems. *Proc. of the IEEE*, volume 95, No. 1, pages 215–233, 2007.
- M. Moakher. Means and Averaging in the Group of Rotations. *SIAM Journal on Matrix Analysis and Applications*, volume 24, No. 1, pages 1–16, 2002.
- P. A. Absil, R. Mahony and R. Sepulchre. *Optimization Algorithms on Matrix Manifolds*. Princeton Press, 2008.
- N. Chopra and M. W. Spong. Passivity-Based Control of Multi-Agent Systems. *Advances in Robot Control: From Everyday Physics to Human-Like Movements*, S. Kawamura and M. Svinin (eds.), pages 107–134, Springer, 2006.

Appendix A. PROOF OF LEMMA 4

In the proof, we use the following lemma.

Lemma 6. (Hatanaka et al. (2012)). For any matrices $R_1, R_2, R_3 \in SO(3)$, the inequality

$$\begin{aligned} \frac{1}{2} \text{tr}(R_1^T R_2 - R_1^T R_3 R_2^T R_3) &\geq \phi(R_1^T R_3) - \phi(R_1^T R_2) \\ &\quad + \lambda_{\min}(\text{sym}(R_1^T R_3)) \phi(R_3^T R_2) \end{aligned} \quad (\text{A.1})$$

holds, where $\text{sym}(M) := \frac{1}{2}(M + M^T)$ and $\lambda_{\min}(M)$ is the minimal eigenvalue of matrix M .

Extracting the time evolution of the orientation estimates from (8) with (12) and transforming their coordinates from Σ_i to Σ_w as $e^{\hat{\xi}\bar{\theta}_{w,i}} = e^{\hat{\xi}\theta_{wi}} e^{\hat{\xi}\bar{\theta}_i}$ yields

$$\dot{e}^{\hat{\xi}\bar{\theta}_{w,i}} = e^{\hat{\xi}\bar{\theta}_{w,i}} \hat{\omega}_{uei}, \quad (\text{A.2})$$

$$\begin{aligned} \omega_{uei} &= \delta_i k_e e_R(e^{-\hat{\xi}\bar{\theta}_{w,i}} e^{\hat{\xi}\theta_{woi}}) \\ &\quad + k_s \sum_{j \in \mathcal{N}_i} e_R(e^{-\hat{\xi}\bar{\theta}_{w,i}} e^{\hat{\xi}\bar{\theta}_{w,j}}), \end{aligned} \quad (\text{A.3})$$

which is independent of evolution of the position estimates.

Let us now consider the energy function

$$U := \phi(e^{-\hat{\xi}\theta_i^*} e^{\hat{\xi}\bar{\theta}_i}) = \phi(e^{-\hat{\xi}\theta^*} e^{\hat{\xi}\bar{\theta}_{w,i}}), \quad (\text{A.4})$$

similarly to Lemma 1 in Hatanaka and Fujita (2012), where $l(t) := \arg \max_{i \in \mathcal{V}} \phi(e^{-\hat{\xi}\theta_i^*} e^{\hat{\xi}\bar{\theta}_i}(t))$. The time derivative of U along with the trajectories of (A.2) with (A.3) is given as

$$\begin{aligned} \dot{U} &= 2e_R^T(e^{-\hat{\xi}\theta^*} e^{\hat{\xi}\bar{\theta}_{w,l}}) \omega_{uel} \\ &= -\text{tr}(\text{sk}(e^{-\hat{\xi}\theta^*} e^{\hat{\xi}\bar{\theta}_{w,l}}) \hat{\omega}_{uel}), \end{aligned} \quad (\text{A.5})$$

where we use the relation $a^T b = -\frac{1}{2} \text{tr}(\hat{a}\hat{b})$. Substituting (A.3) into (A.5) yields

$$\dot{U} = -\frac{1}{2} \text{tr} \left\{ \delta_{l(t)} k_e (e^{-\hat{\xi}\theta^*} e^{\hat{\xi}\theta_{w o l}} - e^{-\hat{\xi}\theta^*} e^{\hat{\xi}\theta_{w o l}} e^{-\hat{\xi}\bar{\theta}_{w,l}} e^{\hat{\xi}\theta_{w o l}}) \right. \\ \left. + k_s \sum_{j \in \mathcal{N}_l} (e^{-\hat{\xi}\theta^*} e^{\hat{\xi}\bar{\theta}_{w,j}} - e^{-\hat{\xi}\theta^*} e^{\hat{\xi}\bar{\theta}_{w,l}} e^{\hat{\xi}\bar{\theta}_{w,j}} e^{\hat{\xi}\bar{\theta}_{w,l}}) \right\}. \quad (\text{A.6})$$

From Lemma 6, (A.6) is rewritten as

$$\dot{U} \leq -\delta_{l(t)} k_e A_l - k_s B_l,$$

where

$$A_i := \phi(e^{-\hat{\xi}\theta^*} e^{\hat{\xi}\bar{\theta}_{w,i}}) - \phi(e^{-\hat{\xi}\theta^*} e^{\hat{\xi}\theta_{w o i}}) + \sigma_i \phi(e^{-\hat{\xi}\bar{\theta}_{w,i}} e^{\hat{\xi}\theta_{w o i}}), \\ \sigma_i := \lambda_{\min}(\text{sym}(e^{-\hat{\xi}\theta^*} e^{\hat{\xi}\bar{\theta}_{w,i}})), \\ B_i := \sum_{j \in \mathcal{N}_i} \left(\phi(e^{-\hat{\xi}\theta^*} e^{\hat{\xi}\bar{\theta}_{w,i}}) - \phi(e^{-\hat{\xi}\theta^*} e^{\hat{\xi}\bar{\theta}_{w,j}}) \right. \\ \left. + \sigma_i \phi(e^{-\hat{\xi}\bar{\theta}_{w,i}} e^{\hat{\xi}\bar{\theta}_{w,j}}) \right).$$

The inequality $\phi(e^{-\hat{\xi}\theta^*} e^{\hat{\xi}\bar{\theta}_{w,l}}) \geq \phi(e^{-\hat{\xi}\theta^*} e^{\hat{\xi}\bar{\theta}_{w,j}}) \forall j \in \mathcal{V}$ holds from the definition of the index l , and hence we obtain $B_l \geq \sum_{j \in \mathcal{N}_l} \sigma_l \phi(e^{-\hat{\xi}\bar{\theta}_{w,l}} e^{\hat{\xi}\bar{\theta}_{w,j}})$. Thus, the inequality

$$\dot{U} \leq -\left(\delta_{l(t)} k_e \phi(e^{-\hat{\xi}\theta^*} e^{\hat{\xi}\bar{\theta}_{w,l}}) - \delta_{l(t)} k_e \phi(e^{-\hat{\xi}\theta^*} e^{\hat{\xi}\theta_{w o l}}) \right. \\ \left. + \sigma_l (\delta_{l(t)} k_e \phi(e^{-\hat{\xi}\bar{\theta}_{w,l}} e^{\hat{\xi}\theta_{w o l}}) + k_s \sum_{j \in \mathcal{N}_l} \phi(e^{-\hat{\xi}\bar{\theta}_{w,l}} e^{\hat{\xi}\bar{\theta}_{w,j}})) \right)$$

is true. From Assumption 2, we have $\sigma_l > 0$ and hence

$$\dot{U} \leq -\delta_{l(t)} k_e (\phi(e^{-\hat{\xi}\theta^*} e^{\hat{\xi}\bar{\theta}_{w,l}}) - \phi(e^{-\hat{\xi}\theta^*} e^{\hat{\xi}\theta_{w o l}})). \quad (\text{A.7})$$

Suppose now that $l(t) \in \mathcal{V}_f$. Then, if $\phi(e^{-\hat{\xi}\theta^*} e^{\hat{\xi}\bar{\theta}_{w,l}}) > \zeta$, $\dot{U} < 0$ is true from the definition of ζ . On the other hand, in case of $l(t) \in \mathcal{V}_f^-$, we also have $\dot{U} \leq 0$. Namely, the function U never increases as long as an estimate $e^{\hat{\xi}\bar{\theta}_{w,i}}$ satisfies $\phi(e^{-\hat{\xi}\theta^*} e^{\hat{\xi}\bar{\theta}_{w,i}}) > \zeta$. This implies that once the estimates $(e^{\hat{\xi}\bar{\theta}_{w,i}})_{i \in \mathcal{V}}$ enter

$$\mathcal{S}_\zeta := \{(e^{\hat{\xi}\bar{\theta}_{w,i}})_{i \in \mathcal{V}} \mid \phi(e^{-\hat{\xi}\theta^*} e^{\hat{\xi}\bar{\theta}_{w,i}}) \leq \zeta \forall i \in \mathcal{V}\}$$

at a time, $(e^{\hat{\xi}\bar{\theta}_{w,i}})_{i \in \mathcal{V}}$ stays in the set \mathcal{S}_ζ for all subsequent time.

Let us now employ another energy function

$$V := \sum_{i \in \Lambda(t)} (\phi(e^{-\hat{\xi}\theta^*} e^{\hat{\xi}\bar{\theta}_{w,i}}) - \zeta), \quad (\text{A.8})$$

$$\Lambda(t) := \{i \in \mathcal{V} \mid \phi(e^{-\hat{\xi}\theta^*} e^{\hat{\xi}\bar{\theta}_{w,i}}) \geq \zeta\}. \quad (\text{A.9})$$

The function $V \geq 0$ is continuous but it may not be differentiable on the region where an estimate $e^{\hat{\xi}\bar{\theta}_{w,i}}$ satisfies $\phi(e^{-\hat{\xi}\theta^*} e^{\hat{\xi}\bar{\theta}_{w,i}}) = \zeta$. Except for the region, the time derivative of V along with the trajectories of (A.2) is given by

$$\dot{V} \leq -k_e \sum_{i \in \Lambda(t) \cap \mathcal{V}_f} A_i - k_s \sum_{i \in \Lambda(t)} B_i. \quad (\text{A.10})$$

We first consider

$$\sum_{i \in \Lambda(t)} \sum_{j \in \mathcal{N}_i} \left(\phi(e^{-\hat{\xi}\theta^*} e^{\hat{\xi}\bar{\theta}_{w,i}}) - \phi(e^{-\hat{\xi}\theta^*} e^{\hat{\xi}\bar{\theta}_{w,j}}) \right) \quad (\text{A.11})$$

in the second term of . In case of $j \notin \Lambda(t)$, we have

$$\phi(e^{-\hat{\xi}\theta^*} e^{\hat{\xi}\bar{\theta}_{w,i}}) - \phi(e^{-\hat{\xi}\theta^*} e^{\hat{\xi}\bar{\theta}_{w,j}}) > 0.$$

Otherwise ($j \in \Lambda(t)$), the term

$$\phi(e^{-\hat{\xi}\theta^*} e^{\hat{\xi}\bar{\theta}_{w,j}}) - \phi(e^{-\hat{\xi}\theta^*} e^{\hat{\xi}\bar{\theta}_{w,i}})$$

has to appear in (A.11) under Assumption 1 and they are canceled. Thus, the inequality

$$\sum_{i \in \Lambda(t)} \sum_{j \in \mathcal{N}_i} \phi(e^{-\hat{\xi}\theta^*} e^{\hat{\xi}\bar{\theta}_{w,i}}) - \phi(e^{-\hat{\xi}\theta^*} e^{\hat{\xi}\bar{\theta}_{w,j}}) \geq 0$$

holds and hence we obtain

$$\sum_{i \in \Lambda} B_i \geq \sum_{i \in \Lambda(t)} \sum_{j \in \mathcal{N}_i} \sigma_i \phi(e^{-\hat{\xi}\bar{\theta}_{w,i}} e^{\hat{\xi}\bar{\theta}_{w,j}}). \quad (\text{A.12})$$

Note that the equality of (A.12) can hold only if $\Lambda(t) = \mathcal{V}$ or $\Lambda(t) = \emptyset$ since, otherwise, there must be a pair of $(i, j) \in \mathcal{E}$ such that $j \notin \Lambda(t)$ and $i \in \Lambda(t)$ from Assumption 1.

Now, substituting (A.12) into (A.10) yields

$$\dot{V} \leq -k_e \sum_{i \in \Lambda(t) \cap \mathcal{V}_f} \left(\phi(e^{-\hat{\xi}\theta^*} e^{\hat{\xi}\bar{\theta}_{w,i}}) - \phi(e^{-\hat{\xi}\theta^*} e^{\hat{\xi}\theta_{w o i}}) \right. \\ \left. + \sigma_i \phi(e^{-\hat{\xi}\bar{\theta}_{w,i}} e^{\hat{\xi}\theta_{w o i}}) \right) - k_s \sum_{i \in \Lambda(t)} \sigma_i \sum_{j \in \mathcal{N}_i} \phi(e^{-\hat{\xi}\bar{\theta}_{w,i}} e^{\hat{\xi}\bar{\theta}_{w,j}}).$$

We see from the inequality and the definition of ζ that if there exists $i \in \Lambda(t) \cap \mathcal{V}_f$ then $\dot{V} < 0$. In addition, if $\Lambda(t) \cap \mathcal{V}_f = \emptyset$, then the inequality (A.12) strictly holds and hence $\dot{V} < 0$. Namely, the function V is strictly decreasing except for the region where an estimate $e^{\hat{\xi}\bar{\theta}_{w,i}}$ satisfies

$$\phi(e^{-\hat{\xi}\theta^*} e^{\hat{\xi}\bar{\theta}_{w,i}}) = \zeta. \quad (\text{A.13})$$

Since the function V is continuous despite of the event that an estimate goes across the region, the function V decreases and the estimates $(e^{\hat{\xi}\bar{\theta}_{w,i}})_{i \in \mathcal{V}}$ enters \mathcal{S}_ζ at least once as long as the time interval

$$T_b := \{t \geq 0 \mid \exists i \in \mathcal{V} \text{ satisfying (A.13)}\}$$

is bounded and the number of occurrences of the event (A.13) is finite. As proved above, if all the estimates enter \mathcal{S}_ζ once they have to stay there for all subsequent time.

Let us now define V' and $\Lambda'(t)$ by just replacing ζ by $\zeta' = \phi_m + (\zeta - \phi_m)/2$. Then, all the above discussions hold true. Notice that every time an estimate goes across the region of (A.13), the estimate has to spend nonzero finite time in the region where $\phi(e^{-\hat{\xi}\theta^*} e^{\hat{\xi}\bar{\theta}_{w,i}}) \in (\zeta', \zeta)$ from continuity of $e^{\hat{\xi}\bar{\theta}_{w,i}}$ and $\|\omega_{uei}\| < \infty$. During the period, the function V' is strictly decreasing. Namely, if the event happens infinitely often, $V' \rightarrow -\infty$, which contradicts $V' \geq 0$. The possibility that T_b is unbounded is also excluded in the same way. This completes the proof.

Appendix B. PROOF OF THEOREM 5

In this paper, we prove only the orientation part since it is possible to prove the position part in the same way. The evolution of orientation estimates $(e^{\hat{\xi}\bar{\theta}_{w,i}})_{i \in \mathcal{V}}$ is described by (A.2) with (A.3).

We first define the energy function

$$U_R := \sum_{i \in \mathcal{V}} \phi(e^{-\hat{\xi}\theta^*} e^{\hat{\xi}\bar{\theta}_i}) = \sum_{i \in \mathcal{V}} \phi(e^{-\hat{\xi}\theta^*} e^{\hat{\xi}\bar{\theta}_{w,i}}) \quad (\text{B.1})$$

and the sets

$$\mathcal{S}_1(\varepsilon) := \left\{ (e^{\hat{\xi}\bar{\theta}_{w,i}})_{i \in \mathcal{V}} \in \mathcal{S} \mid \sum_{i \in \mathcal{V}_f} \phi(e^{-\hat{\xi}\theta^*} e^{\hat{\xi}\bar{\theta}_{w,i}}) > \varepsilon \rho_R \right\},$$

$$\mathcal{S}_2 := \left\{ (e^{\hat{\xi}\bar{\theta}_{w,i}})_{i \in \mathcal{V}} \in \mathcal{S} \mid \sum_{i \in \mathcal{V}} \sum_{j \in \mathcal{N}_i} \phi(e^{-\hat{\xi}\bar{\theta}_{w,i}} e^{\hat{\xi}\bar{\theta}_{w,j}}) > \frac{k\rho_R}{\beta} \right\}.$$

Then, we first prove the following lemma.

Lemma 7. Suppose that all the assumptions of Theorem 5 hold. Then, there exists a sufficiently small k such that the time derivative of U_R along with the trajectories of (A.2) and (A.3) satisfies $\dot{U}_R < 0$ at least after the time τ in the region where $(e^{\hat{\xi}\bar{\theta}_{w,i}})_{i \in \mathcal{V}} \in (\mathcal{S}_1(\varepsilon'_R) \cup \mathcal{S}_2)$ with

$$\varepsilon'_R := 1 - (1 - \epsilon)(\sqrt{\beta} - \sqrt{kW})^2.$$

Proof. The time derivative of U_R along the trajectories of (A.2) and (A.3) is given by

$$\begin{aligned} \dot{U}_R &= 2 \sum_{i \in \mathcal{V}} e_R^T (e^{-\hat{\xi}\theta^*} e^{\hat{\xi}\bar{\theta}_{w,i}}) \omega_{uei} \\ &= -\text{tr} \left(\text{sk}(e^{-\hat{\xi}\theta^*} e^{\hat{\xi}\bar{\theta}_{w,i}}) \hat{\omega}_{uei} \right). \end{aligned} \quad (\text{B.2})$$

Substituting (A.3) into (B.2) yields

$$\dot{U}_R = -k_e \sum_{i \in \mathcal{V}_f} \text{tr}(\Phi_1) - k_s \sum_{i \in \mathcal{V}} \text{tr}(\Phi_2), \quad (\text{B.3})$$

$$\Phi_1 = \frac{1}{2} \left(e^{-\hat{\xi}\theta^*} e^{\hat{\xi}\bar{\theta}_{w,i}} - e^{-\hat{\xi}\theta^*} e^{\hat{\xi}\bar{\theta}_{w,i}} e^{-\hat{\xi}\theta_{woi}} e^{\hat{\xi}\bar{\theta}_{w,i}} \right),$$

$$\Phi_2 = \frac{1}{2} \sum_{j \in \mathcal{N}_i} \left(e^{-\hat{\xi}\theta^*} e^{\hat{\xi}\bar{\theta}_{w,j}} - e^{-\hat{\xi}\theta^*} e^{\hat{\xi}\bar{\theta}_{w,i}} e^{-\hat{\xi}\bar{\theta}_{w,j}} e^{\hat{\xi}\bar{\theta}_{w,i}} \right).$$

We first consider the term $\sum_{i \in \mathcal{V}} \text{tr}(\Phi_2)$. From Lemma 6, the following inequality holds.

$$\begin{aligned} \sum_{i \in \mathcal{V}} \text{tr}(\Phi_2) &\geq \sum_{i \in \mathcal{V}} \sum_{j \in \mathcal{N}_i} \left\{ \phi(e^{-\hat{\xi}\theta^*} e^{\hat{\xi}\bar{\theta}_{w,i}}) \right. \\ &\quad \left. - \phi(e^{-\hat{\xi}\theta^*} e^{\hat{\xi}\bar{\theta}_{w,j}}) + \sigma_i \phi(e^{-\hat{\xi}\bar{\theta}_{w,i}} e^{\hat{\xi}\bar{\theta}_{w,j}}) \right\}. \end{aligned} \quad (\text{B.4})$$

Assumption 1 implies that

$$\sum_{i \in \mathcal{V}} \sum_{j \in \mathcal{N}_i} \phi(e^{-\hat{\xi}\theta^*} e^{\hat{\xi}\bar{\theta}_{w,i}}) - \phi(e^{-\hat{\xi}\theta^*} e^{\hat{\xi}\bar{\theta}_{w,j}}) = 0$$

(Hatanaka et al. (2012)). From Lemma 4, (B.4) is rewritten as

$$\sum_{i \in \mathcal{V}} \text{tr}(\Phi_2) \geq \sum_{i \in \mathcal{V}} \sum_{j \in \mathcal{N}_i} \beta \phi(e^{-\hat{\xi}\bar{\theta}_{w,i}} e^{\hat{\xi}\bar{\theta}_{w,j}}) \quad (\text{B.5})$$

at least after time τ similarly to Hatanaka and Fujita (2012).

We next consider the term $\sum_{i \in \mathcal{V}_f} \text{tr}(\Phi_1)$ in (B.3). In the same way as Hatanaka and Fujita (2012), we can prove

$$\begin{aligned} \sum_{i \in \mathcal{V}_f} \text{tr}(\Phi_1) &\geq \sum_{i \in \mathcal{V}_f} \left\{ \phi(e^{-\hat{\xi}\theta^*} e^{\hat{\xi}\bar{\theta}_{w,i}}) - \phi(e^{-\hat{\xi}\theta^*} e^{\hat{\xi}\theta_{woi}}) \right. \\ &\quad \left. + \beta \phi(e^{-\hat{\xi}\bar{\theta}_{w,i}} e^{\hat{\xi}\theta_{woi}}) \right\}. \\ &= -\rho_R + \sum_{i \in \mathcal{V}_f} \left\{ \phi(e^{-\hat{\xi}\theta^*} e^{\hat{\xi}\bar{\theta}_{w,i}}) + \beta \phi(e^{-\hat{\xi}\bar{\theta}_{w,i}} e^{\hat{\xi}\theta_{woi}}) \right\} \end{aligned} \quad (\text{B.6})$$

at least after time τ . Substituting (B.6) and (B.5) into (B.3) yields

$$\begin{aligned} \dot{U}_R &\leq -k_e \sum_{i \in \mathcal{V}_f} \left\{ \phi(e^{-\hat{\xi}\theta^*} e^{\hat{\xi}\bar{\theta}_{w,i}}) + \beta \phi(e^{-\hat{\xi}\bar{\theta}_{w,i}} e^{\hat{\xi}\theta_{woi}}) \right\} \\ &\quad + k_e \rho_R - k_s \sum_{i \in \mathcal{V}} \sum_{j \in \mathcal{N}_i} \beta \phi(e^{-\hat{\xi}\bar{\theta}_{w,i}} e^{\hat{\xi}\bar{\theta}_{w,j}}). \end{aligned} \quad (\text{B.7})$$

From (B.7), $\beta > 0$ and the definitions of the sets $\mathcal{S}_1(\varepsilon)$ and \mathcal{S}_2 , we have $\dot{U}_R < 0$ in the region $\mathcal{S}_1(1) \cup \mathcal{S}_2$. Namely, the remaining task is to prove $\dot{U}_R < 0$ in the region of $\mathcal{S}_1(\varepsilon'_R) \setminus \mathcal{S}_2$.

Equation (B.7) is also rewritten as

$$\begin{aligned} U_R &\leq k_e \rho_R + \sum_{i \in \mathcal{V}_f} k_e \left(-\phi(e^{-\hat{\xi}\theta^*} e^{\hat{\xi}\bar{\theta}_{w,i}}) \right. \\ &\quad \left. - \beta(1 - \epsilon) \phi(e^{-\hat{\xi}\bar{\theta}_{w,i}} e^{\hat{\xi}\theta_{woi}}) \right) - a_R, \end{aligned} \quad (\text{B.8})$$

$$\begin{aligned} a_R &:= \beta \left(\sum_{i \in \mathcal{V}_f} k_e \epsilon \phi(e^{-\hat{\xi}\bar{\theta}_{w,i}} e^{\hat{\xi}\theta_{woi}}) \right. \\ &\quad \left. + \sum_{i \in \mathcal{V}} \sum_{j \in \mathcal{N}_i} k_s \phi(e^{-\hat{\xi}\bar{\theta}_{w,i}} e^{\hat{\xi}\bar{\theta}_{w,j}}) \right), \end{aligned} \quad (\text{B.9})$$

where a_R is strictly positive under Assumption 2. Now, for any $a \in (0, 1)$ and $j^* \in \mathcal{V}$, we have

$$\begin{aligned} \phi(e^{-\hat{\xi}\bar{\theta}_{w,i}} e^{\hat{\xi}\theta_{woi}}) &\geq a \phi(e^{-\hat{\xi}\bar{\theta}_{w,j^*}} e^{\hat{\xi}\theta_{woi}}) \\ &\quad - \frac{a}{1-a} \phi(e^{-\hat{\xi}\bar{\theta}_{w,j^*}} e^{\hat{\xi}\bar{\theta}_{w,i}}). \end{aligned} \quad (\text{B.10})$$

Let j^* be a node satisfying $j^* = \arg \min_{i_0} D(i_0)$ and $G_T^* = (\mathcal{V}_{\mathcal{E}_T^*}, \tilde{\mathcal{T}}(j^*))$ be the graph satisfying $G_T^* = \arg \min_{G_T \in \mathcal{T}(j^*)} \tilde{D}(G_T)$. Then, we obtain

$$\begin{aligned} \phi(e^{-\hat{\xi}\bar{\theta}_{w,j^*}} e^{\hat{\xi}\bar{\theta}_{w,i}}) &\leq \\ d_{G_T^*}(i) &\sum_{l \in \{0, \dots, d_{G_T^*}(i)-1\}} \phi(e^{-\hat{\xi}\bar{\theta}_{w,v_l(i)}} e^{\hat{\xi}\bar{\theta}_{w,v_{l+1}(i)}}), \end{aligned}$$

where $(v_0(i), \dots, v_{d_{G_T^*}(i)-1}(i))$ is the path from root j^* to node i along the tree G_T^* . Namely,

$$\begin{aligned} \sum_{i \in \mathcal{V}_f} \phi(e^{-\hat{\xi}\bar{\theta}_{w,j^*}} e^{\hat{\xi}\bar{\theta}_{w,i}}) &\leq \\ \sum_{i \in \mathcal{V}_f} d_{G_T^*}(i) &\sum_{l \in \{0, \dots, d_{G_T^*}(i)-1\}} \phi(e^{-\hat{\xi}\bar{\theta}_{w,v_l(i)}} e^{\hat{\xi}\bar{\theta}_{w,v_{l+1}(i)}}) \end{aligned}$$

holds. For any edge $E = (v^1, v^2)$ of G_T^* , the coefficient of $\phi(e^{-\hat{\xi}\bar{\theta}_{w,v^1}} e^{\hat{\xi}\bar{\theta}_{w,v^2}})$ in the right hand side of (B.11) is given by $\sum_{i \in \mathcal{V}_f} \Delta_{G_T^*}(E; i) d_{G_T^*}(i)$, which is upper-bounded by $\tilde{D}(G_T^*) = W$. We thus have

$$\begin{aligned} \sum_{i \in \mathcal{V}_f} \phi(e^{-\hat{\xi}\bar{\theta}_{w,j^*}} e^{\hat{\xi}\bar{\theta}_{w,i}}) &\leq W \sum_{E=(v^1, v^2) \in \mathcal{E}_T} \phi(e^{-\hat{\xi}\bar{\theta}_{w,v^1}} e^{\hat{\xi}\bar{\theta}_{w,v^2}}) \\ &\leq W \sum_{i \in \mathcal{V}} \sum_{j \in \mathcal{N}_i} \phi(e^{-\hat{\xi}\bar{\theta}_{w,i}} e^{\hat{\xi}\bar{\theta}_{w,j}}). \end{aligned} \quad (\text{B.11})$$

The latter inequality of (B.11) holds because G_T^* is a subgraph of G .

Suppose that $(e^{\hat{\xi}\bar{\theta}_{w,i}})_{i \in \mathcal{V}} \in \mathcal{S}_1(\varepsilon'_R) \setminus \mathcal{S}_2$. Then, the inclusion $(e^{\hat{\xi}\bar{\theta}_{w,i}})_{i \in \mathcal{V}} \notin \mathcal{S}_2$ holds and hence

$$\sum_{i \in \mathcal{V}} \sum_{j \in \mathcal{N}_i} \phi(e^{-\hat{\xi}\bar{\theta}_{w,i}} e^{\hat{\xi}\bar{\theta}_{w,j}}) \leq \frac{k\rho_R}{\beta}. \quad (\text{B.12})$$

From the definition of average $e^{\hat{\xi}\theta^*}$, we also have

$$\sum_{i \in \mathcal{V}_f} \phi(e^{-\hat{\xi}\bar{\theta}_{w,j^*}} e^{\hat{\xi}\bar{\theta}_{w,i}}) \geq \rho_R. \quad (\text{B.13})$$

Substituting (B.10), (B.11), (B.12) and (B.13) into (B.8) yields

$$\begin{aligned} \dot{U}_R &\leq -k_e \sum_{i \in \mathcal{V}_f} \phi(e^{-\hat{\xi}\theta^*} e^{\hat{\xi}\bar{\theta}_{w,i}}) \\ &\quad + k_e \left(1 - (1 - \epsilon)(a\beta - \frac{kWa}{1-a})\right) \rho_R - a_R. \end{aligned} \quad (\text{B.14})$$

Since (B.14) holds for all $a \in (0, 1)$, if we set $a = 1 - \sqrt{kW/\beta}$ for a sufficiently small k satisfying $1 - \sqrt{kW/\beta} \in (0, 1)$, we obtain

$$\dot{U}_R \leq -k_e \sum_{i \in \mathcal{V}_f} \phi(e^{-\hat{\xi}\theta^*} e^{\hat{\xi}\bar{\theta}_{w,i}}) + k_e \varepsilon'_R \rho_R - a_R.$$

Moreover, because of $(e^{\hat{\xi}\bar{\theta}_{w,i}})_{i \in \mathcal{V}} \in \mathcal{S}_1(\varepsilon'_R)$,

$$\dot{U}_R \leq -a_R < 0$$

holds true. This completes the proof. \square

We are now ready to prove Theorem 5. We immediately see from Lemma 7 that the trajectories of orientation estimates $(e^{\hat{\xi}\bar{\theta}_{w,i}})_{i \in \mathcal{V}}$ along with (A.3) settle into the set $\Omega_R(\varepsilon)$ with ε satisfying

$$\mathcal{S}_3(\varepsilon'_R) := \mathcal{S} \setminus (\mathcal{S}_1(\varepsilon'_R) \cup \mathcal{S}_2) \subseteq \Omega_R(\varepsilon). \quad (\text{B.15})$$

Let us next derive an upper-bound of the minimal ε satisfying (B.15). For this purpose, we consider

$$\max_{(e^{\hat{\xi}\bar{\theta}_{w,i}})_{i \in \mathcal{V}}} \frac{1}{n} \sum_{i \in \mathcal{V}} \phi(e^{-\hat{\xi}\theta^*} e^{\hat{\xi}\bar{\theta}_{w,i}}) \quad (\text{B.16})$$

$$\text{subject to } \sum_{i \in \mathcal{V}_f} \phi(e^{-\hat{\xi}\theta^*} e^{\hat{\xi}\bar{\theta}_{w,i}}) \leq \varepsilon'_R \rho_R, \quad (\text{B.17})$$

$$\sum_{i \in \mathcal{V}} \sum_{j \in \mathcal{N}_i} \phi(e^{-\hat{\xi}\bar{\theta}_{w,i}} e^{\hat{\xi}\bar{\theta}_{w,j}}) \leq \frac{k\rho_R}{\beta}. \quad (\text{B.18})$$

To compute an upper bound of the optimal value, we relax the constraints (B.18) as

$$\phi(e^{-\hat{\xi}\bar{\theta}_{w,i}} e^{\hat{\xi}\bar{\theta}_{w,j}}) \leq \frac{k\varepsilon'_R \rho_R}{2\beta} \quad \forall j \in \mathcal{N}_i. \quad (\text{B.19})$$

Any two nodes are connected by a path over graph G whose length is smaller than the diameter of the graph G denoted by $\text{diam}(G)$. Thus, (B.19) implies that

$$\phi(e^{-\hat{\xi}\bar{\theta}_{w,i}} e^{\hat{\xi}\bar{\theta}_{w,j}}) \leq \alpha_R := \frac{k\rho_R \text{diam}(G)}{2\beta} \quad \forall i, j \in \mathcal{V}. \quad (\text{B.20})$$

Note that $\lim_{k \rightarrow 0} \alpha_R = 0$. If we define $R_i = I_3 - e^{-\hat{\xi}\theta^*} e^{\hat{\xi}\bar{\theta}_{w,i}}$, the problem (B.16), (B.17), (B.20) is rewritten as

$$\max_{(R_i)_{i \in \mathcal{V}}} \frac{1}{2n} \sum_{i \in \mathcal{V}} \|R_i\|_F^2 \quad (\text{B.21})$$

$$\text{subject to } \frac{1}{2} \sum_{i \in \mathcal{V}_f} \|R_i\|_F^2 \leq \varepsilon'_R \rho_R, \quad (\text{B.22})$$

$$\frac{1}{2} \|R_i - R_j\|_F^2 \leq \alpha_R \quad \forall i, j \in \mathcal{V}. \quad (\text{B.23})$$

For any $i \in \mathcal{V}$ and $j \in \mathcal{V}_f$, (B.23) implies that

$$\|R_i\|_F \leq \|R_i - R_j\|_F + \|R_j\|_F \leq \sqrt{2\alpha_R} + \|R_j\|_F.$$

Now, it is clear that the optimal solution to (B.21) has to satisfy $\|R_i\|_F \neq 0 \quad \forall i \in \mathcal{V}$ and there exists a sufficiently small k such that $\|R_i\|_F - \sqrt{2\alpha_R} > 0$. We thus obtain

$$\frac{1}{2} |\mathcal{V}_f| (\|R_i\|_F - \sqrt{2\alpha_R})^2 \leq \frac{1}{2} \sum_{j \in \mathcal{V}_f} \|R_j\|_F^2 \leq \varepsilon'_R \rho_R$$

from (B.22) and hence

$$\|R_i\|_F \leq \sqrt{2}(\sqrt{\alpha_R} + \sqrt{\varepsilon'_R \rho_R / |\mathcal{V}_f|}).$$

Namely, the optimal value of (B.21) is upper bounded by $(\sqrt{\alpha_R} + \sqrt{\varepsilon'_R \rho_R / |\mathcal{V}_f|})^2$ and hence ε is also bounded by $(\sqrt{\alpha_R} |\mathcal{V}_f| / \rho_R + \sqrt{\varepsilon'_R})^2$. Since $\lim_{k \rightarrow 0} \alpha_R = 0$ and $\lim_{k \rightarrow 0} \varepsilon'_R = \varepsilon_R$,

$$\lim_{k \rightarrow 0} (\sqrt{\alpha_R} |\mathcal{V}_f| / \rho_R + \sqrt{\varepsilon'_R})^2 = \varepsilon_R$$

holds. This completes the proof.