

# Multi-Output Recommender: Items, Groups and Friends, and Their Mutual Contributing Effects

Wei Zeng<sup>a,b</sup> and Li Chen<sup>a</sup>

<sup>a</sup>Department of Computer Science

Hong Kong Baptist University, Hong Kong

<sup>b</sup>School of Computer Science and Engineering

University of Electronic Science and Technology, China

zwei504@gmail.com, lichen@comp.hkbu.edu.hk

## ABSTRACT

Up to now, more and more online sites have started to allow their users to build the social relationships. Take the Last.fm for example, users could not only add each other as friends, but also join interest groups that include people with common tastes. Therefore, in this environment, users might be interested in not only receiving item recommendations, but also getting suggestion of friends whom they might put in the contact list, and recommendation of interest groups that they could consider to join. To support such needs, in this paper, we propose a generalized framework that provides three different types of recommendation in a single system: recommending items, recommending groups and recommending friends. For each type of recommendation, we in depth investigate the respective roles of other two information resources (e.g., user-item preferences and friendship for recommending groups), along with their combined effect. The experiment reveals the ideal fusion mechanism for the multi-output recommendation, and validates the benefit of factorization model for fusing bipartite data (such as membership and user-item preferences) and the impact of regularization model on incorporating one mode data (such as friendship). Moreover, the positive effect of integrating similarity measure into the regularization model is identified via the experiment.

## Categories and Subject Descriptors

H.3.3 [Information Storage and Retrieval]: Information Retrieval and Search—*Information Filtering*

## General Terms

Algorithms, Experimentation

## Keywords

Item recommendation, group recommendation, friend recommendation, factorization, regularization, social relations

## 1. INTRODUCTION

With the rapid growth of the internet and overwhelming amount of information and choices that people are confronted with, recommender systems have been widely developed to effectively support users' decision-making process in the online environment. In particular, given users are now commonly retained in a multi-resource environment, they do not seek for only one kind of recommendation any more. For example, in Last.fm which is a popular music sharing

and recommending site, people might be interested in not only receiving music recommendations, but also getting suggestion of friends so they may put them in the contact list, and suggestion of interest groups that they could consider to join in. Previously, we have investigated how friendship and membership can be beneficially fused into the process of generating item recommendations [?]. In this paper, we have further extended prior work and aimed at providing a generalized framework for producing multi-output recommendation in a single system: items, friends and groups. That is, not only friendship and membership are exploited to enhance *item recommendation*, but also users' existing item preferences plus friendship are applied to benefit the *group recommendation*, and the item preferences plus membership are incorporated into the process of generating *friend recommendation*. Ideally, under the matrix factorization framework, we have compared various fusion approaches and in-depth explored how the three types of data could be mutually contributing to each other. More specifically, our current work emphasizes the following three types of recommendation via investigating their triangle relationship (Figure 1).

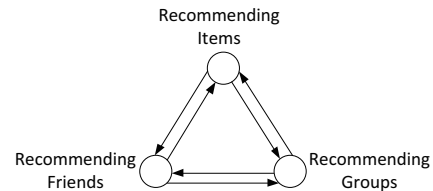


Figure 1: Triangle relationship among item, friend and group recommendations.

**Recommending items.** This is the primary objective of traditional recommender systems, i.e., to recommend a set of top-N items (e.g., music, book, movie) that users might be interested in. Considering that there are few works of combining membership with friendship to make item recommendation, we have previously studied their combined role and identified the distinguishable effect especially on addressing the rating sparsity problem [?]. Relative to our prior work, in this paper, we additionally incorporate the similarity measure between users based on their common friends, items or groups, with the goal of further augmenting the item recommendation accuracy. In particular, our experimental results indicate that taking into account of the similarity can provide better item recommendation and the user-user similarity based on common groups acts more effective than other similarity methods.

**Recommending groups.** Besides recommending items, it is also interesting to recommend to the active user a list of communities (e.g., “interest groups”) that s/he may be interested in joining. Membership actually involves two types of entities: users and groups, which reflect users’ participation in groups given their common tastes. To the best of our knowledge, few works have explored the fusion effect from item preference and friendship on enhancing the group recommendation. Thus, to compensate for their limitation, we particularly investigated their respective impacts plus the combination of these additional resources. The experimental results reveal the superior performance from fusing friends via the similarity-enhanced regularization mechanism, and the effect of the collective factorization model for fusing item preferences. More notably, the item preferences are found more effective than friends in terms of producing accurate community recommendation, and their combination enables even higher accuracy.

**Recommending friends.** The third issue that we have attempted to solve is to enhance friend recommendation by incorporating item preferences and membership data. As a matter of fact, recently, there are increasing efforts devoted to generating the friend recommendation due to the increasing popularity of social networking [?, ?]. However, few works have measured the performance when other information resources (like user-item preferences and membership) are incorporated. Moreover, the related works have been mainly done with graph-based methods (like random walk) which are nevertheless with high time complexity. Because matrix factorization (MF) has the inherent advantage of reducing the algorithm’s cost and advancing the accuracy, we have particularly proposed the recommendation methods under MF and measured the performance of various fusion approaches. It is found through experiment that both user-item preference data and user-group membership can help increase the friend recommendation accuracy, and the latter resource is shown more effective for this objective.

In the following, we first introduce related work and then in detail describe the proposed fusion methods. In the experiment part, we present the results of comparing different methods, and discuss the impact of fusing other resources on increasing the accuracy of the three types of recommendation (i.e., item, group, friend), respectively. At the end, we conclude our work.

## 2. RELATED WORK

The works most relevant to ours can be classified into three branches: *item recommendation*, *group recommendation* and *friend recommendation*, but to our knowledge, few have combined them together in a generalized framework. In the following, we introduce the state-of-the-art of each branch.

For the item recommendation, because traditional user-based or item-based Collaborative Filtering (CF) algorithms suffer from sparsity and imbalance of rating data, researchers have started to incorporate other kinds of data resources, such as user-user trust network [?, ?]. However, given the difficulty of obtaining actual trust relations in the real online environment, some researchers have attempted to utilize friendship [?]. For instance, Konstantas et al. adopted Random Walk with Restart to model the friendship and social annotation (tagging) in a music track recommendation system [?]. In [?], a friendship based interest propaga-

tion (FIP) framework was proposed which devised a factor-based random walk model to recommend both online services and friends to users. In [?], authors proposed a generalized stochastic block model (GSBM) based on membership stochastic block model which models not only the social relations but also the rating behavior. Both the ratings of items and the friendship can be predicted by the GSBM. In [?], a matrix factorization framework that incorporated the social network information via regularization was developed. Given that little attention has been paid to study the role of membership data in augmenting the item recommendation, we have recently proposed to utilize membership, as another auxiliary information, to boost the accuracy [?].

Regarding group recommendation (or called affiliation or community recommendation), there are relatively fewer works. In [?], two models were explored, namely the Graph Proximity Model (GPM) and the Latent Factors Model (LFM), to generate community recommendations to users by taking into account of their friendship and affiliation networks. Their results indicated that GPM turns out to be more effective and efficient. In [?], authors investigated two approaches for personalized community recommendation: the first adopted the Association Rule Mining technique (ARM) to discover associations between sets of communities that are shared across many users; the second was based on Latent Dirichlet Allocation (LDA) to model user-community co-occurrences using latent aspects. The experiment on Orkut data indicated that LDA consistently outperforms ARM when recommending 4 or more communities, while ARM is slightly better when recommending up to 3 communities. However, these works did not in depth explore the value of other resources, especially user-item preferences, for enhancing the group recommendation accuracy.

Compared to item and community recommendation, friend recommendation is a more challenging issue because there might be various reasons for two persons to become friend. In [?], authors found that algorithms based on social network information can reveal more known contacts for users, while algorithms that considered the similarity of user-created content were more useful in discovering new friends. Guy et al. proposed the “Do You Know?” (DYK) widget, by which people recommendations were generated on an aggregated social network that contains various resources across the organization [?]. Their evaluation showed that people recommendation can be highly effective in increasing the number of connections. In [?], a so called FriendTNS algorithm was proposed, that recommends new friends to registered users based on both local and global graph features.

From surveying related literatures, we found that few researches essentially investigated the feasibility of a multi-output recommender and considered multiple types of info resources for benefiting each other. For instance, to produce community recommendation, users’ preferences over items could potentially be a strong indicator of their common tastes. We have hence be motivated to in-depth study the triangle relationship among items, groups and friends. Moreover, we have investigated how to optimally fuse these data via the matrix factorization technique.

## 3. MULTI-OUTPUT RECOMMENDER

Given a system like Last.fm, there are three types of data available, which are: 1) user-item interaction data (e.g., implicit binary data in Last.fm where 1 means users clicked

Table 1: Notations in this paper

Notation	Description
$m, n, l$	the numbers of users, items and groups respectively
$k$	the dimension of the factor vector
$X, Y, Z$	the user-factor, item-factor and group-factor matrix respectively
$x_u, y_i, z_g$	the user $u$ , item $i$ and group $g$ factor vector respectively
$p_{ui}, p_{ug}^*, p'_{uf}$	user $u$ 's preference on item $i$ , group $g$ and user $f$ respectively
$p(u), p^*(u), p'(u)$	the vector that contains $u$ 's the preference on all items, all groups and all friends respectively
$c_{ui}, c_{ug}^*, c'_{uf}$	the confidence level indicating how much a user likes an item, a group and a friend respectively
$C^u, C^{*u}, C'^u$	$C^u$ denotes the $n \times n$ diagonal matrix and $C_{ii}^u = c_{ui}$ ; $C^{*u}$ denotes the $l \times l$ diagonal matrix and $C_{gg}^{*u} = c_{ug}^*$ ; $C'^u$ denotes the $m \times m$ diagonal matrix and $C'_{ff} = c'_{uf}$
$F(u)$	the friend set of user $u$
$\lambda_f$	the coefficient of the regularization
$\alpha, \beta$	the coefficients for the collective matrix factorization

the item, and 0 otherwise), 2) the user-user friendship, and 3) the user-group membership. Both the user-item preferences and the user-group membership are *bipartite*, because there are two types of entities involved in each relationship. The user-user friendship is *one mode* since only one type of entity (i.e., the user) exists.

For the one mode data, most related works leverage regularization model in order to minimize the gap between two entities of the same type [?, ?, ?]. For the bipartite data, motivated from our prior work [?], we argue that the factorization model is more suitable, because it could effectively factorize user-item (or user-group) relations into two components and obtain a user's latent factor model and an item's (or a group's) latent factor model. Previously, we discussed the limitation if bipartite data were handled in the manner of regularization. We also experimentally proved that when fusing membership into the generation of item recommendation, the collective matrix factorization approach was more effective than the regularization, but regularization is better than factorization when dealing with friendship data [?]. In this paper, we aim to further validate the prior findings in the condition that the recommended object is changed (e.g., from item to group). That is, would regularization be always suitable for one-mode data, and factorization for bipartite data, regardless of the type of objects to be recommended? Table 1 first summarizes the notations used in the equations of the paper.

## 3.1 Recommending Items

### 3.1.1 Summary of Previous Work

In this part, we mainly introduce how we fused the friendship and membership into the process of recommending items (the baseline without fusion can be referred to [?]). Concretely, to fuse friendship, we leveraged a regularization model:

$$\min_{u^*, i^*} \sum_{u, i} c_{ui} (p_{ui} - x_u^T y_i)^2 + \lambda (\sum_u \|x_u\|^2 + \sum_i \|y_i\|^2) + \lambda_f (\|x_u - \frac{1}{|F(u)|} \sum_{f \in F(u)} x_f\|^2) \quad (1)$$

where  $p_{ui}$  measures user  $u$ 's preference on item  $i$ . For example, with Last.fm dataset, if user  $u$  'touched' or 'clicked' this item,  $p_{ui} = 1$ , otherwise  $p_{ui} = 0$ ;  $c_{ui}$  is the confidence level indicating how much a user prefers an item (which is set to 1 if there is no data like "duration" or "frequency" available). In the above formula, friendship is considered as an indicator of closeness and the regularization model aims to minimize the gap between the taste of a user and the average of her/his friends. We adopted alternating-least-squares (ALS) for the optimization process. The analytic expressions for  $x_u$  and  $y_i$  that minimize the cost function in Equation (1) are:

$$x_u = (Y^T C^u Y + (\lambda + \lambda_f) I)^{-1} (Y^T C^u p(u) + \lambda_f \frac{1}{|F(u)|} \sum_{f \in F(u)} x_f) \quad (2)$$

$$y_i = (X^T C^i X + \lambda I)^{-1} X^T C^i p(i) \quad (3)$$

where  $C^i$  denotes the  $m \times m$  diagonal matrix and  $C_{uu}^i = c_{ui}$ , and the vector  $p(i)$  contains all user preferences related to  $i$  (the meanings of other notations including  $C^u$  and  $p(u)$  are referred to Table 1).

For membership which is a kind of bipartite data as indicated before, we utilized the collective matrix factorization for the fusion purpose (see Equation (4)):

$$\alpha \min_{u^*, i^*} \sum_{u, i} c_{ui} (p_{ui} - x_u^T y_i)^2 + \lambda (\sum_u \|x_u\|^2 + \sum_i \|y_i\|^2) + (1 - \alpha) \min_{u^*, g^*} \sum_{u, g} c_{ug}^* (p_{ug}^* - x_u^T z_g)^2 + \lambda (\sum_u \|x_u\|^2 + \sum_g \|z_g\|^2) \quad (4)$$

where  $\alpha$  is used to adjust the relative weight of user-item matrix and user-group matrix in the factorization model. The analytic expressions for  $x_u$  and  $z_g$  are:

$$x_u = (\alpha Y^T C^u Y + (1 - \alpha) Z^T C^{*u} Z + \lambda I)^{-1} * (\alpha Y^T C^u p(u) + (1 - \alpha) Z^T C^{*u} p^*(u)) \quad (5)$$

$$z_g = (X^T C^{*g} X + \lambda I)^{-1} X^T C^{*g} p^*(g) \quad (6)$$

For  $y_i$ , it is the same as in Equation (3).

Previously, we performed experiment on a real large dataset from Last.fm. The experiment indicated that membership is more effective than friendship in boosting the recommendation's accuracy, and fusing them together can further increase the accuracy (see Equation (7)). On the other hand, since the fusion was conducted on implicit matrix factorization with implicit binary data as input (i.e., users' interaction records with items), we proved that social relation info can be also effective in boosting top-N recommendation in such data condition.

$$\alpha \min_{u^*, i^*} \sum_{u, i} c_{ui} (p_{ui} - x_u^T y_i)^2 + \lambda (\sum_u \|x_u\|^2 + \sum_i \|y_i\|^2) + \lambda_f (\|x_u - \frac{1}{|F(u)|} \sum_{f \in F(u)} x_f\|^2) + (1 - \alpha) \min_{u^*, g^*} \sum_{u, g} c_{ug}^* (p_{ug}^* - x_u^T z_g)^2 + \lambda (\sum_u \|x_u\|^2 + \sum_g \|z_g\|^2) \quad (7)$$

The analytic expression for  $x_u$  to minimize above cost function is

$$x_u = (\alpha Y^T C^u Y + (1 - \alpha) Z^T C^{*u} Z + (\lambda + \alpha \lambda_f) I)^{-1} (\alpha Y^T C^u p(u) + \lambda_f \frac{1}{|F(u)|} \sum_{f \in F(u)} x_f + (1 - \alpha) Z^T C^{*u} p^*(u)) \quad (8)$$

For the item factor  $y_i$ , it is the same as in Equation (3), and for the group factor  $z_g$ , it is the same as in Equation (6).

### 3.1.2 Extension: Integrating Similarity Measure

In the prior work, we did not consider the varied similarity degree between user-friend when regularizing them. However, as pointed out in [?], it would be potentially helpful for the regularization model if individual neighbor could be weighted by her/his similarity to the active user. Therefore, we extend the previous method by incorporating the similarity measure in the regularization of friendship, as follows:

$$\min_{u^*, i^*} \sum_{u, i} c_{ui} (p_{ui} - x_u^T y_i)^2 + \lambda (\sum_u \|x_u\|^2 + \sum_i \|y_i\|^2) + \lambda_f (\|x_u - \frac{1}{|F(u)|} \sum_{f \in F(u)} \widehat{sim}(u, f) x_f\|^2) \quad (9)$$

where  $\widehat{sim}(u, f) = sim(u, f) / \sum_{v \in F(u)} sim(u, v)$  denotes the normalized similarity degree between  $u$  and  $f$ . The analytic expression for  $x_u$  is (for  $y_i$ , it is the same as in Equation (3)):

$$x_u = (Y^T C^u Y + (\lambda + \lambda_f) I)^{-1} (Y^T C^u p(u) + \frac{\lambda_f}{|F(u)|} \sum_{f \in F(u)} \widehat{sim}(u, f) x_f) \quad (10)$$

Specifically, in the experiment (see Section 4.2.1), we tested different approaches to calculate the similarity degree, such as based on users' common groups, common item preferences, and common friends. The Vector Space Similarity (VSS) is concretely performed:  $sim(u, f) = \frac{r_u^T r_f}{\|r_u\| \|r_f\|}$ , where  $r_u$  can denote the group vector, friend vector or item vector of user  $u$ . The experimental results show that the common-group based similarity performs more accurate than others when being incorporated into the regularization of friends.

Moreover, we extend the previous combination model (Equation (7)) to the following one that combines the similarity-enhanced regularization for friendship with the factorization for membership:

$$\alpha \min_{u^*, i^*} \sum_{u, i} c_{ui} (p_{ui} - x_u^T y_i)^2 + \lambda (\sum_u \|x_u\|^2 + \sum_i \|y_i\|^2) + \lambda_f (\|x_u - \frac{1}{|F(u)|} \sum_{f \in F(u)} \widehat{sim}(u, f) x_f\|^2) + (1 - \alpha) \min_{u^*, g^*} \sum_{u, g} c_{ug}^* (p_{ug}^* - x_u^T z_g)^2 + \lambda (\sum_u \|x_u\|^2 + \sum_g \|z_g\|^2) \quad (11)$$

To generate a top-N item list for each user  $u$ , we assume her/his candidate item set (items untouched by user) is  $\phi_u$ , and for each item  $i$  in  $\phi_u$ , we calculate a prediction score  $\hat{p}_{ui} = x_u^T y_i$  and the top-N items with higher prediction scores are then recommended to the user.

Besides item recommendation, we have lately investigated how to recommend groups and friends in the same system.

## 3.2 Recommending Groups

### 3.2.1 Baseline

To recommend groups to a user, we take the user-group matrix as the bipartite data type and use the following equation as the baseline (which is without any fusion of other resources except the membership data themselves).

$$\min_{u^*, g^*} \sum_{u, g} c_{ug}^* (p_{ug}^* - x_u^T z_g)^2 + \lambda (\sum_u \|x_u\|^2 + \sum_g \|z_g\|^2) \quad (12)$$

where  $p_{ug}^*$  equals 1 if the user  $u$  joined group  $g$ , otherwise it is 0;  $c_{ug}^*$  is the confidence level (see definition in Table 1).

The analytic expressions for  $x_u$  and  $z_g$  used to minimize the cost function are:

$$x_u = (Z^T C^{*u} Z + \lambda I)^{-1} Z^T C^{*u} p^*(u) \quad (13)$$

$$z_g = (X^T C^{*g} X + \lambda I)^{-1} X^T C^{*g} p^*(g) \quad (14)$$

The predicted score of a user's preference over a group can then be calculated with the inner product:  $\hat{p}_{ug}^* = x_u^T z_g$ .

### 3.2.2 Fusing Friendship

To fuse friendship into the group recommendation, we tried both regularization and factorization methods. Particularly, as motivated by the friendship's role in item recommendation, we propose the following similarity-enhanced regularization equation:

$$\min_{u^*, g^*} \sum_{u, g} c_{ug}^* (p_{ug}^* - x_u^T z_g)^2 + \lambda (\sum_u \|x_u\|^2 + \sum_g \|z_g\|^2) + \lambda_f (\|x_u - \frac{1}{|F(u)|} \sum_{f \in F(u)} \widehat{sim}(u, f) x_f\|^2) \quad (15)$$

where  $\widehat{sim}(u, f)$  has the same definition as in Equation (9). The analytic expression for  $x_u$  is

$$x_u = (Z^T C^{*u} Z + (\lambda + \lambda_f) I)^{-1} (Z^T C^{*u} p^*(u) + \frac{\lambda_f}{|F(u)|} \sum_{f \in F(u)} \widehat{sim}(u, f) x_f) \quad (16)$$

The expression for the group factor  $z_g$  is the same as in Equation (14). Through the experiment, it is found that for group recommendation, the common-group based similarity is more effective than others when being incorporated into the above Equation to calculate  $\widehat{sim}(u, f)$  (more experiment details will be presented and discussed in Section 4.2.2).

### 3.2.3 Fusing User-Item Preferences

As another resource which is with the user's preferences on items (that can be either explicitly stated by users via rating, or inferred from their interaction records such as "clicking" behavior), we were also interested in identifying their actual impact on augmenting the group recommendation. Still, we tried both factorization and regularization approaches, and especially investigated the collective matrix factorization (CMF) technique for fusing them, due to their bipartite data property.

$$\alpha \min_{u^*, g^*} \sum_{u, g} c_{ug}^* (p_{ug}^* - x_u^T z_g)^2 + \lambda (\sum_u \|x_u\|^2 + \sum_g \|z_g\|^2) + (1 - \alpha) \min_{u^*, i^*} \sum_{u, i} c_{ui} (p_{ui} - x_u^T y_i)^2 + \lambda (\sum_u \|x_u\|^2 + \sum_i \|y_i\|^2) \quad (17)$$

The analytic expressions for  $x_u$  and  $y_i$  are respectively defined as:

$$x_u = (\alpha Z^T C^{*u} Z + (1 - \alpha) Y^T C^i Y + \lambda I)^{-1} * (\alpha Z^T C^{*u} p^*(u) + (1 - \alpha) Y^T C^i p(u)) \quad (18)$$

$$y_i = (X^T C^i X + \lambda I)^{-1} X^T C^i p(i) \quad (19)$$

The expression for  $z_g$  is the same as in Equation (14).

As alternative fusion method, the regularization model converts the user-item network to the user-user weighted network:

$$\min_{u^*, g^*} \sum_{u, g} c_{ug}^* (p_{ug}^* - x_u^T z_g)^2 + \lambda (\sum_u \|x_u\|^2 + \sum_g \|z_g\|^2) + \lambda_f (\|x_u - \frac{1}{N(u)} \sum_{n \in N(u)} w_{un}^* x_n\|^2) \quad (20)$$

where the weight  $w_{un}^* = \frac{|O_{un}|}{\sum_{i \in N(u)} |O_{ui}|}$  (for which  $O_{un}$  is the set of common items interacted by both users  $u$  and  $n$ , and  $N(u)$  is user  $u$ 's neighbors who have common items with  $u$ ).

The analytic expression for  $x_u$  in this model is hence

$$x_u = (Z^T C^{*u} Z + (\lambda + \lambda_f) I)^{-1} (Z^T C^{*u} p^*(u) + \lambda_n \frac{1}{|N(n)|} \sum_{n \in N(n)} \omega_{un}^* x_n) \quad (21)$$

### 3.2.4 Fusing Friendship and User-Item Preferences Together

The two resources, friendship and user-item preferences, can be also fused together into the group recommendation:

$$\alpha \min_{u^*, g^*} \sum_{u, g} c_{ug}^* (p_{ug}^* - x_u^T z_g)^2 + \lambda (\sum_u \|x_u\|^2 + \sum_g \|z_g\|^2) + \lambda_f (\|x_u - \frac{1}{|F(u)|} \sum_{f \in F(u)} \widehat{sim}(u, f) x_f\|^2) + (1 - \alpha) \min_{u^*, i^*} \sum_{u, i} c_{ui} (p_{ui} - x_u^T y_i)^2 + \lambda (\sum_u \|x_u\|^2 + \sum_i \|y_i\|^2) \quad (22)$$

where the friendship is handled by the similarity-enhanced regularization and user-item preferences are handled via the factorization. This combination was actually resulted from comparing regularization and factorization for fusing friendship and user-item preferences separately in the experiment (see Section 4.2.2). The analytic expression for  $x_u$  is

$$x_u = (\alpha Z^T C^{*u} Z + (1 - \alpha) Y^T C^u Y + (\lambda + \alpha \lambda_f) I)^{-1} (\alpha Z^T C^{*u} p^*(u) + \frac{\lambda_f}{|F(u)|} \sum_{f \in F(u)} \widehat{sim}(u, f) x_f + (1 - \alpha) Y^T C^u p(u)) \quad (23)$$

The expression for  $z_g$  is the same as in Equation (14), and for  $y_i$  it is the same as in Equation (19).

## 3.3 Recommending Friends

### 3.3.1 Baseline

As mentioned above, there might be various reasons for users to make friends, so it is more difficult to predict the friendship than the item preference and the membership. Based on the matrix factorization technique, and given that the friendship data are one mode, we add the regularization process to the factorization for generating friend recommendation (as the baseline), by considering the user's friend information only. Accordingly, the cost function is

$$\min_{u^*, f^*} \sum_{u, f} c_{uf}' (p_{uf}' - x_u^T x_f)^2 + \lambda_f \|x_u - \frac{1}{|F(u)|} \sum_{f \in F(u)} x_f\|^2 + \lambda \|x_u\|^2 \quad (24)$$

where the definitions of  $c_{uf}'$  and  $p_{uf}'$  are referred to Table 1. In this equation, the first part represents the factorization and the second part gives the regularization. The analytic expressions for  $x_u$  is

$$x_u = (X^T C'^u X + (\lambda + \lambda_f) I)^{-1} (X^T C'^u p'(u) + \frac{\lambda_f}{|F(u)|} \sum_{f \in F(u)} x_f) \quad (25)$$

Then, the users with higher prediction scores as computed from  $\hat{p}_{uf}' = x_u^T x_f$  will be recommended to the target user.

### 3.3.2 Fusing User-Item Preferences

Since regularization was already integrated in the baseline Equation (24), we mainly explore factorization to fuse the user's item preferences for the friend recommendation. The corresponding cost function is

$$\min_{u^*, f^*} \sum_{u, f} c_{uf}' (p_{uf}' - x_u^T x_f)^2 + \lambda_f \|x_u - \frac{1}{|F(u)|} \sum_{f \in F(u)} x_f\|^2 + \alpha \min_{u^*, i^*} \sum_{u, i} c_{ui} (p_{ui} - x_u^T y_i)^2 + \lambda (\sum_u \|x_u\|^2 + \sum_i \|y_i\|^2) \quad (26)$$

The analytic expressions for  $x_u$  and  $y_i$  are defined as:

$$x_u = (X^T C'^u X + \alpha Y^T C^u Y + (\lambda + \lambda_f) I)^{-1} (X^T C'^u p'(u) + \alpha Y^T C^u p(u) + \lambda_f \frac{1}{|F(u)|} \sum_{f \in F(u)} x_f) \quad (27)$$

$$y_i = (X^T C^i X + \lambda I)^{-1} X^T C^i p(i) \quad (28)$$

### 3.3.3 Fusing Membership

Similarly, we also apply factorization for fusing membership. The cost function is hence:

$$\min_{u^*, f^*} \sum_{u, f} c_{uf}' (p_{uf}' - x_u^T x_f)^2 + \lambda_f \|x_u - \frac{1}{|F(u)|} \sum_{f \in F(u)} x_f\|^2 + \alpha \min_{u^*, g^*} \sum_{u, g} c_{ug}^* (p_{ug}^* - x_u^T z_g)^2 + \lambda (\sum_u \|x_u\|^2 + \sum_g \|z_g\|^2) \quad (29)$$

And the analytic expressions for  $x_u$  and  $z_g$  are:

$$x_u = (X^T C'^u X + \alpha Z^T C^{*g} Z + (\lambda + \lambda_f) I)^{-1} (X^T C'^u p'(u) + \alpha Z^T C^{*g} p^*(g) + \lambda_f \frac{1}{|F(u)|} \sum_{f \in F(u)} x_f) \quad (30)$$

$$z_g = (X^T C^{*g} X + \lambda I)^{-1} X^T C^{*g} p^*(g) \quad (31)$$

### 3.3.4 Fusing Membership and User-Item Preferences Together

The membership and user-item preferences are then fused simultaneously into the following framework to give friend recommendation:

$$\min_{u^*, f^*} \sum_{u, f} c_{uf}' (p_{uf}' - x_u^T x_f)^2 + \lambda_f \|x_u - \frac{1}{|F(u)|} \sum_{f \in F(u)} x_f\|^2 + \lambda \|x_u\|^2 + \alpha \min_{u^*, i^*} \sum_{u, i} c_{ui} (p_{ui} - x_u^T y_i)^2 + \lambda (\sum_u \|x_u\|^2 + \sum_i \|y_i\|^2) + \beta \min_{u^*, g^*} \sum_{u, g} c_{ug}^* (p_{ug}^* - x_u^T z_g)^2 + \lambda (\sum_u \|x_u\|^2 + \sum_g \|z_g\|^2) \quad (32)$$

where  $\alpha$  and  $\beta$  are used to adjust the weights of user-item preferences and the membership respectively. The analytic expression for  $x_u$  is

$$x_u = (X^T C'^u X + \alpha Y^T C^u Y + \beta Z^T C^{*g} Z + (\lambda + \lambda_f) I)^{-1} (X^T C'^u p'(u) + \alpha Y^T C^u p(u) + \beta Z^T C^{*g} p^*(g) + \lambda_f \frac{1}{|F(u)|} \sum_{f \in F(u)} x_f) \quad (33)$$

The expressions for  $y_i$  and  $z_g$  are the same as in Equations (28) and (31) respectively.

## 4. EXPERIMENT

### 4.1 Dataset & Evaluation Metrics

The Last.fm dataset that we previously used for testing the item recommendation accuracy has been used in our current work again for evaluating the multi-output recommender. Concretely, three types of data resources were used for the testing: user-artist (item) binary matrix, user-group (membership), and user-user (friendship) data. The *membership* in the dataset refers to the user's participation in interest groups, the *friendship* was extracted from the user's friend list, and the *item* is referred to the artist (because users' preference over artists can be more stable than their preference over songs).

The details of the dataset are described in Table 2. To test the accuracy of item recommendation, the user-item pairs were first divided into ten subsets with equal size. One subset was randomly selected as the validation set for tuning the parameters (as defined in the equations), and another

**Table 2: The description of Last.fm dataset**

Element	Size	Element	Size
#user	100,000	#user-item pair	29,908,020
#item	22,443	#user-user friendship pair	583,621
#group	25,397	#user-group pair	1,132,281

subset was randomly taken as the testing set to test the accuracy of algorithms. Various combinations of remaining eight subsets represent different levels of data density. For example, train.10 contains 10% user-item pairs of the total data, and train.20 contains 20% user-item pairs. To test the accuracy of group & friend recommendation, we applied the *leave-one-out* evaluation scheme because user-group pairs and user-user friendship pairs are rather sparse so they cannot be divided into ten subsets. For the same reason, there is no validation set in this case, because if some groups (or friends) were chosen as the validation set, many users will become isolated nodes. Specifically, during each round, one of the user’s participated groups (or connected friends) was randomly chosen as her/his target choice.

In Last.fm, since there is no explicit rating data available, we make top- $N$  recommendation (e.g.,  $N = 5, 10$ ), instead of predicting rating for each item. The standard metrics (including precision, recall and F-measure) as popularly used in the area of information retrieval were adopted to evaluate the item recommendation accuracy:  $Pre@N = hit@N/N$ ,  $Rec@N = hit@N/|T|$  and  $F1@N = 2Pre@N * Rec@N / (Pre@N + Rec@N)$ , where  $N$  is the size of the recommendation list,  $|T|$  is the size of the user’s testing set  $T$ , and  $hit@N$  indicates the intersection between the recommendation list and the testing set.

For the group and friend recommendation, we mainly use the metric  $Hits@N$  to evaluate the recommendation accuracy. That is, given the total number of users  $m$ ,  $Hits@N$  is defined as  $Hits@N = \sum_{u=1}^m hit(u)@N / m$ , where  $hit(u)@N$  denotes whether user  $u$ ’s target choice (i.e., the group or friend as randomly taken from the dataset) was located in the top- $N$  recommendation list.

## 4.2 Results

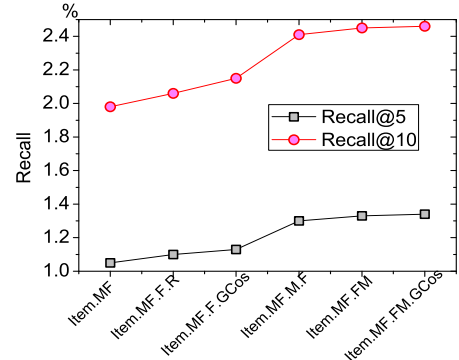
### 4.2.1 Item Recommendation

For the item recommendation, we mainly compared the following eight approaches (some were described in prior work [?], and some are newly proposed in Section 3.1.2). Because in the previous work, the fusion effect was found performing best at train.10, the current experiment was done at the same data density level.

- **Item.MF**: the basic matrix factorization;
- **Item.MF.F.R**: fusing the friendship by regularization;
- **Item.MF.M.F**: fusing the membership by factorization;
- **Item.MF.FM**: fusing the friendship by regularization and fusing the membership by factorization;
- **Item.MF.F.FCos**: fusing the friendship by similarity-enhanced regularization based on common friends;
- **Item.MF.F.GCos**: fusing the friendship by similarity-enhanced regularization based on common groups;
- **Item.MF.F.ICos**: fusing the friendship by similarity-enhanced regularization based on common items;
- **Item.MF.FM.GCos**: fusing the friendship by similarity-enhanced regularization based on common groups and fusing the membership by factorization.

The comparison of these methods is presented in Table 3. It can be seen that all of the regularization fusion methods (Item.MF.F.R, Item.MF.F.ICos, Item.MF.F.GCos and Item.MF.F.FCos) that take into account of friendship are better than the basic method Item.MF. Among these regularization approaches, it shows that the algorithm’s performance can be improved if it further incorporates the similarity between users, and the best performance goes to **Item.MF.F.GCos** which calculates the similarity based on users’ common groups. Given that users usually start a group or join in a group based on their common interests, the membership information should be a good indicator of users’ interests and be less noisy than friendship and user-item preferences when computing the user-user similarity. This may explain why Item.MF.F.GCos outperforms other similarity-enhanced regularization methods.

Based on this finding, we further compared Item.MF.M.F (that fuses membership via factorization) to Item.MF.F.GCos, and also combined them together (see Equation (11), shorted as Item.MF.FM.GCos). The results are presented in Table 3, where we can see that Item.MF.M.F outperforms Item.MF.F.GCos, indicating that membership is still more effective than friendship in boosting the item recommendation’s accuracy, even though the fusion of friendship was augmented with the similarity measure. On the other hand, their combination (**Item.MF.FM.GCos**) achieves the highest accuracy, against both separate fusions (i.e., Item.MF.M.F and Item.MF.F.GCos) and the original combination approach (Item.MF.FM) (see Figure 2). It hence implies that when the friendship regularization is of chance to be improved by incorporating user-user similarity, its combined effect with the factorization of membership can reach at a higher accuracy level.



**Figure 2: Comparison of item recommendation methods.**

### 4.2.2 Group Recommendation

Regarding group recommendation, we first compared regularization and factorization models for fusing friendship, and for fusing user-item preferences, respectively. We also compared these approaches to the one that fuses both data resources together (as proposed in Section 3.2.4). In total, we compared the following 10 methods, in terms of their actual accuracy of recommending groups to the active user.

- **Group.MF**: the basic matrix factorization;
- **Group.MF.F.R**: fusing the friendship by regularization;
- **Group.MF.F.F**: fusing the friendship by factorization;
- **Group.MF.I.R**: fusing the user-item preferences by regularization;

**Table 3: Results for item recommendation (Prec: Precision; Rec: Recall; F1: F-measure)**

Method	Prec@5	Prec@10	Rec@5	Rec@10	F1@5	F1@10
Item.MF (baseline)	0.0547	0.0522	0.0105	0.0198	0.0161	0.0259
Item.MF.F.R ( $\lambda_f = 1$ )	0.0570	0.0540	0.0110	0.0206	0.0168	0.0268
Item.MF.F.FCos ( $\lambda_f = 10$ )	0.0580	0.0557	0.0112	0.0212	0.0171	0.0277
Item.MF.F.GCos ( $\lambda_f = 10$ )	<b>0.0581</b>	<b>0.0561</b>	<b>0.0112</b>	<b>0.0214</b>	<b>0.0171</b>	<b>0.0279</b>
Item.MF.F.ICos ( $\lambda_f = 10$ )	0.0581	0.0560	0.0112	0.0213	0.0171	0.0278
Item.MF.M.F ( $\alpha = 0.1$ )	0.0654	0.0615	0.0130	0.0240	0.0196	0.0309
Item.MF.FM ( $\alpha = 0.2, \lambda_f = 10$ )	0.0659	0.0616	0.0133	0.0245	0.0199	0.0312
Item.MF.FM.GCos ( $\alpha = 0.1, \lambda_f = 10$ )	<b>0.0672</b>	<b>0.0624</b>	<b>0.0134</b>	<b>0.0246</b>	<b>0.0202</b>	<b>0.0314</b>

Note:  $\lambda$  is set as 10, and the size of user/item latent factors ( $k$ ) is 10.  $\lambda_f$  and  $\alpha$  were optimally tuned via the validation set.

**Table 4: Results for group recommendation**

Method	Hits@5	Hits@10
Group.MF (baseline)	0.0392	0.0660
<i>Fusing user-item preferences (via Factorization)</i>		
Group.MF.I.F@train.20 ( $\alpha = 0.3$ )	0.0527	0.0823
Group.MF.I.F@train.40 ( $\alpha = 0.7$ )	0.0563	0.0874
Group.MF.I.F@train.60 ( $\alpha = 0.5$ )	0.0592	0.0921
Group.MF.I.F@train.80 ( $\alpha = 0.8$ )	<b>0.0623</b>	<b>0.0948</b>
<i>Fusing user-item preferences (via Regularization)</i>		
Group.MF.I.R@train.20 ( $\lambda_f = 0.1$ )	0.0443	0.0730
Group.MF.I.R@train.40 ( $\lambda_f = 0.01$ )	0.0443	0.0730
Group.MF.I.R@train.60 ( $\lambda_f = 0.01$ )	0.0444	0.0731
Group.MF.I.R@train.80 ( $\lambda_f = 0.01$ )	<b>0.0444</b>	<b>0.0731</b>
<i>Fusing friendship</i>		
Group.MF.F.R ( $\lambda_f = 1$ )	0.0436	0.0709
Group.MF.F.F ( $\alpha = 0.6$ )	0.0426	0.0683
Group.MF.F.FCos ( $\lambda_f = 0.1$ )	0.0428	0.0700
Group.MF.F.GCos ( $\lambda_f = 1$ )	<b>0.0441</b>	<b>0.0724</b>
Group.MF.F.ICos ( $\lambda_f = 1$ )	0.0436	0.0706

- **Group.MF.I.F**: fusing the user-item preferences by factorization;
- **Group.MF.FI**: fusing the friendship by regularization and fusing the user-item preferences by factorization;
- **Group.MF.F.FCos**: fusing the friendship by similarity-enhanced regularization based on common friends;
- **Group.MF.F.GCos**: fusing the friendship by similarity-enhanced regularization based on common groups;
- **Group.MF.F.ICos**: fusing the friendship by similarity-enhanced regularization based on common items;
- **Group.MF.FI.GCos**: fusing the friendship by similarity-enhanced regularization based on common groups and fusing the user-item preference by factorization.

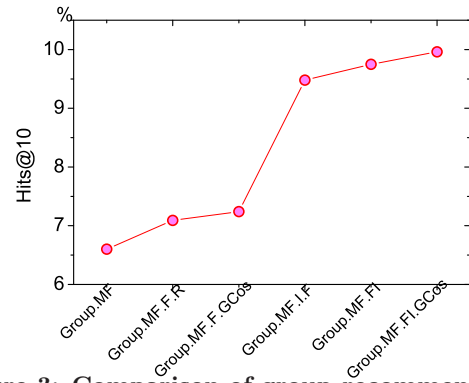
Table 4 shows all the experimental results. First of all, the results from fusing user-item preferences via factorization (Group.MF.I.F) at different data density levels (where train.X represents that only X% of total user-item pairs were used) indicate that the accuracy of factorization is improved when the density level is increased. In other words, the denser of user-item preferences to be fused based on the factorization model, the more accurate the group recommendation is. Relatively, the accuracy of regularization method for fusing user-item preferences (Group.MF.I.R) is lower and does not obviously change with the increasing of data density level. This might be because once the user-item matrix is projected into the user-user matrix, a lot of information is lost, so the performance of Group.MF.I.R that fuses the projected matrix does not improve even in denser user-item matrix.

The comparison of regularization (Group.MF.F.R) and factorization (Group.MF.F.F) models for fusing friendship

(see Table 4) shows that the former outperforms the latter approach (0.0709 vs. 0.0683 when Hits@10). Combining with our previous findings regarding item recommendation, it verifies our hypothesis that the factorization model is more suitable for fusing bipartite data and the regularization model is more suitable for fusing one mode data, no matter whether the recommended object is item or group, and whether the bipartite data are user-group membership or user-item preferences. On the other hand, the comparison between Group.MF.F.R and Group.MF.I.F indicates that the user-item preferences behave more positive and helpful in terms of enhancing group recommendation, than the friendship.

We further tested the performance when similarity measure between users was incorporated into the regularization of friendship. Being consistent to its effect in item recommendation, the regularization method with the similarity based on users' common groups (**Group.MF.F.GCos**) outperforms other similarity-based regularization approaches (see Table 4).

Driven by the above comparison results, we finally combined Group.MF.F.GCos and Group.MF.I.F@train.80, shorted as **Group.MF.FI.GCos**. From Figure 3, it can be seen that fusing friendship and user-item preferences simultaneously (Group.MF.FI and Group.MF.FI.GCos) achieves accuracy improvement against fusing them separately. Moreover, Group.MF.FI.GCos further increases the accuracy relative to Group.MF.FI, since it additionally integrated user-user similarity in the regularization of friendship.

**Figure 3: Comparison of group recommendation methods.**

#### 4.2.3 Friend Recommendation

As described in Section 3.3.1, we have applied the matrix factorization technique to generate friend recommendation, and attempted to fuse other information resources (i.e., membership and user-item preferences) in order to identify

**Table 5: Results for friend recommendation**

Method	Hits@5	Hits@10
Friend.MF (baseline)	0.0155	0.0203
Friend.MF.I.F@train.10 ( $\alpha=0.1, \lambda_f=1000$ )	<b>0.0159</b>	<b>0.0212</b>
Friend.MF.I.F@train.20 ( $\alpha=0.1, \lambda_f=1000$ )	0.0157	0.0209
Friend.MF.I.F@train.40 ( $\alpha=0.01, \lambda_f=1000$ )	0.0152	0.0201
Friend.MF.I.F@train.60 ( $\alpha=0.01, \lambda_f=1000$ )	0.0152	0.0201
Friend.MF.I.F@train.80 ( $\alpha=0.01, \lambda_f=1000$ )	0.0151	0.0199
Friend.MF.M.F ( $\alpha=0.01, \lambda_f=1000$ )	<b>0.0163</b>	<b>0.0218</b>
Friend.MF.MI ( $\alpha=0.05, \beta=0.05, \lambda_f=1000$ )	0.0159	0.0209

Note: The size of user/item latent factors ( $k$ ) is set as 50 for friend recommendation.

whether those resources could benefit the friend recommendation. Given the superior performance of regularization model for friendship when it was fused to generate item (and group) recommendation, we added the regularization process in the basic matrix factorization for friend recommendation (i.e., the baseline), and compared it to the other three variations of fusion methods:

- **Friend.MF**: the basic matrix factorization;
- **Friend.MF.M.F**: fusing the membership by factorization;
- **Friend.MF.I.F**: fusing the user-item preferences by factorization;
- **Friend.MF.MI**: fusing the membership and user-item preferences together.

The reason that we did not fuse membership and user-item preferences via regularization is because the regularization was already integrated into these approaches in the base part (see more explanations in Section 3.3). Table 5 gives the comparison results. It can be first seen that when the data density level is increased, the Friend.MF.I.F (that fuses user-item preferences) decreases, implying that the fusion of more user-item pairs does not help to recommend friends. With respect to the fusion of membership, Friend.MF.M.F achieves higher accuracy compared to both the baseline (Friend.MF) and Friend.MF.I.F@train.10, indicating that the membership is more useful than user-item preferences to benefit the friend recommendation. In the experiment, we also tested the effect of incorporating similarity measure into the regularization of friends, but since the performance was not improved, the results are not shown in the table.

Moreover, the combined approach, Friend.MF.MI that fuses user-item preferences (at train.10) and membership together, is surprisingly not superior to Friend.MF.M.F, and its accuracy is actually equal to the one of Friend.MF.I.F@train.20). This finding implies that fusing membership alone might be sufficient to increase the friend recommendation accuracy, which is indeed the best among all compared methods. In the future work, it will hence be interesting to compare this membership-fused approach under the matrix factorization framework to other methods [?, ?] .

## 5. CONCLUSIONS

In conclusion, this paper presents a generalized framework for producing multi-output recommendations: items, groups and friends, by investigating their mutual contributing effects. In particular, to increase item recommendation, not only membership was found more helpful than friendship and their combination achieves an upper level of accuracy, but also the similarity measure based on users' common groups was identified with positive effect on further

increasing the accuracy due to its active role in augmenting friendship regularization. For group recommendation, the user-item preferences were shown performing more positive than friendship, especially at higher data density level. Their combination (with both the factorization for fusing user-item preferences and the similarity-based regularization for fusing friendship) achieves the best accuracy. For friend recommendation, the membership behaves superior to user-item preferences for benefiting such recommendation. Actually, it seems that the membership alone can increase the accuracy to a higher level than others.

In addition, the experimental results w.r.t. regularization versus factorization extends our prior claim made in item recommendation [?], to a larger scope. Through comparing the two models in group recommendation, the factorization model still shows better suitability for fusing bipartite data (i.e., user-item preferences), and the regularization model is more proper to fuse one mode data (i.e., friendship). On the other hand, as suggested from these evaluations, the common-group based similarity is shown more effective than the other similarity measures (including common-item and common-friend based) to enhance the accuracy of regularization model, which is not only experimentally valid in item recommendation, but also in group recommendation.

## 6. REFERENCES