

1^{--} and 0^{++} heavy four-quark and molecule states in QCD

R.M. Albuquerque^{a,b,*}, F. Fanomezana^{c,**}, S. Narison^{b,1}, A. Rabemananjara^{c,**}

^aInstituto de Física, Universidade de São Paulo, C.P. 66318, 05389-970 São Paulo, SP, Brazil

^bLaboratoire Particules et Univers de Montpellier, CNRS-IN2P3, Case 070, Place Eugène Bataillon, 34095 - Montpellier, France.

^cInstitute of High-Energy Physics of Madagascar (iHEP-MAD), University of Antananarivo, Madagascar

Abstract

We estimate the masses of the 1^{--} and 0^{++} heavy four-quark and molecule states by combining exponential Laplace (LSR) and finite energy (FESR) sum rules known perturbatively to lowest order (LO) in α_s , but including non-perturbative terms up to the complete dimension-six condensate contributions. This approach allows to fix unambiguously and more precisely the value of the QCD continuum threshold (often taken ad hoc) at which the optimal result is extracted. We use double ratio of sum rules (DRSR) for determining the $SU(3)$ breakings terms. We also study the effects of the heavy quark mass definitions on these LO results. The $SU(3)$ mass-splittings of about (70 – 110) MeV and the ones of about (250-300) MeV between the lowest ground states and their 1st radial excitations are (almost) heavy-flavour independent. The mass predictions summarized in Table 4 are compared with the ones in the literature (when available) and with the three $Y_c(4260, 4360, 4660)$ and $Y_b(10890)$ 1^{--} experimental candidates. We conclude (to this order approximation) that the lowest observed state cannot be a *pure* four-quark nor a *pure* molecule but may result from their mixings. Our predictions can be further tested at LHC_b and in some other hadron factories.

Keywords: QCD spectral sum rules, four-quark and molecule states, heavy quarkonia.

1. Introduction and a short review on the 1^{++} channel

A large amount of exotic hadrons which differ from the “standard” $\bar{c}c$ charmonium and $\bar{b}b$ bottomium radial excitation states have been recently discovered in B -factories through $J/\psi\pi^+\pi^-$ and $\Upsilon\pi^+\pi^-$ processes and have stimulated different theoretical interpretations. Most of them have been assigned as four-quarks and/or molecule states [3]. In previous papers [1, 2], some of us have studied, using exponential QCD spectral sum rules (QSSR) [4]² and the double ratio of sum rules (DRSR) [7]³, the nature of the $X(3872)$ 1^{++} states found by Belle [11] and confirmed by Babar [12], CDF [13] and D0 [14]. If it is a $(cq)(\bar{c}\bar{q})$ four-quark or $D - D^*$ molecule state, one finds for $m_c = 1.23$ GeV [1]⁴:

$$X_c = (3925 \pm 127) \text{ MeV}, \quad (1)$$

corresponding to a t_c -value common solution of the exponential Laplace (LSR) and Finite Energy (FESR) sum rules:

$$\sqrt{t_c} = (4.15 \pm 0.03) \text{ GeV}, \quad (2)$$

while in the b -meson channel, using $m_b = 4.26$ GeV, one finds [1]:

$$X_b = (10144 \pm 104) \text{ MeV} \text{ with } \sqrt{t_c} = (10.4 \pm 0.02) \text{ GeV}, (3)$$

*FAPESP CNPq-Brasil PhD student fellow.

**PhD student.

Email addresses: rma@if.usp.br (R.M. Albuquerque), fanfenos@yahoo.fr (F. Fanomezana), snarison@yahoo.fr (S. Narison), achris_01@yahoo.fr (A. Rabemananjara)

¹Corresponding author.

²For reviews, see e.g. [5, 6].

³For some other successful applications, see [8–10].

⁴The two configurations give almost a degenerate mass-value [2].

where a similar result has been found in [15] using another choice of interpolating current. However, in the case of the $X_c(3872)$, the previous two configurations are not favoured by its narrow hadronic width (≤ 2.3 MeV), which has lead some of us to propose that it could be, instead, a $\lambda - J/\psi$ -type molecule [2] described by the current:

$$J_\mu^\lambda = \left(\frac{g}{\Lambda} \right)_{\text{eff}}^2 (\bar{c}\lambda^a\gamma^\mu c)(\bar{q}\lambda_a\gamma_5 q), \quad (4)$$

where λ_a is the colour matrix, while g and Λ are coupling and scale associated to an effective Van Der Waals force. In this case, the narrow width of the X_c is mainly due to the extra-gluon exchange which gives a suppression of the order α_s^2 compared to the two former configurations, if one evaluates this width using vertex sum rules. The corresponding mass is slightly lower than the one in Eq. (1) [2]:

$$r \equiv \frac{X_c^\lambda}{X_c^{\text{mol}}} = 0.96 \pm 0.03 \implies X_c^\lambda = (3768 \pm 127) \text{ MeV}. (5)$$

which (within the errors) also agree with the data. By assuming that the mass of the radial excitation $X'_Q \approx \sqrt{t_c}$, one can also deduce the mass-splitting:

$$X'_c - X_c \approx 225 \text{ MeV} \approx X'_b - X_b \approx 256 \text{ MeV}, \quad (6)$$

which is much lower than the ones of ordinary charmonium and bottomium states:

$$\psi(2S) - \psi(1S) \approx 590 \approx \Upsilon(2S) - \Upsilon(1S) \approx 560 \text{ MeV}, \quad (7)$$

and suggests a completely different dynamics for these exotic states. Comparing the previous results with the observed

$Z_b(10610)$ and $Z_b(10650)$ states whose quantum numbers have been assigned to be 1^{++} , one can conclude that these observed states are heavier than the 1st radial excitation of the $X_b(10.14)$ expected from QSSR to lowest order in α_s [1].

2. QCD Analysis of the 1^{--} and 0^{++} channels

In the following, we extend the previous analysis to the case of the 1^{--} and 0^{++} channels and improve some existing analysis from QCD (spectral) sum rules in the 1^{--} channel [18, 19]. The results will be compared with the experimental 1^{--} candidate states:

$$Y(4260), \quad Y(4360), \quad Y(4660), \quad (8)$$

seen by Babar [16] and Belle [17] and which decay into $J/\psi\pi^+\pi^-$, and to the :

$$Y_b(10890) \quad (9)$$

seen by Belle [23] from anomalous large $\Upsilon\pi^+\pi^-$ decay around the $\Upsilon(5S)$ mass. These states cannot be identified with standard $\bar{c}c$ charmonium and $\bar{b}b$ bottomium radial excitations and have been assigned in the literature to be four-quark or molecule states or some threshold effects.

• QCD input parameters

The QCD parameters which shall appear in the following analysis will be the charm and bottom quark masses $m_{c,b}$, the light quark masses $m_{d,s}$, the light quark condensates $\langle\bar{q}q\rangle$ and $\langle\bar{s}s\rangle$, the gluon condensates $\langle g^2 G^2 \rangle \equiv \langle g^2 G_{\mu\nu}^a G_{\mu\nu}^{a\mu\nu} \rangle$ and $\langle g^3 G^3 \rangle \equiv \langle g^3 f_{abc} G_{\mu\nu}^a G_{\nu\rho}^b G_{\rho\mu}^c \rangle$, the mixed condensate $\langle\bar{q}g\sigma Gq\rangle \equiv \langle\bar{q}g\sigma^{\mu\nu}(\lambda_a/2)G_{\mu\nu}^a q\rangle$ and the four-quark condensate $\rho\langle\bar{q}q\rangle^2$, where ρ indicates the violation of the four-quark vacuum saturation. Their values are given in Table 1 and we shall work with the running light quark parameters:

$$\begin{aligned} \bar{m}_s(\tau) &= \frac{\hat{m}_s}{(-\log \sqrt{\tau}\Lambda)^{-2/\beta_1}} \\ \langle\bar{q}q\rangle(\tau) &= -\hat{\mu}_q^3 (-\log \sqrt{\tau}\Lambda)^{-2/\beta_1} \\ \langle\bar{q}g\sigma Gq\rangle(\tau) &= -M_0^2 \hat{\mu}_q^3 (-\log \sqrt{\tau}\Lambda)^{-1/3\beta_1}, \end{aligned} \quad (10)$$

where $\beta_1 = -(1/2)(11 - 2n/3)$ is the first coefficient of the β function for n flavours; \hat{m}_s and $\hat{\mu}_q$ are renormalization group invariant light quark mass and condensate [24, 25].

• The two-point function in QCD

The two-point functions of the Y_Q ($Q \equiv c, b$) (assumed to be a 1^{--} vector meson) is defined as:

$$\begin{aligned} \Pi^{\mu\nu}(q) &\equiv i \int d^4x e^{iq\cdot x} \langle 0 | T [J^\mu(x) J^{\nu\dagger}(0)] | 0 \rangle \\ &= -\Pi^{(1)}(q^2) (g^{\mu\nu} - \frac{q^\mu q^\nu}{q^2}) + \Pi^{(0)}(q^2) \frac{q^\mu q^\nu}{q^2}, \end{aligned} \quad (11)$$

where J^μ are the interpolating vector currents given Tables 2 and 3. We assume that the Y state is described either by the the

Table 1: QCD input parameters. For the heavy quark masses, we use the range spanned by the running \overline{MS} mass $\bar{m}_Q(M_Q)$ and the on-shell mass from QCD (spectral) sum rules compiled in pages 602 and 603 of the book in [5] and recently obtained in Ref. [26]. The values of Λ and $\hat{\mu}_q$ have been obtained from $\alpha_s(M_\tau) = 0.325(8)$ [27] and from the running masses: $(\bar{m}_u + \bar{m}_d)(2) = 7.9(3)$ MeV [29]. The original errors have been multiplied by 2 for a conservative estimate of the errors.

Parameters	Values	Ref.
$\Lambda(n_f = 4)$	(324 ± 15) MeV	[27, 28, 30]
$\Lambda(n_f = 5)$	(194 ± 10) MeV	[27, 28, 30]
\hat{m}_s	(0.114 ± 0.021) GeV	[5, 29, 30]
m_c	$(1.26 \sim 1.47)$ GeV	[5, 26, 29–32]
m_b	$(4.17 \sim 4.70)$ GeV	[5, 26, 29–31]
$\hat{\mu}_q$	(263 ± 7) MeV	[5, 29]
$\kappa \equiv \langle\bar{s}s\rangle/\langle\bar{u}u\rangle$	(0.74 ± 0.06)	[9]
M_0^2	(0.8 ± 0.2) GeV ²	[33?, 34]
$\langle\alpha_s G^2\rangle$	$(7 \pm 2) \times 10^{-2}$ GeV ⁴	[26, 27, 35–41]
$\langle g^3 G^3 \rangle$	(8.3 ± 1.0) GeV ² $\times \langle\alpha_s G^2\rangle$	[26]
$\rho \equiv \langle\bar{q}q\bar{q}q\rangle/\langle\bar{q}q\rangle^2$	(2 ± 1)	[27, 33, 35]

lowest dimension (without derivative terms) general four-quark and molecule $\bar{D}_s D_s^*$ currents given in Tables 2 and 3. The two invariants, $\Pi^{(1)}$ and $\Pi^{(0)}$, appearing in Eq. (11) are independent and have respectively the quantum numbers of the spin 1 and 0 mesons. We can extract $\Pi_Q^{(1)}$ and $\Pi_Q^{(0)}(q^2)$ or the corresponding spectral functions from the complete expression of $\Pi_Q^{\mu\nu}(q)$ by applying respectively to it the projectors:

$$\mathcal{P}_{\mu\nu}^{(1)} = -\frac{1}{3} \left(g^{\mu\nu} - \frac{q^\mu q^\nu}{q^2} \right) \quad \text{and} \quad \mathcal{P}_{\mu\nu}^{(0)} = \frac{q^\mu q^\nu}{q^2}. \quad (12)$$

Due to its analyticity, the correlation function, $\Pi^{(1,0)}(q^2)$ in Eq. (11), obeys the dispersion relation:

$$\Pi^{(1,0)}(q^2) = \frac{1}{\pi} \int_{4m_c^2}^{\infty} ds \frac{\text{Im} \Pi^{(1,0)}(s)}{s - q^2 - i\epsilon} + \dots, \quad (13)$$

where $\text{Im} \Pi^{(1,0)}(s)$ are the spectral functions. The QCD expressions of these spectral functions are given in Tables 2 and 3. $1/q^2$ terms discussed in [42, 43], which are dual to higher order terms of the QCD series will not be included here as we work to leading order.

3. 1^{--} four-quark state mass Y_{Qd} from QSSR

In the following, we shall estimate the mass of the 1^{--} four-quark state $(\bar{Q}q)(Qq)$ ($Q \equiv c, b$ and $q \equiv u, d$ quarks), hereafter denoted by Y_{Qd} . In so doing, we shall use the ratios of the Laplace (exponential) sum rule:

$$\mathcal{R}_{Qd}^{LSR}(\tau) \equiv -\frac{d}{d\tau} \text{Log} \int_{t_c}^{\tau} dt e^{-t\tau} \frac{1}{\pi} \text{Im} \Pi^{(1)}(t), \quad (14)$$

and of FESR⁵:

$$\mathcal{R}_{Qd}^{FESR} \equiv \frac{\int_{t_c}^{\tau} dt t^n \frac{1}{\pi} \text{Im} \Pi^{(1)}(t)}{\int_{t_c}^{\tau} dt t^{n-1} \frac{1}{\pi} \text{Im} \Pi^{(1)}(t)} \quad : \quad n = 1, \quad (15)$$

⁵We have also worked with $n \leq 0$ and found that the result is stable against the variation of $-n \leq 3$, but is still not t_c stable.

where t_c is the hadronic (quark) threshold. Within the usual duality ansatz “one resonance” + $\theta(t - t_c) \times QCD$ continuum parametrization of the spectral function, the previous ratios of sum rules give:

$$\mathcal{R}_{Qd}^{LSR}(\tau) \simeq M_{Y_{cd}}^2 \simeq \mathcal{R}_{Qd}^{FESR}. \quad (16)$$

• *The Y_{cd} mass from LSR and FESR*

Using the QCD inputs in Table 1, we show the τ -behaviour of

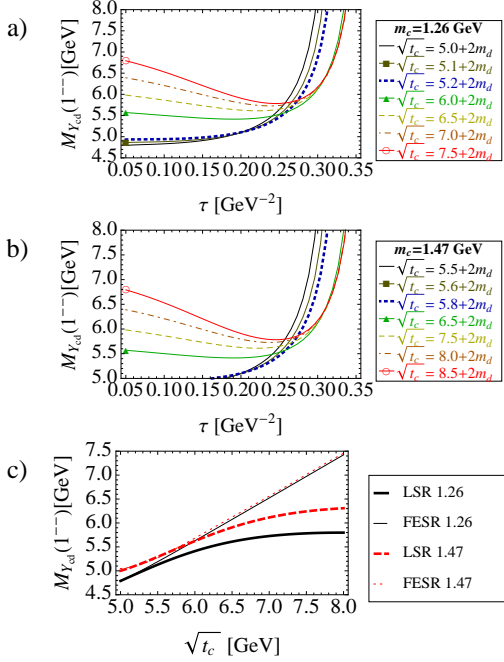


Figure 1: a) τ -behaviour of $M_{Y_{cd}}(1^-)$ from \mathcal{R}_{cd}^{LSR} for different values of t_c and for $m_c = 1.26$ GeV; b) The same as a) but for $m_c = 1.47$ GeV; c) t_c -behaviour of the LSR results obtained at the τ -stability points and comparison with the ones from \mathcal{R}_{cd}^{FESR} for $m_c = 1.26$ and 1.47 GeV.

$M_{Y_{cd}}$ from \mathcal{R}_{cd}^{LSR} in Fig. 1a for $m_c = 1.26$ GeV and for different values of t_c . One can notice from Fig. 1a that the τ -stability is obtained from $\sqrt{t_c} \geq 5.1$ GeV, while the t_c -stability is reached for $\sqrt{t_c} = 7$ GeV. The most conservative prediction from the LSR is obtained in this range of t_c -values for $m_c = 1.26$ GeV and gives in units of GeV:

$$\begin{aligned} 4.79 \leq M_{Y_{cd}} \leq 5.73 & \text{ for } 5.02 \leq \sqrt{t_c} \leq 7 \text{ and } m_c = 1.26, \\ 5.29 \leq M_{Y_{cd}} \leq 6.11 & \text{ for } 5.5 \leq \sqrt{t_c} \leq 7 \text{ and } m_c = 1.47. \end{aligned} \quad (17)$$

We compare in Fig. 1b), the t_c -behaviour of the LSR results obtained at the τ -stability points with the ones from \mathcal{R}_{cd}^{FESR} for the charm quark mass $m_c=1.23$ GeV (running) and 1.47 GeV (on-shell). One can deduce the common solution in units of GeV:

$$\begin{aligned} M_{Y_{cd}} &= 4.814 \text{ for } \sqrt{t_c} = 5.04(5) \text{ and } m_c = 1.26, \\ &= 5.409 \text{ for } \sqrt{t_c} = 5.6 \text{ and } m_c = 1.47. \end{aligned} \quad (18)$$

In order to fix the values of $M_{Y_{bd}}$ obtained at this lowest order PT calculations, we can also refer to the predictions of the J/ψ mass using the LSR at the same lowest order PT calculations

and including the condensate contributions up to dimension-six. We observe that the on-shell c -quark mass value tends to overestimate $M_{J/\psi}$ [2, 26]. The same feature happens for the evaluation of the $X(1^{++})$ four-quark state mass [1]. Though this observation may not be rigorous as the strength of the radiative corrections is channel dependent, we are tempted to take as a final result in this paper the prediction obtained by using the running mass $\bar{m}_c(m_c) = 1262(17)$ MeV within which it is known, from different examples in the literature, that the PT series converge faster [26]⁶. Including different sources of errors, we deduce in MeV⁷:

$$\begin{aligned} M_{Y_{cd}} &= 4814(50)_{t_c}(14)_{m_c}(2)_{\Lambda}(17)_{\bar{u}\bar{u}}(2)_{G^2}(4)_{M_0^2}(13)_{G^3}(6)_{\rho} \\ &= 4814(57). \end{aligned} \quad (19)$$

Assuming that the mass of the radial excitation is approximately $\sqrt{t_c}$, one can deduce the splitting:

$$M'_{Y_{cd}} - M_{Y_{cd}} \approx 226 \text{ MeV}, \quad (20)$$

which is similar to the one obtained for the $X(1^{++})$ four-quark state [1]. This splitting is much lower than the one intuitively used in the literature:

$$M_{\psi(2S)} - M_{\psi(1S)} \simeq 590 \text{ MeV}, \quad (21)$$

for fixing the arbitrary value of t_c entering in different Borel (exponential) sum rules of the four-quark and molecule states. This difference may signal some new dynamics for the exotic states compared with the usual $\bar{c}c$ charmonium states.

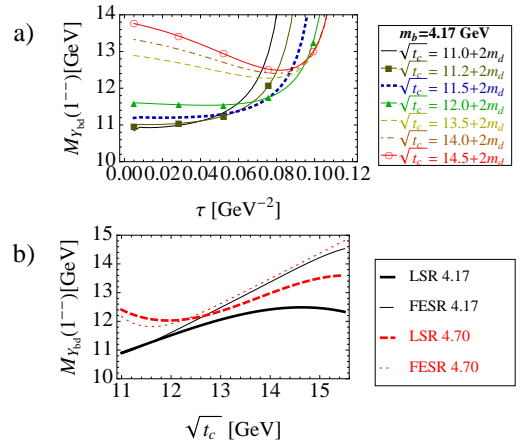


Figure 2: a) τ -behaviour of $M_{Y_{bd}}(1^-)$ from \mathcal{R}_{bd}^{LSR} for different values of t_c and for $m_b = 4.17$ GeV. b) t_c -behaviour of the LSR results obtained at the τ -stability points and comparison with the ones from \mathcal{R}_{bd}^{FESR} for $m_b = 4.17$ and 4.70 GeV.

⁶We plan to check this conjecture in a future publication when PT radiative corrections are included.

⁷We consider this result as an improvement (smaller error) of the one e.g. in [18, 19] where only exponential sum rules have been used. However, the present error and the existing ones in the literature may have been underestimated due to the non-inclusion of the unknown PT radiative corrections and some eventual systematics of the approach.

- *The Y_{bd} mass from LSR and FESR*

Using similar analysis for the b -quark, we show the τ -behaviour of $\mathcal{R}_{bd}^{LSR}(\tau)$ in Fig. 2a for $m_b = 4.17$ GeV and for different values of t_c . In Fig. 2b, the same analysis is shown for $m_b = 4.70$ GeV. The most conservative result from the LSR is (in units of GeV) is:

$$\begin{aligned} 11.0 &\leq M_{Y_{bd}} \leq 12.4 \text{ for } 11.2 \leq \sqrt{t_c} \leq 14.5 \text{ and } m_b = 4.17, \\ 12.1 &\leq M_{Y_{bd}} \leq 13.4 \text{ for } 12.2 \leq \sqrt{t_c} \leq 15.5 \text{ and } m_b = 4.70, \end{aligned}$$

where the lower (resp. higher) values of t_c correspond to the beginning of τ (resp. t_c)-stability. We compare in Fig. 2b), the t_c -behaviour of the LSR results obtained at the τ -stability points with the ones from \mathcal{R}_{bd}^{FESR} for the b quark mass $m_b=4.17$ GeV (running) and 4.70 GeV (on-shell). One can deduce the common solution in units of GeV:

$$\begin{aligned} M_{Y_{bd}} &= 11.26 \text{ for } \sqrt{t_c} = 11.57(7) \text{ and } m_b = 4.17 \\ &= 12.09 \text{ for } \sqrt{t_c} = 12.2 \text{ and } m_b = 4.70. \end{aligned} \quad (22)$$

One can notice, like in the case of the charm quark that the value of the on-shell quark mass tends to give a higher value of $M_{Y_{bd}}$ within this lowest order PT calculations. Considering, like in the case of charm, as a final estimate the one from the running b -quark mass $\bar{m}_b(m_b) = 4177(11)$ MeV [26], we deduce in MeV:

$$\begin{aligned} M_{Y_{bd}} &= 11247(45)_{t_c}(8)_{m_b}(2)_{\Lambda}(15)_{\bar{u}u}(1)_{G^2}(1)_{M_0^2}(1)_{G^3}(5)_{\rho} \\ &= 11256(49). \end{aligned} \quad (23)$$

From the previous result, one can deduce the mass-splitting between the 1st radial excitation and the lowest mass ground state:

$$M'_{Y_{bd}} - M_{Y_{bd}} \approx M'_{Y_{cd}} - M_{Y_{cd}} \approx 250 \text{ MeV}, \quad (24)$$

which are (almost) heavy-flavour independent and also smaller than the one of the bottomium splitting:

$$M_{\Upsilon(2S)} - M_{\Upsilon(1S)} \approx 560 \text{ MeV}. \quad (25)$$

- *$SU(3)$ breaking for $M_{Y_{Q_s}}$ from DRSR*

We study the ratio $M_{Y_{Q_s}}/M_{Y_{Q_d}}$ using double ratio of LSR (DRSR):

$$r_{sd}^Q \equiv \frac{\sqrt{\mathcal{R}_{Q_s}^{LSR}}}{\sqrt{\mathcal{R}_{Q_d}^{LSR}}} \text{ where } Q \equiv c, b. \quad (26)$$

We show the τ -behaviour of r_{sd}^c and r_{sd}^b respectively in Figs. 3a and 3b for $m_c = 1.26$ GeV and $m_b = 4.17$ GeV for different values of t_c . We show, in Fig. 3c and Fig. 3d, the t_c -behaviour of the stabilities or inflexion points for two different values (running and on-shell) of the quark masses. One can see in these figures that the DRSR is very stable versus the t_c variations in the case of the running heavy quark masses. We deduce the corresponding DRSR:

$$\begin{aligned} r_{sd}^c &= 1.018(1)_{m_c}(5)_{m_s}(2)_{\kappa}(2)_{\bar{u}u}(1)_{\rho}, \\ r_{sd}^b &= 1.007(0.5)_{m_b}(2)_{m_s}(0.5)_{\kappa}(1)_{\bar{u}u}(0.3)_{\rho}, \end{aligned} \quad (27)$$

respectively for $\sqrt{t_c} = 5.1$ and 11.6 GeV. Using the results for

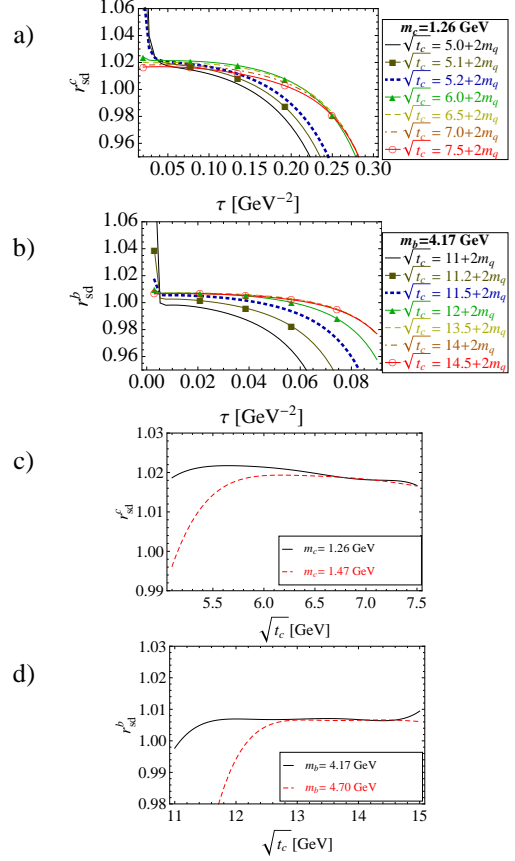


Figure 3: **a)** τ -behaviour of r_{sd}^c for different values of t_c and for $m_c = 1.26$ GeV; **b)** τ -behaviour of r_{sd}^b for different values of t_c and for $m_b = 4.17$ GeV; **c)** t_c -behaviour of the inflexion points (or minimas) of r_{sd}^c from Fig 3a; **d)** The same for the b quark using r_{sd}^b from Fig 3b.

Y_{Q_d} in Eqs. (19) and (23) and the values of the $SU(3)$ breaking ratio in Eq. (27), we can deduce the mass of the Y_{Q_s} state in MeV:

$$M_{Y_{cs}} = 4900(67), \quad M_{Y_{bs}} = 11334(55), \quad (28)$$

leading to the $SU(3)$ mass-splitting:

$$\Delta M_{sd}^Y \approx 87 \text{ MeV} \approx \Delta M_{sd}^B \approx 78 \text{ MeV}, \quad (29)$$

which is also (almost) heavy-flavour independent.

4. 1^{--} molecule masses from QSSR

- *The $\bar{D}_{d(s)}^* D_{d(s)}$ and $\bar{B}_{d(s)}^* B_{d(s)}$ molecules*⁸

Like in the previous case, we use LSR and FESR for studying the masses of the $\bar{D}_d^* D_d$ and $\bar{B}_d^* B_d$ and DRSR for studying the $SU(3)$ breaking ratios:

$$r_{sd}^D \equiv \frac{M_{D_s^* D_s}}{M_{D_d^* D_d}}, \quad r_{sd}^B \equiv \frac{M_{B_s^* B_s}}{M_{B_d^* B_d}}. \quad (30)$$

⁸Hereafter, for simplifying notations, D and B denote the scalar D_0^* and B_0^* mesons.

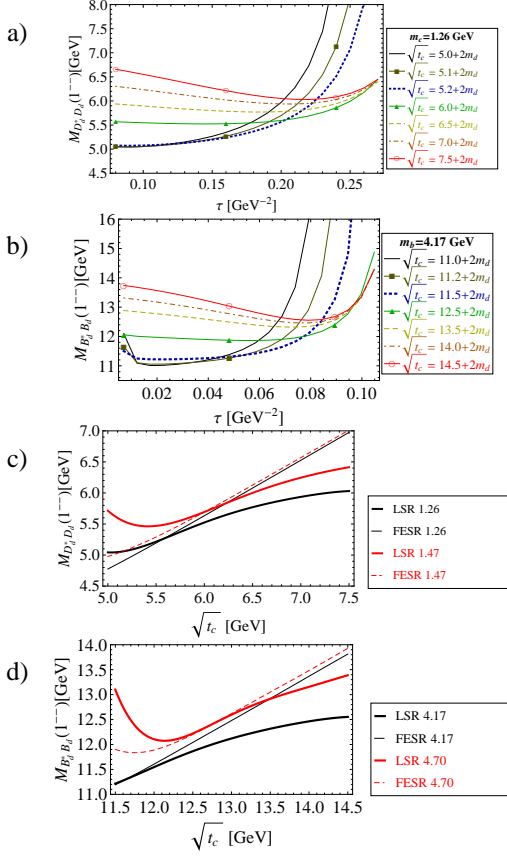


Figure 4: **a)** τ -behaviour of $M_{D_d^* D_d}$ for different values of t_c and for $m_c = 1.26$ GeV; **b)** τ -behaviour of $M_{B_d^* B_d}$ for different values of t_c and for $m_b = 4.17$ GeV; **c)** t_c -behaviour of the extremas in τ of $M_{D_d^* D_d}$ and for $m_c = 1.26 - 1.47$ GeV; **d)** the same as c) but for $M_{B_d^* B_d}$ and for $m_b = 4.17 - 4.70$ GeV.

We show their τ -behaviour for different values of t_c and for $m_c = 1.26$ GeV and $m_b = 4.17$ GeV respectively in Figs. 4a,b and 5a,b. The t_c -behaviour of the τ -minimas is shown in Fig. 4c,d for the masses and in Fig. 5c,d for the $SU(3)$ breaking ratios. Using the sets ($m_c = 1.26$ GeV, $\sqrt{t_c} = 5.58$ GeV) and ($m_b = 4.17$ GeV, $\sqrt{t_c} = 11.64(3)$ GeV) common solutions of LSR and FESR, one can deduce in MeV:

$$\begin{aligned}
M_{D_d^* D_d} &= 5268(14)_{m_c(3)\Lambda(19)\bar{u}u(0)G^2(0)M_0^2(2)G^3(5)\rho}, \\
&= 5268(24), \\
M_{B_d^* B_d} &= 11302(20)_{t_c(9)m_b(2)\Lambda(19)\bar{u}u(0)G^2(0)M_0^2(1)G^3(5)\rho} \\
&= 11302(30), \\
r_{sd}^D &= 1.018(1)_{m_c(4)m_s(0.8)\kappa(0.5)\bar{u}u(0.2)\rho(0.1)G^3}, \\
r_{sd}^B &= 1.006(1)_{m_b(2)m_s(1)\kappa(0.5)\bar{u}u(0.2)\rho(0.1)G^3}. \quad (31)
\end{aligned}$$

Using the previous results in Eq. (31), one obtains in MeV :

$$M_{D_d^* D_d} = 5363(33), \quad M_{B_d^* B_d} = 11370(40), \quad (32)$$

corresponding to a $SU(3)$ mass-splitting:

$$\Delta M_{sd}^{DD^*} \simeq 95 \text{ MeV} \simeq \Delta M_{sd}^{BB^*} \simeq 68 \text{ MeV}. \quad (33)$$

These results for M_{DD^*} are in the upper part of the range given in [18] due both to the smaller values of $m_c = 1.23$ GeV and $\sqrt{t_c} = 5.5$ GeV used in that paper.

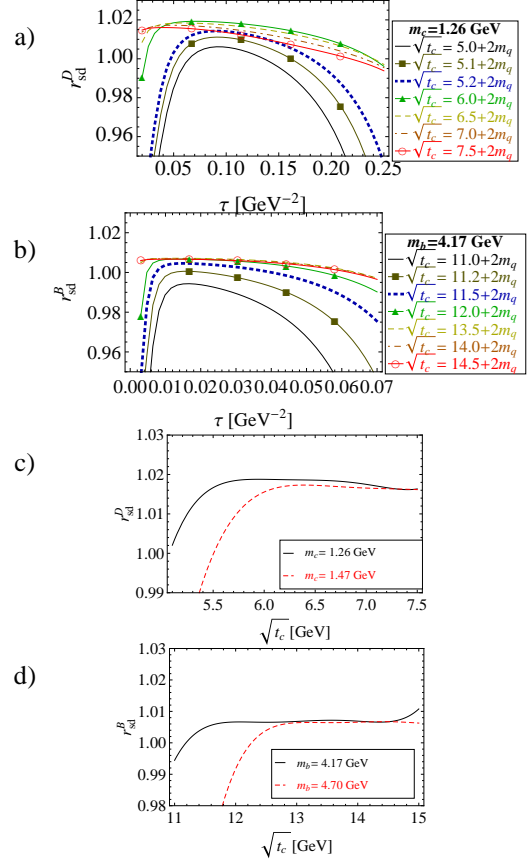


Figure 5: **a)** τ -behaviour of r_{sd}^D for different values of t_c and for $m_c = 1.26$ GeV; **b)** τ -behaviour of r_{sd}^B for different values of t_c and for $m_b = 4.17$ GeV; **c)** t_c -behaviour of the inflexion points (or minimas) of r_{sd}^D from Fig 5a; **d)** the same for the b quark using r_{sd}^B from Fig 5b.

• The $J/\psi S_2$ and ΥS_2 molecules

Combining LSR and FESR, we consider the mass of the $J/\psi S_2$ and ΥS_2 molecules in a colour singlet combination, where $S_2 \equiv \bar{u}u + \bar{d}d$ is a scalar meson⁹. In so doing, we work with the LO QCD expression obtained in [19]. We show the results versus the LSR variable τ in Fig. 6a,b. The t_c -behaviour of different τ -extremas is given in Figs. 6c,d from which we can deduce for the running quark masses for $\sqrt{t_c} = 5.30(2)$ and $10.23(3)$ GeV in units of MeV:

$$\begin{aligned}
M_{J/\psi S_2} &= 5002(20)_{t_c(8)m_c(2)\Lambda(19)\bar{u}u(9)G^2(0)M_0^2(0)G^3(6)\rho} \\
&= 5002(31), \\
M_{\Upsilon S_2} &= 10015(20)_{t_c(9)m_b(2)\Lambda(16)\bar{u}u(17)G^2(0)M_0^2(0)G^3(5)\rho} \\
&= 10015(33). \quad (34)
\end{aligned}$$

The splitting (in units of MeV) with the first radial excitation approximately given by $\sqrt{t_c}$ is:

$$M'_{J/\psi S_2} - M_{J/\psi S_2} \approx 298, \quad M'_{\Upsilon S_2} - M_{\Upsilon S_2} \approx 213. \quad (35)$$

⁹The low-mass $\pi^+\pi^-$ invariant mass due to the σ meson is expected to result mainly from its gluon rather than from its quark component [44, 45] such that an eventual quark-gluon hybrid meson nature of the Y_c is also possible.

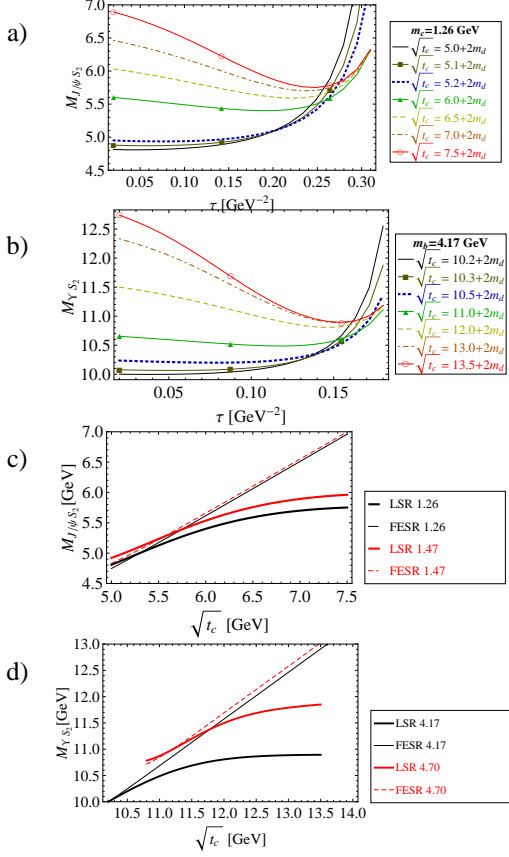


Figure 6: a) τ -behaviour of $M_{J/\psi S_2}$ for different values of t_c and for $m_c = 1.26$ GeV; b) τ -behaviour of $M_{\Upsilon S_2}$ for different values of t_c and for $m_b = 4.17$ GeV; c) t_c -behaviour of the extremas in τ of $M_{J/\psi S_2}$ for $m_c = 1.26 - 1.47$ GeV; d) the same as c) but for $M_{\Upsilon S_2}$ for $m_b = 4.17 - 4.70$ GeV.

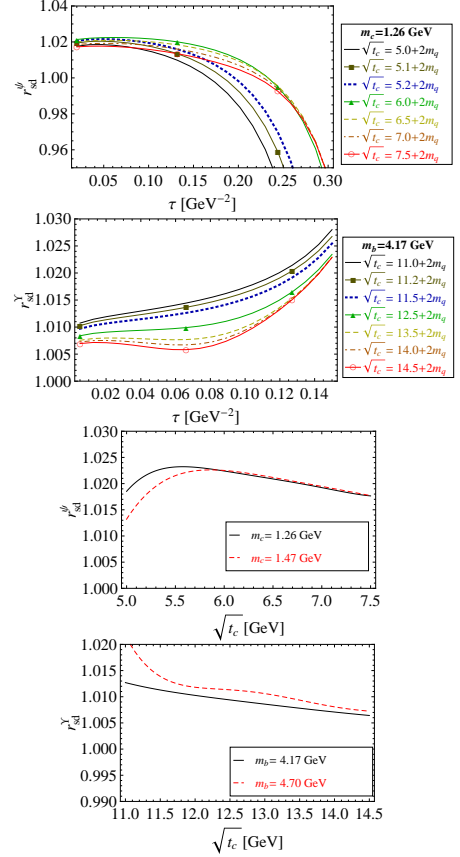


Figure 7: a) τ -behaviour of r_{sd}^{ψ} for different values of t_c and for $m_c = 1.26$ GeV; b) τ -behaviour of r_{sd}^{Υ} for different values of t_c and for $m_b = 4.17$ GeV; c) t_c -behaviour of the extremas in τ of r_{sd}^{ψ} for $m_c = 1.26 - 1.47$ GeV; d) the same as c) but for r_{sd}^{Υ} for $m_b = 4.17 - 4.70$ GeV.

In the same way, we show in Figs. 7 the τ and t_c behaviours of the $SU(3)$ breaking ratios, from which, we can deduce:

$$\begin{aligned} r_{sd}^{\psi} &\equiv \frac{M_{J/\psi S_3}}{M_{J/\psi S_2}} = 1.022(0.2)_{m_c(5)_{m_s}(2)_{\kappa}}, \\ r_{sd}^{\Upsilon} &\equiv \frac{M_{\Upsilon S_3}}{M_{\Upsilon S_2}} = 1.011(1)_{m_b(2)_{m_s}(0.2)_{\kappa}}, \end{aligned} \quad (36)$$

where $S_3 \equiv \bar{s}s$ is a scalar meson. Then, we obtain in MeV:

$$M_{J/\psi S_3} = 5112(41), \quad M_{\Upsilon S_3} = 10125(40), \quad (37)$$

corresponding to the $SU(3)$ mass-splittings:

$$\Delta M_{sd}^{J/\psi} \simeq \Delta M_{sd}^{\Upsilon} \approx 110 \text{ MeV}. \quad (38)$$

The mass-splittings in Eq. (38) are comparable with the ones obtained previously.

Doing the same exercise for the octet current, we deduce the results in Table 4 where the molecule associated to the octet current is 100 (resp. 250) MeV above the one of the singlet current for J/ψ (resp. Υ) contrary to the 1^{++} case discussed in [2]. The ratio of $SU(3)$ breakings are respectively 1.022(5) and 1.010(2) in the c and b channels which are comparable with the ones in Eq. 36. When comparing our results with the ones in Ref. [19], we notice that the low central value of $M_{J/\psi S_2}$ obtained there (which we reproduce) corresponds to a smaller

value of $m_c = 1.23$ GeV and mainly to a low value of $\sqrt{t_c} = 5.1$ GeV which does not coincides with the common solution $\sqrt{t_c} = 5.3$ GeV from LSR and FESR. On the opposite, the large value of $M_{\Upsilon S_2} = 10.74$ (resp. 11.09) GeV obtained there corresponds to a too high value $\sqrt{t_c} = 11.3$ (resp. 11.7) GeV compared with the LSR and FESR solution $\sqrt{t_c} = 10.23$ (resp. 10.48) GeV for the singlet (resp. octet) current.

5. 0^{++} four-quark and molecule masses from QSSR

In the following, we extend the previous analysis to the case of the 0^{++} mesons.

• Y_{Qd}^0 mass ratio from LSR and FESR

We do the analysis of the Y_{cd}^0 and Y_{bd}^0 masses using LSR and FESR. We show the results in Figs 8 from which we deduce in MeV, for the running quark masses, and respectively for $\sqrt{t_c} = 5.55$ and 11.62(4) GeV:

$$\begin{aligned} M_{Y_{cd}^0} &= 5295(14)_{m_c(6)_{\Lambda}(38)_{\bar{u}u}(10)_{G^2}(12)_{\rho}} \\ &= 5295(44) \text{ MeV}, \\ M_{Y_{bd}^0} &= 11236(20)_{t_c(12)_{m_b}(1)_{\Lambda}(6)_{\bar{u}u}(30)_{G^2}(2)_{\rho}} \\ &= 11236(39) \text{ MeV}. \end{aligned} \quad (39)$$

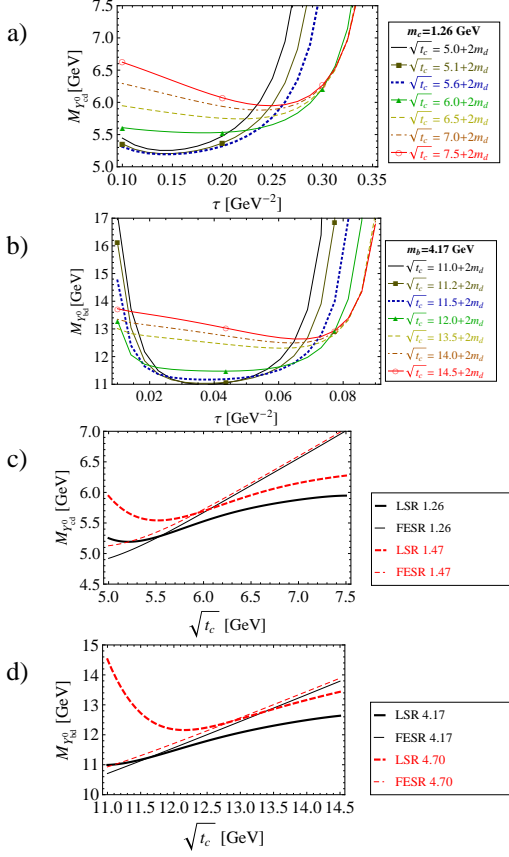


Figure 8: **a)** τ -behaviour of Y_{cd}^0 for different values of t_c and for $m_c = 1.26$ GeV ; **b)** τ -behaviour of Y_{bd}^0 for different values of t_c and for $m_b = 4.17$ GeV; **c)** t_c -behaviour of the extremas in τ of Y_{cd}^0 for $m_c = 1.26 - 1.47$ GeV; **d)** the same as c) but for Y_{bd}^0 for $m_b = 4.17 - 4.70$ GeV.

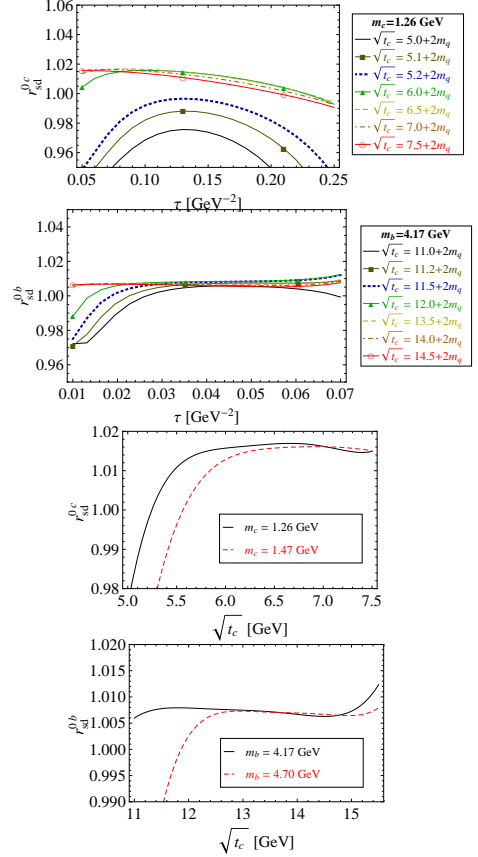


Figure 9: **a)** τ -behaviour of r_{sd}^{0c} for different values of t_c and for $m_c = 1.26$ GeV; **b)** τ -behaviour of r_{sd}^{0b} for different values of t_c and for $m_b = 4.17$ GeV; **c)** t_c -behaviour of the extremas in τ of r_{sd}^{0c} for $m_c = 1.26 - 1.47$ GeV; **d)** the same as c) but for r_{sd}^{0b} for $m_b = 4.17 - 4.70$ GeV.

One can notice that the splittings between the lowest ground state and the 1st radial excitation approximately given by $\sqrt{t_c}$ is in MeV:

$$M'_{Y_{cd}^0} - M_{Y_{cd}^0} \simeq 255(44), \quad M'_{Y_{bd}^0} - M_{Y_{bd}^0} \simeq 380(33), \quad (40)$$

which, like in the case of the 1^{--} states are smaller than the ones of the J/ψ and Υ , and are (almost) heavy-flavour independent.

• $SU(3)$ breaking for $M_{Y_{Qs}^0}$ from DRSR

We show in Figs. 9 the τ and t_c behaviours of the $SU(3)$ breaking ratios:

$$r_{sd}^{0Q} \equiv \frac{Y_{Qs}^0}{Y_{Qd}^0} : \quad Q \equiv c, b, \quad (41)$$

from which we deduce:

$$\begin{aligned} r_{sd}^{0c} &= 1.015(1)_{m_c}(3.8)m_s(1.4)_\kappa(1)_{\bar{u}u}(0.7)_\rho, \\ r_{sd}^{0b} &= 1.009(1)_{m_c}(1.7)m_s(0.3)_\kappa, \end{aligned} \quad (42)$$

leading (in units of MeV) to:

$$M_{Y_{cs}^0} = 5374(50), \quad M_{Y_{bs}^0} = 11337(45), \quad (43)$$

and the $SU(3)$ mass-splittings:

$$\Delta M_{sd}^{Y_c^0} \simeq 79 \approx \Delta M_{sd}^{Y_b^0} \simeq 101 \text{ MeV}. \quad (44)$$

• $M_{D_d D_d}$ and $M_{B_d B_d}$ from LSR and FESR

We show the τ and t_c behaviours of the masses $M_{D_d D_d}$ and $M_{B_d B_d}$ in Figs 10. Like in previous sections, we consider as a final result (in units of MeV) the one corresponding to the running masses for $\sqrt{t_c} = 6.25(3)$ and 12.02 GeV:

$$\begin{aligned} M_{D_d D_d} &= 5955(24)_{t_c}(14)_{m_c}(5)_\Lambda(36)_{\bar{u}u}(4)_{G^2}(4)_{G^3}(12)_\rho \\ &= 5955(48), \\ M_{B_d B_d} &= 11750(12)_{m_b}(4)_\Lambda(35)_{\bar{u}u}(7)_{G^2}(3)_{G^3}(12)_\rho \\ &= 11750(40) \end{aligned} \quad (45)$$

One can notice that the splittings between the lowest ground state and the 1st radial excitation approximately given by $\sqrt{t_c}$ is in MeV:

$$M'_{D_d D_d} - M_{D_d D_d} \approx 290, \quad M'_{B_d B_d} - M_{B_d B_d} \approx 270, \quad (46)$$

which, like in the case of the 1^{--} states are smaller than the ones of the J/ψ and Υ , and almost heavy-flavour independent.

• $SU(3)$ breaking for $M_{\bar{D}_s D_s}$ and $M_{\bar{B}_s B_s}$ from DRSR

We show in Fig. 11 the τ -behaviour of the $SU(3)$ mass ratios for different values of t_c and the t_c behaviour of their τ -extremas. Therefore, we deduce:

$$r_{sd}^{0D} \equiv \frac{M_{D_s D_s}}{M_{D_d D_d}} = 1.015(1)_{m_c}(4)m_s(2)_\kappa(1)_{\bar{u}u}(0.5)_\rho,$$

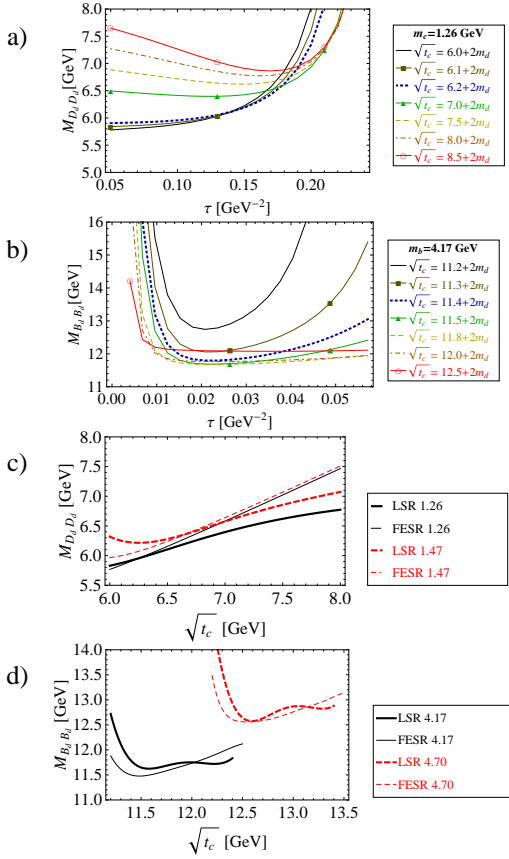


Figure 10: **a)** τ -behaviour of $M_{D_s D_s}$ for different values of t_c and for $m_c = 1.26$ GeV; **b)** τ -behaviour of $M_{B_s B_s}$ for different values of t_c and for $m_b = 4.17$ GeV; **c)** t_c -behaviour of the extremas in τ of $M_{D_s D_s}$ and for $m_c = 1.26 - 1.47$ GeV; **d)** the same as c) but for $M_{B_s B_s}$ and for $m_b = 4.17 - 4.70$ GeV.

$$r_{sd}^{OB} \equiv \frac{M_{B_s B_s}}{M_{B_d B_d}} = 1.008(1)_{m_c}(4)_{m_s}(2)_{\kappa}(1)_{\bar{u}u}(0.5)_{\rho}. \quad (47)$$

Using the previous values of $M_{D_s D_s}$ and $M_{B_s B_s}$, we deduce in MeV:

$$M_{D_s D_s} = 6044(56), \quad M_{B_s B_s} = 11844(50), \quad (48)$$

which corresponds to a $SU(3)$ splitting:

$$\Delta M_{sd}^{DD} \approx 89 \text{ MeV} \approx \Delta M_{sd}^{BB} \approx 94 \text{ MeV}. \quad (49)$$

6. Summary and conclusions

We have studied the spectra of the 1^{--} and 0^{++} four-quarks and molecules states by combining Laplace (LSR) and finite energy (FESR) sum rules. The $SU(3)$ mass-splittings have been obtained using double ratios of sum rules (DRSR). We consider the present results as improvement of the existing ones in the literature extracted only from LSR where the criterion for fixing the value of the continuum thresholds are often ad hoc or based on the ones of the standard charmonium/bottomium systems mass-splittings which are not confirmed by the present analysis. Our results are summarized in Table 4. We find that :

- The three $Y_c(4260, 4360, 4660)$ 1^{--} experimental candidates are too low for being pure four-quark or/and molecule

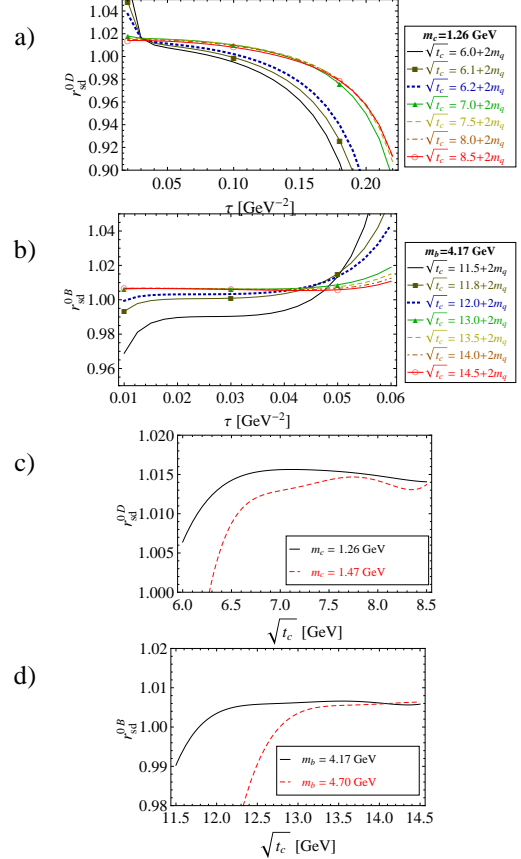


Figure 11: **a)** τ -behaviour of r_{sd}^{OB} for different values of t_c and for $m_c = 1.26$ GeV; **b)** τ -behaviour of r_{sd}^{OB} for different values of t_c and for $m_b = 4.17$ GeV; **c)** t_c -behaviour of the inflexion points (or minimas) of r_{sd}^{OB} from Fig 5a; **d)** the same for the b quark using r_{sd}^{OB} from Fig 5b.

$\bar{D}D^*$ and $J/\psi S_2$ states but can result from their mixings. The $Y_b(10890)$ is lower than the predicted values of the four-quark and $\bar{B}B^*$ molecule masses but heavier than the predicted ΥS_2 and ΥS_3 molecule states. Our results may indicate that some other natures (hybrids, threshold effects,...) of these states are not excluded. One can notice that our predictions for the masses are above the corresponding meson-meson thresholds indicating that these exotic states can be weakly bounded.

- There is a regularity of about (250-300) MeV which are (almost) flavour-independent for the value of the mass-splittings between the lowest ground state and the 1st radial excitation roughly approximated by the value of the continuum threshold $\sqrt{t_c}$. These values are much smaller than the one of 500 MeV of ordinary charmonium and bottomium states and do not support some ad hoc choice used in the literature for fixing the t_c -values when extracting the optimal results from the LSR.

- There is also a regularity of about 70–90 MeV for the $SU(3)$ mass-splittings of the different states which are also (almost) flavour-independent.

- The spin 0 states are in different channels much more heavier (≥ 400 MeV) than the spin 1 states expect for the Y_{bq} four-quark states where they are almost degenerated. We plan to come back to analyze this peculiar point in a future publication.

It is likely that some other non-perturbative approaches such

Table 4: Masses of the four-quark and molecule states from the present analysis combining Laplace (LSR) and Finite Energy (FESR). We have used double ratios (DRSR) of sum rules for extracting the $SU(3)$ mass-splittings. The results correspond to the value of the running heavy quark masses but the $SU(3)$ mass-splittings are less affected by such definitions. As already mentioned in the text for simplifying notations, D and B denote the scalar D_0^* and B_0^* mesons. The errors do not take into account the unknown ones from PT corrections.

States		States	
<i>Four-quarks</i>	1^{--}		0^{++}
Y_{cd}	4818(27)	Y_{cd}^0	5295(44)
Y_{cs}	4900(67)	Y_{cs}^0	5374(50)
Y_{bd}	11256(49)	Y_{bd}^0	11237(33)
Y_{bs}	11334(55)	Y_{bs}^0	11338(40)
<i>Molecules</i>	1^{--}		0^{++}
$\bar{D}_d^* D_d$	5268(24)	$\bar{D}_d D_d$	5955(48)
$\bar{D}_s^* D_s$	5363(33)	$\bar{D}_s D_s$	6044(56)
$\bar{B}_d^* B_d$	11302(30)	$\bar{B}_d B_d$	11750(40)
$\bar{B}_s^* B_s$	11370(40)	$\bar{B}_s B_s$	11844(50)
<i>Singlet current</i>	1^{--}	<i>Octet current</i>	1^{--}
$J/\psi S_2$	5002(31)		5118(29)
$J/\psi S_3$	5112(41)		5231(40)
ΥS_2	10015(33)		10268(28)
ΥS_3	10125(40)		10371(45)

as potential models, heavy quark symmetry, AdS/QCD and lattice calculations check the previous new features on mass-splittings and mass values derived in this paper, while future experiments (LHCb, Belle, Babar,...) can test our predictions.

Acknowledgment

This work has been partly supported by the CNRS-IN2P3 within the project Non-Perturbative QCD and Hadron Physics, by the CNRS-FAPESP program and by CNPq-Brazil. S.N. has been partly supported by the Abdus Salam ICTP-Trieste (Italy) as an ICTP consultant for Madagascar.

References

- [1] R.D. Matheus, S. Narison, M. Nielsen, J.M. Richard, *Phys. Rev.* **D75** (2007) 014005; J. M. Dias, S. Narison, F.S. Navarra, M. Nielsen, J. M. Richard, *Phys. Lett.* **B703** (2011) 274.
- [2] S. Narison, F.S. Navarra, M. Nielsen, *Phys. Rev.* **D83** (2011) 016004.
- [3] For reviews, see e.g.: E. S. Swanson, *Phys. Rept.* **429**, 243 (2006); J. M. Richard, *Nucl. Phys. (Proc. Suppl.)* **B164** (2007) 131; F. S. Navarra, M. Nielsen, S. H. Lee, *Phys. Rep.* **497** (2010) 41; N. Brambilla, et al., *Eur. Phys. J.* **C71** (2011) 1534; S. L. Zhu, *Int. J. Mod. Phys.* **E 17** (2008) 283.
- [4] M.A. Shifman, A.I. and Vainshtein and V.I. Zakharov, *Nucl. Phys.* **B147** (1979) 385; M.A. Shifman, A.I. and Vainshtein and V.I. Zakharov, *Nucl. Phys.* **B147** (1979) 448.
- [5] For reviews, see e.g., S. Narison, *QCD as a theory of hadrons, Cambridge Monogr. Part. Phys. Nucl. Phys. Cosmol.* **17** (2002) 1 [hep-h/0205006]; *ibid*, *QCD spectral sum rules*, *World Sci. Lect. Notes Phys.* **26** (1989) 1; *ibid*, *Acta Phys. Pol.* **B26** (1995) 687; *ibid*, *Phys. Rept.* **84** (1982) 263; *ibid*, hep-ph/9510270 (1995).
- [6] L.J. Reinders, H. Rubinstein and S. Yazaki, *Phys. Rept.* **127** (1985) 1.
- [7] S. Narison, *Phys. Lett.* **B210** (1988) 238.
- [8] S. Narison, *Phys. Lett.* **B387** (1996) 162; *ibid*, *Phys. Lett.* **B605** (2005) 319; *ibid*, *Phys. Lett.* **B322** (1994) 327; *ibid*, *Phys. Rev.* **D74** (2006) 034013; *ibid*, *Phys. Lett.* **B358** (1995) 113; *ibid*, *Phys. Lett.* **B466** (1999) 34.
- [9] R.M. Albuquerque, S. Narison, *Phys. Lett.* **B694** (2010) 217; R.M. Albuquerque, S. Narison, M. Nielsen, *Phys. Lett.* **B684** (2010) 236.
- [10] S. Narison, *Phys. Lett.* **B337** (1994) 166; *Phys. Lett.* **B668** (2008) 308.
- [11] S.-K. Choi *et al.* [Belle Collaboration], *Phys. Rev. Lett.* **91** (2003) 262001.
- [12] B. Aubert *et al.* [BABAR Collaboration], *Phys. Rev.* **D71** (2005) 071103.
- [13] D. Acosta *et al.* [CDF II Collaboration], *Phys. Rev. Lett.* **93** (2004) 072001.
- [14] V. M. Abazov *et al.* [D0 Collaboration], *Phys. Rev. Lett.* **93** (2004) 162002.
- [15] W. Chen and S. L. Zhu, *Phys. Rev.* **D83** (2011) 034010.
- [16] B. Aubert *et al.* [BABAR Collaboration], arXiv:0808.1543v2 [hep-ex]; *Phys. Rev.* **D98** (2007) 212001.
- [17] X. L. Wang *et al.* [Belle Collaboration], *Phys. Rev. Lett.* **99** (2007) 142002.
- [18] R. M. Albuquerque and M. Nielsen, *Nucl. Phys.* **A815** (2009) 53; Erratum-*ibid.* **A857** (2011) 48.
- [19] R. M. Albuquerque and M. Nielsen, *Phys. Rev.* **D84** (2011) 116004.
- [20] B. Aubert *et al.* [BABAR Collaboration], *Phys. Rev. Lett.* **101** (2008) 082001.
- [21] S.-K. Choi *et al.* [Belle Collaboration], *Phys. Rev. Lett.* **94** (2005) 182002.
- [22] T. Aaltonen *et al.* [CDF II Collaboration], *Phys. Rev. Lett.* **102** (2009) 242002.
- [23] K. -F. Chen et al. [Belle Collaboration], *Phys. Rev.* **D82** (2010) 091106 .
- [24] E.G. Floratos, S. Narison and E. de Rafael, *Nucl. Phys.* **B155** (1979) 155.
- [25] S. Narison and R. Tarrach, *Phys. Lett.* **B125** (1983) 217.
- [26] S. Narison, *Phys. Lett.* **B693** (2010) 559; Erratum *ibid* 705 (2011) 544; *ibid*, *Phys. Lett.* **B706** (2011) 412; *ibid*, *Phys. Lett.* **B707** (2012) 259.
- [27] S. Narison, *Phys. Lett.* **B673** (2009) 30.
- [28] E. Braaten, S. Narison and A. Pich, *Nucl. Phys.* **B373**, 581 (1992); S. Narison and A. Pich, *Phys. Lett.* **B211** (1988) 183.
- [29] For reviews, see e.g.: S. Narison, *Phys.Rev.* **D74** (2006) 034013; *ibid*, arXiv:hep-ph/0202200; *ibid*, *Nucl.Phys.Proc.Suppl.* **86** (2000) 242; *ibid*, *Phys. Lett.* **B216** (1989) 191; *ibid*, *Phys. Lett.* **B358** (1995) 113; *ibid*, *Phys. Lett.* **B466** (1999) 345; *ibid*, *Riv. Nuov. Cim.* **10N2** (1987) 1; S. Narison, H.G. Dosch, *Phys. Lett.* **B417** (1998) 173; S. Narison, N. Paver, E. de Rafael and D. Treleani, *Nucl. Phys.* **B212** (1983) 365; S. Narison, E. de Rafael, *Phys. Lett.* **B103** (1981) 57; C. Becchi, S. Narison, E. de Rafael, F.J. Yndurain, *Z. Phys.* **C8** (1981) 335.
- [30] K. Nakamura et al. (PDG), *Journal Physics* **G37**, 075021 (2010).
- [31] S. Narison, *Phys. Lett.* **B197**(1987) 405 ; *ibid*, *Phys. Lett.* **B341** (1994) 73 ; *ibid*, *Phys. Lett.* **B520** (2001) 115.
- [32] B.L. Ioffe and K.N. Zybalyuk, *Eur. Phys. J.* **C27** (2003) 229 ; B.L. Ioffe, *Prog. Part. Nucl. Phys.* **56** (2006) 232.
- [33] Y. Chung et al.*Z. Phys.* **C25** (1984) 151; H.G. Dosch, Non-Perturbative Methods (Montpellier 1985); H.G. Dosch, M. Jamin and S. Narison, *Phys. Lett.* **B220** (1989) 251.
- [34] B.L. Ioffe, *Nucl. Phys.* **B188** (1981) 317; B.L. Ioffe, **B191** (1981) 591; A.A.Ovchinnikov and A.A.Pivovarov, *Yad. Fiz.* **48** (1988) 1135.
- [35] G. Launer, S. Narison and R. Tarrach, *Z. Phys.* **C26** (1984) 433.
- [36] S. Narison, *Phys. Lett.* **B300** (1993) 293; *ibid* **B361** (1995) 121.
- [37] R.A. Bertlmann, G. Launer and E. de Rafael, *Nucl. Phys.* **B250** (1985) 61; R.A. Bertlmann et al., *Z. Phys.* **C39** (1988) 231.
- [38] F.J. Yndurain, hep-ph/9903457.
- [39] S. Narison, *Phys. Lett.* **B387** (1996) 162.
- [40] J.S. Bell and R.A. Bertlmann, *Nucl. Phys.* **B227** (1983) 435; R.A. Bertlmann, *Acta Phys. Austriaca* **53** (1981) 305; R.A. Bertlmann and H. Neufeld, *Z. Phys.* **C27** (1985) 437.
- [41] S. Narison, *Phys. Lett.* **B361** (1995) 121; S. Narison, *Phys. Lett.* **B624** (2005) 223.
- [42] K. Chetyrkin, S. Narison and V.I. Zakharov, *Nucl. Phys.* **B550** (1999) 353; S. Narison and V.I. Zakharov, *Phys. Lett.* **B522** (2001) 266; S. Narison and V.I. Zakharov, *Phys. Lett.* **B679** (2009) 355.
- [43] For reviews, see e.g.: V.I. Zakharov, *Nucl. Phys. Proc. Suppl.* **164** (2007) 240; S. Narison, *Nucl. Phys. Proc. Suppl.* **164** (2007) 225.
- [44] S. Narison and G. Veneziano, *Int. J. Mod. Phys.* **A4** (1989) 2751; S. Narison, *Nucl. Phys.* **B509** (1998) 312.
- [45] P. Minkowski, W. Ochs, *Eur. Phys. J.* **C9** (1999) 283; G. Mennessier, S. Narison, W. Ochs, *Phys. Lett.* **B665** (2008) 205; *Nucl. Phys. Proc. Suppl.* **238** (2008) 181; G. Mennessier, P. Minkowski, S. Narison, W. Ochs, HEPHAD 07 Conference, SLAC Econf C0709107, arXiv: 0707.4511 [hep-ph] (2007); R. Kaminski, G. Mennessier and S. Narison, *Phys. Lett.* **B680** (2009) 148; G. Mennessier, S. Narison and X.-G. Wang, *Phys. Lett.* **B688** (2010) 59; *ibid*, *Phys. Lett.* **B696** (2011) 40.

Table 2: QCD expression of the Four-Quark Spectral Functions to lowest order in α_s , and up to dimension-six condensates: $Q \equiv c, b$ is the heavy quark field.

Current	$f_{4q}^\mu = \frac{\epsilon_{abc\epsilon d\epsilon c}}{\sqrt{2}} \left[(s_a^T C \gamma_5 Q_b) (\bar{s}_d \gamma^\mu \gamma_5 C \bar{Q}_e^T) + (s_a^T C \gamma_5 \gamma^\mu Q_b) (\bar{s}_d \gamma_5 C \bar{Q}_e^T) \right]$
1⁻⁻	Spectral function $\frac{1}{\pi} \text{Im } \Pi^{(1)}(s)$
Pert	$-\frac{1}{3 \cdot 2^{10} \pi^6} \int_{\alpha_{\min}}^{\alpha_{\max}} \frac{d\alpha}{\alpha^3} \int_{\beta_{\min}}^{1-\alpha} \frac{d\beta}{\beta^3} (1-\alpha-\beta) \left[2m_Q^2 (1-\alpha-\beta)^2 \mathcal{F}_3 - 3(1+\alpha+\beta) \mathcal{F}_4 \right],$
$\langle \bar{s}s \rangle$	$\frac{m_s \langle \bar{s}s \rangle}{2^5 \pi^4} \left\{ \int_{\alpha_{\min}}^{\alpha_{\max}} \frac{d\alpha}{\alpha} \left[\frac{\mathcal{H}_2}{(1-\alpha)} - \int_{\beta_{\min}}^{1-\alpha} \frac{d\beta}{\beta} \left[m_Q^2 (5-\alpha-\beta) \mathcal{F}_1 + 2 \mathcal{F}_2 \right] \right] \right\},$
$\langle G^2 \rangle$	$-\frac{\langle g^2 G^2 \rangle}{3^2 \cdot 2^{11} \pi^6} \int_{\alpha_{\min}}^{\alpha_{\max}} \frac{d\alpha}{\alpha} \int_{\beta_{\min}}^{1-\alpha} \frac{d\beta}{\beta^3} \left\{ 2m_Q^4 \alpha (1-\alpha-\beta)^3 + 3m_Q^2 (1-\alpha-\beta) [2-2\alpha(4+\alpha+\beta) - \beta(1+\alpha+\beta)] \mathcal{F}_1 + 6\beta(1-2\alpha-2\beta) \mathcal{F}_2 \right\},$
$\langle \bar{s}g\sigma Gs \rangle$	$\frac{\langle \bar{s}g\sigma Gs \rangle}{3 \cdot 2^7 \pi^4} \int_{\alpha_{\min}}^{\alpha_{\max}} d\alpha \left\{ \int_{\beta_{\min}}^{1-\alpha} \frac{d\beta}{\beta} \left[\frac{3m_Q}{\alpha^2} [\alpha(1-\alpha-\beta) + 2\beta(\alpha+\beta)] \mathcal{F}_1 + m_s [m_Q^2(9-3\alpha-5\beta) + 7 \mathcal{F}_1] \right] - \frac{2m_s}{\alpha} [8m_Q^2\alpha + (1-\alpha) \mathcal{H}_1] \right\},$
$\langle \bar{s}s \rangle^2$	$-\frac{\rho(\bar{s}s)^2}{24 \pi^2} \int_{\alpha_{\min}}^{\alpha_{\max}} d\alpha \left[3m_Q^2 - \alpha(1-\alpha)s \right]$
$\langle G^3 \rangle$	$-\frac{m_Q^2 \langle g^3 G^3 \rangle}{5 \cdot 3^2 \cdot 2^{14} \pi^6} \left\{ 40 \int_{\alpha_{\min}}^{\alpha_{\max}} d\alpha \int_{\beta_{\min}}^{1-\alpha} \frac{d\beta}{\beta^3} (1-\alpha-\beta) [1-\alpha(5+2\alpha+2\beta) - \beta(2-\alpha-\beta)] \right.$ $\left. + m_Q^2 \int_0^1 d\alpha \int_0^1 \frac{d\beta}{\beta^3} e^{-\frac{(\alpha+\beta)}{a\beta} m_Q^2 \tau} (1-\alpha-\beta) \left[25\beta - \alpha\beta(62-13\alpha-13\beta) - 25\beta^2(2-\alpha-\beta) - 2m_Q^2 \tau(1-\alpha-\beta)^2 \right] \right\}.$
0⁺⁺	Spectral function $\frac{1}{\pi} \text{Im } \Pi^{(0)}(s)$
Pert	$-\frac{1}{3 \cdot 2^{10} \pi^6} \int_{\alpha_{\min}}^{\alpha_{\max}} \frac{d\alpha}{\alpha^3} \int_{\beta_{\min}}^{1-\alpha} \frac{d\beta}{\beta^3} (1-\alpha-\beta) \left[12m_Q^4 (\alpha+\beta)(1-\alpha-\beta)^2 \mathcal{F}_2 - 2m_Q^2 (1-\alpha-\beta)(7-19\alpha-19\beta) \mathcal{F}_3 - 3(7-9\alpha-9\beta)^2 \mathcal{F}_4 \right],$
$\langle \bar{s}s \rangle$	$\frac{m_s \langle \bar{s}s \rangle}{2^5 \pi^4} \left\{ \int_{\alpha_{\min}}^{\alpha_{\max}} d\alpha \frac{\mathcal{H}_2}{\alpha(1-\alpha)} - \int_{\alpha_{\min}}^{\alpha_{\max}} \frac{d\alpha}{\alpha} \int_{\beta_{\min}}^{1-\alpha} \frac{d\beta}{\beta} \left[m_Q^2 (5-\alpha-\beta) \mathcal{F}_1 + 2 \mathcal{F}_2 \right] \right\},$
$\langle G^2 \rangle$	$-\frac{\langle g^2 G^2 \rangle}{3^2 \cdot 2^{11} \pi^6} \left\{ \int_{\alpha_{\min}}^{\alpha_{\max}} \frac{d\alpha}{\alpha} \int_{\beta_{\min}}^{1-\alpha} \frac{d\beta}{\beta^3} \left[2m_Q^4 (1-\alpha-\beta)^2 (7\alpha^2 + 5\alpha(1+2\beta) + 3\beta(2+\beta)) + 3m_Q^2 (1-\alpha-\beta) (6\alpha^2 + \alpha(8+25\beta) + \beta(3+19\beta) - 6) \mathcal{F}_1 \right. \right.$ $\left. - 6\beta(9-10\alpha-10\beta) \mathcal{F}_2 \right] - 4m_Q^6 \int_0^1 d\alpha \int_0^1 d\beta \left[\frac{(\alpha+\beta)(1-\alpha-\beta)^3}{\alpha\beta^4} \right] e^{-\frac{(\alpha+\beta)}{a\beta} m_Q^2 \tau} \right\},$
$\langle \bar{s}g\sigma Gs \rangle$	$\frac{\langle \bar{s}g\sigma Gs \rangle}{3 \cdot 2^7 \pi^4} \left\{ 3m_Q \int_{\alpha_{\min}}^{\alpha_{\max}} \frac{d\alpha}{\alpha} \int_{\beta_{\min}}^{1-\alpha} \frac{d\beta}{\beta} \left[2m_Q^2 (1-\alpha-\beta)(\alpha+\beta)(\alpha-2\beta) + (3\alpha^2 - 3\alpha(1+\beta) + 2\beta(2-3\beta)) \mathcal{F}_1 \right] \right.$ $\left. - 2m_s \int_{\alpha_{\min}}^{\alpha_{\max}} \frac{d\alpha}{\alpha} [2m_Q^2\alpha - (1+9\alpha) \mathcal{H}_1] - m_s \int_{\alpha_{\min}}^{\alpha_{\max}} d\alpha \int_{\beta_{\min}}^{1-\alpha} \frac{d\beta}{\beta} \left[m_Q^2(9-17\alpha-19\beta) + 21 \mathcal{F}_1 \right] - 2m_s m_Q^4 \int_0^1 d\alpha \int_0^1 d\beta \frac{(\alpha+\beta)(3-3\alpha-5\beta)}{a\beta^2} e^{-\frac{(\alpha+\beta)}{a\beta} m_Q^2 \tau} \right\},$
$\langle \bar{s}s \rangle^2$	$\frac{\rho(\bar{s}s)^2}{8 \pi^2} \int_{\alpha_{\min}}^{\alpha_{\max}} d\alpha \left[m_Q^2 - \alpha(1-\alpha)s \right],$
$\langle G^3 \rangle$	$-\frac{\langle g^3 G^3 \rangle}{5 \cdot 3^2 \cdot 2^{14} \pi^6} \left\{ 40 \int_{\alpha_{\min}}^{\alpha_{\max}} d\alpha \int_{\beta_{\min}}^{1-\alpha} \frac{d\beta}{\beta^3} (1-\alpha-\beta) \left[2\alpha^2 + \alpha(5+\beta) - (1-\beta)^2 \right] - m_Q^4 \int_0^1 d\alpha \int_0^1 \frac{d\beta}{\beta^3} (1-\alpha-\beta) e^{-\frac{(\alpha+\beta)}{a\beta} m_Q^2 \tau} \left[4m_Q^4 \tau^2 (\alpha+\beta)(1-\alpha-\beta)^2 \right. \right.$ $\left. + 2m_Q^2 \tau \beta (1-\alpha-\beta) (16\alpha^2 - \alpha(28-41\beta) - 25\beta(1-\beta)) - \beta^2 (147\alpha^3 - 80\beta(1-\beta)^2 - 2\alpha^2(33-101\beta) - 5\alpha(1-\beta)(21-5\beta)) \right] \right\},$
with :	$\mathcal{F}_k = [m_Q^2(\alpha+\beta) - \alpha\beta s]^k, \quad \mathcal{H}_k = [m_Q^2 - \alpha(1-\alpha)s]^k, \quad \beta_{\min} = \alpha m_Q^2 / (s\alpha - m_Q^2),$ $\alpha_{\min} = \frac{1}{2}(1-v), \quad \alpha_{\max} = \frac{1}{2}(1+v), \quad v \text{ the } Q\text{-quark velocity: } v \equiv \sqrt{1-4m_Q^2/s} \text{ and } z \equiv \frac{m_Q^2(\alpha+\beta)}{a\beta}$

Table 3: QCD expression of the Molecule Spectral Functions to lowest order in α_s , and up to dimension-six condensates: $Q \equiv c, b$ is the heavy quark field, while g' and Λ' are coupling and scale associated to an effective Van Der Waals force.

Current	$j_{mol}^\mu = \frac{1}{\sqrt{2}} \left(\frac{g'}{\Lambda'^2} \right)_{\text{eff}}^2 \left[(\bar{s}\gamma^\mu Q)(\bar{Q}s) + (\bar{Q}\gamma^\mu s)(\bar{s}Q) \right]$
1⁻⁻	Spectral function $\frac{1}{\pi} \text{Im } \Pi^{(1)}(s)$
Pert	$-\frac{1}{2^{12} \pi^6} \int_{\alpha_{\min}}^{\alpha_{\max}} \frac{d\alpha}{\alpha^3} \int_{\beta_{\min}}^{1-\alpha} \frac{d\beta}{\beta^3} (1-\alpha-\beta) \mathcal{F}_3 \left[2m_Q^2 (1-\alpha-\beta)^2 - 3(1+\alpha+\beta) \mathcal{F}_1 \right],$
$\langle \bar{s}s \rangle$	$\frac{3m_s \langle \bar{s}s \rangle}{2^7 \pi^4} \left\{ \int_{\alpha_{\min}}^{\alpha_{\max}} \frac{d\alpha}{\alpha(1-\alpha)} \mathcal{H}_2 - \int_{\alpha_{\min}}^{\alpha_{\max}} \frac{d\alpha}{\alpha} \int_{\beta_{\min}}^{1-\alpha} \frac{d\beta}{\beta} \mathcal{F}_1 \left[m_Q^2 (5-\alpha-\beta) + 2\mathcal{F}_1 \right] \right\},$
$\langle G^2 \rangle$	$-\frac{\langle g^2 G^2 \rangle}{3 \cdot 2^{12} \pi^6} \int_{\alpha_{\min}}^{\alpha_{\max}} \frac{d\alpha}{\alpha} \int_{\beta_{\min}}^{1-\alpha} \frac{d\beta}{\beta^3} \left[m_Q^4 \alpha (1-\alpha-\beta)^3 + 3m_Q^2 (1-\alpha-\beta) [1-\alpha(4+\alpha+\beta) + \beta(1-2\alpha-2\beta)] \mathcal{F}_1 + 6\beta(1-2\alpha-2\beta) \mathcal{F}_2 \right],$
$\langle \bar{s}g\sigma Gs \rangle$	$\frac{\langle \bar{s}g\sigma Gs \rangle}{2^8 \pi^4} \left\{ 3m_Q \int_{\alpha_{\min}}^{\alpha_{\max}} \frac{d\alpha}{\alpha^2} \int_{\beta_{\min}}^{1-\alpha} \frac{d\beta}{\beta} \left(\alpha^2 - \alpha(1+\beta) - 2\beta^2 \right) \mathcal{F}_1 - m_s \left[\int_{\alpha_{\min}}^{\alpha_{\max}} \frac{d\alpha}{\alpha} \left(8m_Q^2 \alpha + (2-\alpha) \mathcal{H}_1 \right) - \int_{\alpha_{\min}}^{\alpha_{\max}} \frac{d\alpha}{\alpha} \int_{\beta_{\min}}^{1-\alpha} \frac{d\beta}{\beta} \left(m_Q^2 (9-3\alpha-4\beta) + 7\mathcal{F}_1 \right) \right] \right\},$
$\langle \bar{s}s \rangle^2$	$-\frac{\rho \langle \bar{s}s \rangle^2}{2^6 \pi^2} \int_{\alpha_{\min}}^{\alpha_{\max}} d\alpha \left[3m_Q^2 - \alpha(1-\alpha)s \right],$
$\langle G^3 \rangle$	$-\frac{\langle g^3 G^3 \rangle}{5 \cdot 3 \cdot 2^{16} \pi^6} \left\{ 5 \int_{\alpha_{\min}}^{\alpha_{\max}} d\alpha \int_{\beta_{\min}}^{1-\alpha} \frac{d\beta}{\beta^3} (1-\alpha-\beta) \left[m_Q^2 \left(5\alpha^2 - \alpha(37-19\beta) + 14(1-\beta)^2 \right) - 3(7+9\alpha+9\beta) \mathcal{F}_1 \right] \right. \\ \left. + m_Q^4 \int_{\alpha_{\min}}^{\alpha_{\max}} d\alpha \int_{\beta_{\min}}^{1-\alpha} \frac{d\beta}{\beta^3} e^{-\frac{(\alpha+\beta)}{\alpha\beta} m_Q^2 \tau} (1-\alpha-\beta) \left[2m_Q^2 \tau (1-\alpha-\beta)^2 - \beta \left(50\alpha^2 - \alpha(61-85\beta) + 35(1-\beta)^2 \right) \right] \right\}.$
0⁺⁺	Spectral function $\frac{1}{\pi} \text{Im } \Pi^{(0)}(s)$
Pert	$-\frac{1}{2^{12} \pi^6} \int_{\alpha_{\min}}^{\alpha_{\max}} \frac{d\alpha}{\alpha^3} \int_{\beta_{\min}}^{1-\alpha} \frac{d\beta}{\beta^3} (1-\alpha-\beta) \left[12m_Q^4 (\alpha+\beta)(1-\alpha-\beta)^2 \mathcal{F}_2 - 2m_Q^2 (1-\alpha-\beta)(7-19\alpha-19\beta) \mathcal{F}_3 - 3(7-9\alpha-9\beta) \mathcal{F}_4 \right],$
$\langle \bar{s}s \rangle$	$-\frac{3m_s \langle \bar{s}s \rangle}{2^7 \pi^4} \left\{ \int_{\alpha_{\min}}^{\alpha_{\max}} d\alpha \frac{\mathcal{H}_2}{\alpha(1-\alpha)} + \int_{\alpha_{\min}}^{\alpha_{\max}} \frac{d\alpha}{\alpha} \int_{\beta_{\min}}^{1-\alpha} \frac{d\beta}{\beta} \left[2m_Q^4 (\alpha+\beta)(1-\alpha-\beta) - m_Q^2 (7-11\alpha-11\beta) \mathcal{F}_1 - 10 \mathcal{F}_2 \right] \right\},$
$\langle G^2 \rangle$	$-\frac{\langle g^2 G^2 \rangle}{3 \cdot 2^{12} \pi^6} \int_{\alpha_{\min}}^{\alpha_{\max}} \frac{d\alpha}{\alpha} \int_{\beta_{\min}}^{1-\alpha} \frac{d\beta}{\beta^3} \left[m_Q^4 (1-\alpha-\beta)^2 \left(7\alpha^2 + \alpha(5+19\beta) + 6\beta(1+2\beta) \right) \right. \\ \left. + 3m_Q^2 (1-\alpha-\beta) \left(3\alpha^2 + \alpha(4+25\beta) - \beta(3-22\beta) - 3 \right) \mathcal{F}_1 - 6\beta(9-10\alpha-10\beta) \mathcal{F}_2 \right] - 2m_Q^6 \int_{\alpha_{\min}}^{\alpha_{\max}} d\alpha \int_{\beta_{\min}}^{1-\alpha} d\beta \left[\frac{(\alpha+\beta)(1-\alpha-\beta)^3}{\alpha\beta^4} \right] e^{-\frac{(\alpha+\beta)}{\alpha\beta} m_Q^2 \tau},$
$\langle \bar{s}g\sigma Gs \rangle$	$-\frac{\langle \bar{s}g\sigma Gs \rangle}{2^8 \pi^4} \left\{ 3m_Q \int_{\alpha_{\min}}^{\alpha_{\max}} \frac{d\alpha}{\alpha^2} \int_{\beta_{\min}}^{1-\alpha} \frac{d\beta}{\beta} \left[2m_Q^2 (1-\alpha-\beta)(\alpha+\beta)(\alpha-2\beta) + \left(3\alpha^2 - 3\alpha(1+\beta) + 2\beta(2-3\beta) \right) \mathcal{F}_1 \right] \right. \\ \left. + m_s \int_{\alpha_{\min}}^{\alpha_{\max}} \frac{d\alpha}{\alpha} \left[2m_Q^2 \alpha - (2+9\alpha) \mathcal{H}_1 \right] + m_s \int_{\alpha_{\min}}^{\alpha_{\max}} d\alpha \int_{\beta_{\min}}^{1-\alpha} \frac{d\beta}{\beta} \left[m_Q^2 (9-17\alpha-18\beta) + 21 \mathcal{F}_1 \right] + 2m_s m_Q^4 \int_{\alpha_{\min}}^{\alpha_{\max}} d\alpha \int_{\beta_{\min}}^{1-\alpha} d\beta \frac{(\alpha+\beta)(3-3\alpha-4\beta)}{\alpha\beta^2} e^{-\frac{(\alpha+\beta)}{\alpha\beta} m_Q^2 \tau} \right\},$
$\langle \bar{s}s \rangle^2$	$\frac{3\rho \langle \bar{s}s \rangle^2}{2^5 \pi^2} \int_{\alpha_{\min}}^{\alpha_{\max}} d\alpha \left[m_Q^2 - \alpha(1-\alpha)s \right],$
$\langle G^3 \rangle$	$\frac{\langle g^3 G^3 \rangle}{5 \cdot 3 \cdot 2^{16} \pi^6} \left\{ 5 \int_{\alpha_{\min}}^{\alpha_{\max}} d\alpha \int_{\beta_{\min}}^{1-\alpha} \frac{d\beta}{\beta^3} (1-\alpha-\beta) \left[m_Q^2 \left(59\alpha^2 - \alpha(91-127\beta) + 14-2\beta(41-34\beta) \right) + (33-81\alpha-81\beta) \mathcal{F}_1 \right] \right. \\ \left. + m_Q^4 \int_{\alpha_{\min}}^{\alpha_{\max}} d\alpha \int_{\beta_{\min}}^{1-\alpha} \frac{d\beta}{\beta^3} (1-\alpha-\beta) e^{-\frac{(\alpha+\beta)}{\alpha\beta} m_Q^2 \tau} \left[4m_Q^4 \tau^2 (\alpha+\beta)(1-\alpha-\beta)^2 + 2m_Q^2 \tau \beta (1-\alpha-\beta) \left(53\alpha^2 - \alpha(38-88\beta) - 35\beta(1-\beta) \right) \right. \right. \\ \left. \left. + \beta^2 \left(100\alpha^3 + 140\beta(1-\beta)^2 - 13\alpha^2(23-25\beta) + 5\alpha(1-\beta)(35-73\beta) \right) \right] \right\}.$