

Magnetized dark energy and the late time acceleration

Anil Kumar Yadav^{a,1}, Farook Rahaman^{b,2},
Saibal Ray^{c,3}, G.K. Goswami⁴.

¹Department of Physics, Anand Engineering College, Keetham, Agra 282 007, India

²Department of Mathematics, Jadavpur University, Kolkata 700 032, West Bengal, India

³Department of Physics, Government College of Engineering & Ceramic Technology,
Kolkata 700 010, West Bengal, India

⁴Department of Mathematics, Kalyan P. G. College, Bhilai 490 006, India

Received: date / Accepted: date

Abstract In the present work we have searched the existence of the late time acceleration of the Universe. The matter source that is responsible for the late time acceleration of the Universe consists of cosmic fluid with the equation of state parameter $\omega = p/\rho$ and uniform magnetic field of energy density ρ_B . The study is done here under the framework of spatially homogeneous and anisotropic locally rotationally symmetric (LRS) Bianchi-I cosmological model in the presence of magnetized dark energy. To get the deterministic model of the Universe, we assume that the shear scalar (σ) in the model is proportional to expansion scalar (θ). This condition leads to $A = B^n$, where A and B are metric functions and n is a positive constant giving the proportionality condition between shear and expansion scalar. It has been found that the isotropic distribution of magnetized dark energy leads to the present accelerated expansion of the Universe and the derived model is in good agreement with the recent astrophysical observations. The physical behavior of the Universe has been discussed in details.

1 Introduction

The cosmological observations from type Ia supernovae [1,2], cosmic microwave background (CMB) and clusters of galaxies [3] etc, all suggest that the expansion of the present Universe is speeding up rather than slowing down. This at once indicates that the baryon matter component is about 4% of the total energy density and about 96% of the energy density in the Universe is invisible which opposes the self attraction of matter and causes the observed expansion of the Universe to accelerate. This acceleration is characterized by the negative pressure and the positive energy density and hence violates the strong energy condition. This violation gives a reverse gravitational effect. Due to this effect, the Universe gets a jerk and the transition from the earlier deceleration phase to the recent acceleration phase takes place [4].

^ae-mail: abanilyadav@yahoo.co.in

^be-mail: rahaman@iucaa.ernet.in

^ce-mail: saibal@iucaa.ernet.in

In physical cosmology and astrophysics, the simplest candidate for the dark energy (DE) is the cosmological constant (Λ) [5, 6]. However, it needs to be extremely fine-tuned to satisfy the current value of the DE density, which is a serious problem [7]. Alternatively, to explain the decay of the density, the different forms of dynamically changing DE with an effective equation of state (EoS), $\omega = p/\rho < -1/3$, were proposed instead of the constant vacuum energy density. Other possible forms of DE include quintessence ($\omega > -1$) [8], phantom ($\omega < -1$) [9] etc. While the possibility $\omega \ll -1$ is ruled out by current cosmological data from SN Ia (Supernovae Legacy Survey, Gold sample of Hubble Space Telescope) [10, 11], CMBR (WMAP, BOOMERANG) [12, 13] and large scale structure (Sloan Digital Sky Survey) [14], the dynamically evolving DE crossing the phantom divide line (PDL) ($\omega = -1$) is mildly favored. The latest results in 2009, obtained after a combination of cosmological data-sets coming from CMB anisotropies, luminosity distances of high red-shift type Ia supernovae and galaxy clustering, constrain the dark energy EoS to $-1.44 < \omega < -0.92$ at 68% confidence level [14, 15].

Under the above circumstances, in recent years Bianchi universes have been gaining an increasing interest of observational cosmology, since the WMAP data [15, 16, 17] seem to require an addition to the standard cosmological model with positive cosmological constant that resembles the Bianchi morphology [18, 19, 20, 21]. According to this, the Universe should achieve a slightly anisotropic special geometry in spite of the inflation, contrary to generic inflationary models and that might be indicating a nontrivial isotropization history of Universe due to the presence of an anisotropic energy source. The anomalies found in the cosmic microwave background (CMB) and large scale structure observations stimulated a growing interest in anisotropic cosmological model of Universe. Here we confine ourselves to model LRS Bianchi-I whose spatial sections are flat but the expansion or contraction rate are direction dependent. For studying the possible effects of anisotropy in the early Universe based on the present day observations many researchers [22, 23, 24, 25, 26, 27, 28] have investigated Bianchi type-I models from different point of view. We notice that, in connection to anisotropic equation of state for dark energy, several works are now available in the literature [29, 30, 31]. Some Authors [32, 33, 34, 35, 36, 37, 38] have studied anisotropic DE models even with constant deceleration parameter (DP).

It is further to note that unlike the FRW model the Bianchi-I model describes a Universe in which the scale factor is not restricted to be the same in each direction. We consider in the present work a flat Universe in which the anisotropy is introduced by a large scale homogeneous magnetic field. Such a magnetic field will impose a single preferred direction in space, along the field lines, and so the anisotropy of the spacetime will be axisymmetric. However, it is argued by King and Coles [39] that the observed level of isotropy in the CMB places tight constraints upon the strength of any Hubble scale magnetic field. The upper limit on such a field is found to be of the order of 10^{-9} Gauss [40]. King and Coles [39] also state that these and other similar limits quote the adiabatically expanded, present-day equivalent very weak value of the field strength which equate to a much stronger field at very early times.

It is a obvious question then - does the above size of the magnetic field satisfy all observational constraints at the different scales? An extensive field survey provides that (i) the lowest measured intergalactic fields and close to the observational upper limits via Faraday rotation measurements [41, 42, 43], may well be of

cosmological origin; (ii) a similar protogalactic field strength is inferred from the detection of fields of order 10^{-6} Gauss in high redshift galaxies [44] and in damped Lyman alpha clouds [45], (iii) primordial nucleosynthesis constraints only limit the equivalent current epoch field to be less than about 10^{-7} Gauss [46], a value that is only slightly stronger than the dynamical constraint at nucleosynthesis [47, 48, 49].

Regarding the impact of magnetic field it is argued that in the early times, the magnetic field had the significant role on the dynamics of the Universe depending on the direction of the field lines [50, 39]. Several authors have used Bianchi models to investigate the influence of the magnetic field on the evolution of the Universe. It is worth noting that there has been some work on magnetic fields in Bianchi I models in the past [49, 51, 52, 53]. Milaneschi and Fabbri [51] studied the anisotropy and polarization of CMB radiation where as, Jacobs [49] explored the effect of a uniform primordial magnetic field. Both the investigating groups used Bianchi-I model of the Universe. Jacobs [49] argued that in the early stages of the evolution of the Universe, the magnetic field produced large expansion anisotropies during the radiation-dominated phase whereas it has negligible effect during the dust-dominated phase.

In the relatively recent works, it is seen that King and Coles [39] have used the magnetized perfect fluid energy-momentum tensor to discuss the effects of magnetic field on the evolution of Universe. Sharif and Zubair [54] have studied dynamics of Bianchi-I universe with magnetized field of anisotropic dark energy.

In the present work, however, we present a magnetized dark energy model with time varying DP in LRS Bianchi-I spacetime. The investigation is organized as follows: The metric and field equations are presented in section 2. Section 3 deals with the exact solutions of field equations and physical behavior of the model. The comparison between distance modulus (μ) of derived model and observational $\mu(z)$ is presented in section 4 respectively. Finally the results are discussed in section 5.

2 The Metric and Field Equations

We consider the LRS Bianchi type I metric of the form

$$ds^2 = -dt^2 + A(t)^2 dx^2 + B(t)^2 (dy^2 + dz^2). \quad (1)$$

where, A and B are functions of t only. In the limit where $A(t) = B(t)$, the metric equation (1) reduces to flat FRW metric. It is to be noted that the metric (1) is homogeneous, geometrically flat and has two equivalent transverse direction y and z , and one different longitudinal direction x , along which we assume the magnetic field is oriented ($A = A_x$ only). $B(t)$ is then the scale factor in the transverse direction, perpendicular to the magnetic field while $A(t)$ is the scale factor in the longitudinal direction, along the field lines.

The Einstein's field equations, in the units $8\pi G = c = 1$, read as

$$R_j^i - \frac{1}{2}g_j^i R = -T_j^i, \quad (2)$$

where T_j^i is the energy momentum tensor cosmic fluid and it is given by

$$T_j^i = \text{diag}[\rho - \rho_B, -\omega\rho + \rho_B, -\omega\rho - \rho_B, -\omega\rho - \rho_B], \quad (3)$$

where ρ is the energy density of cosmic fluid, ρ_B is the energy density of magnetic field, $\omega = p/\rho$ is the EoS parameter of cosmic fluid and p is the pressure of the cosmic fluid. It is important to note here that the EoS parameter (ω) is not necessarily constant [55].

It is to note that the energy momentum for cosmic fluid given in Eq. (3) is a system of perfect fluid and magnetic field in a comoving coordinates i.e. $T_i^j = T_i^j(PF) + E_i^j$. Here, E_i^j is the electromagnetic field. We choose the magnetic field along x -direction. In our model, the electromagnetic field tensor F^{ij} has only one non-vanishing component, viz., $F_{yz} = \text{constant}$. Therefore, for the electromagnetic field tensor E_j^i , one gets the following non-trivial components, $E_t^t = E_x^x = -E_y^y = -E_z^z = \rho_B$.

Therefore, the Einstein's field equations (2) for the line-element (1) reduce to the following system of equations

$$2\frac{\ddot{B}}{B} + \frac{\dot{B}^2}{B^2} = -\omega\rho + \rho_B, \quad (4)$$

$$\frac{\ddot{A}}{A} + \frac{\ddot{B}}{B} + \frac{\dot{A}\dot{B}}{AB} = -\omega\rho - \rho_B, \quad (5)$$

$$\frac{\dot{B}^2}{B^2} + 2\frac{\dot{A}\dot{B}}{AB} = \rho + \rho_B. \quad (6)$$

Here, and in what follows, over-dots indicates differentiation with respect to t . The energy conservation equations $T_{j;i}^i = 0$, related to the two equations for cosmic fluid and magnetic field [39], are as follows

$$\dot{\rho} + 3(1 + \omega)\rho H = 0, \quad (7)$$

$$\rho_B = \frac{\beta}{B^4}. \quad (8)$$

Here β is positive constant and H is the mean Hubble parameter, which for LRS Bianchi-I space-time can be defined as

$$H = \frac{\dot{a}}{a} = \frac{1}{3} \left(\frac{\dot{A}}{A} + 2\frac{\dot{B}}{B} \right), \quad (9)$$

with a being the average scale factor of LRS Bianchi type-I model and can be expressed as

$$a = (AB^2)^{\frac{1}{3}}. \quad (10)$$

It seems that any radiation field with the evolution law expressed in Eq. (8) would work. However, one may raise a tricky question that why does this field only scale with the scale factor B ? It can be verified that if one writes the conservation equation for cosmic fluid and the magnetic field separately, then one can get Eq. (8) which contains only scale factor B .

The spatial volume (V) is given by

$$V = a^3 = AB^2. \quad (11)$$

The expansion scalar (θ), the shear scalar (σ) and the mean anisotropy parameter (A_m) are defined as

$$\theta = 3H = \frac{\dot{A}}{A} + 2\frac{\dot{B}}{B}, \quad (12)$$

$$\sigma^2 = \frac{1}{2} \left(\sum_{i=1}^3 H_i^2 - \frac{1}{3} \theta^2 \right), \quad (13)$$

$$A_m = \frac{1}{3} \sum_{i=1}^3 \left(\frac{H_i - H}{H} \right)^2, \quad (14)$$

where $H_i (i = 1, 2, 3)$ represent the directional Hubble parameters in the direction of x , y and z respectively.

3 Solutions to the Field Equations

In order to solve the field equations completely, we constrain, the system of equations with proportionality relation of shear (σ) and expansion scalar (θ). This condition leads to the following relation between metric potentials

$$A = B^n, \quad (15)$$

where n is the positive constant. For anisotropic model $n \neq 1$.

The motivation behind the assumption, given in the Eq. (15), can be explained with reference to the work of Thorne [47]. The observations of the velocity-redshift relation for extragalactic sources suggest that Hubble expansion of the Universe is isotropic today within approximately 30 percent or to put more precisely, redshift studies place the limit $\sigma/H \leq 0.3$ on the ratio of shear (σ) to Hubble constant (H) in the neighborhood of our galaxy today [56, 57]. In this connection it is also to be mentioned that Collins et al. [58] have pointed out that for LRS type spatially homogeneous spacetime, the normal congruence to the homogeneous hypersurfaces satisfy the condition σ/θ as constant which leads to the assumption $A = B^n$.

Eqs. (4), (5) and (15) lead to

$$\frac{\ddot{B}}{B} + (n+1) \frac{\dot{B}^2}{B^2} + \frac{2\beta}{(n-1)B^4} = 0. \quad (16)$$

The general solution of the Eq. (16) is given by

$$t = \int \frac{dB}{n_1 B^{-(n+1)} \sqrt{\frac{2\ell}{(k+1)} B^{\frac{k+1}{n_1}} + c_1}}, \quad (17)$$

where $\ell = \frac{\beta}{n_1(1-n)}$, $k = n_1(n-2)$, $n_1 = \frac{1}{n+2}$ and c_1 is the constant of integration.

Hence the spacetime (1) is reduced to

$$ds^2 = - \frac{dB^2}{n_1^2 B^{-2(n+1)} \left(\frac{2\ell}{(k+1)} B^{\frac{k+1}{n_1}} + c_1 \right)} + B^{2n} dx^2 + B^2 (dy^2 + dz^2). \quad (18)$$

After using the suitable transformation of coordinates, $B = T$, the above model (18) transforms to

$$ds^2 = - \frac{dT^2}{n_1^2 T^{-2(n+1)} \left(\frac{2\ell}{(k+1)} T^{\frac{k+1}{n_1}} + c_1 \right)} + T^{2n} dx^2 + T^2 (dy^2 + dz^2). \quad (19)$$

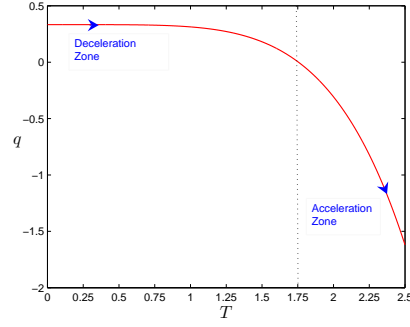


Fig. 1 Plot of deceleration parameter q versus time T .

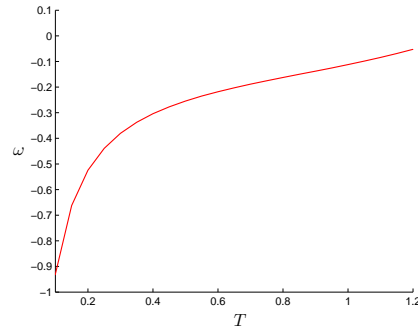


Fig. 2 Plot of EoS parameter ω versus time T .

It is to be noted that Eq. (17) indicates the explicit dependence of B on t , i.e. $B = B(t)$. However, one can not solve Eq. (17) in general. So, in order to solve the problem completely, we have to choose either B or n in such a manner that (17) be integrable. It can be easily checked that different suitable values of n generate the numerical solution of Eq. (17). But we are looking for a physically viable model of Universe and this prompts us to consider the transformation $B = f(t) = T$, which gives the time dependent DP. With this transformation Eq. (17) leads to $t = \text{constant}$ for $T = 0$.

Now, Eq. (15) yields

$$A = T^n. \quad (20)$$

It is important to note here that the derived model recovers isotropy with $n = 1$. However, when we put $n = 1$ in Eq. (16), it leads to a singularity. Therefore one can not choose $n = 1$ to describe the feature of Universe in the present model.

The physical parameters such as the directional Hubble's parameters (H_x, H_y, H_z), the average Hubble parameter (H), the expansion scalar (θ), the spatial volume (V) and the scale factor (a) are, respectively given by

$$H_x = nn_1 T^{-(n+2)} \sqrt{\frac{2\ell}{(k+1)} T^{\frac{(k+1)}{n_1}} + c_1}, \quad (21)$$

$$H_y = H_z = n_1 T^{-(n+2)} \sqrt{\frac{2\ell}{(k+1)} T^{\frac{(k+1)}{n_1}} + c_1}, \quad (22)$$

$$H = \frac{1}{3} T^{-(n+2)} \sqrt{\frac{2\ell}{(k+1)} T^{\frac{(k+1)}{n_1}} + c_1}, \quad (23)$$

$$\theta = 3H = T^{-(n+2)} \sqrt{\frac{2\ell}{(k+1)} T^{\frac{(k+1)}{n_1}} + c_1}, \quad (24)$$

$$V = T^{n+2}, \quad (25)$$

$$a = T^{\frac{n+2}{3}}. \quad (26)$$

The value of DP (q) is found to be

$$q = -1 + \frac{1}{3} \left[\frac{\ell(k+3)}{k+1} T^{\frac{k+1}{n_1}} + c_1 \right]. \quad (27)$$

The sign of q indicates whether the model inflates or not. A positive sign of q corresponds to the standard decelerating model whereas the negative sign of q indicates inflation. The recent observations of SN Ia [1, 2, 59] and CMB anisotropies [60] reveal that the expansion of the Universe is accelerating at present and it was decelerating in past. Also the transition redshift from the decelerated expansion to the accelerated expansion is about 0.5. Now, for the Universe which was decelerating in the past and is accelerating at the present time, the DP must show signature flipping [61]. In standard cosmology the DP naturally evolves with time just because there are many fluids, and whichever takes over determines it at any given time. However, recently Saha and Yadav [62] presented an anisotropic DE model with time varying DP. In the present work, Fig. 1 depicts the variation of DP versus cosmic time as representative case with appropriate choice of constants of integration and other physical parameters.

The shear scalar (σ) and the mean anisotropy parameter (A_m) are given by

$$\sigma^2 = \frac{1}{18T^{2(n+2)}} \left[\left(1 - \frac{1}{3nn_1}\right)^2 + 2 \left(1 - \frac{1}{3n_1}\right)^2 \right] \left(\frac{2\ell}{(k+1)} T^{\frac{(k+1)}{n_1}} + c_1 \right) \quad (28)$$

$$A_m = \frac{1}{3} \left[\left(1 - \frac{1}{3nn_1}\right)^2 + 2 \left(1 - \frac{1}{3n_1}\right)^2 \right] \quad (29)$$

The energy density of the cosmic fluid (ρ), the EoS parameter (ω) and the energy density of magnetic fluid (ρ_B) are found to be

$$\rho = \frac{n_1^2 \left(\frac{2\ell}{k+1} T^{\frac{k+1}{n_1}} + c_1 \right)}{T^{2n+2}} \left[1 + \frac{2n}{T} - \frac{\beta}{T^4} \right], \quad (30)$$

$$\omega = - \frac{\left[2n_1 \ell T^{\frac{k+1}{n_1}-1} + (3T-2)T^{2n+1} - \beta T^{2n-2} \right]}{n_1^2 \left(\frac{2\ell}{k+1} T^{\frac{k+1}{n_1}} + c_1 \right) \left(1 + \frac{2n}{T} - \frac{\beta}{T^4} \right)}, \quad (31)$$

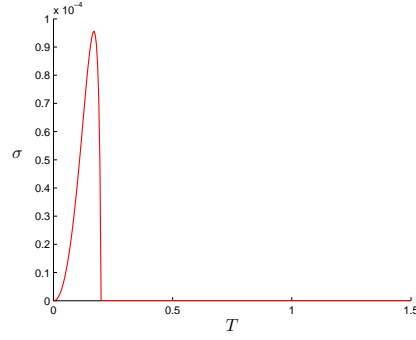


Fig. 3 Plot of shear scalar σ versus time T .

$$\rho_B = \frac{\beta}{T^4}. \quad (32)$$

The parameters H , θ and σ^2 start off with extremely large values and continue to decrease with the expansion of the Universe whereas the spatial volume (V) grows with the cosmic time. Fig. 2 shows the variation of EoS parameter (ω) versus cosmic time for accelerating phase of the Universe as a representative case with appropriate choice of constants of integration and other physical parameters.

In the derived model the shear is limited to about 10^{-4} (Fig. 3) which is in fair agreement with the work of Adamek et al [63].

4 Some Observational Constraint

In this section we follow the maximum likelihood approach under which one minimizes χ^2 and hence measures the deviations of the theoretical predictions from the observations.

Let us now provide the scale factor a and redshift z are connected through the relation

$$a = \frac{a_0}{(1+z)}, \quad (33)$$

where a_0 is the present value of scale factor.

Combining Eqs. (23), (26) and (33), one can easily obtain the expression for the Hubble's parameter (H) in terms of redshift parameter (z) as follows

$$H = H_0(1+z)^{\frac{3(n+4)}{n+2}}. \quad (34)$$

Here H_0 is the present value of the Hubble's parameter. Note that this relation is obtained by omitting the constant of integration.

It is necessary for the investigation of type Ia supernovae to explore DE and constraint the models. Since SN Ia behave as excellent standard candles, they can be used to directly measure the expansion rate of the Universe upto high redshift, comparing with the present rate. The SN Ia data gives us the distance modulus (μ) to each supernova as

$$\mu = 5\log_{10}D_L(z) + \mu_0, \quad (35)$$

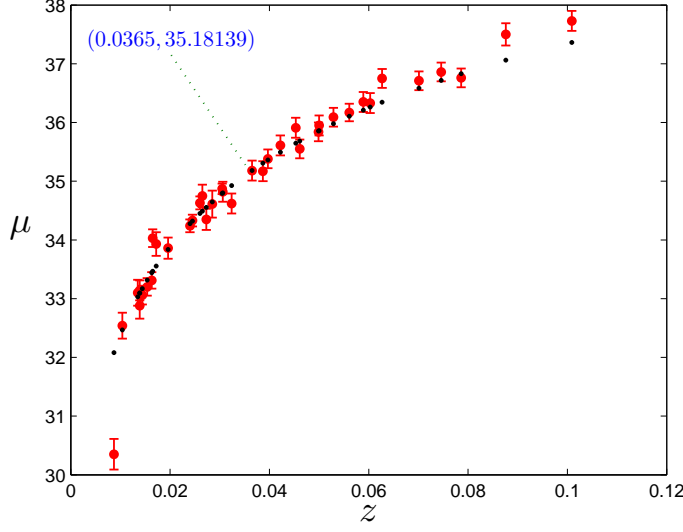


Fig. 4 The distance modulus μ as function of redshift (z) to the derived model compared with SN Ia data from Amanullah et al. [64]. The observational $\mu(z)$ data points are shown with error bars and the solid dots corresponds to distance modulus of derived model.

where $D_L = \frac{H_0 d_L}{c}$ is the Hubble-free luminosity distance and μ_0 is the zero point offset, defined as

$$\mu_0 = 5 \log_{10} \left(\frac{c H_0^{-1}}{Mpc} \right) + 25. \quad (36)$$

Inserting Eq. (36) into Eq. (35), we obtain

$$\mu = 5 \log_{10} \left(\frac{d_L}{Mpc} \right) + 25. \quad (37)$$

The luminosity distance (d_L) is calculated by

$$d_L = r_1 (1 + z) a_0. \quad (38)$$

For the determination of r_1 , we assume that a photon emitted by a source with co-ordinate (r, t) and received at a time t_0 by an observer located at $r = 0$. Then we determine r_1 from following relation

$$r_1 = \int_t^{t_0} \frac{dt}{a}. \quad (39)$$

By solving the Eqs. (37)–(39) and (26), one can easily obtain the expression for distance modulus (μ) in the term of red shift parameter (z) as

$$\mu = 5 \log_{10} \left[\frac{3 H_0^{\frac{1}{(n+2)k}} (1+z)^{\frac{2n+1}{n+2}}}{\sqrt{\frac{2\ell}{k+1}}^{\frac{1}{(n+2)k}}} \left((1+z)^{\frac{1-n}{n+2}} - 1 \right) \right] + 25, \quad (40)$$

Table 1 Comparison of the results of present model with the observational data

Redshift(z)	Supernovae Ia(μ^{data})	Our model (μ^{th})
0.0087	$30.35^{+0.26}_{-0.26}$	32.07943
0.0104	$32.54^{+0.22}_{-0.22}$	32.46627
0.0135	$33.10^{+0.22}_{-0.22}$	33.031435
0.0172	$33.93^{+0.2}_{-0.2}$	33.555816
0.0245	$34.33^{+0.1}_{-0.01}$	34.320871
0.0285	$34.61^{+0.23}_{-0.23}$	34.64755
0.0306	$34.82^{+0.17}_{-0.17}$	34.8010
0.0365	$35.18^{+0.17}_{-0.17}$	35.18139
0.0453	$35.91^{+0.17}_{-0.17}$	35.64668
0.0499	$35.84^{+0.16}_{-0.16}$	35.85475
0.0529	$36.09^{+0.16}_{-0.16}$	35.98026
0.0589	$36.35^{+0.17}_{-0.17}$	36.21104
0.0603	$36.33^{+0.17}_{-0.17}$	36.26146
0.0627	$36.75^{+0.16}_{-0.16}$	36.34521
0.0701	$36.71^{+0.16}_{-0.16}$	36.58437
0.0746	$36.86^{+0.16}_{-0.16}$	36.71760
0.0786	$36.76^{+0.16}_{-0.16}$	36.82936
0.0876	$37.5^{+0.19}_{-0.19}$	37.06104
0.1009	$37.73^{+0.17}_{-0.17}$	37.36251

where H_0 is in the unit of $\text{Km s}^{-1}\text{Mpc}^{-1}$.

In the present analysis, we use 19 data set out of recently released 38 data set of SN Ia in the range $0.0015 \leq z < 0.12$, as reported by Amanullah et al. [64] (Table 1). In this case χ^2_{SN} has been computed according to the following relation

$$\chi^2_{SN} = A - \frac{B^2}{C} + \log_{10} \left(\frac{C}{2\pi} \right) = 97.772, \quad (41)$$

where

$$\begin{aligned}
 A &= \sum_i^{38} \frac{(\mu^{data} - \mu^{th})^2}{\sigma_i^2}, \\
 B &= \sum_i^{38} \frac{(\mu^{data} - \mu^{th})}{\sigma_i^2}, \\
 C &= \sum_i^{38} \frac{1}{\sigma_i^2}.
 \end{aligned}$$

The comparison between distance modulus μ of the derived model and the observational $\mu(z)$ SN Ia data as reported by Amanullah et al. [64] can be seen in

Fig. 4. The observational $\mu(z)$ data points are shown with error bars and the solid dots corresponds to distance modulus of the derived model. It is observed that the derived model is fit well with SN Ia observation (see Fig. 4). Note that the best fit value of distance modulus is $\mu(z = 0.0365) = 35.18139$ with $\chi_{SN}^2 = 97.772$ and the reduced χ^2 value is $\chi_{SN}^2/(\text{degree of freedom})=2.64$.

5 Results and Discussions

In this paper, we have investigated magnetized DE model under the assumption that $\sigma \propto \theta$ in Bianchi-I spacetime. Under some specific choice of the parameters the present consideration yields the time dependent DP and EoS parameters. It is to be noted that our procedure of solving the field equations are altogether different from what Sharif and Zubair [54] have adopted. The derived model starts expanding with Big Bang singularity at $T = 0$ and this singularity is point type because the directional scale factors A and B both simultaneously vanish at $T = 0$. The dynamics of DP parameter yields two different phases of the Universe. Initially DP is evolving with positive sign that yields the decelerating phase of the Universe whereas in the later times it is evolving with negative sign which describes the present phase of the acceleration of the Universe. Thus the derived model has transition of the Universe from the early deceleration phase to the later acceleration phase which is in good agreement with the recent observations [4].

The distance modulus of the derived model fit well with the observational $\mu(z)$ values (see Fig. 4 and Table 1) which in turn imply that the derived model is physically realistic. It is important to note here that in the absence of the magnetic field only the anisotropic distribution of DE leads the present acceleration of the Universe [37] while in the presence of magnetic field along with the isotropic distribution of DE describes the dynamics of the Universe from Big Bang to the present epoch. Thus the magnetic field isotropizes the distribution of DE which signifies the role of magnetic field. Hence from the theoretical perspective, the present model can be a viable model to explain the late time acceleration of the Universe. In other words, the solution presented here can be one of the potential candidates to describe the observed Universe.

It is worth noticing that we have presented solutions of a magnetized Bianchi-I Universe like King and Coles [39]. However, their work is concerned with vacuum energy. In our case, we have studied the Universe consists of cosmic fluid with equation of state $w = p/\rho$. Therefore, our study is more general than King and Coles [39].

In the present work we observe an interesting feature that the magnetic presence isotropises the expansion in the model. However, it is not clear, in particular, what property of the magnetic field is responsible for the isotropisation. Is it the additional energy density of the field, is it the magnetic pressure, or maybe the tension? It can be observed that the solution of Eq. (16) does not exist for $n = 1$. Therefore, in the derived model, one can not choose $n = 1$. To obtain an explicit solution of Eq. (16), one can choose $\beta = 0$ which leads to $\rho_B = 0$ and the isotropic distribution of cosmic fluid. This can also be observed from the LHS's of Eqs. (4) and (5), which are same for $n = 1$. As a result, one should get $\rho_B = 0$. This means, there is no contribution of magnetic field and the model becomes an isotropic FRW model. The well known criteria for isotropization are $A = \frac{1}{3}\Sigma\frac{H_i^2}{H^2} - 1 \rightarrow 0$

and $\Sigma^2 = \frac{1}{2}AH^2 - 1 \rightarrow 0$, where A , Σ^2 are average anisotropy and shear respectively, and H_i^2 is the directional Hubble parameter. Obviously, these criteria are valid for large physical time. In the present model (Eqs. (21) - (24)), one can easily find out that for large time, $A \rightarrow \frac{2(n-1)^2}{n+2}$ and $\Sigma^2 \rightarrow 0$. This immediately implies that for $n \rightarrow 1$ our model turns out to be an isotropic FRW model. Therefore, $n = 1$ is the condition of isotropy in the absence of magnetic field and the presence of magnetic field has constraint on $n = 1$. This seems to contribute the magnetic field which resembles with the initial anisotropy of the Universe. With the passage of time magnetic field decreases and becomes negligible at late time to approach towards isotropy.

Our solution, in the present investigation, shows that the constrained equation of state of ρ evolves in time, but this is not all that is needed when comparing with observations. This explicitly means that it is not exactly known about the generic fluid ρ , and how does it describe and include the known cosmological history where an early radiation domination gave way to matter domination. In particular, fitting the $H(z)$ evolution law derived from SN observations is only one of the many pieces of information which need to be used. A thorough discussion of all basic cosmological constraints is beyond the scope of this analysis in the present paper and is awaiting for a future project.

Acknowledgements

AKY would like to thank The Institute of Mathematical Science (IMSc), Chennai, India for providing facility and support where a part of this work was carried out. We all are thankful to two anonymous referees for their useful comments which have enabled us to improve the manuscript substantially.

References

1. A.G. Riess *et al.*, AJ **116**, 1009 (1998).
2. S. Perlmutter *et al.*, ApJ **517**, 565 (1999).
3. A.C. Pope *et al.*, ApJ **607**, 655 (2004).
4. R.R. Caldwell, W. Komp, L. Parker, D.A.T. Vanzella, PRD **73**, 023513 (2006).
5. S. Carroll, Liv. Rev. Relativ. **4**, 1 (2001).
6. P.J.E. Peebles, B. Ratra, Rev. Mod. Phys. **75**, 559 (2003).
7. J.M. Overduin, F.I. Cooperstock, PRD **58**, 043506 (1998).
8. P.J. Steinhardt, L.M. Wang, I. Zlatev, PRD **59**, 123504 (1999).
9. R.R. Caldwell, PLB **545**, 23 (2002).
10. A.G. Riess *et al.*, AJ **607**, 665 (2004).
11. P. Astier *et al.*, A & A **447**, 31 (2006).
12. D.J. Eisentein *et al.*, ApJ **633**, 560 (2005).
13. C.J. MacTavish *et al.*, ApJ **647**, 799 (2006).
14. E. Komatsu *et al.*, ApJ Suppl. Ser. **180**, 330 (2009).
15. G. Hinshaw *et al.*, ApJ Suppl. **180**, 225 (2009).
16. G. Hinshaw *et al.*, ApJ Suppl. **148**, 135 (2003).
17. J. Jaffe *et al.*, ApJ **629**, L1 (2005).
18. J. Jaffe *et al.*, ApJ **643**, 616 (2006a).
19. J. Jaffe *et al.*, A & A **460**, 393 (2006b).
20. L. Campanelli, P. Cea, L. Tedesco, PRL **97**, 131302 (2006).
21. L. Campanelli, P. Cea, L. Tedesco, PRD **76**, 063007 (2007).
22. W. Huang, J. Math. Phys. **31**, 1456 (1990).

-
23. L.P. Chimento *et al.*, CQG **14**, 3363 (1997).
 24. J.A.S. Lima, M. Trodden, PRD **53**, 4280 (1996).
 25. J.A.S. Lima, J.M.F. Maia, PRD **49**, 5597 (1994).
 26. A. Pradhan, S.K. Singh, Int. J. Mod. Phys. D **13**, 503 (2004).
 27. B. Saha, Astrophys. Space Sci. **302**, 83 (2006a).
 28. B. Saha, Int. J. Theor. Phys. **45**, 983 (2006b).
 29. R. Battye, A. Moss, PRD **80**, 023531 (2009).
 30. L. Campanelli, P. Cea, G.L. Fogli, L. Tedesco, PRD **81**, 081301 (2010).
 31. S. Appleby, R. Battye, A. Moss, Int. J. Mod. Phys. D **20**, 1153 (2011).
 32. O. Akarsu, C.B. Kilinc, GRG **42**, 119 (2010).
 33. S. Kumar, A.K. Yadav, Mod. Phys. Lett. A **26**, 647 (2011).
 34. H. Amirhashchi, A. Pradhan, B. Saha, Astrophys. Space Sci. **333**, 295 (2011).
 35. A.K. Yadav, L. Yadav, Int. J. Theor. Phys. **50**, 218 (2011).
 36. A.K. Yadav, F. Rahaman, S. Ray, Int. J. Theor. Phys. **50**, 871 (2011).
 37. A.K. Yadav, B. Saha, Astrophys. Space Sci. DOI: 10.1007/s10509-011-0861-0 (2011).
 38. A.K. Yadav, Astrophys. Space Sci. **335**, 565 (2011).
 39. E.J. King, P. Coles, CQG **24**, 2061 (2007).
 40. J.D. Barrow, P.G. Ferreira, J. Silk, PRL **78**, 3610 (1997).
 41. K.T. Kim, P.C. Tribble, P.P. Kronberg, ApJ **379**, 80 (1991).
 42. R. Perley, G. Taylor, AJ **101**, 1623 (1991).
 43. P.P. Kronberg, Rep. Prog. Phys., **57**, 325 (1994).
 44. P.P. Kronberg, J.J. Perry, E.L. Zukowski, ApJ **387**, 528 (1992).
 45. A. M. Wolfe, K. Lanzetta, A.L. Oren, ApJ **388**, 17 (1992).
 46. D. Grasso, H.R. Rubinstein, Astropart. Phys. **3**, 95 (1995).
 47. K.S. Thorne, ApJ **148**, 51 (1967).
 48. A.G. Doroshkevich, Astrophys. **1**, 138 (1965).
 49. K.C. Jacobs, ApJ **155**, 379 (1969).
 50. M.S. Maden, MNRAS **237**, 109 (1989).
 51. E. Milaneschi, R. Fabbri, A & A **151**, 7 (1985).
 52. V.G. LeBlanc, CQG **14**, 2281 (1997).
 53. C.G. Tsagas, R. Maartens, CQG **17**, 2215 (2000).
 54. M. Sharif, M. Zubair, Astrophys. Space Sci. **330**, 399 (2010).
 55. S.M. Carroll, M. Hoffman, M. Trodden, PRD **68**, 023509 (2003).
 56. R. Kantowski, R.K. Sachs, J. Math. Phys. **7**, 443 (1966).
 57. J. Kristian, R.K. Sachs, ApJ **143**, 379, (1966).
 58. C.B. Collins, E.N. Glass, D.A. Wilkinson, GRG **12**, 805 (1980).
 59. J.L. Torny *et al.*, ApJ **594**, 1 (2003).
 60. C.L. Bennett *et al.*, ApJ Suppl. Ser. **148**, 1 (2003).
 61. T. Padmanabhan, T. Roychowdhury, MNRAS **344**, 823 (2003).
 62. B. Saha, A.K. Yadav, Astrophys. Space Sci. DOI: 10.1007/s10509-012-1070-1; arXiv: 1110.4887 [physics.gen-ph] (2011).
 63. J. Adamek, R. Durrer, E. Fenu, M. Vanlanthen, JCAP **06**, 017 (2011).
 64. R. Amanullah *et al.*, ApJ **716**, 712 (2010).