

Sensitivity analysis of chaotic limit cycle oscillations

Qiqi Wang^{a,*}, Rui Hu^a, Patrick Blonigan^a

^a*Aeronautics and Astronautics, MIT, 77 Mass Ave, Cambridge, MA 02139, USA*

Abstract

When the tangent or adjoint method is used in a chaotic dynamical system to compute the derivative of a time averaged quantity, the result can be orders of magnitude larger than what is useful for typical sensitivity analysis applications. This failure is caused by the ill-conditioned initial value problem of chaos. The paper presents a method to overcome this failure by replacing the initial value problem with a well-conditioned problem, the “least squares shadowing problem”. The resulting algorithm solves either the linearized or the adjoint least squares shadowing problem, then computes the derivative of a long time averaged quantity that is consistent with the derivative of the infinitely long time average. Sensitivity analysis with this algorithm has been demonstrated in dynamical systems exhibiting both periodic and chaotic oscillations.

Keywords: Sensitivity analysis, linear response, adjoint equation, unsteady adjoint, chaos, statistics, climate, least squares shadowing

1. Introduction

Sensitivity analysis of dynamical systems has become a powerful tool for scientists and engineers. These methods compute the derivatives of output quantities with respect to inputs in computational simulations. These inputs include control variables, geometric variables, and uncertain parameters. The computed derivatives are useful in optimal control [? ?], design optimization [? ?], inverse problems [?], error estimation [? ? ? ?], data assimilation [? ?] and uncertainty quantification [?].

The conventional tangent and adjoint methods of sensitivity analysis, introduced in Section 2, compute correct and useful derivatives when the dynamical system is stable. However, when the dynamical system is chaotic and the outputs are long time averaged quantities, the conventional methods fail, computing derivatives that are technically correct but completely *useless*; the computed derivatives are orders of magnitude larger than expected, and grow exponentially larger as the outputs are averaged over longer time. The cause of

*Corresponding author.

Email addresses: qiqi@mit.edu (Qiqi Wang), hurui@mit.edu (Rui Hu), blonigan@mit.edu (Patrick Blonigan)

this failure is the characteristic sensitivity of chaos, as diagnosed by [?] and explained in Section 3 of this paper.

Many researchers have become interested in methods for computing *useful* derivatives of long time averaged outputs in chaotic dynamical systems, a challenge in both dynamical systems and numerical methods. They have recently developed many methods for computing such derivatives. The ensemble adjoint method [?] applies the conventional adjoint method to independently sampled trajectories, then averages the computed derivatives, thereby reducing the approximation error via the Law of Large Numbers. However, this method requires averaging over impractically many solutions, making the method computationally costly even for small dynamical systems like the Lorenz system. Other methods linearize the Fokker-Planck equation [?], and compute the desired derivatives by solving the adjoint Fokker-Planck equation. However, these methods often smooth the Fokker-Planck solution by adding a small random noise to the dynamical system, causing an unquantified error in the computed derivative. Another related class of methods use the Fluctuation-Dissipation Theorem and its generalization. They have proven successful on many dynamical systems [?]. However, they assume the dynamical system to have an equilibrium distribution similar to the Gaussian distribution, an assumption often violated in dissipative dynamical systems. A recent work has alleviated this limitation by estimating a smooth stationary probability density function nonparametrically [?]. Yet another recent method computes the desired derivative via the Lyapunov eigenvector decomposition [?]. However, this decomposition requires high computational cost when the dynamical system has many positive Lyapunov exponents. None of these methods has been applied to computing derivatives of long time averaged outputs in large scale dissipative chaotic dynamical systems, such as turbulent flows.

This paper presents the *Least Squares Shadowing method*, a new method for computing useful derivatives of long time averaged outputs in chaos. The method solves the *least squares shadowing problem*, a constrained least squares problem defined in Section 4, whose solution leads to the desired derivative. The least squares shadowing problem can be linearized and solved with a numerical method described in Section 5. The method is demonstrated in three applications in Sections 6, 7 and 8. It is finally concluded in Section 9 that the method could be generalized to large scale chaotic dynamical systems.

2. Conventional method for sensitivity analysis

Consider an autonomous dynamical system¹ whose governing equation

$$\frac{du(t; s)}{dt} = f(u(t; s), s) \quad (1)$$

¹One can apply the conventional tangent and adjoint methods work to non-autonomous systems. However, we focus on autonomous systems in this paper.

is parameterized by a vector s . This parameter vector can represent control variables, design variables, and uncertain parameters. In addition to the governing equation, we specify an initial condition

$$u(0; s) = u_0(s) , \quad (2)$$

parameterized by the same vector s . The governing equation and the initial condition determine the solution to the initial value problem $u_{iv}(t; s)$ which is also parameterized by s , they thereby determine the value of the output

$$\bar{J}_{iv}^{(T)}(s) := \frac{1}{T} \int_0^T J(u_{iv}(t; s), s) dt , \quad (3)$$

which is again parameterized by s . When this output is differentiable with respect to the parameter vector s , its derivative to s is the goal of the conventional tangent method [?] of sensitivity analysis.

The conventional tangent method first solves the linearized governing equation, also known as the *tangent equation*,

$$\frac{dv_{iv}}{dt} = \frac{\partial f(u_{iv}, s)}{\partial u} v_{iv} + \frac{\partial f(u_{iv}, s)}{\partial s} \quad (4)$$

with the linearized initial condition

$$v_{iv}(0) = \frac{du_0}{ds} . \quad (5)$$

The solution indicates how a small change in s alters the solution to the initial value problem u_{iv} . More precisely,

$$v_{iv}(t; s) = \frac{\partial u_{iv}(t; s)}{\partial s} \quad (6)$$

The conventional tangent method then uses this solution to compute the derivative of $\bar{J}_{iv}^{(T)}(s)$:

$$\frac{d\bar{J}_{iv}^{(T)}}{ds} = \frac{1}{T} \int_0^T \left(\frac{\partial J(u_{iv}, s)}{\partial u} v_{iv} + \frac{dJ(u_{iv}, s)}{ds} \right) dt \quad (7)$$

The conventional tangent method can be transformed into another popular method of sensitivity analysis, the conventional adjoint method [?]. The adjoint method can compute the derivative of one objective function to many parameters simultaneously. Because of this advantage, it is widely used in optimal control, inverse problems and data assimilation applications.

3. Failure of the conventional method for time averaged outputs in chaos

Consider that the autonomous dynamical system (1) is chaotic, and that the output (3) is averaged over a long time T . Being chaotic means that the

dynamical system is highly sensitive to initial condition, and that the solution to the linearized initial value problem (4) grows exponentially. The rate of growth is $v_{iv}(t; s) \sim e^{\lambda t}$, where $\lambda > 0$ is the maximal Lyapunov exponent of the dynamical system. Because of this exponential growth, $v_{iv}(t; s)$ has astronomical values when t is large. As this $v_{iv}(t; s)$ is substituted into Equation (7) with a large T , we expect to obtain an astronomical value for $\frac{d\bar{J}_{iv}^{(T)}}{ds}$.

The value of $\frac{d\bar{J}_{iv}^{(T)}}{ds}$ can indeed exceed 10^{100} time of what scientists had expected. Lea et al. [?] studied the Lorenz system, a simplified model of Rayleigh Benard convection, the unsteady heat convection between a hot and a cold surface, the temperature difference between which is described by the Rayleigh number. Because the Rayleigh number strongly affects the behavior of the Lorenz system, Lea et al chose this number as their parameter s . A larger s indicates a larger temperature difference, thus should cause a higher rate of convective heat transfer, which Lea et al. choose as their output J . As s increases, the time averaged J is expected increase at a slope of about 1.²

Lea et al. considered a range of parameter s and several values of the averaging length T . At each s and T , they simulated the Lorenz system and computed $\bar{J}_{iv}^{(T)}(s)$. They then computed the derivative $\frac{d\bar{J}_{iv}^{(T)}}{ds}$ using the conventional adjoint sensitivity analysis method. We followed the same procedure to compute these quantities shown in Figure 1. When T is large, Lea et al. found the derivative of $\bar{J}_{iv}^{(T)}$ orders of magnitude larger than its expected slope of about 1. By repeating Lea et al.'s procedure, we found the astronomical values of $\frac{d\bar{J}_{iv}^{(T)}}{ds}$ insensitive to how Equations (1-7) are discretized.

The conventional sensitivity analysis method fails because the computed derivative $\frac{d\bar{J}_{iv}^{(T)}}{ds}$ is both astronomically large and *useless*. The derivative is useful, e.g., in control, optimization and uncertainty quantification applications, only if it approximates the finite difference slope of the function, $\frac{\bar{J}_{iv}^{(T)}(s+\delta s) - \bar{J}_{iv}^{(T)}(s)}{\delta s}$, over an interval $[s, s + \delta s]$ that is practically nontrivial. Figures 1(c,d) indicates that $\bar{J}_{iv}^{(T)}$ has a derivative magnitude as large as 10^{100} , and therefore a correspondingly steep tangent slope when plotted against s , but only so monotonically over invisibly small intervals of s that are less than 10^{-100} . Over these tiny intervals, the derivative may approximate the finite difference slope; however, over any practically nontrivial intervals, the derivative is orders of magnitude larger than the finite difference slope, which can be measured from Figure 1(c) as being on the order of 1. This orders of magnitude discrepancy makes the derivative useless in applications that use it for constructing local function approximations.

The sensitivity of chaos is responsible for the discrepancy between the deriva-

²In Lea et al.'s original paper, the Rayleigh number is denoted as ρ and the convective heat transfer rate is denoted as z . These notations are conventional in Lorenz system literature. But in this paper, we denote the Rayleigh number as s and the heat transfer rate as J , so that we are consistent with the general notation of parameter and output.

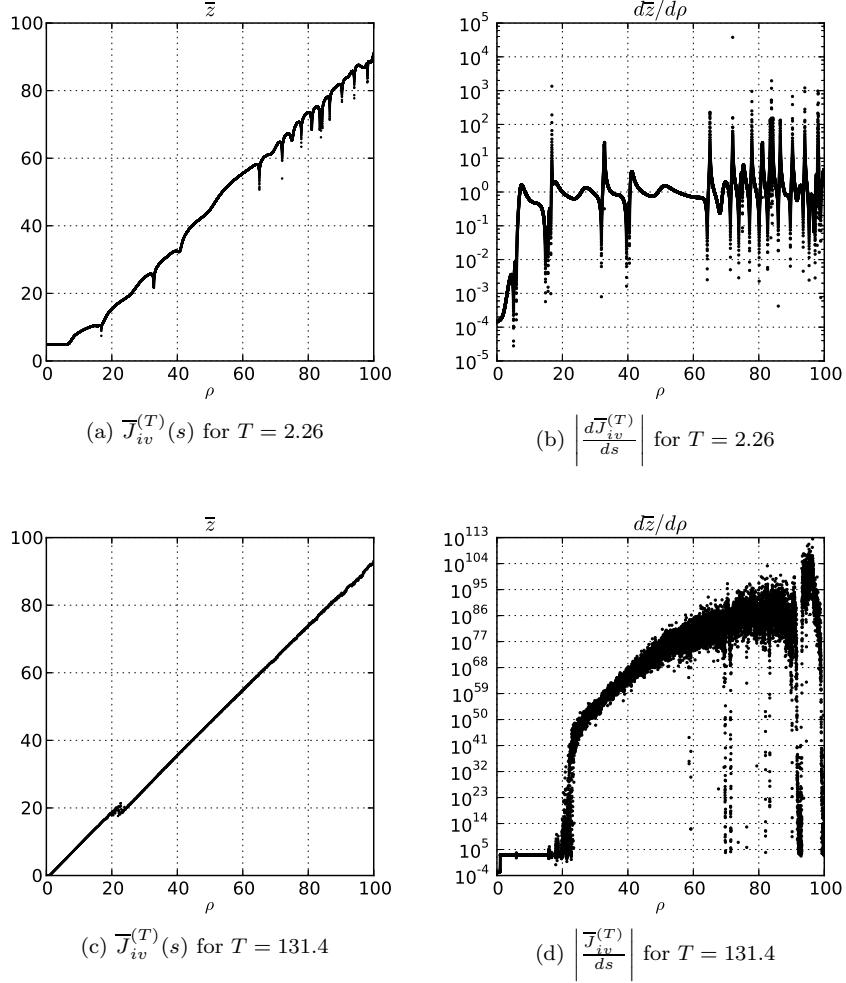


Figure 1: Plots created with the same procedure as Lea et al[?]] (permission granted). Left column: time averaged output $\bar{\mathcal{J}}_{iv}^{(T)}(s)$ plotted against the parameter s . Right column: the derivative of the time averaged output with respect to s . Note the order of magnitude of the y -axes.

tive of $\bar{\mathcal{J}}_{iv}^{(T)}(s)$ and its finite difference slope, the relation between which is governed by the fundamental theorem of calculus,

$$\frac{\bar{\mathcal{J}}_{iv}^{(T)}(s + \delta s) - \bar{\mathcal{J}}_{iv}^{(T)}(s)}{\delta s} = \frac{1}{\delta s} \int_s^{s+\delta s} \frac{d\bar{\mathcal{J}}_{iv}^{(T)}}{ds} ds'. \quad (8)$$

If, over an interval $[s, s + \delta s]$, the derivative $\frac{d\bar{\mathcal{J}}_{iv}^{(T)}}{ds}$ varies within a small range, then within the same small range must lie the finite difference slope. However,

when the dynamical system is chaotic, even a small difference in s causes a large difference in the trajectory of the initial value problem, thus a large difference in the tangent solution $v_{iv}(t; s)$, and therefore a large difference in the derivative $\frac{d\overline{J}_{iv}^{(T)}}{ds}$. As the parameter s varies over even a small interval $[s, s + \delta s]$, this derivative can vary over a wide range of positive and negative values. Even though these values must average to the finite difference slope according to Equation (8), the derivative at any particular s can be orders of magnitude different from the slope.

Conventional sensitivity analysis fails because an initial value problem of chaos is sensitive to perturbations of its parameter value, a phenomenon known as *ill-conditioning*. To overcome this failure, we substitute the initial value problem with a *well-conditioned* one that is not as sensitive to perturbations.

4. Sensitivity analysis via Least Squares Shadowing

4.1. The nonlinear Least Squares Shadowing problem

Instead of the ill-conditioned initial value problem, our new method focuses the governing equation with no initial condition. We replace the initial condition with the following criterion; among all trajectories satisfying the governing equation, we chose the one that is closest to a pre-specified reference trajectory u_r in the following metric:

$$\min_{\tau, u} \frac{1}{T} \int_0^T \left(\|u(\tau(t)) - u_r(t)\|^2 + \alpha^2 \left(\frac{d\tau}{dt} - 1 \right)^2 \right) dt, \quad \text{s.t.} \quad \frac{du}{dt} = f(u, s). \quad (9)$$

The constant α is arbitrary, and can be chosen such that the two terms in the objective function have similar magnitude. The reference trajectory u_r can be a solution to the governing equation at a slightly different value of s . This constrained minimization problem (9) is denoted as the Least Squares Shadowing problem.

We can build our sensitivity analysis method upon the Least Squares Shadowing problem instead of the initial value problem, if the following assumptions are true:

1. **We are only interested in infinite time averaged outputs.** When scientists and engineers compute a long time averaged output, they often intend to approximate the infinitely long time averaged output

$$\overline{J}^{(\infty)}(s) := \lim_{T \rightarrow \infty} \frac{1}{T} \int_0^T J(u(t; s), s) dt. \quad (10)$$

We assume that these infinitely long time averages, and functions thereof, are the only outputs of interest.

2. **The dynamical system is ergodic.** An ergodic dynamical system has the same behavior averaged over time, independent of its initial condition. Specifically, the initial condition has no affect on any infinite time averaged outputs defined above.

Under these two assumptions, we can approximate the outputs of interest using a sufficiently long trajectory of the dynamical system, regardless of where the trajectory starts. Because the solution to the least squares shadowing problem (9), denoted as $u_{lss}^{(T)}(t; s)$, satisfies the governing equation, it is a trajectory of the dynamical system, and can be used to approximate

$$\bar{J}^{(\infty)}(s) \approx \bar{J}_{lss}^{(T)}(s) := \frac{1}{\tau(T) - \tau(0)} \int_{\tau(0)}^{\tau(T)} J(u_{lss}^{(T)}(t; s), s) dt. \quad (11)$$

with sufficiently large T .

4.2. Well-conditioning of Least Squares Shadowing problem

An initial value problem of chaos is ill-conditioned, causing failure to conventional sensitivity analysis methods, a failure we now overcome by switching to the Least Squares Shadowing problem, a well-conditioned problem whose solution is less sensitive to perturbations in the parameter value, and whose long time averages have useful derivatives.

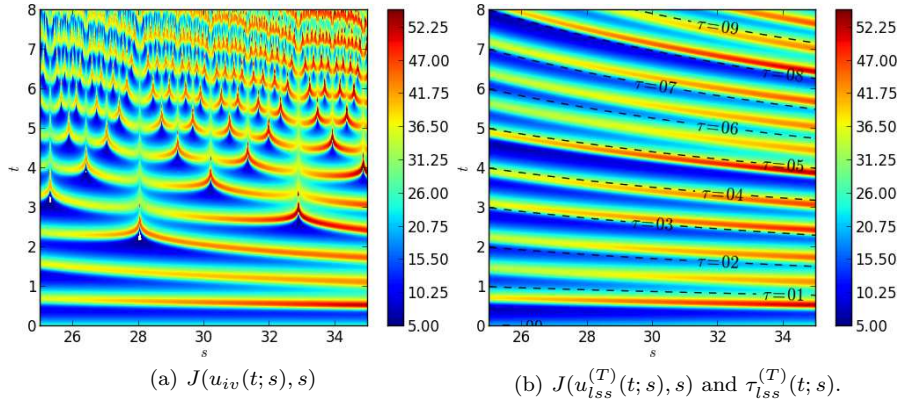


Figure 2: Time dependent rate of heat transfer in the Lorenz system with varying Rayleigh number s . This output is computed by solving initial value problems in the left plot, and by solving Least squares Shadowing problems in the right plot. Each vertical slice represents the time dependent output at an s value.

Figure 2 visualizes how much a parameter variation affects the solutions of an initial value problem, and how little the same variation affects the solutions of a corresponding Least Squares Shadowing problem³. The initial value problem

³In Figure 2(b), we solve a single initial value problem at $s = 25$, followed by a sequence of Least squares problems at increasing values of s , each using the previous solution as its reference trajectory u_r .

produces solutions that are increasingly sensitive to changes in the parameter s at larger t , its condition number growing exponentially as the trajectory length increases. The Least Squares Shadowing problem produces the solutions that are less sensitive to changes in s , its condition number observed to be insensitive to the trajectory length.

The least squares shadowing problem is well-conditioned, a result not only empirically observed in the Lorenz system, but also theoretically derived from the *shadowing lemma*[?]. The shadowing lemma guarantees the existence of a *true trajectory*, one that exactly satisfies the governing equation, in the proximity of a δ -*pseudo trajectory*, one that approximately satisfies the governing equation to precision δ . The lemma assumes that the dynamical system has a set of properties known as *uniform hyperbolicity*[? ?], and states that *for any $\epsilon > 0$, there exists δ , such that for all δ -pseudo trajectory u_r of any length, there exists a true trajectory u within ϵ distance from u_r , in the same distance metric used in Equation (9)*. If u_r is a true trajectory at an unperturbed parameter value s , and thereby a $\delta = \sup \frac{\partial f(u;s)}{\partial s} \delta s$ -pseudo-trajectory at a perturbed parameter value $s + \delta s$, then the shadowing lemma predicts that the least squares shadowing solution u_{lss} lies within an ϵ neighborhood of u_r . Regardless of the trajectory length, perturbing s slightly by δs only makes u_{lss} slightly different from u_r , indicating a well-conditioned problem.

For uniformly hyperbolic systems, the condition number of Problem (9) do not depend on the its length T . For non-uniformly hyperbolic systems, the condition number can grow slowly as T increases; it is nevertheless lower by orders of magnitude than the exponentially growing condition number of the initial value problem. For example, the Lorenz system is not hyperbolic; at $T = 100$, its least squares shadowing problem typically has a condition number on the order of 100, as opposed to a condition number of 10^{50} to 10^{100} for an initial value problem of the same T .

Because the least squares shadowing problem is well-conditioned, its time averaged output $\bar{J}_{lss}^{(T)}(s)$ has a useful derivative. This derivative can be obtained by linearizing the Least Squares Shadowing problem and time averaging its numerical solution (detailed in Section 4.3). Because of its well-conditioning, the linearized least squares shadowing problem has a small solution, the derivative $\frac{d\bar{J}_{lss}^{(T)}}{ds}$ computed from which is therefore small. Also because of the well-conditioning, a small perturbation in s results in a small difference in the nonlinear solution u_{lss} upon which the Least Squares Shadowing problem is linearized, leading to a small difference in the solution to the linearized problem, and therefore a small difference in the derivative $\frac{d\bar{J}_{lss}^{(T)}}{ds}$. Over a small range $[s, s + \delta s]$, the values of the derivative $\frac{d\bar{J}_{lss}^{(T)}}{ds}$ thus lie within a small range. Because these values must average to the finite difference slope

$$\frac{\bar{J}_{lss}^{(T)}(s + \delta s) - \bar{J}_{lss}^{(T)}(s)}{\delta s} = \frac{1}{\delta s} \int_s^{s+\delta s} \frac{d\bar{J}_{lss}^{(T)}}{ds} ds, \quad (12)$$

this finite difference slope must lie within the same small range as the derivatives.

The derivative at any $s \in [s, s + \delta s]$ is a useful approximation to the finite difference slope.⁴

4.3. Computing derivative from linearized Least Squares Shadowing solution

In the nonlinear least squares shadowing problem (9), we choose a reference trajectory u_r that satisfies the governing equation at an unperturbed parameter value s , then perturb this s by an infinitesimal amount δs . By ignoring $O(\delta s^2)$ terms in Taylor expansions, we obtain the *linearized Least Squares Shadowing problem*

$$\min_{\eta, v} \frac{1}{T} \int_0^T (\|v\|^2 + \alpha^2 \eta^2) dt, \quad \text{s.t.} \quad \frac{dv}{dt} = \frac{\partial f}{\partial u} v + \frac{\partial f}{\partial s} + \eta f(u_r, s), \quad (13)$$

where v and η are defined by the solution of the nonlinear problem $\tau_{lss}^{(T)}$ and $u_{lss}^{(T)}$ via the transformations

$$v(t) := \frac{d}{ds} \left(u_{lss}^{(T)} \left(\tau_{lss}^{(T)}(t; s); s \right) \right), \quad \eta(t) := \frac{d}{ds} \frac{d\tau_{lss}^{(T)}(t; s)}{dt}. \quad (14)$$

The linearization is detailed in the Appendix. We also linearize the time averaged output $\bar{J}_{lss}^{(T)}$ as defined in Equation (11), and obtain a formula for computing the desired derivative from the solution of the linearized least squares shadowing problem

$$\frac{d\langle J \rangle}{ds} \approx \frac{\int_0^T \left(\frac{\partial J}{\partial u} v + \frac{\partial J}{\partial s} + \eta (J - \bar{J}) \right) dt}{T}, \quad \text{where} \quad \bar{J} = \frac{\int_0^T J dt}{T} \quad (15)$$

This linearization is also derived in the Appendix.

5. Numerical solution of the least squares shadowing problem

The linearized least squares shadowing problem (13) can be solved with two numerical approaches. The first approach, detailed in Subsection 5.1, first discretizes Problem (13), then derive from the discretized minimization problem its optimality condition, a system of linear equations that are finally solved to obtain the solution v and η . The second approach, detailed in Subsection 5.2, applies variational calculus to Problem (13) and derives the variational optimality condition, a system of linear differential equations that are then discretized and finally solved to obtain v and η . Both approaches can lead to the same linear system, whose solution method is described in Subsection 5.3. Section 5.4 provides a concise summary of the steps involved in this algorithm. The algorithm admits an adjoint counterpart, described in Subsection 5.5, that can compute derivatives to many parameters simultaneously.

⁴It is rigorously proven that the Least Squares Shadowing problem computes derivatives that converge to the derivative of the infinitely long time average in discrete dynamical systems [?].

5.1. Derivation of the linear system via the discrete optimization approach

We first convert Problem (13) from a variational minimization problem to a finite dimensional minimization problem. By dividing the time domain $[0, T]$ into $m = T/\Delta t$ uniform time steps, denoting $u_{i+\frac{1}{2}} = u_r((i + \frac{1}{2})\Delta t)$, $v_{i+\frac{1}{2}} = v((i + \frac{1}{2})\Delta t)$, $i = 0, \dots, m-1$ and $\eta_i = \eta(i\Delta t)$, $i = 1, \dots, m-1$, and approximating the time derivatives of u and v via the trapezoidal rule, we discretize the linearized least squares shadowing problem (13) into

$$\begin{aligned} \min_{v_i, \eta_i} \sum_{i=0}^{m-1} \frac{\|v_{i+\frac{1}{2}}\|_2^2}{2} + \alpha^2 \sum_{i=1}^{m-1} \frac{\eta_i^2}{2}, \quad \text{s.t.} \\ E_i v_{i-\frac{1}{2}} + f_i \eta_i + G_i v_{i+\frac{1}{2}} = b_i, \quad 1 \leq i < m \end{aligned} \quad (16)$$

where

$$\begin{aligned} E_i &= -\frac{I}{\Delta t} - \frac{\partial f}{\partial u}(u_{i-\frac{1}{2}}, s), \\ f_i &= \frac{u_{i+\frac{1}{2}} - u_{i-\frac{1}{2}}}{\Delta t}, \\ G_i &= \frac{I}{\Delta t} - \frac{\partial f}{\partial u}(u_{i+\frac{1}{2}}, s), \\ b_i &= \frac{f(u_{i-\frac{1}{2}}, s) + f(u_{i+\frac{1}{2}}, s)}{2}, \end{aligned} \quad (17)$$

This linear constrained least-squares problem has an optimality condition that can be represented by the following KKT system[?]

$$\left[\begin{array}{ccc|ccc} I & & & E_1^T & & \\ & \alpha^2 & & f_1^T & & \\ & & I & G_1^T & E_2^T & \\ & & & & f_2^T & \\ & & & & G_2^T & \\ & & & & & \ddots & E_{m-1}^T \\ & & & & & & f_{m-1}^T \\ & & & & & & G_{m-1}^T \\ & & & & & & & I \end{array} \right] \begin{bmatrix} v_{\frac{1}{2}} \\ \eta_1 \\ v_{1+\frac{1}{2}} \\ \eta_2 \\ v_{2+\frac{1}{2}} \\ \vdots \\ \eta_{m-1} \\ v_{m-\frac{1}{2}} \end{bmatrix} = \begin{bmatrix} 0 \\ 0 \\ 0 \\ 0 \\ 0 \\ \vdots \\ 0 \\ 0 \end{bmatrix} \\ \hline \left[\begin{array}{ccc} E_1 & f_1 & G_1 \\ & E_2 & f_2 & G_2 \\ & & \ddots & \ddots \\ & & & E_{m-1} & f_{m-1} & G_{m-1} \end{array} \right] \begin{bmatrix} w_1 \\ w_2 \\ \vdots \\ w_{m-1} \end{bmatrix} = \begin{bmatrix} -b_1 \\ -b_2 \\ \vdots \\ -b_{m-1} \end{bmatrix} \quad (18)$$

This linear system can be solved to obtain the least squares shadowing solution v_i and η_i .

5.2. Derivation of the linear system via the continuous optimization approach

The optimality condition of Problem (13) can be derived directly using calculus of variation. Denote $w(t)$ as the Lagrange multiplier function; the La-

grangian of the Problem (13) is

$$\Lambda = \int_0^T \left(v^\top v + \alpha^2 \eta^2 + 2 w^\top \left(\frac{dv}{dt} - \frac{\partial f}{\partial u} v - \frac{\partial f}{\partial s} - \eta f \right) \right) dt$$

The first order optimality condition requires the variation of Λ with respect to arbitrary δw , δv and $\delta \eta$ to be 0. This condition, through integration by parts, is equivalent to the following set of linear differential equations and boundary conditions

$$\begin{cases} \frac{dv}{dt} - \frac{\partial f}{\partial u} v - \frac{\partial f}{\partial s} - \eta f = 0 \\ \frac{dw}{dt} + \frac{\partial f}{\partial u}^\top w - v = 0 \\ w(0) = w(T) = 0 \\ \alpha^2 \eta - w^\top f = 0 . \end{cases}$$

These linear differential equations consistently discretize into the same linear system (18) derived in the last subsection.

5.3. Solution of the linear system

The KKT system (18) can be solved by using Gauss elimination to remove the lower-left block, thereby forming the Schur complement of the KKT system

$$\mathbf{B}\mathbf{B}^T \mathbf{w} = \mathbf{b} , \quad (19)$$

where

$$\mathbf{B} = \begin{bmatrix} E_1 & \frac{f_1}{\alpha} & G_1 & & & \\ & E_2 & \frac{f_2}{\alpha} & G_2 & & \\ & & \ddots & \ddots & \ddots & \\ & & & E_m & \frac{f_m}{\alpha} & G_m \end{bmatrix} , \quad \mathbf{w} = \begin{bmatrix} w_1 \\ w_2 \\ \vdots \\ w_m \end{bmatrix} , \quad \mathbf{b} = \begin{bmatrix} b_1 \\ b_2 \\ \vdots \\ b_m \end{bmatrix} . \quad (20)$$

This Schur complement matrix $\mathbf{B}\mathbf{B}^T$ is symmetric positive definite and block-tri-diagonal; its block size is the dimension of the dynamical system n . The Schur complement system (19) can be solved using a banded direct solver with $O(m n^3)$ floating point operations [?]. One can also perform a sparse QR factorization on the block-bi-diagonal \mathbf{B}^T , and then use backward and forward substitution to compute \mathbf{w} . The sparse QR factorization also takes $O(m n^3)$ floating point operations [?]. Iterative solution methods can potentially be used to efficiently solve the system when n is large and the Schur complement matrix has a large bandwidth.

Once \mathbf{w} is computed by solving the Schur complement system, it can be substituted into the upper blocks of the KKT system (18) to compute v_i and η_i . By denoting $w_0 = w_{m+1} = 0$, these upper blocks can be written as

$$v_{i+\frac{1}{2}} = -G_i^T w_i - E_{i+1}^T w_{i+1} , \quad 0 \leq i < m ; \quad \eta_i = -\frac{f_i^T w_i}{\alpha^2} , \quad 0 < i < m . \quad (21)$$

Once these $v_{i+\frac{1}{2}}$ and η_i are computed, the desired derivative can then be computed by discretizing Equation (15)

$$\frac{d\langle J \rangle}{ds} \approx \frac{1}{m} \sum_{i=0}^{m-1} \left(\frac{\partial J(u_{i+\frac{1}{2}}, s)}{\partial u} v_{i+\frac{1}{2}} + \frac{\partial J(u_{i+\frac{1}{2}}, s)}{\partial s} \right) + \frac{1}{m-1} \sum_{i=1}^{m-1} \eta_i \tilde{J}_i \quad (22)$$

where

$$\tilde{J}_i = \frac{J(u_{i-\frac{1}{2}}, s) + J(u_{i+\frac{1}{2}}, s)}{2} - \frac{1}{m} \sum_{i=0}^{m-1} J(u_{i+\frac{1}{2}}, s), \quad i = 1, \dots, m-1 \quad (23)$$

5.4. Summary of the algorithm

1. Choose a sufficiently small time step size Δt and sufficiently many time steps m .
2. Compute a solution to the equation (1) at $u_i = u_r((i + \frac{1}{2})\Delta t), i = 0, \dots, m - 1$.
3. Compute the vectors and matrices E_i, f_i, G_i and b_i as defined in Equations (17).
4. Choose a nonzero α , form matrix \mathbf{B} and solve Equation (19) for \mathbf{w} .
5. Compute v_i and η_i from Equation (21).
6. Compute desired derivative using Equation (22).

The computational cost of algorithm is $O(mn^3)$ if a direct solver is used for Equation (19), where m is the number of time steps and n is the dimension of the dynamical system.

5.5. Adjoint formulation of the sensitivity computation method

An alternative method of computing the same derivative as in Equation (22) is the discrete adjoint formulation. In this formulation, one first solves the adjoint system

$$\left[\begin{array}{cccc|cccc} I & & & & E_1^T & & & \\ & \alpha^2 & & & f_1^T & & & \\ & & I & & G_1^T & E_2^T & & \\ & & & \alpha^2 & & f_2^T & & \\ & & & & I & G_2^T & & \\ & & & & & & \ddots & E_{m-1}^T \\ & & & & & & & f_{m-1}^T \\ & & & & & & & G_{m-1}^T \end{array} \right] \left[\begin{array}{c} \hat{v}_{\frac{1}{2}} \\ \hat{\eta}_1 \\ \hat{v}_{1+\frac{1}{2}} \\ \hat{\eta}_2 \\ \hat{v}_{2+\frac{1}{2}} \\ \vdots \\ \hat{\eta}_{m-1} \\ \hat{v}_{m-\frac{1}{2}} \end{array} \right] = \left[\begin{array}{c} \frac{1}{m} \frac{\partial J(u_{1/2}, s)}{\partial u} \tilde{J}_1 \\ \frac{1}{m} \frac{\partial J(u_{1+1/2}, s)}{\partial u} \tilde{J}_2 \\ \frac{1}{m} \frac{\partial J(u_{2+1/2}, s)}{\partial u} \\ \vdots \\ \frac{1}{m-1} \tilde{J}_{m-1} \\ \frac{1}{m} \frac{\partial J(u_{m-1/2}, s)}{\partial u} \\ 0 \\ 0 \\ \vdots \\ 0 \end{array} \right] \quad (24)$$

This system has the same matrix as in Equation (18), but a different right hand side. It can be solved by inverting

$$\mathbf{B}\mathbf{B}^T \hat{\mathbf{w}} = \mathbf{B}\mathbf{g} , \quad (25)$$

where \mathbf{B} is defined in Equation (20), $\hat{\mathbf{w}} = (\hat{w}_1, \dots, \hat{w}_{m-1})$, and \mathbf{g} is the upper portion of the right hand side of Equation (24). Once $\hat{\mathbf{w}}$ is computed, $d\langle J \rangle/ds$ can be computed via

$$\frac{d\langle J \rangle}{ds} \approx \sum_{i=1}^{m-1} b_i^T \hat{w}_i + \frac{1}{m} \sum_{i=0}^{m-1} \frac{\partial J(u_{i+\frac{1}{2}}, s)}{\partial s} , \quad (26)$$

where b_i is defined in Equation (17). This adjoint derivative estimate is equal to the derivative estimate in Section 5.4 up to a round-off error. The examples in the following sections use the algorithm in Section 5.4.

6. Application to the Van der Pol oscillator

We apply our method to the Van der Pol oscillator

$$\frac{d^2 y}{dt^2} = -y + \beta(1 - y^2) \frac{dy}{dt} . \quad (27)$$

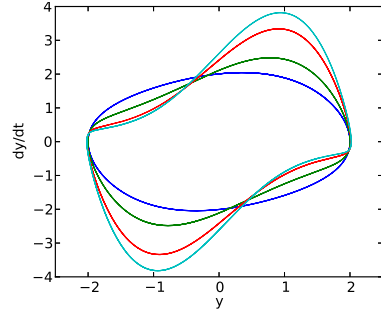
to compute sensitivity to the parameter β in the system. Figure 3a shows the limit cycle attractor as β varies from 0.2 to 2.0. As β increases, the maximum magnitude of dy/dt significantly increases. We choose the objective function to be the L^8 norm of dy/dt , which has a similar trend to the L^∞ norm and reflects the magnitude of the peak in dy/dt . By denoting $u = (u^{(1)}, u^{(2)}) = (y, dy/dt)$ as the state vector, we convert the second order ODE (27) into two coupled first order ODEs, and write the objective function as

$$\langle J \rangle^{\frac{1}{8}} = \left(\lim_{T \rightarrow \infty} \frac{1}{T} \int_0^T J(u, \beta) dt \right)^{\frac{1}{8}} , \quad J(u, \beta) = u^{(2)8} \quad (28)$$

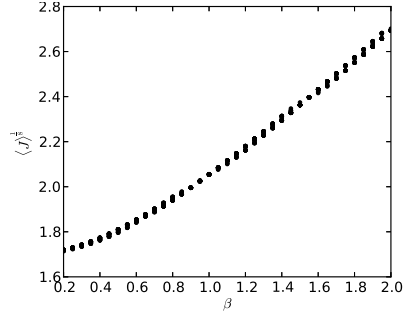
The method described in Section 4.3 is then applied to compute v : for each β , we start the simulation by assigning uniform $[0, 1]$ random numbers to $(u^{(1)}, u^{(2)})$ as their initial condition at $t = -50$. The ODE is integrated to $t = 0$ to ensure that $u(0)$ is almost on the limit cycle attractor. A trajectory $u(t), 0 \leq t \leq 50$ is then computed using a `scipy` wrapper of `lsoda`, with time step size $\Delta t = 0.02$. The $m = 2500$ states along the resulting trajectory are used to construct the coefficient in Equation (18).

The solution to Equation (18) is then substituted into Equation (22) to estimate the derivative of the $\langle J \rangle$ to the parameter β . Finally, the derivative of the output $\langle J \rangle^{\frac{1}{8}}$ is computed using

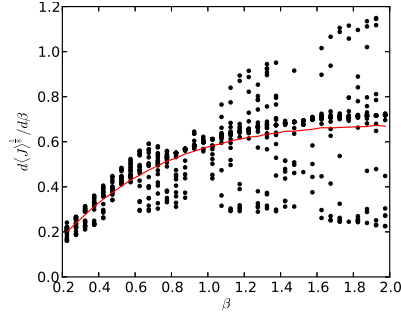
$$\frac{d\langle J \rangle^{\frac{1}{8}}}{d\beta} = \frac{\langle J \rangle^{-\frac{7}{8}}}{8} \frac{d\langle J \rangle}{d\beta} . \quad (29)$$



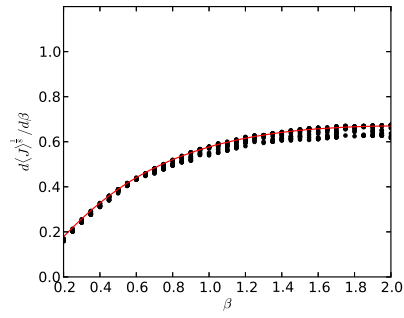
(a) Limit cycle attractors of the Van der Pol oscillator at $\beta = 0.2, 0.8, 1.6$ and 2.0 .



(b) For each value of β , $\langle J \rangle^{\frac{1}{8}}$ is estimated 20 times by solving initial value problems of length 50 with random initial conditions.



(c) $d\langle J \rangle^{\frac{1}{8}}/d\beta$ estimated by finite differencing pairs of trajectories with $\Delta\beta = 0.05$. For each value of β , the black dots are computed on 20 pairs of trajectories with length 50. The red line is computed on pairs of trajectories with length 5000.



(d) $d\langle J \rangle^{\frac{1}{8}}/d\beta$ estimated with Least Squares Shadowing sensitivity analysis. For each value of β , the black dots are computed on 20 trajectories of length 50. The red line is computed on trajectories of length 5000.

Figure 3: Least Squares Shadowing Sensitivity Analysis of the van der Pol oscillator.

The computed derivative is compared against finite difference in Figure 3. For each value of β , we repeat both the finite difference and least squares shadowing 20 times on randomly initialized trajectories; the spread of the computed derivatives represents the approximation error due to insufficient trajectory length. Long trajectories are used to compute more accurate derivatives. The results indicate that the least squares shadowing method is more accurate than finite difference in this problem with the same trajectory length.

7. Application to the Lorenz system

We apply our method to the Lorenz system

$$\frac{dx}{dt} = \sigma(y - x), \quad \frac{dy}{dt} = x(r - z) - y, \quad \frac{dz}{dt} = xy - \beta z. \quad (30)$$

and analyze sensitivity to the parameter ρ in the system. The behavior of the Lorenz system as ρ changes from 0 to 100 is shown in Figure 4a, and can be summarized as following [?]:

- Stable fixed point attractor at $(0, 0, 0)$ for $0 \leq \rho \leq 1$.
- Two stable fixed point attractors at $x = y = \pm\sqrt{\beta(\rho - 1)}$, $z = \rho - 1$ for $1 < \rho < 24.74$.
- Quasi-hyperbolic strange attractors for $24.06 < \rho < 31$. This includes the classic Lorenz attractor at $\rho = 28$.
- Non-hyperbolic quasi-attractors for $31 < \rho < 99.5$.
- Periodic limit cycle attractors with an infinite series of period doubling for $\rho > 99.5$.

Despite the many transitions in the fundamental nature of the system, the mean z value

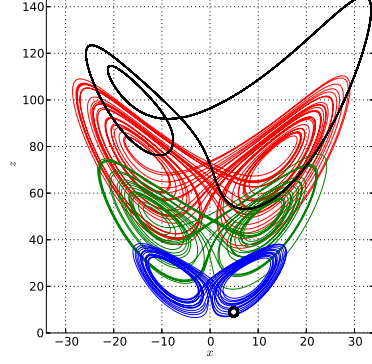
$$\langle z \rangle = \lim_{T \rightarrow \infty} \frac{1}{T} \int_0^T z dt \quad (31)$$

apparently increases as the parameter ρ increases. $\langle z \rangle$ is chosen to be our time averaged output quantity in this study.

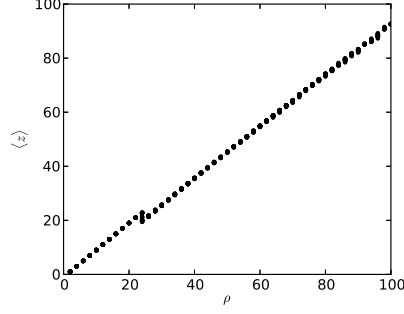
By denoting $u = (x, y, z)$, the method described in Section 5.4 is applied to the Lorenz system. For each ρ , we start the simulation at $t = -50$ with uniform $[0, 1]$ random numbers as initial conditions for x, y and z . The Lorenz system is integrated to $t = 0$, so that $u(0)$ is approximately on the attractor. A trajectory $u(t)$, $0 \leq t \leq 50$ is then computed using a `scipy`[?] wrapper of `lsoda`[?], with time step size $\Delta t = 0.01$. The resulting $m = 5000$ states along the trajectory are used to construct the linear system (18), whose solution is then used to estimate the desired derivative $d\langle z \rangle/d\rho$ using Equation (15).

The computed derivative is compared against finite difference values in Figure 4. The dip in the finite difference value at around $\rho = 22.5$ is due to a bifurcation from fixed point attractors to strange attractors at $24.0 \leq \rho \leq 24.74$ (the two types of attractors co-exist within this range). For $24.74 < \rho < 31$, the Lorenz system is dominated by a quasi-hyperbolic attractor. Least squares shadowing sensitivity analysis computes accurate and consistent gradients on randomly chosen short trajectories on the attractor.

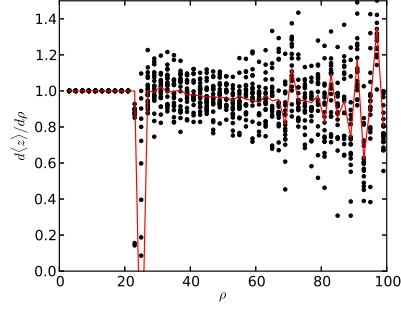
As ρ increases beyond 31, the system is non-hyperbolic and its trajectories form an object known as a quasi-attractor [?]. For $\rho > 99.5$, the system transitions to periodic oscillations, then goes through an infinite series of period doubling bifurcations. Despite of the complex, non-hyperbolic behavior, our method computes derivatives that are more accurate than finite difference on the same trajectory lengths.



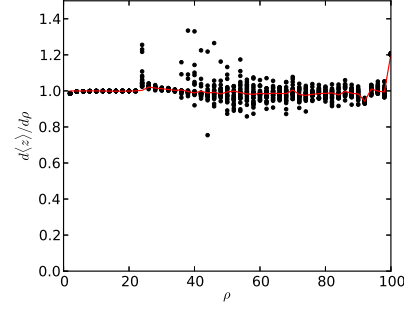
(a) Attractors of the Lorenz system at $\rho = 10$ (open circle), $\rho = 25, 50, 75$ and 100 (blue, green, red and black lines, respectively)



(b) For each value of ρ , $\langle z \rangle$ is estimated 20 times by solving initial value problems of length 50 with random initial conditions.



(c) $d\langle z \rangle/d\rho$ estimated by finite differencing pairs of trajectories with $\Delta\rho = 2$. For each value of ρ , the black dots are computed on 20 pairs of trajectories with length 50. The red line is computed on pairs of trajectories with length 5000.



(d) $d\langle z \rangle/d\rho$ estimated with Least Squares Shadowing sensitivity analysis. For each value of ρ , the black dots are computed on 20 trajectories of length 50. The red line is computed on trajectories of length 5000.

Figure 4: Least Squares Shadowing Sensitivity Analysis of the Lorenz system.

8. Application to an aero-elastic limit cycle oscillator

We apply our method to a simple model of aeroelastic limit cycle oscillation, as shown in Figure 5. The model is described in detail by Zhao and Yang[?]. The governing equations are

$$\begin{aligned} \frac{d^2 h}{dt^2} + 0.25 \frac{d\alpha}{dt} + 0.1 \frac{dh}{dt} + 0.2 h + 0.1 Q \alpha &= 0 \\ 0.25 \frac{d^2 h}{dt^2} + 0.5 \frac{d^2 \alpha}{dt^2} + 0.1 \frac{d\alpha}{dt} + 0.5 \alpha + 20 \alpha^3 - 0.1 Q \alpha &= 0 \end{aligned} \quad (32)$$

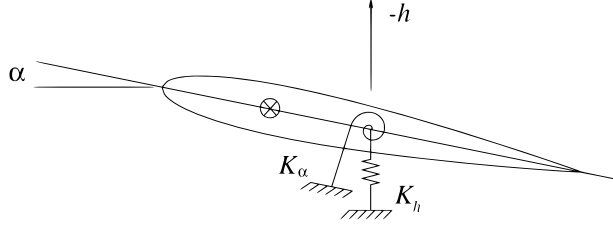
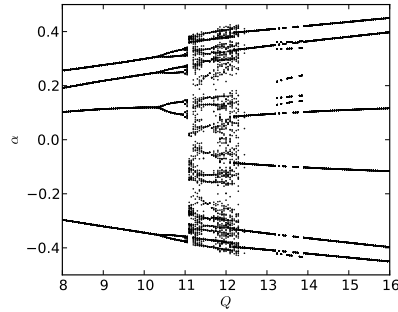
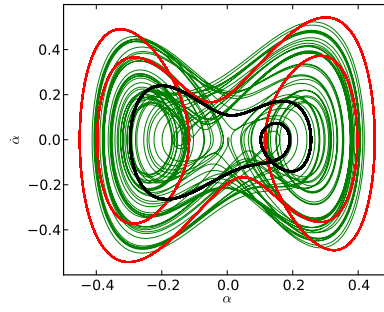


Figure 5: Model aero-elastic oscillator

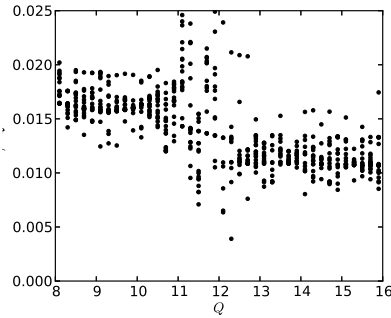
where h is the plunging degree of freedom, and α is the pitching degree of freedom. We analyze sensitivity to the reduced dynamic pressure Q .



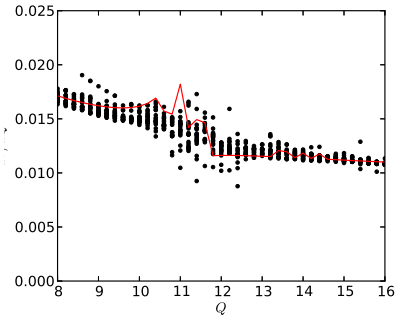
(a) Bifurcation diagram in the parameter range considered.



(b) Phase plots (α vs $\dot{\alpha} = d\alpha/dt$) at $Q = 8$ (black), $Q = 12$ (green) and $Q = 16$ (red).



(c) $d\langle J \rangle^{\frac{1}{8}}/dQ$ estimated by finite differencing pairs of trajectories with $\Delta Q = 0.2$. For each value of Q , the black dots are computed on 20 pairs of trajectories with length 300.



(d) $d\langle J \rangle^{\frac{1}{8}}/dQ$ estimated with Least Squares Shadowing sensitivity analysis. For each value of Q , the black dots are computed on 20 trajectories of length 300. The red line is computed on trajectories of length 30000.

Figure 6: Least Squares Shadowing Sensitivity Analysis on the aero-elastic oscillator model (32).

The bifurcation diagram of α as Q increases from 8 to 16 is shown in Figure 6a. The behavior of the system as Q varies is complex [?]: At low values of Q , the system has an asymmetric limit cycle attractor. As Q increases beyond about 10.25, a series of period doubling bifurcations occurs, leading to transition into chaos just beyond $Q = 11$. At about $Q = 12.5$, the system ceases to be chaotic, and transitions to symmetric periodic limit cycle oscillation. When Q increases beyond about 13.25, there appears to be small windows of asymmetric oscillations. Finally, at about $Q = 13.9$, the system recovers symmetric periodic limit cycle oscillations. The phase plot of the system at several values of Q is shown in Figure 6b. These include an asymmetric periodic limit cycle attractor at $Q = 8$, a chaotic limit cycle attractor or quasi-attractor at $Q = 12$, and a symmetric periodic limit cycle attractor at $Q = 16$.

We observe that the magnitude of the oscillation grows as Q increases, and choose the L^8 norm of the pitch angle α as the objective function. The L^8 norm has similar trend as the L^∞ norm, and indicates the magnitude of the oscillation in the pitching degree of freedom. Denoting $u = (u^{(1)}, u^{(2)}, u^{(3)}, u^{(4)}) = (y, \alpha, dy/dt, d\alpha/dt)$ as the state vector, we convert the pair of second order ODEs (32) into a system of four first order ODEs. The output can then be written as

$$\langle J \rangle^{\frac{1}{8}} = \left(\lim_{T \rightarrow \infty} \frac{1}{T} \int_0^T u^{(2)8} dt \right)^{\frac{1}{8}} \quad (33)$$

We use the method described in Section 5.4 to compute the derivative of the objective function to the input parameter Q . For each Q , we initiate the simulation at $t = -300$ with uniform $[0, 1]$ random numbers as its initial condition. The ODE is integrated to $t = 0$ to ensure that $u(0)$ is approximately on an attractor. A trajectory $u(t), 0 \leq t \leq 300$ is then computed using a scipy[?] wrapper of lsoda[?], with time step size $\Delta t = 0.02$. The resulting 15000 states along the trajectory are used to construct the linear system (18), whose solution is used to estimate the derivative of the output with respect to Q . The computed derivative is compared against finite difference values in Figure 6. Whether the system exhibits periodic or chaotic limit cycle oscillations, the derivative computed using least squares shadowing sensitivity analysis is more accurate than finite difference results.

9. Conclusion

We presented the Least Squares Shadowing method for computing derivatives in ergodic dynamical systems. While traditional tangent and adjoint methods linearize the ill-conditioned initial value problem, thereby computing large and useless derivatives, the new method linearizes the well-conditioned least squares shadowing problem, thereby computing useful derivatives of long time averaged quantities. The method is demonstrated on the periodic van der Pol oscillator, the chaotic Lorenz attractor, and a simple aero-elastic oscillation model that exhibits mixed periodic and chaotic behavior. These applications

demonstrate the effectiveness of our new sensitivity computation algorithm in many complex nonlinear dynamics regimes. These include fixed points, limit cycles, quasi-hyperbolic and non-hyperbolic strange attractors.

The Least Squares Shadowing method requires solving either a sparse matrix system (in its discrete formulation) or a boundary value problem in time (in its continuous formulation). This boundary value problem is about twice as large as a linearized initial value problem, in terms of the dimension and sparsity of the matrix for the discrete formulation, and in terms of the number of equations for the continuous formulation. When the dynamical system is low dimensional, the sparse matrix system can be solved using a direct matrix solver; computing the derivative of the output costs a few times more than computing the output itself by solving an initial value problem. When the dynamical system is high dimensional, e.g., a discretized partial differential equation, iterative solution methods should be used instead of direct matrix solvers. Because the system is well-conditioned and only twice as large as an initial value problem, an iterative solution can potentially cost only a small multiple of an initial value solution, particularly if using an iterative solver specifically designed for this problem. Therefore, we think that the Least Squares Shadowing method is not only efficient for low-dimensional chaotic dynamical systems, but also applicable to sensitivity analysis of large chaotic dynamical systems.

Acknowledgments

The first author acknowledges AFOSR Award F11B-T06-0007 under Dr. Fariba Fahroo, NASA Award NNH11ZEA001N under Dr. Harold Atkins, and a subcontract of the DOE PSAAP Program at Stanford.

Appendix A. Derivation of Equations (13) and (15)

If $\frac{du_r}{dt} = f(u_r, s)$ in Problem (9), then $u_{lss}(t; s) \equiv u_r(t)$ and $\tau_{lss}(t; s) \equiv t$ solve the problem. Because Problem (9) is well-conditioned, its solution at a perturbed parameter value $s + \delta s$ for the same u_r should be slightly different. Denote

$$v(t) := \frac{d}{ds} \left(u_{lss}(\tau_{lss}(t; s); s) - u_r(t) \right), \quad \eta(t) := \frac{d}{ds} \left(\frac{d\tau_{lss}(t; s)}{dt} - 1 \right), \quad (\text{A.1})$$

which for infinitesimal δs translate into

$$\begin{aligned} \tau_{lss}(t; s + \delta s) &= \int_0^t (1 + \eta(t')\delta s) dt', \\ u_{lss}(\tau_{lss}(t; s + \delta s); s + \delta s) &= u_r(t) + v(t)\delta s. \end{aligned} \quad (\text{A.2})$$

The second equation translates the objective function in Problem (9) into the objective function in Problem (13). $du_{lss}(t; s + \delta s)$ must satisfy the constraint

in Problem (9), which translates into (ignoring $O(\delta s^2)$ terms)

$$\begin{aligned}
& \frac{d}{dt}(u_r(t) + v(t)\delta s) \\
&= \frac{du_{lss}(\tau_{lss}(t; s + \delta s); s + \delta s)}{dt} \\
&= \frac{d\tau_{lss}(t; s + \delta s)}{dt} \frac{du_{lss}(\tau; s + \delta s)}{d\tau} \Big|_{\tau=\tau_{lss}(t; s + \delta s)} \\
&= \frac{d\tau_{lss}(t; s + \delta s)}{dt} f(u_{lss}(\tau_{lss}(t; s + \delta s); s + \delta s), s + \delta s) \\
&= (1 + \eta(t)\delta s) \left(f(u_r(t), s) + \frac{\partial f}{\partial u} v(t)\delta s + \frac{\partial f}{\partial s} \delta s \right) \\
&= f(u_r(t), s) + \eta(t)f(u_r(t), s)\delta s + \frac{\partial f}{\partial u} v(t)\delta s + \frac{\partial f}{\partial s} \delta s
\end{aligned} \tag{A.3}$$

Because $\frac{du_r}{dt} = f(u_r, s)$, we cancel all $O(1)$ terms, leaving only

$$\frac{dv}{dt} = \eta(t)f(u_r(t), s) + \frac{\partial f}{\partial u} v(t) + \frac{\partial f}{\partial s}, \tag{A.4}$$

the constraint in the linearized least squares shadowing problem (13).

For infinitesimal δs , the definition of $\bar{J}_{lss}^{(T)}(s)$ in Equation (11) leads to

$$\begin{aligned}
& \bar{J}_{lss}^{(T)}(s + \delta s) - \bar{J}_{lss}^{(T)}(s) \\
&= \frac{\int_{\tau(0; s + \delta s)}^{\tau(T; s + \delta s)} J(u_{lss}(t; s + \delta s), s + \delta s) dt}{\tau(T; s + \delta s) - \tau(0; s + \delta s)} - \frac{\int_{\tau(0; s)}^{\tau(T; s)} J(u_{lss}(t; s), s) dt}{\tau(T; s) - \tau(0; s)} \\
&= \frac{\int_0^T J(u_{lss}(\tau_{lss}(t; s + \delta s), s + \delta s), s + \delta s) \frac{d\tau(s; s + \delta s)}{dt} dt}{\tau(T; s + \delta s) - \tau(0; s + \delta s)} - \frac{\int_0^T J(u_r(t), s) dt}{\tau(T; s) - \tau(0; s)} \\
&= \frac{\int_0^T J(u_{lss}(\tau_{lss}(t; s + \delta s), s + \delta s), s + \delta s) \frac{d\tau(s; s + \delta s)}{dt} dt}{\int_0^T (1 + \eta(t')\delta s) dt'} - \frac{\int_0^T J(u_r(t), s) dt}{\int_0^T (1 + \eta(t')\delta s) dt'} \\
&\quad + \frac{\int_0^T J(u_r(t), s) dt}{\int_0^T (1 + \eta(t')\delta s) dt'} - \frac{\int_0^T J(u_r(t), s) dt}{T} \\
&= \frac{\int_0^T \left(\left(J(u_r(t), s) + \frac{\partial J}{\partial u} v(t) \delta s + \frac{\partial J}{\partial s} \delta s \right) (1 + \eta(t)) - J(u_r(t), s) \right) dt}{\int_0^T (1 + \eta(t')\delta s) dt'} \\
&\quad + \left(\int_0^T J(u_r(t), s) dt \right) \frac{- \int_0^T \eta(t') \delta s dt'}{T \int_0^T (1 + \eta(t')\delta s) dt'} \\
&= \left(\frac{\int_0^T \left(\frac{\partial J}{\partial u} v(t) + \frac{\partial J}{\partial s} + \eta(t) J(u_r(t), s) \right) dt}{\int_0^T (1 + \eta(t')\delta s) dt'} \right. \\
&\quad \left. - \frac{\left(\int_0^T J(u_r(t), s) dt \right) \left(\int_0^T \eta(t') dt' \right)}{T^2} \right) \delta s + O(\delta s^2) \\
&= \frac{\delta s}{T} \int_0^T \left(\frac{\partial J}{\partial u} v(t) + \frac{\partial J}{\partial s} + \eta(t) \left(J(u_r(t), s) - \bar{J}_{lss}^{(T)} \right) \right) dt + O(\delta s^2)
\end{aligned} \tag{A.5}$$

Therefore,

$$\begin{aligned}
\frac{d\overline{J}_{lss}^{(T)}}{ds} &= \lim_{\delta s \rightarrow 0} \frac{\overline{J}_{lss}^{(T)}(s + \delta s) - \overline{J}_{lss}^{(T)}(s)}{\delta s} \\
&= \frac{1}{T} \int_0^T \left(\frac{\partial J}{\partial u} v(t) + \frac{\partial J}{\partial s} + \eta(t) \left(J(u_r(t), s) - \overline{J}_{lss}^{(T)} \right) \right) dt
\end{aligned} \tag{A.6}$$