

## Feasibility Study of Observing $\eta'$ Mesic Nuclei with $(p, d)$ Reaction

Kenta ITAHASHI<sup>1</sup>, Hiroyuki FUJIOKA<sup>2</sup>, Hans GEISSEL<sup>3</sup>, Ryugo S. HAYANO<sup>4</sup>,  
 Satoru HIRENZAKI<sup>5</sup>, Satoshi ITOH<sup>4</sup>, Daisuke JIDO<sup>6,7</sup>, Volker METAG<sup>8</sup>,  
 Hideko NAGAIHIRO<sup>5</sup>, Mariana NANOVA<sup>8</sup>, Takahiro NISHI<sup>4</sup>,  
 Kota OKOCHI<sup>4</sup>, Haruhiko OUTA<sup>1</sup>, Ken SUZUKI<sup>9</sup>, Takatoshi SUZUKI<sup>4</sup>,  
 Yoshiki K. TANAKA<sup>4</sup> and Helmut WEICK<sup>3</sup>

<sup>1</sup>*Nishina Center for Accelerator-Based Science, RIKEN, Saitama 351-0198, Japan*

<sup>2</sup>*Department of Physics, Kyoto University, Kyoto, 606-8502, Japan*

<sup>3</sup>*GSI Helmholtzzentrum für Schwerionenforschung GmbH, D-64291 Darmstadt, Germany*

<sup>4</sup>*Department of Physics, The University of Tokyo, Tokyo, 113-0033, Japan*

<sup>5</sup>*Department of Physics, Nara Women's University, Nara 630-8506, Japan*

<sup>6</sup>*Yukawa Institute for Theoretical Physics, Kyoto University, Kyoto, 606-8502, Japan*

<sup>7</sup>*J-PARC Branch, KEK Theory Center, Institute of Particle and Nuclear Studies, High Energy Accelerator Research Organization (KEK), Ibaraki, 319-1106, Japan*

<sup>8</sup>*II. Physikalisches Institut, Universität Gießen, D-35392 Gießen, Germany*

<sup>9</sup>*Stefan Meyer Institut für subatomare Physik, 1090 Vienna, Austria*

A novel method is proposed to measure  $\eta'(958)$  meson bound states in  $^{11}\text{C}$  nuclei by missing mass spectroscopy of the  $^{12}\text{C}(p, d)$  reaction near the  $\eta'$  production threshold. It is shown that peak structures will be observed experimentally in an inclusive measurement if the in-medium  $\eta'$  mass shift is sufficiently large and the decay width of  $\eta'$  mesic states is narrow enough. Such a measurement will be feasible with intense proton beam supplied by the SIS synchrotron at GSI combined with the good energy resolution of the fragment separator FRS.

### §1. Introduction

The  $U_A(1)$  problem<sup>1)</sup> has attracted continuous attention for a long time as a fundamental question on the low-energy spectrum and dynamics of the pseudoscalar mesons in QCD. According to the symmetry pattern of the quark sector in QCD naively, the  $\eta'$  meson would be one of the Nambu-Goldstone bosons associated with the spontaneous breakdown of the  $U(3)_L \times U(3)_R$  chiral symmetry to the  $U_V(3)$  flavor symmetry. In the real world, however, gluon dynamics plays an important role, and the  $\eta'$  meson acquires its peculiarly larger mass than those of the other pseudoscalar mesons,  $\pi$ ,  $K$ , and  $\eta$  through the quantum anomaly effect of non-perturbative gluon dynamics<sup>2),3)</sup> which induces the non-trivial vacuum structure of QCD.<sup>4)</sup> The mass generation of the  $\eta'$  meson is a result of the interplay of quark symmetry and gluon dynamics. In the instanton picture, a rapid decrease of the effects of instantons in finite energy density hadronic matter induces a reduction of the  $\eta'$  mass.<sup>5),6)</sup> It is also known that the  $U_A(1)$  anomaly affects the flavor singlet  $\eta'$  mass only through chiral symmetry breaking in the light flavors.<sup>7),8)</sup> In spite of this qualitative theoretical

understanding of the mechanism of the  $\eta'$  mass generation, we have not understood the  $\eta'$  mass generation quantitatively and our present knowledge has not reached a satisfactory level yet.

In-medium properties of the  $\eta'$  meson provide us with essential information to understand the  $U_A(1)$  anomaly, and the density and/or temperature dependence of the anomaly effect on the  $\eta'$  mass may clarify the mass generation mechanism. In nuclear matter partial restoration of chiral symmetry takes place with an order of 30% reduction of the quark condensate.<sup>9)–11)</sup> The effect of the chiral symmetry breaking on the  $\eta'$  mass could decrease and one could expect a large mass reduction in nuclear matter. One of the efficient ways to observe in-medium modification of the meson properties is spectroscopy of meson-nucleus bound systems like deeply bound pionic atoms. In the meson-nucleus bound system, because it is guaranteed that the meson inhabits the nucleus, it is unnecessary to remove in-vacuum contributions from the spectrum. The fact that the bound states have definite quantum numbers is favorable to extract fundamental quantities, since detailed spectroscopy enables us to investigate selectively the contents of the in-medium meson self-energy.<sup>12)</sup> Since so far there have been no observations of  $\eta'$  mesons bound in nuclei, it is extremely desirable to search for experimental signals of  $\eta'$  bound states in nuclei as a first step of detailed investigations of in-medium  $\eta'$  meson properties.

Recently it has been reported that a strong reduction of the  $\eta'$  mass, at least 200 MeV, is necessary to explain the two-pion correlation in Au+Au collisions at RHIC.<sup>13)</sup> On the other hand, the low-energy  $\eta'$  production experiment with  $pp$  collision has suggested a relatively smaller scattering length of the  $s$ -wave  $\eta'$ -proton interaction,  $|\text{Re } a_{\eta'p}| < 0.8 \text{ fm}^{14)}$  and  $|a_{\eta'p}| \sim 0.1 \text{ fm},^{15)}$  which corresponds to a mass reduction at nuclear saturation density from several to tens MeV estimated within the linear density approximation. Transparency ratios for  $\eta'$  mesons have been measured for different nuclei by the CBELSA/TAPS collaboration.<sup>16),17)</sup> An absorption width of the  $\eta'$  meson at saturation density as small as 15–25 MeV has been found. Within the experimental uncertainties this width seems to be almost independent of the  $\eta'$  momentum. Theoretically, the formation spectra of the  $\eta'$  mesic nuclei have been calculated first in Ref. 18). Nambu–Jona-Lasinio model calculations suggested 150–250 MeV mass reduction of the  $\eta'$  meson at saturation density.<sup>19),20)</sup> We mention here a recent theoretical work<sup>21)</sup> suggesting that the  $\eta'$ -nucleus optical potential evaluated based on an effective Lagrangian for the  $\eta'$  nucleon scattering<sup>22)</sup> has a significantly larger real part than the imaginary part as expected in Ref. 8). However, at the same time, the effective Lagrangian approach<sup>22)</sup> shows that the existence of the strong attraction is not consistent with the latest data of the small scattering length<sup>15)</sup> and that, because of the lack of the experimental information at present, even the sign of the real part of the potential cannot be determined.

In the present work, our argument is based on the fact that the anomaly effect can contribute to the  $\eta'$  mass only in the presence of the spontaneous and/or explicit breaking of chiral symmetry.<sup>7),8)</sup> This is because the chiral singlet gluon current cannot couple to the chiral pseudoscalar mesonic state without chiral symmetry breaking. Thus, even if the density dependence of the  $U_A(1)$  anomaly effect is moderate, a relatively large mass reduction of the  $\eta'$  meson is expected at nuclear

density due to the partial restoration of chiral symmetry. For instance, assuming a 30% reduction of the quark condensate in the nuclear medium and that the  $\eta'$ - $\eta$  mass difference depends linearly on the quark condensate, one could expect an attraction of the order of 100 MeV for the  $\eta'$  meson coming from partial restoration of chiral symmetry in nuclear medium. This  $\eta'$  mass reduction mechanism has a unique feature.<sup>8)</sup> In usual meson-nuclear systems, attractive interactions induced by many-body effects are unavoidably accompanied by comparably large absorptions. This is because attractive interaction and absorption process originate from the same hadronic many-body effects. This implies that the bound states have an absorption width comparable to the level spacing. In the present case, however, since the suppression of the  $U_A(1)$  anomaly effect in the nuclear medium induces the attractive interaction to the in-medium  $\eta'$  meson, the influence acts selectively on the  $\eta'$  meson and, thus, it does not induce inelastic transitions of the  $\eta'$  meson into lighter mesons, although other many-body effects can introduce nuclear absorptions of the  $\eta'$  meson. Consequently the  $\eta'$  meson bound state may have a larger binding energy with a smaller width.<sup>8)</sup>

This paper is organized as follows. In Section 2, formation spectra for  $\eta'$  mesic nuclei by the  $(p, d)$  reaction on  $^{12}\text{C}$  are discussed. Section 3 introduces the experimental concept by use of the  $(p, d)$  reaction. The result of a simulation of the missing mass spectrum will be shown in Section 4. Finally, Section 5 is devoted to the summary.

## §2. Theoretical Calculation of $(p, d)$ Spectra

### 2.1. The $(p, d)$ reaction for $\eta'$ mesic nucleus formation

We propose to investigate the  $(p, d)$  reaction on a  $^{12}\text{C}$  target in order to produce  $\eta'$  mesic nuclei, i.e.  $^{11}\text{C} \otimes \eta'$ . In this reaction, the initial proton picks up a neutron in the nuclear target and simultaneously an  $\eta'$  meson is created inside the residual nucleus. The created  $\eta'$  mesons will form bound states in the nuclei having a neutron hole state. Observing the emitted deuteron in the forward direction, we obtain missing-mass spectra for the  $\eta'$  mesic nucleus formation. The shape of the formation spectrum is determined by convolutions of the nucleon hole and  $\eta'$  bound state wavefunctions.

One of the advantages of the  $(p, d)$  reaction is the ability to utilize very intense proton beam, which can be supplied from a synchrotron. The momentum transfer as a function of the incident kinetic energy is shown in Fig. 1. It should be noted that the recoil-free condition cannot be satisfied for any kinetic energy in this reaction. From an experimental point of view, the detection of an ejectile with a magnetic rigidity (the momentum divided by the charge) too close to that of the projectile is difficult, and a finite momentum transfer can be accepted at the expense of a lower formation cross section of  $\eta'$  mesic nuclei, if the beam intensity is high enough. The incident kinetic energy is fixed to be 2.50 GeV, slightly above the threshold for the elementary process ( $pn \rightarrow d\eta'$ ), which is around 2.40 GeV. While there is no direct experimental information on its cross section, we evaluated the differential cross section at the

forward angle as  $\sim 30 \mu\text{b}/\text{sr}$ , which will be used for a theoretical calculation of the formation spectrum. The deduction will be described in the Appendix.

According to Ref. 8), light nuclear targets,  $A \sim 10$  to 20, are preferable to observe clearer structure of the  $\eta'$  bound states.\*) In heavier nuclear targets, the residual nuclei have more neutron hole states. The peaks in the formation spectra come from many possible combinations of the  $\eta'$  bound states and the neutron hole states. This makes the spectrum more complicated and the peak structure gets less prominent. In addition, since the strength of the  $\eta'$  attraction in nuclei depends on the nuclear density and not on the numbers of the nucleons, unlike for pionic atoms, heavier nuclear targets do not help to provide stronger attraction. Nevertheless, since the spatial size of the  $\eta'$  potential depends on the nucleus and since the level spacing of the bound states can be different in each nuclear target, observing the  $\eta'$  mesic nucleus spectra with different nuclear targets enables us to investigate the detailed structure of the  $\eta'$  potential.

## 2.2. Theoretical calculation of formation spectra

We evaluate the formation rate of the signal process  $p+A \rightarrow d+(A-1)\otimes\eta'$  in the  $(p,d)$  reaction by using the Green's function method,<sup>23)</sup> in which the reaction cross section is assumed to be separated into the nuclear response function  $S(E)$  and the elementary cross section of the  $pn \rightarrow d\eta'$  process within the impulse approximation:

$$\left(\frac{d^2\sigma}{d\Omega dE}\right)_{A(p,d)(A-1)\otimes\eta'} = \left(\frac{d\sigma}{d\Omega}\right)_{n(p,d)\eta'}^{\text{lab}} \times S(E), \quad (2.1)$$

where the nuclear response function  $S(E)$  is given in terms of the in-medium Green's function. The detailed expressions are given in Ref. 24). The elementary cross section  $\left(\frac{d\sigma}{d\Omega}\right)_{n(p,d)\eta'}^{\text{lab}}$  is estimated to be  $30 \mu\text{b}/\text{sr}$  as described in the Appendix. We estimate the flux loss of the injected proton and the ejected deuteron owing to the elastic and quasielastic scattering and/or absorption processes in the target and daughter nuclei by using the eikonal approximation.<sup>24)</sup>

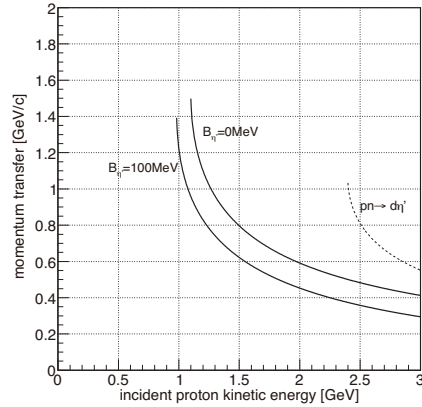


Fig. 1. Momentum transfer of the  $^{12}\text{C}(p,d)^{11}\text{C}\otimes\eta'$  reaction as a function of incident proton kinetic energy. The solid lines correspond to the  $\eta'$  binding energy ( $B_{\eta'}$ ) of 0 MeV and 100 MeV. For a reference, the momentum transfer for the elementary process is also shown by the dashed line.

\*) As shown in Ref. 21) for weaker attraction cases heavier nuclei might be better for observation of bound states.

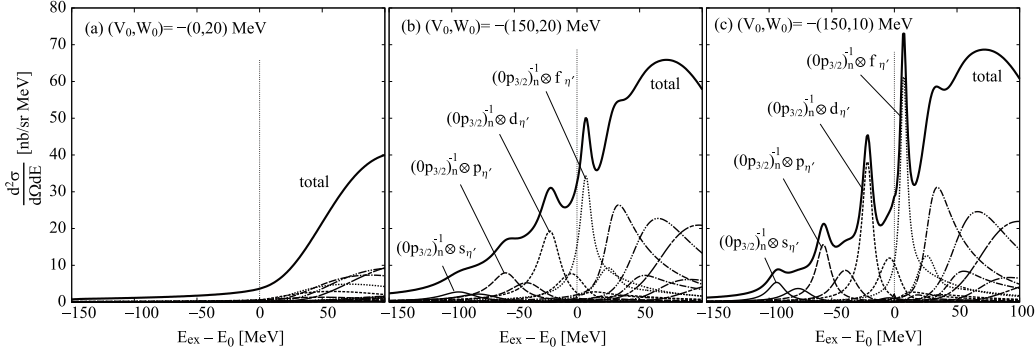


Fig. 2. Calculated spectra of the  $^{12}\text{C}(p, d)^{11}\text{C} \otimes \eta'$  reaction at  $T_p = 2.50$  GeV as functions of the excitation energy  $E_{\text{ex}}$ .  $E_0$  is the  $\eta'$  production threshold energy. The  $\eta'$ -nucleus potentials are (a)  $(V_0, W_0) = -(0, 20)$  MeV, (b)  $-(150, 20)$  MeV, and (c)  $-(150, 10)$  MeV. The total spectra are shown by the thick lines, and the dominant configurations are also shown. The neutron-hole states are indicated as  $(nl_j)_n^{-1}$  and the  $\eta'$  states as  $\ell_{\eta'}$ .

For the  $\eta'$ -nucleus optical potential, we simply assume an empirical form as,

$$V_{\eta'} = (V_0 + iW_0) \frac{\rho(r)}{\rho_0}, \quad (2.2)$$

with the nuclear density distribution  $\rho(r)$  and the normal saturation density  $\rho_0 = 0.17 \text{ fm}^{-3}$ . The mass term in the Klein-Gordon equation for the  $\eta'$  meson at finite density can be written as

$$m_{\eta'}^2 \rightarrow m_{\eta'}^2(\rho) = (m_{\eta'} + \Delta m(\rho))^2 \sim m_{\eta'}^2 + 2m_{\eta'} \Delta m_{\eta'}(\rho), \quad (2.3)$$

where  $m_{\eta'}$  is the mass of the  $\eta'$  meson in vacuum and  $m_{\eta'}(\rho)$  the mass at finite density  $\rho$ . The mass shift  $\Delta m_{\eta'}(\rho)$  is defined as  $\Delta m_{\eta'}(\rho) = m_{\eta'}(\rho) - m_{\eta'}$ . Thus, we can interpret the mass shift  $\Delta m_{\eta'}(\rho)$  as the strength of the real part of the optical potential

$$V_0 = \Delta m_{\eta'}(\rho_0), \quad (2.4)$$

using the mass shift at the normal saturation density  $\rho_0$ . Here we assume the nuclear density distribution  $\rho(r)$  to be of an empirical Woods-Saxon form as

$$\rho(r) = \frac{\rho_N}{1 + \exp(\frac{r-R}{a})}, \quad (2.5)$$

where  $R = 1.18A^{\frac{1}{3}} - 0.48$  fm,  $a = 0.5$  fm with the nuclear mass number  $A$ , and  $\rho_N$  a normalization constant defined so that  $\int d^3r \rho(r) = A$ . We obtain the in-medium Green's function by solving the Klein-Gordon equation with the optical potential  $V_{\eta'}$  in Eq. (2.2) with the appropriate boundary condition and use it to evaluate the nuclear response function  $S(E)$  in Eq. (2.1).

In Fig. 2, we show the calculated spectra of  $\eta'$  mesic nuclei formation for the  $(p, d)$  reaction on  $^{12}\text{C}$  for three different sets of potential depths as functions of the excitation energy  $E_{\text{ex}}$  near the  $\eta'$  threshold  $E_0$ . The kinetic energy of the incident

proton is set to be 2.50 GeV. The spectrum in Fig. 2(a) is obtained with the potential parameter  $(V_0, W_0) = -(0, 20)$  MeV which means that the  $\eta'$  meson mass does not change in the medium. In this case, we do not see any bound states in the spectrum because there is no attraction, and we only see the quasi-free  $\eta'$  contribution. In Figs. 2(b) and (c), we show the spectra with the mass reduction of the  $\eta'$  meson. We put  $V_0 = -150$  MeV corresponding to the 150 MeV mass reduction at the normal saturation density.<sup>19),20)</sup> The strength of the imaginary part are set to be (b)  $W_0 = -20$  MeV<sup>20)</sup> and (c)  $-10$  MeV. The data of the transparency ratio measurements<sup>16),17)</sup> suggest that the absorption width is 15–25 MeV, which corresponds to  $W_0 \simeq -(7.5\text{--}12.5)$  MeV. Because the momentum transfer for the  $\eta'$  production is not small, many components with higher angular momentum give finite contributions, and therefore the resulting spectra are not simple. We observe several peak structures in the bound region  $E_{\text{ex}} - E_0 < 0$  owing to the bound states. A relatively large peak is seen around the threshold  $E_{\text{ex}} - E_0 \sim 0$  MeV originating from the so-called threshold enhancement of the quasi-free  $\eta'$  production. These peak structures are a signature of the attractive potential.

### §3. Experimental Concept

#### 3.1. Inclusive measurement

Let us assume here that the decay width of  $\eta'$  mesic nuclei is small compared to the binding energy. Then, an inclusive measurement, detecting the ejectile but not the decay particle, will work to search for a possible signal of  $\eta'$  mesic nuclei. The appearance of a statistically significant peak requires not only high statistics but also a good resolution because of a huge background. Those requirements will be discussed and the fulfillment will be proven in the following sections for a realistic case at the existing facilities of GSI-SIS.

An inclusive measurement has an advantage over an exclusive measurement, in which the decay particles will also be detected. The detection of a particular decay particle distorts the missing-mass spectrum because its emission probability and its detection efficiency are multiplied, while an inclusive measurement is not biased by properties of the decay process even though the signal-to-noise ratio is worse. The comparison of these two kinds of measurements may yield further information on formation and decay processes of the  $\eta'$  mesic nuclei.

#### 3.2. Experimental principles and setup

Here we investigate the experimental feasibility of the inclusive spectroscopy to be performed at the GSI-SIS facility. The incident proton beam with the energy of  $T_p = 2.50$  GeV will be extracted from the SIS, and the fragment separator FRS<sup>25)</sup> will be used as a spectrometer as depicted in Fig. 3. We install our target materials, carbon and carbon deuteride, in the nominal target position of the FRS and measure the excitation spectra for both the  $^{12}\text{C}(p, d)$  and the  $\text{D}(p, d)$  reactions. The deuteron spectrum will provide a reference where we do not expect a bound state contribution.

The proton beam intensity will be  $10^{10}$ /spill (spill length of 1 second, 6 second-

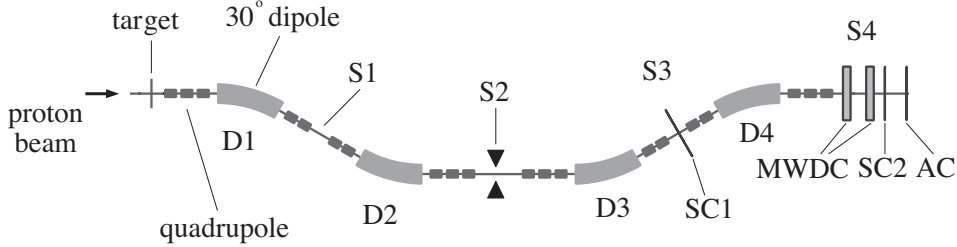


Fig. 3. Schematic view of the FRS. Proton beam of  $T_p = 2.50$  GeV is extracted from SIS and transferred to the target. The outgoing deuteron from the  $(p, d)$  reaction makes a target image on the central focal plane at S2. We place slits at S2 to collimate the image. The momentum of the deuteron is analyzed and measured by MWDCs located at the final focal plane at S4. Segmented scintillation counters at S3 (SC1) and S4 (SC2), and Čerenkov counter at S4 (AC) will be used for particle identification and for the hardware trigger of the data acquisition.

cycle). The target will have a shape of 2 mm-wide strip with the thickness of  $\sim 4$  g/cm<sup>2</sup>. We can adopt the thick target without seriously deteriorating the spectral resolution since the incident beam and the outgoing particle have similar energy loss in the target. This will lead to an experimental advantage of larger luminosity.

The ejectile deuteron with the momentum of  $\sim 2.8$  GeV/ $c$  is analyzed by the FRS from the target to the final focal plane S4 with the resolving power of about 2000. Two sets of multi-wire drift chambers (MWDCs) will be installed near the S4 focal plane and measure the deuteron tracks. MWDCs will be placed with 1 meter distance between each other and the overall horizontal tracking resolution will be  $\sim 150$   $\mu$ m (FWHM).

For particle identification purposes, a segmented scintillation counter will be installed at S3, and another segmented scintillation counter and a Čerenkov counter at S4. Particles are identified by the Time-Of-Flight (TOF) measured in the S3-S4 section in the software analysis. The TOF resolution of 0.3 ns ( $\sigma$ ) is sufficient for the discrimination of the signal deuterons from the background protons by the TOF difference of about 10 ns.

A key of the experimental feasibility is the background, instrumental one and physical one. For the instrumental background, a number of particles are expected to emerge from the intense primary beam hitting the beam pipe near the S1. The S1-S3 section will be used to sweep out these particles and to select particles originating in the production target by inserting slits at the S2 position.

The physical background level of protons from the target is estimated to be of the order of 500  $\mu$ b/sr/(MeV/ $c$ ) by using the FLUKA package.<sup>26)</sup> It corresponds to  $\sim 6 \times 10^4$ /spill. Thus, we need to suppress the background at the hardware level by an order of 100 to comply with the DAQ speed.

In combination with the segmented scintillation counters, a velocity sensitive Čerenkov counter will be installed at S4 to provide the hardware-level trigger. The deuteron central velocity  $\beta$  is 0.83 while the background protons have  $\beta = 0.95$ . The Čerenkov counter consists of aerogel<sup>\*)</sup> (refractive index  $n = 1.12$ ) and will

\*) High refractive index aerogel radiator is developed in Chiba University.<sup>27)</sup>

Table I. Contributions to the spectral resolution.

Factor	Contribution in $\sigma$ [MeV]
Beam momentum spread	0.40
Energy loss in target	1.3
Spectrometer	0.77
Total	1.6

provide veto for the background protons. According to a test experiment at Tohoku University, more than 95 % of protons will be eliminated by setting the threshold to two photons.<sup>28)</sup>

The overall spectral resolution is estimated to be 1.6 MeV ( $\sigma$ ), which is sufficiently smaller than the natural widths of the bound states. Table I lists each factor contributing to the resolution. We also measure elastic  $D(p, d)$  reactions<sup>29)</sup> to evaluate directly the spectral resolution.

#### §4. Simulation of Inclusive ( $p, d$ ) Spectrum

In order to investigate the feasibility of the inclusive spectroscopy at GSI-SIS, a simulation was carried out. Both the  $\eta'$  production and other background contributions are taken into account. As stressed in Section 2, the most prominent peak structure is expected to appear around the threshold. Thus we concentrate on the possibility to observe this structure, as a signature of an attractive  $\eta'$ -nucleus interaction or the mass reduction of an in-medium  $\eta'$ .

##### 4.1. Background cross section

The dominant contribution of energetic deuterons comes from quasi-free processes, such as  $pp \rightarrow dX$  and  $pn \rightarrow dX$  ( $X = 2\pi, 3\pi, 4\pi, \omega$ ). In evaluating each cross section, we adopt almost the same approach as the background study for the measurement of the  $pn \rightarrow d\omega$  reaction at COSY-ANKE,<sup>30)</sup> where the beam energy is similar to our case. The total cross section of multi-pion production can be parametrized as a function of the center-of-mass energy, and the same parameter sets as described in Ref. 30) are used. As for the  $pn \rightarrow d\omega$  contribution, the near-threshold cross section data obtained at COSY-ANKE<sup>30)</sup> are extrapolated to the energy region of our interest. It is worthwhile to note that a simulation with the same parameters reproduces the differential

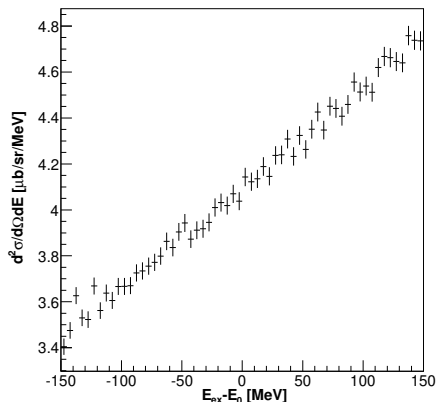


Fig. 4. Estimated background cross section of the  $p + {}^{12}\text{C} \rightarrow d + X$  reaction as a function of the excitation energy.  $E_{\text{ex}}$  denotes the excitation energy and  $E_0$  does the  $\eta'$  emission threshold energy.



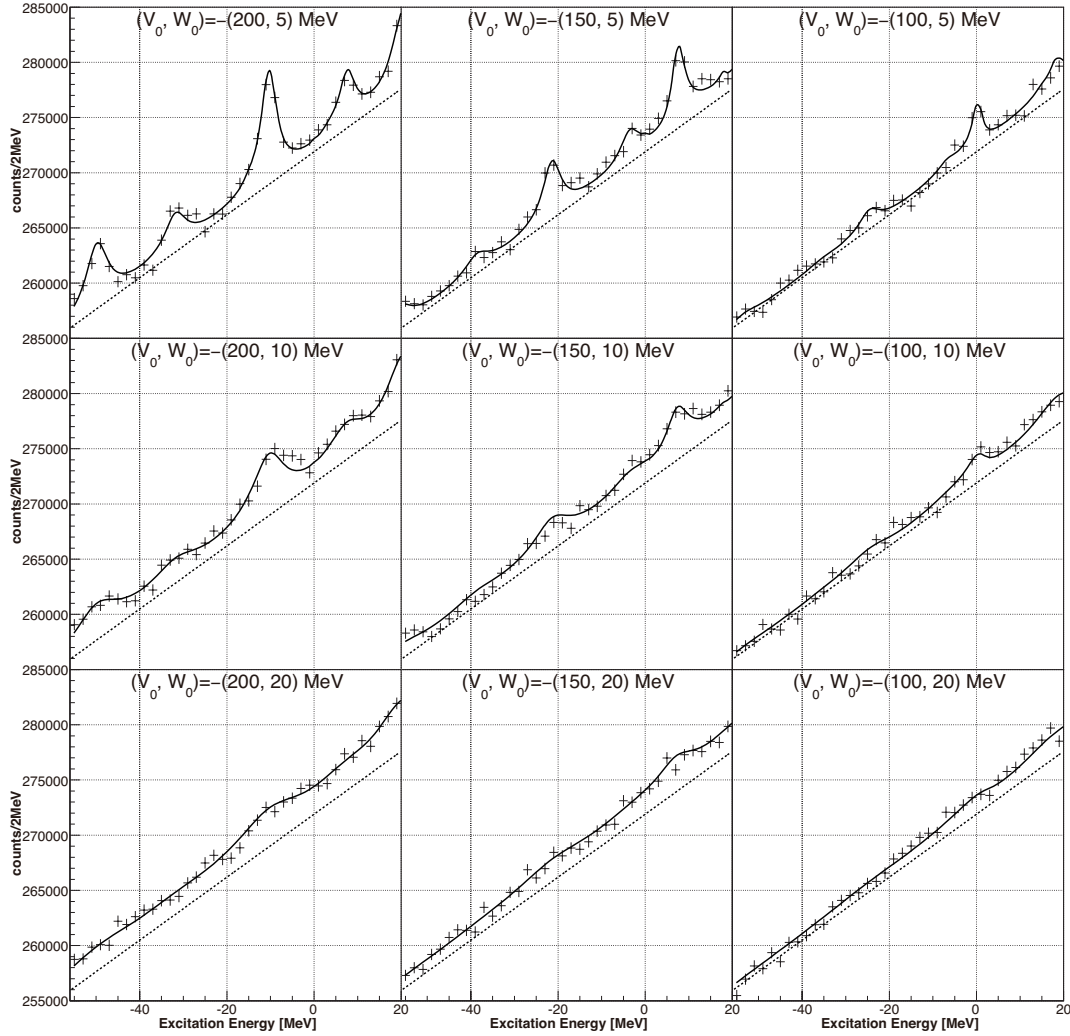


Fig. 5. Simulated spectra with  $3.24 \times 10^{14}$  protons on a  $4 \text{ g/cm}^2$ -thick  $^{12}\text{C}$  target. The dashed line corresponds to the background processes discussed in Section 4.1, and the solid line includes the contribution from the signal process discussed in Section 2.2.

cross section at  $0^\circ$  for the  $pp \rightarrow dX$  reaction at  $T_p = 2.5 \text{ GeV}^{31)}$  fairly well.

The result is shown in Fig. 4. Here, the effective nucleon number for  $^{12}\text{C}$  is assumed to be 2. The background level ( $\approx \mu\text{b/sr/MeV}$ ) is found to be two orders of magnitude larger than the peak from  $\eta'$  mesic nuclei.

#### 4.2. Expected spectrum and experimental feasibility

Figure 5 shows the result of the simulation for  $V_0 = -200, -150, -100 \text{ MeV}$  and  $W_0 = -5, -10, -20 \text{ MeV}$ , which corresponds to  $3.24 \times 10^{14}$  protons on a  $4 \text{ g/cm}^2$ -thick  $^{12}\text{C}$  target<sup>\*)</sup>. If the real part of the potential ( $-V_0$ ), namely the mass shift of an  $\eta'$  meson at the nuclear saturation density, is sufficiently large and the

<sup>\*)</sup> Requested for each FRS mode in the Letter of Intent for GSI-SIS.<sup>32)</sup>

imaginary part ( $-W_0$ ) is less than 10 MeV, the near-threshold peaks will be observed with enough statistical significance against a poor signal-to-noise ratio of the order of 1/100. However, a smaller mass reduction and/or a larger absorption makes the signal-to-noise ratio even worse, and experimental observation would be more difficult then.

Furthermore, we evaluated the sensitivity of observing the peaks for each optical potential by a  $\chi^2$  test for the null hypothesis that there were only a structureless background\*) in the range of  $-56 \text{ MeV} < B < 20 \text{ MeV}$ . If the  $p$ -value, defined as the probability to get a  $\chi^2$  greater than the computed  $\chi^2$ , is less than a certain value (set at 0.05 here), we will reject the null hypothesis. Figure 6 shows the probability to “find” a statistically significant (95% C.L.) structure as a function of the optical potential parameters.

If the strength of the attraction at the saturation density ( $-V_0$ ) is as large as 150 MeV predicted by the NJL model<sup>19),20)</sup> and the absorption ( $-W_0$ ) is less than 12.5 MeV as indicated by the CBELSA/TAPS experiment,<sup>16),17)</sup> we will have a large chance to observe peak structures related to  $\eta'$  mesic nuclei, given a reasonable number of protons as beam.

## §5. Summary

We have discussed an inclusive measurement of the  $(p, d)$  reaction for investigating  $\eta'$  mesic nuclei, and have shown that it may be feasible at GSI-SIS with the FRS. The signal to noise ratio is estimated to be of the order of 1/100, when the experimental resolution by use of the FRS is negligibly small ( $\sigma \sim 1.6 \text{ MeV}/c^2$ ) compared to the decay width of  $\eta'$  mesic nuclei. We conclude that the observation of the enhanced peak is reasonably achievable even with such a poor signal strength, by accumulating an immense number of events, together with an intense proton beam supplied by the SIS synchrotron.

## Acknowledgements

This work is supported by the Grant-in-Aid for Scientific Research (No. 22105510, No. 20540273, and No. 22740161) in Japan. This work was done in part under the Yukawa International Program for Quark-hadron Sciences (YIPQS).

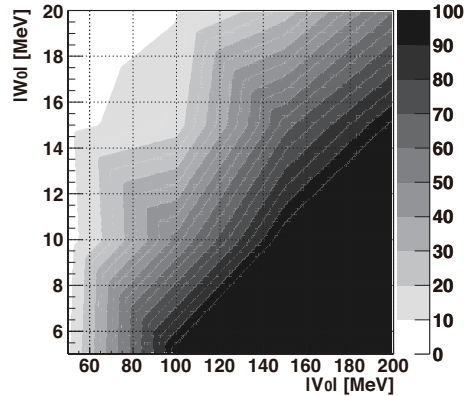


Fig. 6. The probability (in unit of %) of rejecting the null hypothesis at 95% C.L., as a function of the optical potential ( $V_0 + iW_0$ ).

\*) Each spectrum is fitted by a third-order polynomial function.

## Appendix

### — Cross Section of Elementary Process —

Since there is no experimental information on the elementary process  $pn \rightarrow d\eta'$  itself at this moment, its total cross section at  $T_p = 2.50$  GeV has been evaluated in following two ways.

According to the prescription described in Ref. 33), the ratios of the cross sections  $\sigma(pn \rightarrow d\eta')/\sigma(pp \rightarrow pp\eta')$  and  $\sigma(pn \rightarrow d\eta)/\sigma(pp \rightarrow pp\eta)$  will be of the same order. The measurements at CELSIUS/WASA revealed the cross section for  $pn \rightarrow d\eta$  is one order of magnitude larger than that for  $pp \rightarrow pp\eta$  at the excess energy around 30–40 MeV,<sup>34)</sup> which is the region of our interest. By using the cross section for the  $pp \rightarrow pp\eta'$  ( $\sim 0.2 \mu\text{b}$ ) obtained by the COSY-11 collaboration,<sup>35)</sup> the cross section for the  $pn \rightarrow d\eta'$  reaction will be around  $3 \mu\text{b}$ .

Grishina *et al.* performed a two-step model calculation for  $pn \rightarrow d\eta$  and  $pn \rightarrow d\eta'$  reactions.<sup>36)</sup> The experimental data of the  $pn \rightarrow d\eta$  cross section is reproduced by taking into account not only  $\pi$  exchange but also  $\rho$  and  $\omega$  exchange, and the effect of initial state interaction. A similar calculation for  $\eta'$  shows the cross section for  $pn \rightarrow d\eta'$  is  $\sim 3 \mu\text{b}$  with an uncertainty of factor 1.5, due to the S-wave  $\rho^0 p \rightarrow \eta' p$  amplitude.

By assuming an isotropic distribution for the  $pn \rightarrow d\eta'$  reaction, the differential cross section at zero degree in the laboratory frame is estimated to be  $\sim 30 \mu\text{b/sr}$ .

### References

- 1) S. Weinberg, Phys. Rev. D **11** (1975), 3583.
- 2) E. Witten, Nucl. Phys. B **156** (1979), 269.
- 3) G. Veneziano, Nucl. Phys. B **159** (1979), 213.
- 4) G. 't Hooft, Phys. Rev. Lett. **37** (1976), 8.
- 5) R. D. Pisarski and F. Wilczek, Phys. Rev. D **29** (1984), 338.
- 6) J. I. Kapusta, D. Kharzeev, and L. D. McLerran, Phys. Rev. D **53** (1996), 5028.
- 7) Su H. Lee and T. Hatsuda, Phys. Rev. D **54** (1996), 1871.
- 8) D. Jido, H. Nagahiro, and S. Hirenzaki, Phys. Rev. C **85** (2012), 032201(R).
- 9) K. Suzuki *et al.* Phys. Rev. Lett. **92** (2004), 072302.
- 10) E. E. Kolomeitsev, N. Kaiser, and W. Weise, Phys. Rev. Lett. **90** (2003), 092501.
- 11) D. Jido, T. Hatsuda, and T. Kunihiro, Phys. Lett. B **670** (2008), 109.
- 12) K. Itahashi *et al.*, Phys. Rev. C **62** (2000), 025202.
- 13) T. Csörgő, R. Vártesi, and J. Sziklai, Phys. Rev. Lett. **105** (2010), 182301.
- 14) P. Moskal *et al.*, Phys. Lett. B **474** (2000), 416.
- 15) P. Moskal *et al.*, Phys. Lett. B **482** (2000), 356.
- 16) M. Nanova *et al.*, Phys. Lett. B (2012) in print.
- 17) M. Nanova *et al.*, Prog. Part. Nucl. Phys. **67** (2012), 424.
- 18) H. Nagahiro and S. Hirenzaki, Phys. Rev. Lett. **94** (2005), 232503.
- 19) P. Costa, M. C. Ruivo, and Yu. L. Kalinovsky, Phys. Lett. B **560** (2003), 171.
- 20) H. Nagahiro, M. Takizawa, and S. Hirenzaki, Phys. Rev. C **74** (2006), 045203.
- 21) H. Nagahiro, S. Hirenzaki, E. Oset, and A. Ramos, Phys. Lett. B **709** (2012), 87.
- 22) E. Oset and A. Ramos, Phys. Lett. B **704** (2011), 334.
- 23) O. Morimatsu and K. Yazaki, Nucl. Phys. A **435** (1985), 727; Nucl. Phys. A **483** (1988), 493.
- 24) H. Nagahiro, D. Jido, and S. Hirenzaki, Phys. Rev. C **80** (2009), 025205.
- 25) H. Geissel *et al.*, Nucl. Instrum. Meth. B **70** (1992), 286.
- 26) G. Battistoni *et al.*, AIP Conf. Proc. **896** (2007), 31; A. Fassò *et al.*, CERN-2005-10 (2005), INFN/TC\_05/11, SLAC-R-773.

- 27) I. Adachi, M. Tabata, H. Kawai, and T. Sumiyoshi, Nucl. Instrum. Meth. A **639** (2011), 222.
- 28) K. Tanida *et al.*, Research Report of Laboratory of Nuclear Science, Tohoku University, **41** (2008), 51.
- 29) P. Berthet *et al.*, J. of Phys. **G8** (1982), L111.
- 30) S. Barsov *et al.*, Eur. Phys. J. A **21** (2004), 521; I. Lehmann, PhD thesis, University of Cologne (2003).
- 31) F. Turkot, G. B. Collins, and T. Fujii, Phys. Rev. Lett. **11** (1963), 474.
- 32) K. Itahashi *et al.*, Letter of Intent for GSI-SIS (2011).
- 33) B. Rejdych and P. Moskal (COSY-11 Collaboration), AIP Conf. Proc. **950** (2007), 127.
- 34) H. Calén *et al.*, Phys. Rev. Lett. **79** (1997), 2642.
- 35) A. Khoukaz *et al.*, Eur. Phys. J. A **20** (2004), 345.
- 36) V. Yu. Grishina *et al.*, Phys. Lett. B **475** (2000), 9.