

# Consistent Modeling of VIX and Equity Derivatives Using a $3/2$ plus Jumps Model

February 13, 2019

**Abstract.** In this paper quasi-closed-form solutions are derived for the price of equity and VIX derivatives under the assumption that the underlying follows a  $3/2$  process with jumps in the index. The newly-found formulae allow for an empirical analysis to be performed. In the case of the pure-diffusion  $3/2$  model, the dynamics are rich enough to capture the observed upward-sloping implied-volatility skew in VIX options. This observation contradicts a common perception in the literature that jumps are required for the consistent modeling of equity and VIX derivatives. We find that the  $3/2$  plus jumps model is more parsimonious than competing models from its class; it is able to accurately capture the joint dynamics of equity and VIX derivatives, without sacrificing analytic tractability. The model produces a good short-term fit to the implied volatility of index options due to the richer dynamics, while retaining the analytic tractability of its pure-diffusion counterpart.

*JEL Classification:* C6, C63, G1, G13

*Key words and phrases:* Stochastic volatility plus jumps model;  $3/2$  model; VIX derivatives;

# 1 Introduction

The Chicago Board Options Exchange Volatility Index (VIX) provides investors with a mechanism to gain direct exposure to the volatility of the S&P 500 index without the need for purchasing index options. Consequently, the trading of VIX derivatives has become popular amongst investors. In 2004 futures on the VIX began trading and were subsequently followed by options on the VIX in 2006. Furthermore, since the inception of the VIX, volatility indices have been created to provide the same service on other indices, in particular, the VDAX and the VSTOXX, which are based on the DAX and the Euro STOXX 50 indices respectively. Since derivative products are traded on both the underlying index and the volatility index, it is desirable to employ a model that can simultaneously reproduce the observed characteristics of products on both indices. Specifically, we require that our model can reproduce the observed implied-volatility smile of index options, while producing an upward-sloping skew for VIX options (Sepp, 2008b). Models that are capable of capturing these joint characteristics are known as consistent models.

A growing body of literature has been devoted to the joint modeling of equity and VIX derivatives. The literature can generally be classed in terms of two approaches. In the first approach, once the instantaneous dynamics of the underlying index are specified under a chosen pricing measure, the discounted price of a derivative can be expressed as a local martingale. This is the approach adopted in Lian and Zhu (2012), Sepp (2008b), Zhang and Zhu (2006) and Zhu and Lian (2012). Zhang and Zhu (2006) derived an analytic formula for VIX futures under the assumption that the S&P 500 is modeled by a Heston diffusion process (Heston, 1993). A more general result was obtained in Lian and Zhu (2012). Through a characteristic function approach the authors provided exact solutions

(dependent upon a Fourier inversion) for the price of VIX derivatives when the S&P 500 is modeled by a Heston diffusion process with simultaneous jumps in the underlying index and the volatility process. A square-root stochastic variance model with variance jumps and time-dependent parameters was considered for the evolution of the S&P500 index in Sepp (2008b). The author provided formulae for the pricing and hedging of a variety of volatility derivatives. Alternatively there is the “market-model” approach, where variance swaps are modeled directly, as is done in Bergomi (2005), Buehler (2006) and Cont and Kokholm (2012). Cont and Kokholm (2012) proposed a flexible market model that is capable of efficiently pricing realized-variance derivatives, index options, and VIX derivatives. Realized-variance derivatives were priced using Fourier transforms, index derivatives were priced using a mixing formula, which averages Black-Scholes model prices, and VIX derivatives were priced, subject to an approximation, using Fourier-transform methods.

Generally, models considered under the first approach yield (quasi-)closed-form solutions for derivative prices, which by definition are tractable. The challenge lies in ensuring that empirically observed facts from market time series, i.e. characteristic features of the joint dynamics of equity and VIX derivatives, are captured. On the other hand, the market-model approach ensures by construction that models accurately reflect observed empirical characteristics. The challenge remaining is to obtain an acceptable level of tractability when pricing derivative products. In this paper we follow the first approach and consider the joint modeling of equity and VIX derivatives when the underlying index follows a  $3/2$  process (Carr and Sun, 2007; Heston, 1997; Itkin and Carr, 2010; Lewis, 2000) with jumps in the index only (henceforth called the  $3/2$  plus jumps model). The model presented here is more parsimonious than competing models from its class; it is able to accurately capture the joint dynamics of equity and VIX derivatives,

while retaining the advantage over market models of analytic tractability. We point out that this model was used in the context of pricing target volatility fund derivatives in Meyer-Dautrich and Vierthauer (2011).

The selection of a  $3/2$  plus jumps model for the underlying index is motivated by two observations in recent literature. The excellent results obtained by Drimus (2012), who employed the  $3/2$  model to price realized-variance derivatives, naturally encourage the application of the  $3/2$  framework to VIX derivatives. Despite having a qualitative advantage over other stochastic volatility models (Drimus, 2012), the pure-diffusion  $3/2$  model, or any augmented version of this model, has yet to be applied to the consistent pricing of equity and VIX derivatives. The second motivating factor is the claim that jumps must be included in the dynamics of the underlying index to consistently capture the joint characteristics of equity and VIX derivatives (Sepp, 2008b).

In related literature, the only mention of the  $3/2$  model in the context of VIX derivatives is in Goard and Mazur (2012), where the problem is approached from the perspective of directly modeling the VIX. Closed-form solutions are found for VIX derivatives under the assumption that the VIX follows a  $3/2$  process. In this paper a markedly different approach is adopted. Rather than specifying dynamics for the untradable VIX, without providing a connection to the underlying index, we follow the approach from Lian and Zhu (2012), where the dynamics of the underlying index are specified and an expression for the VIX is later derived. Our approach is superior to that of Goard and Mazur (2012); issues of consistency are addressed directly and the model lends itself to a more intuitive interpretation.

The main contribution of this paper is the derivation of quasi-closed-form solutions for the pricing of VIX derivatives under the assumption that the underlying follows the  $3/2$  plus jumps model. The newly-found solutions retain the analytic

tractability enjoyed by the pure-diffusion  $3/2$  model in the context of realized-variance products (Drimus, 2012). First, by following the approach used for the pure-diffusion  $3/2$  model, we derive the conditions that ensure that the discounted stock price is a martingale under the pricing measure. The novelty of this result is that we discuss the martingality of a stochastic volatility model that allows for jumps. So far in the literature (Bayraktar et al., 2012; Drimus, 2012; Lewis, 2000; Mijatović and Urusov, 2012) these results have been provided for pure-diffusion processes only, as they are based on Feller explosion tests (Karatzas and Shreve, 1991). Next, by following the approach used in Drimus (2012), we produce the joint Fourier-Laplace transform of the logarithm of the index and the realized variance, which allows for the pricing of equity and realized-variance derivatives. Though the  $3/2$  model is not affine, we find that the joint Fourier-Laplace transform is exponentially affine in the logarithm of the stock price. This allows for the simultaneous pricing of equity options across many strikes via the use of the cosine method, see Section 3.3 in Fang and Osterlee (2008). Such a finding is expected to significantly speed up the calibration procedure. The approach used in this paper is not restricted to the  $3/2$  plus jumps model and can be extended to a more general setting. In fact, we use this approach to obtain a closed-form solution for VIX options in the stochastic volatility plus jumps (SVJ) model, see Bates (1996), resulting in a small extension of the stochastic-volatility pricing formula presented in Lian and Zhu (2012).

The newly-found formulae allow for an empirical analysis to be performed to assess the appropriateness of the  $3/2$  framework for consistent modeling. In performing the analysis we find that the pure-diffusion  $3/2$  model is capable of producing the commonly observed upward-sloping skew for VIX options. This contradicts the previously made claims that pure-diffusion stochastic volatility models cannot consistently model VIX and equity derivatives (Sepp, 2008b). This

desirable property distinguishes the  $3/2$  model from competing pure-diffusion stochastic volatility models. We compare the  $3/2$  model to the Heston model and find that the latter produces downward-sloping implied volatilities for VIX options, whereas the former produces upward-sloping implied volatilities for VIX options. Pure-diffusion volatility models, however, fail to capture features of implied volatility in equity options for short maturities, see Gatheral (2006). Although a consistent fit can be achieved without jumps, when jumps are included a significant improvement in the fit for short maturities is observed.

The paper is structured as follows: in Section 2 we present the empirical result that illustrates that the simple pure-diffusion  $3/2$  model is able to capture the joint characteristics of equity and index options. We compare the pure-diffusion  $3/2$  model with the Heston model to highlight the difference in shape of the VIX implied volatilities. The rest of the paper is concerned with the  $3/2$  plus jumps model. Section 3 introduces the  $3/2$  plus jumps model and establishes the conditions that ensure that the discounted stock price is a martingale under the assumed pricing measure. In Section 4 characteristic functions for the logarithm of the index and the realized variance are derived. Section 5 presents a quasi-analytic formula for call and put options on the VIX. Conclusions are stated in Section 6.

## **2 Empirical Investigation of the Pure-Diffusion $3/2$ Model Applied to the VIX**

Implied volatilities of VIX options exhibit a positive volatility skew, as stated in Sepp (2011). Sepp (2011) asserts that “SV [stochastic volatility models] without jumps are not consistent with the implied volatility skew observed in options on the VIX...” and that “...only the SV [stochastic volatility] model with appropri-

ately chosen jumps can fit the implied VIX skew". The newly-derived quasi-analytic formulae, which are presented in Section 5, allow for these statements to be assessed in the context of the pure-diffusion 3/2 model. Upon performing an empirical investigation we find that the dynamics of the pure-diffusion 3/2 model are in fact rich enough to fit the implied VIX skew. Our result is similar to Drimus (2012) except that the author focused on realized variance instead of the VIX. This section presents empirical results that illustrate that the pure-diffusion 3/2 model is able to produce upward-sloping implied volatility skews in VIX options. In order to provide the reader with parameters that are verifiable we use the parameters provided in Drimus (2012) for realized-variance derivatives. Using Proposition 5.2 and the parameters

$$V_0 = 0.2450^2, \kappa = 22.84, \theta = 0.4669^2, \epsilon = 8.56, \text{ and } \rho = -0.99,$$

we price VIX futures and VIX options for  $T = \frac{3}{12}$  and  $T = \frac{6}{12}$ . Then using Black's formula we find an implied volatility,  $\zeta$ , such that

$$E((VIX_T - K)^+) = E(VIX_T)N(d_1) - KN(d_2),$$

where

$$d_1 = \frac{\log(E(VIX_T)/K) + \zeta^2 T}{\zeta\sqrt{T}}, \text{ and } d_2 = d_1 - \sqrt{T}\zeta.$$

The positive skew of the implied volatility of VIX options is shown in Figure 2.1 for maturities  $T = \frac{3}{12}$  and  $T = \frac{6}{12}$ .

Next we compare the results produced by the 3/2 model to the Heston model. A priori this seems to be a fair comparison; both models are stochastic volatility models, the two models have the same number of parameters, and enjoy the same level of analytical tractability. Again, we use the following parameters obtained in Drimus (2012) for the Heston model,

$$V_0 = 0.2556^2, \kappa = 3.8, \theta = 0.3095^2, \epsilon = 0.9288, \text{ and } \rho = -0.7829,$$

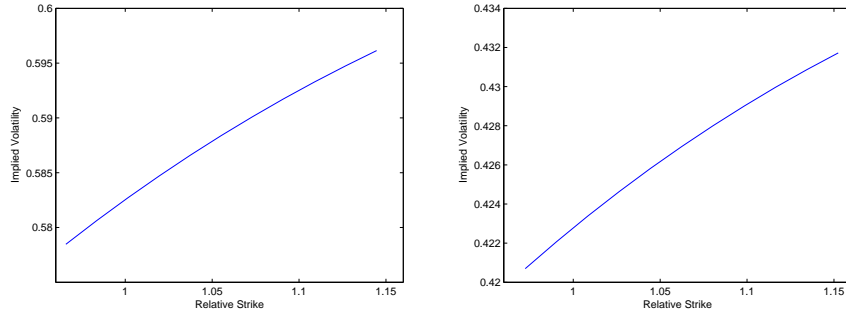


Figure 2.1: Implied volatilities of call options on the VIX using the 3/2 model parameters obtained in Drimus (2012) with  $T = \frac{3}{12}$  (left) and  $T = \frac{6}{12}$  (right).

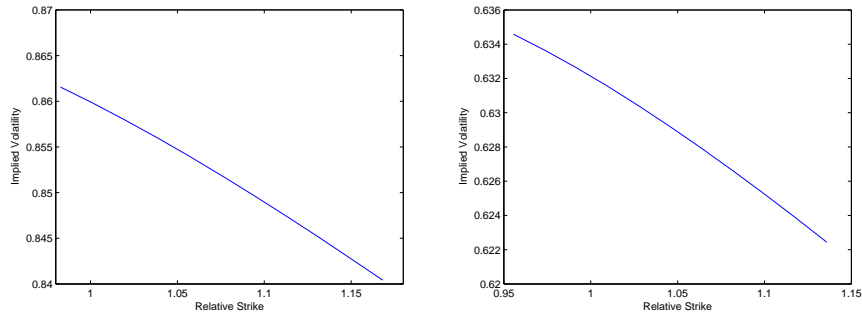


Figure 2.2: Implied volatilities of call options on the VIX using the Heston model parameters obtained in Drimus (2012) with  $T = \frac{3}{12}$  (left) and  $T = \frac{6}{12}$  (right).

the methodology from Lian and Zhu (2012), and Section 5 to compute VIX option prices and the corresponding implied volatilities. The result is shown in Figure 2.2. Unlike for the 3/2 model the implied volatilities are downward sloping, which is not consistent with market data.

### 3 The 3/2 plus Jumps Model

On a probability space  $(\Omega, \mathcal{F}, \mathbf{Q})$ , we introduce the following dynamics for the stock price and the variance processes

$$dS_t = S_{t-} \left( (r - \lambda\bar{\mu})dt + \rho\sqrt{V_t}dW_t^1 + \sqrt{1 - \rho^2}\sqrt{V_t}dW_t^2 + (e^\xi - 1)dN_t \right) \quad (3.1)$$



$$\text{and } dV_t = \kappa V_t(\theta - V_t)dt + \epsilon(V_t^{3/2})dW_t^1, \quad (3.2)$$

starting at  $S_0 > 0$  and  $V_0 > 0$  respectively. We denote by  $W = (W^1, W^2)$  a two-dimensional Brownian motion, by  $N$  a Poisson process at constant rate  $\lambda$  and by  $e^\xi$  the relative jump size of the stock. All three stochastic processes are adapted to a filtration  $(\mathcal{F}_t)_{t \in [0, T]}$  that satisfies the usual conditions with  $\mathcal{F}_0$  being the trivial sigma field. The distribution of  $\xi$  is assumed to be normal with mean  $\mu$  and variance  $\sigma^2$ . The parameters  $\mu$ ,  $\bar{\mu}$ , and  $\sigma$  satisfy the following relationship

$$\mu = \log(1 + \bar{\mu}) - \frac{1}{2}\sigma^2.$$

Furthermore,  $r$  denotes the constant risk-free interest rate and  $\rho$  the instantaneous correlation between the return on the index and the variance process. As per usual,  $\rho$  satisfies  $-1 \leq \rho \leq 1$  and  $\kappa$ ,  $\theta$ , and  $\epsilon$  are assumed to be strictly positive. Integrating Equation (3.1) yields

$$S_t = \tilde{S}_t \prod_{j=1}^{N_t} e^{\tilde{\xi}_j} \quad (3.3)$$

where

$$\tilde{S}_t = S_0 \exp \left( (r - \lambda \bar{\mu})t - \frac{1}{2} \int_0^t V_s ds + \rho \int_0^t \sqrt{V_s} dW_s^1 + \sqrt{1 - \rho^2} \int_0^t \sqrt{V_s} dW_s^2 \right), \quad (3.4)$$

and we use  $\tilde{\xi}_j$  to denote the logarithm of the relative jump size of the  $j$ th jump. Since the model (3.1) - (3.2) is not affine in the sense of Duffie et al. (2000), Equation (3.3) gives us an important starting point for our analysis. In particular, one can now determine if the discounted stock price is a martingale under our assumed pricing measure. The corresponding result for the 3/2 model was presented in Equation (4) in Drimus (2012).

**Proposition 3.1.** *Let  $S$  and  $V$  be given by Equations (3.1) and (3.2) respectively. Then the discounted stock price  $\bar{S}_t = \frac{S_t}{e^{rt}}$  is a martingale under  $\mathbf{Q}$ , if and only if*

$$\kappa - \epsilon\rho \geq -\frac{\epsilon^2}{2}. \quad (3.5)$$

*Proof.* We compute

$$\begin{aligned}
& E(\bar{S}_T | \mathcal{F}_t) \\
&= \bar{S}_t E\left(\exp\left(-\frac{1}{2} \int_t^T V_s ds + \rho \int_t^T \sqrt{V_s} dW_s^1 + \sqrt{1-\rho^2} \int_t^T \sqrt{V_s} dW_s^2\right) \middle| \mathcal{F}_t\right) \\
&\quad E\left(\prod_{j=N_t+1}^{N_T} e^{\tilde{\xi}_j}\right) e^{-\lambda \bar{\mu}(T-t)} \\
&= \bar{S}_t E\left(\exp\left(-\frac{1}{2} \int_t^T V_s ds + \rho \int_t^T \sqrt{V_s} dW_s^1 + \sqrt{1-\rho^2} \int_t^T \sqrt{V_s} dW_s^2\right) \middle| \mathcal{F}_t\right). \tag{3.6}
\end{aligned}$$

Equation (3.6) is clearly independent of the jump component of  $S$ . Hence  $\bar{S}$  is a martingale under  $\mathbf{Q}$  if and only if the corresponding discounted pure-diffusion model,  $\tilde{S}_t \frac{e^{\lambda \bar{\mu} t}}{e^{rt}}$ , is a martingale under  $\mathbf{Q}$ . Since this question was answered in Drimus (2012), see Equation (4), the desired result follows.  $\square$

**Remark 3.1.** *Starting with Sin (1998), there has been a growing body of literature dealing with the question of whether the discounted stock price in a particular stochastic volatility model is a martingale or a strict local martingale under the pricing measure, e.g. Andersen and Piterbarg (2007), Bayraktar et al. (2012), Lewis (2000), and Mijatović and Urusov (2012). The specification of the model, in particular Equation (3.3), allows us to apply the above results, which were all formulated for pure diffusion processes.*

We remark that Condition (3.5) is the same as the one presented in Drimus (2012). Besides analyzing the martingale property of the model (3.1)-(3.2) we also compute functionals, which are important for the pricing of equity and VIX derivatives as we demonstrate in the following two sections.

## 4 Equity and Realized-Variance Derivatives

In this section we extend the formulae from Drimus (2012) to the 3/2 plus jumps model. We demonstrate that by adding jumps to the 3/2 model a better fit to the short-term smile can be obtained without incurring a loss in analytic tractability. As in Drimus (2012) we consider the logarithm of the stock price

$$X_t := \log(S_t), \quad t \geq 0,$$

and define the realized variance as the quadratic variation of  $X$ , i.e.

$$RV_T := \int_0^T V_s ds + \sum_{j=1}^{N_T} (\tilde{\xi}_j)^2, \quad t \geq 0,$$

where  $RV_T$  denotes realized variance and  $T$  denotes the maturity of interest, see also Sepp (2008a). We have the following result, which is the analogue of Proposition 2.2 in Drimus (2012), see also Carr and Sun (2007) and Lewis (2000).

**Proposition 4.1.** *Let  $u \in \mathbb{R}$  and  $l \in \mathbb{R}^+$ . In the 3/2 plus jumps model, the joint Fourier-Laplace transform of  $X_T$  and  $(RV_T - RV_t)$  is given by*

$$\begin{aligned} & E(\exp(iuX_T - l(RV_T - RV_t)) | X_t, V_t) \\ &= \exp(iu(X_t + (r - \lambda\bar{\mu})(T - t))) \frac{\Gamma(\gamma - \alpha)}{\Gamma(\gamma)} \left( \frac{2}{\epsilon^2 y(t, V_t)} \right)^\alpha \\ & \quad \times M\left(\alpha, \gamma, \frac{-2}{\epsilon^2 y(t, V_t)}\right) \exp(\lambda(T - t)(a - 1)), \end{aligned}$$

where

$$\begin{aligned} y(t, V_t) &= V_t \frac{(e^{\kappa\theta(T-t)} - 1)}{\kappa\theta}, \\ \alpha &= -\left(\frac{1}{2} - \frac{p}{\epsilon^2}\right) + \sqrt{\left(\frac{1}{2} - \frac{p}{\epsilon^2}\right)^2 + 2\frac{q}{\epsilon^2}}, \\ \gamma &= 2\left(\alpha + 1 - \frac{p}{\epsilon^2}\right), \\ p &= -\kappa + i\epsilon\rho u, \end{aligned}$$

$$q = l + \frac{iu}{2} + \frac{u^2}{2},$$

$$a = \frac{\exp\left(-\frac{2l\mu^2 - 2i\mu u + \sigma^2 u^2}{2 + 4l\sigma^2}\right)}{\sqrt{1 + 2l\sigma^2}},$$

and  $M(a, b, c)$  denotes the confluent hypergeometric function.

*Proof.* The proof is completed by noting that

$$\begin{aligned} & E\left(\exp(iuX_T - l(RV_T - RV_t)) \middle| X_t, V_t\right) \\ &= \exp(iuX_t) E\left(\exp\left(iu \log\left(\frac{\tilde{S}_T}{\tilde{S}_t}\right) - l \int_t^T V_s ds\right) \middle| V_t\right) \\ &\quad \times E\left(\exp\left(iu \sum_{j=N_t+1}^{N_T} \tilde{\xi}_j - l \sum_{j=N_t+1}^{N_T} (\tilde{\xi}_j)^2\right)\right). \end{aligned}$$

The first conditional expectation was computed in Carr and Sun (2007) and Lewis (2000) and is given by

$$\begin{aligned} & E\left(\exp\left(iu \log\left(\frac{\tilde{S}_T}{\tilde{S}_t}\right) - l \int_t^T V_s ds\right) \middle| V_t\right) \\ &= \exp(iu(r - \lambda\bar{\mu})(T - t)) \frac{\Gamma(\gamma - \alpha)}{\Gamma(\gamma)} \left(\frac{2}{\epsilon^2 y(t, V_t)}\right)^\alpha \\ &\quad \times M\left(\alpha, \gamma, \frac{-2}{\epsilon^2 y(t, V_t)}\right). \end{aligned}$$

Furthermore, it can be seen that

$$E\left(\exp\left(iu\tilde{\xi}_j - l\tilde{\xi}_j^2\right)\right) = \frac{\exp\left(-\frac{2l\mu^2 - 2i\mu u + \sigma^2 u^2}{2 + 4l\sigma^2}\right)}{\sqrt{1 + 2l\sigma^2}}$$

and for  $c > 0$

$$E\left(c^{N_T - N_t}\right) = \exp(\lambda(T - t)(c - 1)).$$

□

Equity and realized-variance derivatives can now be priced using Proposition 4.1. For equity derivatives, pricing requires the performance of a numerical Fourier

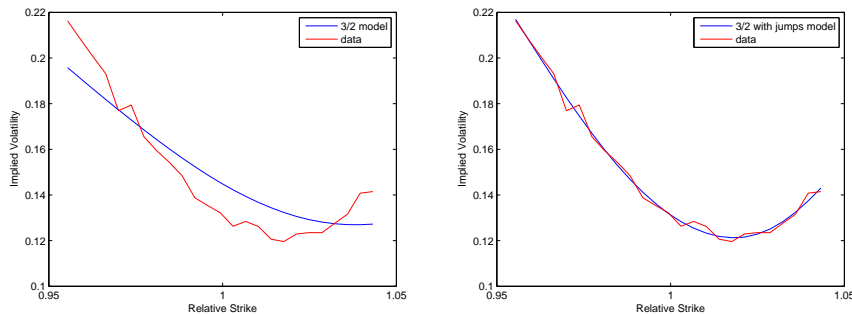


Figure 4.3: Fit of the 3/2 model and the 3/2 plus jumps model to 9 days S&P 500 implied volatilities on 8 March, 2012. 3/2 model parameters obtained  $\epsilon = 70.56$ ,  $V_0 = 0.19^2$ ,  $\kappa = 30.84$ ,  $\theta = 0.48^2$ ,  $\rho = -0.55$  (left). 3/2 plus jumps model parameters obtained  $\epsilon = 50.56$ ,  $V_0 = 0.0822^2$ ,  $\kappa = 30.84$ ,  $\theta = 0.10^2$ ,  $\rho = -0.57$ ,  $\lambda = 0.18$ ,  $\mu = -0.30$ ,  $\sigma = 0.39$  (right).

inversion, such as those presented in Carr and Madan (1999) and Lewis (2000). Furthermore, since the characteristic function of  $X_T$  is exponentially affine in  $X_t$ , we can apply the cosine method as described in Section 3.3 in Fang and Osterlee (2008). This allows for the simultaneous pricing of equity options across many strikes, which is expected to significantly speed up the calibration procedure. For realized-variance derivatives one can employ a numerical Laplace inversion, see Carr et al. (2005), or the more robust control-variate method developed in Drimus (2012).

**Remark 4.1.** *Implied volatility approximations for small log-forward moneyness and time to maturity for the 3/2 plus jumps model can be obtained from Medvedev and Scaillet (2007), as their Proposition 3 covers the 3/2 plus jumps model.*

We conclude this section with a calibration to short-maturity S&P 500 option data. In Figure 4.3 we present option implied volatilities for the S&P 500 on the 8th March 2012 for a maturity of nine days. The data set clearly exhibits a volatility smile. We first fit the 3/2 model, see the left panel of Figure 4.3.

It seems that it is difficult to recover a smile using a 3/2 model without jumps. We remark that compared to the parameter values obtained in Drimus (2012) we require a larger value of  $\rho$  to produce some curvature and larger values of  $\epsilon$  and  $\kappa$ . The inclusion of jumps improves the fit significantly as demonstrated in the right panel of Figure 4.3. The values for  $V_0$  and  $\theta$  decrease when we allow for jumps. The parameters for the jump component are roughly in line with those obtained for SVJ models (see for example Gatheral (2006)).

## 5 VIX Derivatives

In this section we provide a pricing formula for (European) call and put options on the VIX. The question of pricing options on the VIX has received much attention in recent literature, see Goard and Mazur (2012), Lian and Zhu (2012), Sepp (2008b), Zhang and Zhu (2006) and Zhu and Lian (2012). In this section we extend the results of Zhang and Zhu (2006) to the 3/2 plus jumps model. We emphasize that this approach differs from Goard and Mazur (2012). Instead of modeling the VIX directly, as is done in Goard and Mazur (2012), we follow Lian and Zhu (2012) and Zhang and Zhu (2006) and define the VIX via

$$VIX_t^2 := -\frac{2}{\tau} E \left( \ln \left( \frac{S_{t+\tau}}{S_t e^{r\tau}} \right) | \mathcal{F}_t \right) \times 100^2, \quad (5.7)$$

where  $\tau = \frac{30}{365}$ . The following result, which is the analogue of Proposition 1 in Zhang and Zhu (2006), allows for the derivation of a pricing formula for VIX options (see Chan and Platen (2012) and Lennox (2012) for related results).

**Proposition 5.1.** *Let  $S$ ,  $V$ , and  $VIX^2$  be defined by Equations (3.1), (3.2), and (5.7). Then*

$$VIX_t^2 = \frac{g(V_t, \tau)}{\tau} \times (100^2) + 2\lambda(\bar{\mu} - \mu), \quad t \geq 0,$$

where

$$g(x, \tau) = -\frac{\partial}{\partial l} E \left( \exp \left( -l \int_t^{t+\tau} V_s ds \right) \middle| V_t = x \right) \Big|_{l=0}.$$

At first sight the function  $g(x, \tau)$  might seem difficult to compute, however, with the aid of a symbolic computing package, such as MATHEMATICA, a formula can be easily obtained. Proposition 5.1 is useful, as it shows that the distribution of  $VIX_t^2$  can be obtained via the distribution of  $V_t$ , for  $t \geq 0$ . In the case of the 3/2 model, it is well known that  $V_t$  is the inverse of a square-root process (Baldeaux, 2012; Carr and Sun, 2007; Drimus, 2012; Goard and Mazur, 2012). Using this fact allows for the derivation of the transition density of  $V$ , which is presented in Lemma 5.1.

**Lemma 5.1.** *Let  $V$  be defined as in Equation (3.2), then the transition density  $f$  of  $V$  is given by*

$$f_{V_T|V_t}(y) = \frac{1}{y^2} \frac{e^{\kappa\theta(T-t)}}{c(T-t)} p \left( \delta, \alpha, \frac{e^{\kappa\theta(T-t)}}{yc(T-t)} \right), \quad T > t \geq 0,$$

where  $\delta = \frac{4(\kappa+\epsilon^2)}{\epsilon^2}$ ,  $\alpha = \frac{1}{V_t c(T-t)}$ ,  $c(t) = \epsilon^2(\exp(\kappa\theta t) - 1)/(4\kappa\theta)$  and  $p(\nu, \beta, \cdot)$  denotes the probability density function of a non-central chi-squared random variable with  $\nu$  degrees of freedom, and non-centrality parameter  $\beta$ .

*Proof.* As indicated above we introduce the process  $X$  via  $X_t = \frac{1}{V_t}$ , whose dynamics are given by

$$dX_t = (\kappa + \epsilon^2 - \kappa\theta X_t)dt - \epsilon\sqrt{X_t}dW_t^1.$$

Given  $X(t)$ , we note from Jeanblanc et al. (2009) that

$$X_T \frac{e^{\kappa\theta(T-t)}}{c(T-t)} \sim \chi^2(\delta, \alpha), \quad T > t \geq 0,$$

where  $\chi^2(\nu, \beta)$  denotes a non-central chi-squared random variable with  $\nu$  degrees of freedom and non-centrality parameter  $\beta$ . □

Since we have an expression for the transition density of  $V$  and an expression for  $VIX_t^2$  in terms of  $V_t$ , we are to price derivatives on the VIX as a discounted expectation. In the following proposition, we present the Zhang-Zhu formula for the futures price and a formula for call options.

**Proposition 5.2.** *Let  $S$ ,  $V$ , and  $VIX$  be given by Equations (3.1), (3.2) and (5.7). We obtain the following Zhang-Zhu formula for futures on the VIX*

$$e^{-rT} E(VIX_T) = e^{-rT} \int_0^\infty \sqrt{\frac{g(y, \tau)}{\tau} \times (100^2) + 2\lambda(\bar{\mu} - \mu)} f_{V_T|V_0}(y) dy, \quad T > 0,$$

and the following formula for a call option

$$\begin{aligned} & e^{-rT} E((VIX_T - K)^+) \\ &= e^{-rT} \int_0^\infty \left( \sqrt{\frac{g(y, \tau)}{\tau} \times (100^2) + 2\lambda(\bar{\mu} - \mu)} - K \right)^+ f_{V_T|V_0}(y) dy, \quad T > 0. \end{aligned}$$

An expression for VIX put options can be obtained via the following put-call parity for VIX options

$$e^{-rT} E((K - VIX_T)^+) = e^{-rT} E((VIX_T - K)^+) + Ke^{-rT} - e^{-rT} E(VIX_T),$$

see Equation (25) in Lian and Zhu (2012). The methodology presented in this section is not restricted to the 3/2 plus jumps model. In fact, the method relies on expressing  $VIX_t^2$  in terms of a random variable, in this case  $V_t$ , whose distribution is known. To demonstrate this point consider the following stochastic volatility plus jumps model (Bates, 1996; Duffie et al., 2000)

$$d\tilde{S}_t = \tilde{S}_{t-} \left( (r - \lambda\bar{\mu})dt + \sqrt{\tilde{V}_t} \left( \rho dW_t^1 + \sqrt{1 - \rho^2} dW_t^2 \right) + (e^\xi - 1)dN_t \right) \quad (5.8)$$

$$d\tilde{V}_t = \tilde{\kappa}(\tilde{\theta} - \tilde{V}_t) + \tilde{\epsilon}\sqrt{\tilde{V}_t}dW_t^1. \quad (5.9)$$

From Lian and Zhu (2012) we have

$$VIX_t^2 = E \left( \ln \left( \frac{\tilde{S}_{t+\tau}}{\tilde{S}_t e^{rt}} \right) \middle| \mathcal{F}_t \right) = aV_t + b,$$



where

$$a = \frac{1 - e^{-\kappa\tau}}{\kappa\tau}, \quad (5.10)$$

$$b = \theta(1 - a) + \lambda c, \quad (5.11)$$

$$c = 2(\bar{\mu} - \mu), \quad (5.12)$$

and  $\bar{\mu}$  is defined as in Section 3. We can use the fact that the transition density of a square-root process is non-central chi-squared to obtain a pricing function. The result is given in Lian and Zhu (2012), see Proposition 3, where we simply substitute the parameters  $a$ ,  $b$ , and  $c$  given in Equations (5.10) - (5.12).

## 6 Conclusion

We derive new quasi-closed-form solutions for the pricing of equity and VIX derivatives in the 3/2 plus jumps model. The newly-found formulae allow for an empirical analysis to be performed to assess the appropriateness of the 3/2 framework for the consistent pricing of equity and VIX derivatives. Empirically the pure-diffusion 3/2 model performs well; it is able to reproduce upward-sloping implied volatilities in VIX options, while a competing model of the same complexity and analytical tractability can not. Furthermore, the 3/2 plus jumps model is able to produce a better short-term fit to implied volatility in index options than its pure-diffusion counterpart, without a loss in tractability. These observations make the 3/2 plus jumps model a suitable candidate for the consistent modelling of equity and VIX derivatives.

## References

L. B. G. Andersen and V. Piterbarg. Moment explosions in stochastic volatility models. *Finance and Stochastics*, 11:29–50, 2007.

- J. Baldeaux. Exact simulation of the 3/2 model. *International Journal of Theoretical and Applied Finance*, to appear, 2012.
- D. Bates. Jumps and stochastic volatility: Exchange rate processes implicit in deutsche mark options. *Review of Financial Studies*, 9:69–107, 1996.
- E. Bayraktar, C. Kardaras, and H. Xing. Valuation equations for stochastic volatility models. *SIAM Journal of Financial Mathematics*, to appear, 2012.
- L. Bergomi. Smile dynamics iii. *Risk*, 18:67–73, 2005.
- H. Buehler. Consistent variance curve models. *Finance and Stochastics*, 10:178–203, 2006.
- P. Carr and D. Madan. Option pricing using the fast fourier transform. *Journal of Computational Finance*, 4:61–73, 1999.
- P. Carr and J. Sun. A new approach for option pricing under stochastic volatility. *Review of Derivatives Research*, 10:87–150, 2007.
- P. Carr, H. Geman, D. Madan, and M. Yor. Pricing options on realized variance. *Finance and Stochastics*, 9:453–475, 2005.
- L.-L. Chan and E. Platen. Exact pricing and hedging formulas of long dated variance swaps under a 3/2 volatility model, 2012.
- R. Cont and T. Kokholm. A consistent pricing model for index options and volatility derivatives. *Mathematical Finance*, to appear, 2012.
- G. G. Drimus. Options on realized variance by transform methods: a non-affine stochastic volatility model. *Quantitative Finance*, to appear, 2012.
- D. Duffie, J. Pan, and K. Singleton. Transform analysis and asset pricing for affine jump-diffusion. *Econometrica*, 68:1343–1376, 2000.
- F. Fang and K. Oosterlee. A novel pricing method for european options based on fourier-cosine series expansions. *SIAM Journal of Scientific Computing*, 31:826–848, 2008.
- J. Gatheral. *The Volatility Surface: A Practitioner’s Guide*. Wiley Finance, 2006.
- J. Goard and M. Mazur. Stochastic volatility models and the pricing of vix options. *Mathematical Finance*, to appear, 2012.
- S. L. Heston. A closed-form solution for options with stochastic volatility with applications to bond and currency options. *Review of Financial Studies*, 6:327–343, 1993.
- S. L. Heston. A simple new formula for options with stochastic volatility, 1997.

- A. Itkin and P. Carr. Pricing swaps and options on quadratic variation under stochastic time change models - discrete observations case. *Review of Derivatives Research*, 13:141–176, 2010.
- M. Jeanblanc, M. Yor, and M. Chesney. *Mathematical Methods for Financial Markets*. Springer Finance, Springer, 2009.
- I. Karatzas and S. Shreve. *Brownian Motion and Stochastic Calculus*. Springer-Verlag, New York, 1991.
- K. Lennox. *Lie Symmetry Methods for Multidimensional Linear Parabolic PDEs and Diffusions*. PhD thesis, University of Technology, Sydney, 2012.
- L. Lewis, A. *Option Valuation Under Stochastic Volatility*. Finance Press, Newport Beach, 2000.
- G.-H. Lian and S.-P. Zhu. Pricing vix options with stochastic volatility and random jumps. *Decisions in Economics and Finance*, to appear, 2012.
- A. Medvedev and O. Scaillet. Approximation and calibration of short-term implied volatilities under jump-diffusion stochastic volatility. *Review of Financial Studies*, 20:427–459, 2007.
- S. Meyer-Dautrich and R. Vierthauer. Pricing target volatility fund derivatives. In *Quantitative Methods in Finance Conference Presentation*, 2011.
- A. Mijatović and M. Urusov. On the martingale property of certain local martingales. *Probability Theory and Related Fields*, to appear, 2012.
- A. Sepp. Pricing options on realized variance in the heston model with jumps in returns and volatility. *Journal of Computational Finance*, 11:33–70, 2008a.
- A. Sepp. Vix option pricing in a jump-diffusion model. *Risk*, pages 84–89, 2008b.
- A. Sepp. Parametric and non-parametric local volatility models: Achieving consistent modeling of vix and equity derivatives. In *Quant Congress Europe, London Conference Presentation*, 2011.
- C. A. Sin. Complications with stochastic volatility models. *Advances in Applied Probability*, 30:256–268, 1998.
- J. E. Zhang and Y. Zhu. Vix futures. *Journal of Futures Markets*, 26:521–531, 2006.
- S.-P. Zhu and G.-H. Lian. An analytical formula for vix futures and its applications. *Journal of Futures Markets*, to appear, 2012.