

On phenomenon of scattering on resonances associated with discretisation of systems with fast rotating phase

Anatoly Neishtadt^{1,2*}, Tan Su^{1†}

¹ Loughborough University, Loughborough, LE11 3TU, UK

² Space Research Institute, Moscow, 113997, Russia

August 10, 2017

Abstract

Numerical integration of ODEs by standard numerical methods reduces a continuous time problems to discrete time problems. Discrete time problems have intrinsic properties that are absent in continuous time problems. As a result, numerical solution of an ODE may demonstrate dynamical phenomena that are absent in the original ODE. We show that numerical integration of system with one fast rotating phase lead to a situation of such kind: numerical solution demonstrate phenomenon of scattering on resonances that is absent in the original system.

MSC2010 numbers: 34F15, 34C29, 65D30

Key words: systems with rotating phases, passage through resonance, numerical integration, discretisation

Numerical integration of ODEs reduces a continuous time problems to discrete time problems. For arbitrarily small time step of a numerical method such discrete time problem may have intrinsic properties that are absent in the original continuous time problem (see, e.g., [5] and references therein). In this note we describe a situation of such kind that was not reported before: appearance of scattering on resonances in numerical integration of systems with one fast rotating phase.

*E-mail: A.Neishtadt@lboro.ac.uk

†E-mail: T.Su@lboro.ac.uk

The system under consideration has the form

$$\begin{cases} \dot{I} = f(I, \varphi, \varepsilon), & I \in U \subseteq \mathbb{R}^l, \\ \dot{\varphi} = \frac{\omega(I)}{\varepsilon} + g(I, \varphi, \varepsilon), & \varphi \in \mathbb{S}^1 \text{ mod } 2\pi. \end{cases} \quad (1)$$

Here φ is an angular variable (phase), functions f and g are 2π -periodic in φ , ε is a small positive parameter. We assume that values of function ω are separated from 0 in the domain U by a positive constant, and that functions ω, f, g are real-analytic in $U \times \mathbb{S}^1 \times [0, \varepsilon_0]$, $\varepsilon_0 = \text{const} > 0$. In system (1) the variables I, φ are called slow and fast variables, respectively, the function ω/ε is called a frequency. System (1) is called a system with fast rotating phase [1]. Dynamics in many problems is described by systems of form (1).

Evolution of slow variables I in system (1) on time intervals of lengths of order 1 is approximately described by the averaged system:

$$\dot{J} = F(J), \quad F(J) = \frac{1}{2\pi} \int_0^{2\pi} f(J, \varphi, 0) d\varphi \quad (2)$$

(the averaging method, see, e.g., [1]). One can use higher approximations of the averaging method as well [1]. We now discuss a phenomenon that appears if system (1) is solved numerically.

Numerical integration of system (1) with a fixed time step κ effectively introduces into dynamics a new “numerical” frequency $\Omega = 2\pi/\kappa$. In the process of evolution of slow variables I the frequency $\omega(I)/\varepsilon$ changes and passes through resonances with the numerical frequency $2\pi/\kappa$. Passage through a resonance leads to a scattering on resonance: a deviation of dynamics of I from the averaged dynamics described by (2) (see, e.g., [7], a scattering on resonance for the first time was discussed in [4]). This deviation depends on value of phase φ at the moment of passage through resonance. Consider for example, the simplest case when the system is integrated by the Euler method. Then the values of I, φ at the moments of time $n\kappa$ and $(n+1)\kappa$ are related as

$$I_{n+1} = I_n + \kappa f(I_n, \varphi_n, \varepsilon), \quad \varphi_{n+1} = \varphi_n + \kappa \frac{\omega(I_n)}{\varepsilon} + \kappa g(I_n, \varphi_n, \varepsilon). \quad (3)$$

We can say that this numerical procedure integrate the time-periodic system of ODEs

$$\dot{I} = \kappa f(I, \varphi, \varepsilon) \sum_{n=-\infty}^{\infty} \delta(t - n\kappa), \quad \dot{\varphi} = \kappa \left(\frac{\omega(I)}{\varepsilon} + g(I, \varphi, \varepsilon) \right) \sum_{n=-\infty}^{\infty} \delta(t - n\kappa),$$

where $\delta(\cdot)$ is δ -function. We can use the standard identity

$$\sum_{n=-\infty}^{\infty} \delta(t - n\kappa) = \frac{1}{\kappa} \sum_{n=-\infty}^{\infty} e^{i2\pi nt/\kappa}.$$

Consider Fourier series expansion for f :

$$f(I, \varphi, 0) = \sum_{n=-\infty}^{\infty} f_n(I) e^{i\varphi}.$$

Near a low order resonance $n_1 \frac{\omega(I)}{\varepsilon} + n_2 \frac{2\pi}{\kappa} = 0$, where n_1 and n_2 are co-prime integer numbers, the dynamics is approximately described by the partially averaged equations (see [7])

$$\dot{I} = F(I) + \sum_{\substack{q=-\infty \\ q \neq 0}}^{\infty} f_{qn_1}(I) e^{iq(n_1\varphi + n_2\Omega t)}, \quad \dot{\varphi} = \frac{\omega(I)}{\varepsilon}. \quad (4)$$

For such form of equations there are asymptotic formulas for amplitude of scattering on resonance in different situations (see [6, 7]). Assume that f is analytic in a strip $|\operatorname{Im} \varphi| \leq \sigma$. Then $|f_n| < \operatorname{const} \cdot e^{-\sigma|n|}$. Then under rather general assumptions the amplitude of the scattering is $\sim \sqrt{\varepsilon} e^{-\sigma|n_1|}$. For $n_2 = \pm 1$ we get that the amplitude of the scattering is $\sim \sqrt{\varepsilon} e^{-\sigma \frac{2\pi\varepsilon}{\omega(I)\kappa}}$. Thus the considered effect is exponentially small in natural circumstances when $\kappa \ll \varepsilon$.

We first will demonstrate the existence of scattering on resonance for iterations of maps of the form (3). To this end we will integrate numerically by the Euler method with unrealistically big fixed time step the following simple system of equations with one rotating phase:

$$\dot{I}_1 = 1, \quad \dot{I}_2 = \cos \varphi, \quad \dot{\varphi} = \frac{\omega(I_1)}{\varepsilon}. \quad (5)$$

If this system is integrated by the Euler method, then, according to formula (4), near the resonance $\frac{\omega(I_1)}{\varepsilon} + n_2\Omega = 0$, the dynamics is approximately described by the system

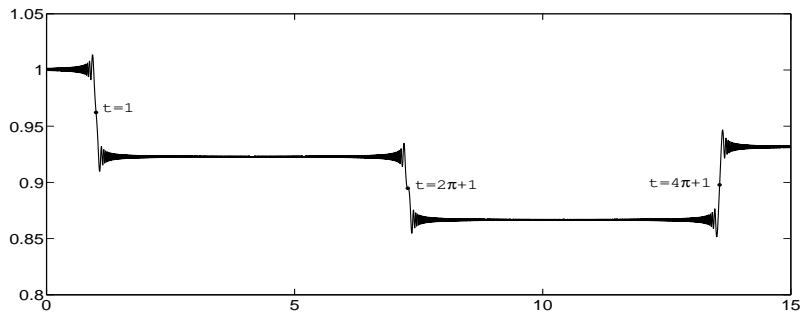
$$\dot{I}_1 = 1, \quad \dot{I}_2 = \cos(\varphi + n_2\Omega t), \quad \dot{\varphi} = \frac{\omega(I_1)}{\varepsilon}. \quad (6)$$

Let the resonance take place at $t = t_*$, i.e. $\frac{\omega(I_1(t_*))}{\varepsilon} + n_2\Omega = 0$. Denote $I_{1*} = I_1(t_*)$, $\varphi_* = \varphi(t_*)$. Then passage through a narrow neighbourhood of this resonance produces a jump in I_2 given by the asymptotic formula

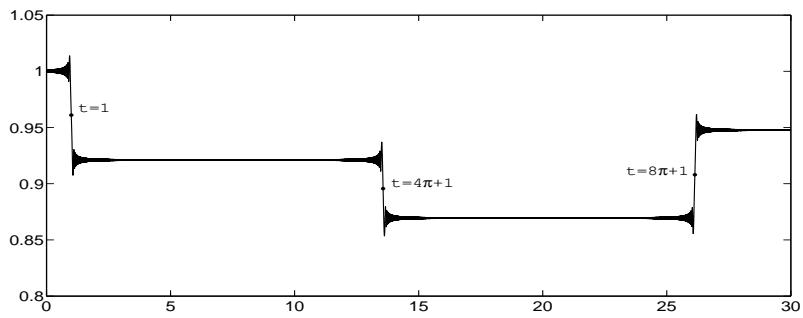
$$\Delta I_2 = \sqrt{\frac{2\pi\varepsilon}{|\omega'_*|}} \cos\left(\varphi_* + n_2\Omega t_* + \operatorname{sgn}(\omega'_*) \frac{\pi}{4}\right) + O(\varepsilon^{\frac{3}{2}}) \quad (7)$$

where $\omega'_* = \omega'(I_{1*})$ (c.f. [2] for the estimate of the error term). Here $\omega' = \partial\omega/\partial I_1$, we assume that $\omega'(I_{1*}) \neq 0$. This phenomenon is called a ‘‘scattering’’ because the value of jump depends on the value of phase $\varphi = \varphi_*$ at the moment of passage through a resonance. For discrete time systems these jumps were first observed in [8].

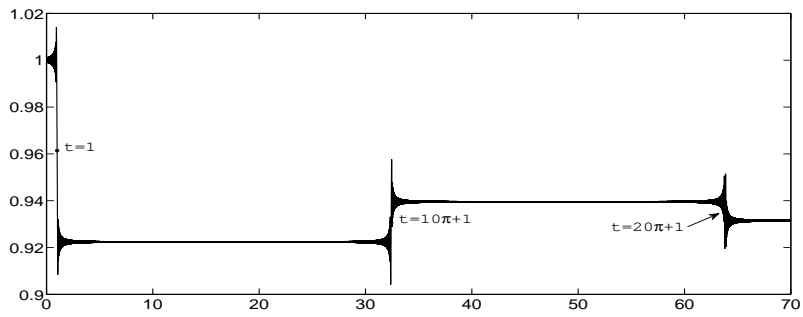
We take $\omega = I_1$ and the following values of the time step κ : $\varepsilon, \varepsilon/2, \varepsilon/5, \varepsilon/10$. Take $\varepsilon = 0.001$. Initial conditions for each run are $I_1(0) = -1, I_2(0) = 1, \varphi(0) = 0$. Thus $\omega = I_1 = t - 1$,



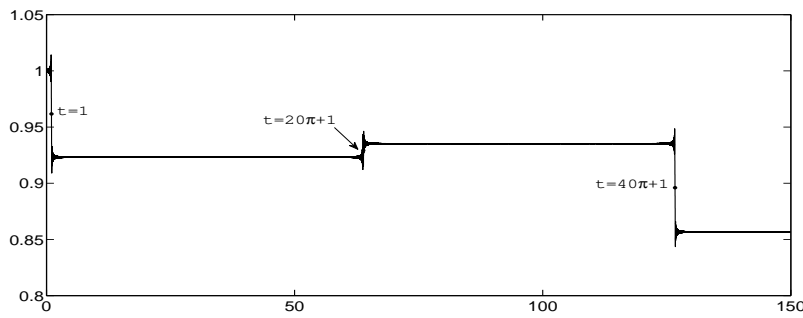
(a) $\kappa = \varepsilon$



(b) $\kappa = \varepsilon/2$



(c) $\kappa = \varepsilon/5$



(d) $\kappa = \varepsilon/10$

Figure 1. Euler discretisation, $\dot{I}_2 = \cos \varphi$, $\omega = t - 1$, $\varepsilon = 0.001$

and at $t = 1$ the system passes through the actual resonance $\omega = 0$, where I_2 has a jump. Numerical results are presented at Fig. 1. One can see a jump in I_2 at $t = 1$ due to the actual resonance, as well as jumps at $t = 1 + 2\pi n(\varepsilon/\kappa)$, $n = 1, 2$, due to the discretisation. (Plots here and in all other figures are done with MATLAB.)

Comparison of calculation of jumps using formula (7) with numerical results in Fig. 1 is presented in Table 1¹.

κ	t_*	φ_*	ΔI_2 (theoretical)	ΔI_2 (numerical)
ε	$4\pi + 1$	78462.611	0.0653	0.0649
$\varepsilon/2$	$8\pi + 1$	315333.34308	0.0786	0.0782
$\varepsilon/5$	$20\pi + 1$	1973427.065167	-0.0082	-0.0080
$\varepsilon/10$	$40\pi + 1$	7895189.742154	-0.0784	-0.0785

Table 1. Theoretical and numerical results for jump, Euler discretisation

Similar scatterings on resonances occur for other maps with fast rotating phase. We demonstrate this for the map that appears in solving system (5) by 4th order Runge-Kutta method. We again take $I_1(0) = -1$, $I_2(0) = 1$, $\varphi(0) = 0$, $\varepsilon = 0.001$ and the same unrealistically big values of the time step κ : ε , $\varepsilon/2$, $\varepsilon/5$, $\varepsilon/10$. Results are presented in Fig. 2. One can see jumps in I_2 at the the same moments of time as in Fig. 1.

Now let us consider scatterings on resonances for solving the following system by 4th order Runge-Kutta method:

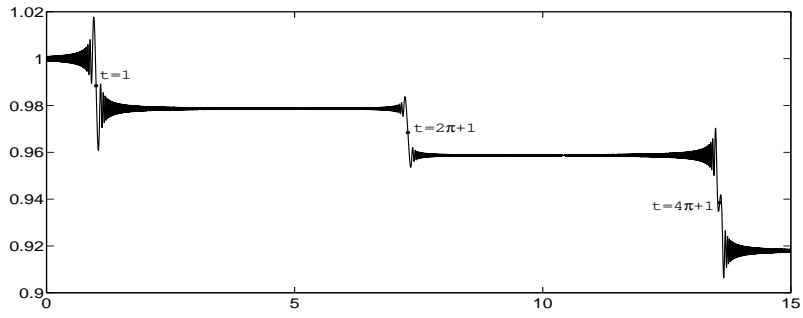
$$\dot{I}_1 = 1, \quad \dot{I}_2 = \cos \varphi + \frac{1}{2} \cos 2\varphi + \dots + \frac{1}{2^{10}} \cos 11\varphi, \quad \dot{\varphi} = \frac{\omega(I_1)}{\varepsilon} \quad (8)$$

We again take $I_1(0) = -1$, $I_2(0) = 1$, $\varphi(0) = 0$, $\varepsilon = 0.001$. Result for $\kappa = \varepsilon/2$ is shown in Fig. 3. We use this unrealistically big value of the time step to demonstrate existence of the phenomenon.

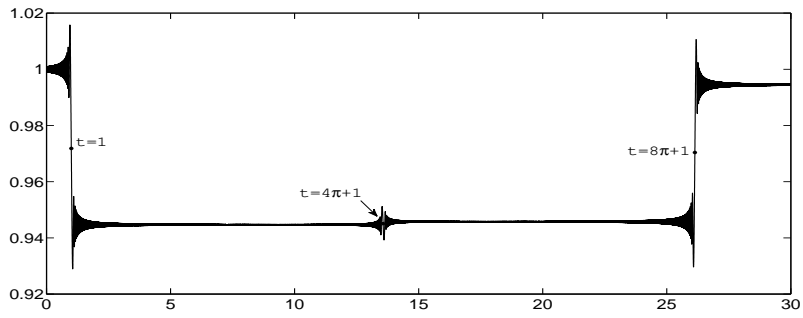
Resonances should appear at $n_1 \frac{\omega}{\varepsilon} + n_2 \frac{2\pi}{\kappa} = 0$, where n_1 and n_2 are co-prime integer numbers. Using $\omega = t - 1$, $\kappa = \varepsilon/2$, we obtain $t = -\frac{n_2}{n_1} \cdot 4\pi + 1$ at resonances.

We analyse the right hand side of \dot{I}_2 term by term. For the first term, $\cos \varphi$, we have $n_1 = 1$, the resonances occur at the points $t = k \cdot 4\pi + 1$, $k = 1, 2, 3, \dots$ (marked as A in Fig. 3). For the next term, $\frac{1}{2} \cos 2\varphi$, we have $n_1 = 2$. The possible values of n_2 are $n_2 = -1, -3, -5, \dots$ and the time moments for resonances are $t = (2k - 1) \cdot 2\pi + 1$, $k = 1, 2, \dots$ (shown in Fig. 3 as B, which are $2\pi + 1, 4\pi + 1, \dots$). Similarly, for the term $\frac{1}{4} \cos 3\varphi$, $n_1 = 3$, $n_2 = -1, -2, -4, -5, \dots$, $t = \frac{4}{3}\pi + 1, \frac{8}{3}\pi + 1, \frac{16}{3}\pi + 1, \frac{20}{3}\pi + 1, \dots$. For the term $\frac{1}{8} \cos 4\varphi$, $n_1 = 4$, $n_2 = -1, -3, -5, -7, \dots$, and resonances are at $t = \pi + 1, 3\pi + 1, 5\pi + 1, 7\pi + 1, \dots$

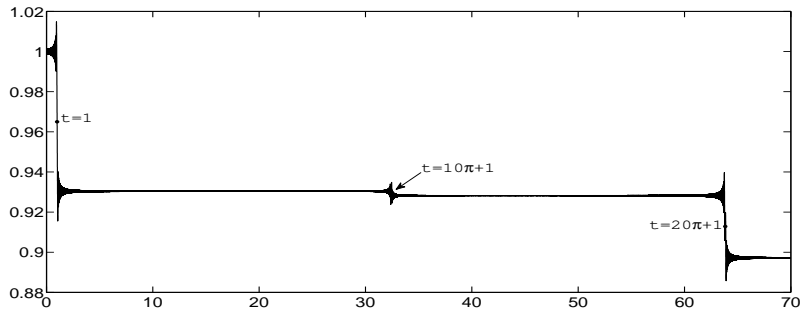
¹ Value φ_* in Table 1 was calculated as follows: $\varphi_* = \varphi_1 + \varepsilon^{-1} \int_{t_1}^{t_*} \omega dt = \varphi_1 + \varepsilon^{-1} ((t_* - 1)^2 - (t_1 - 1)^2)/2$, where t_1 is the time moment in the considered discrete grid immediately preceding to t_* , and φ_1 is the value of φ for the numerical solution at $t = t_1$.



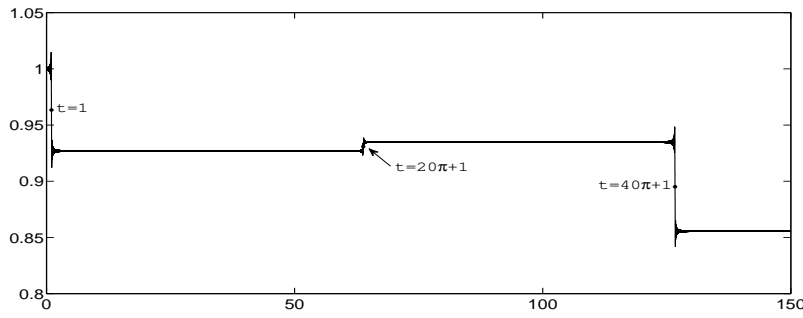
(a) $\kappa = \varepsilon$



(b) $\kappa = \varepsilon/2$



(c) $\kappa = \varepsilon/5$



(d) $\kappa = \varepsilon/10$

Figure 2. Runge-Kutta discretisation, $\dot{I}_2 = \cos \varphi$, $\omega = t - 1$, $\varepsilon = 0.001$

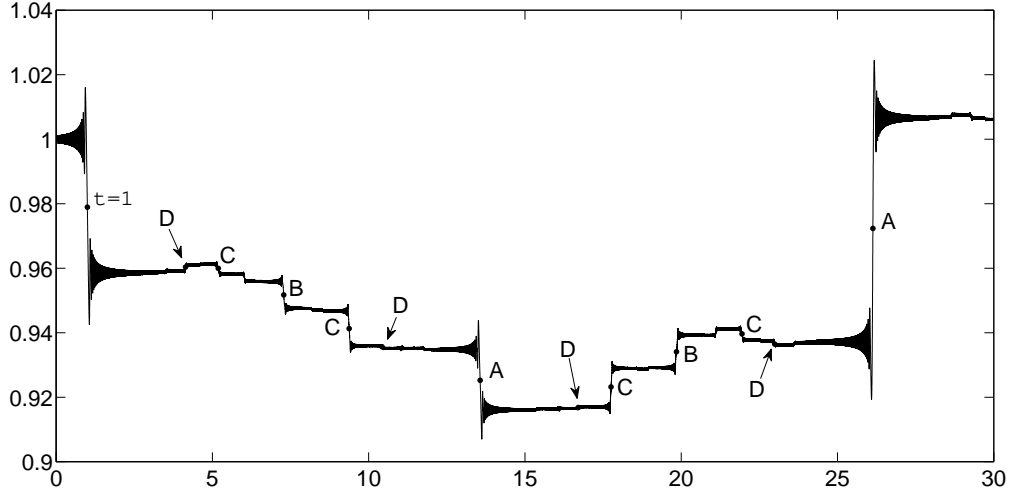


Figure 3. $\dot{I}_2 = \cos \varphi + \frac{1}{2} \cos 2\varphi + \dots + \frac{1}{2^{10}} \cos 11\varphi$, $\omega = t - 1$, $\varepsilon = 0.001$, $\kappa = \varepsilon/2$

The corresponding points are marked in Fig. 3 as C and D, respectively. If we go on with this procedure, we will find every resonance for 11 terms by increasing n_1 from 1 to 11.

Now let us consider the case

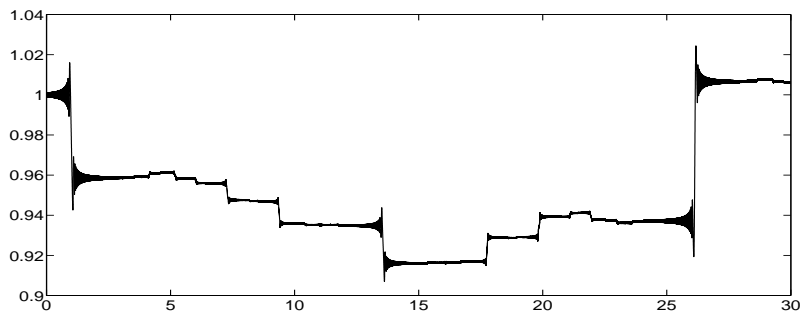
$$\dot{I}_1 = 1, \quad \dot{I}_2 = \cos \varphi + \frac{1}{2} \cos 2\varphi + \frac{1}{4} \cos 3\varphi + \dots, \quad \dot{\varphi} = \frac{\omega(I_1)}{\varepsilon} \quad (9)$$

with infinite number of terms in \dot{I}_2 . Let us represent \dot{I}_2 as

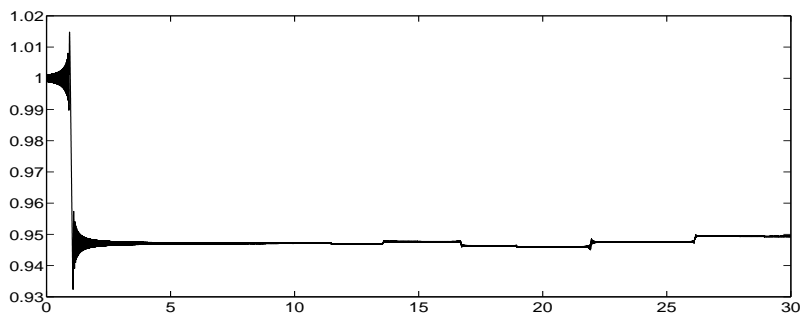
$$\dot{I}_2 = \operatorname{Re} \left(e^{i\varphi} + \frac{1}{2} e^{2i\varphi} + \frac{1}{4} e^{3i\varphi} + \dots \right) = \operatorname{Re} \left(\frac{e^{i\varphi}}{1 - \frac{1}{2} e^{i\varphi}} \right) = \frac{4 \cos \varphi - 2}{5 - 4 \cos \varphi}.$$

The result of numerical simulation by 4th order Runge-Kutta method for the same initial data and parameters as for system (8) is shown in Fig. 4a. It is clearly seen that the resonances where the jump occurs are the same as for system (8) for the first four terms in \dot{I}_2 . For later terms $\frac{1}{2^{n_1-1}} \cos n_1\varphi$ in \dot{I}_2 we can find corresponding resonances, but the jumps become smaller and smaller due to decreasing of coefficients $\frac{1}{2^{n_1-1}}$ as n_1 increases.

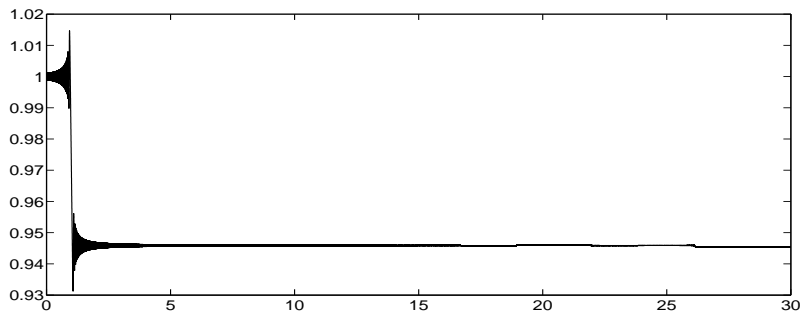
Finally, let us numerically integrate system (9) by 4th order Runge-Kutta method with the same initial conditions and parameters, as in the previous run, but with the time step $\kappa = \varepsilon/10$ and $\kappa = \varepsilon/20$. The results are shown in Figs. 4b and 4c. One can see how amplitudes of jumps decay as κ decays. We present a zoom of the jump at $t = 8\pi + 1$ in Fig. 5. This jump corresponds to the resonance $5\frac{\omega}{\varepsilon} - \frac{2\pi}{\kappa} = 0$. The curve in Fig. 5 looks “fat”. The reason is that the solution is the sum of a jump curve corresponding to the term $\cos 5\varphi$ in the right hand side of equation (9), and high frequency oscillations corresponding to, mainly, terms $\cos m\varphi$, $m = 1, 2, 3, 4$, in (9). If we magnify Fig. 5 we would see these oscillations inside “fat” curve.



(a) $\kappa = \varepsilon/2$



(b) $\kappa = \varepsilon/10$



(c) $\kappa = \varepsilon/20$

Figure 4. $\dot{I}_2 = \frac{4 \cos \varphi - 2}{5 - 4 \cos \varphi}$, $\omega = t - 1$, $\varepsilon = 0.001$, $\kappa = \varepsilon/2$

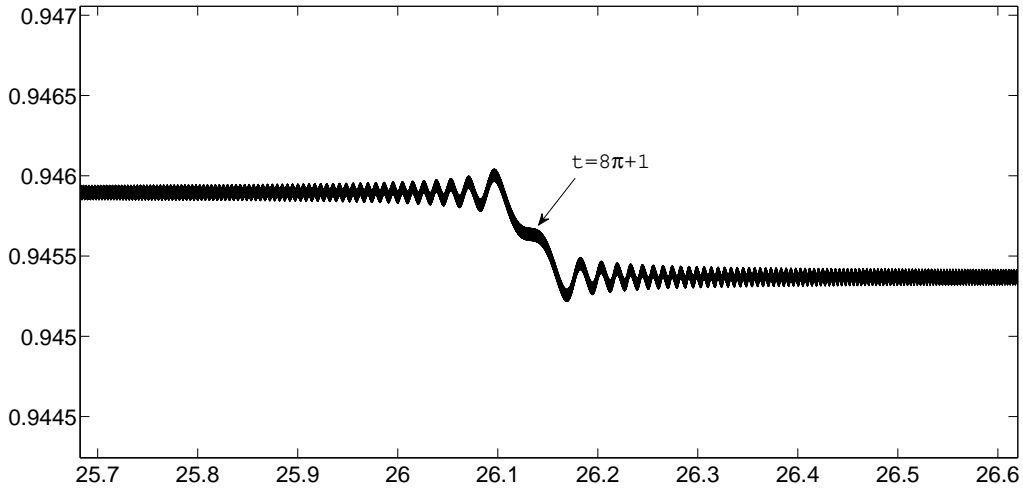


Figure 5. $\dot{I}_2 = \frac{4 \cos \varphi - 2}{5 - 4 \cos \varphi}$, $\omega = t - 1$, $\varepsilon = 0.001$, $\kappa = \varepsilon/20$, zoom in at $t = 8\pi + 1$

When behaviour of a system with fast rotating phase should be studied numerically, it looks as the most appropriate way is to use the averaging method and its higher approximations, like in [3]. If, however, the direct numerical integration of the original system with a standard constant step numerical integrator is used (e.g., to compare results with results obtained by the averaging), then the deviations of the numerical solution from the exact one have form of jumps on resonances between the internal frequency of the system and the frequency of discretisation.

References

- [1] Bogolyubov, N. N., Mitropol'skij, Yu. A.: *Asymptotic Methods in the Theory of Non-Linear Oscillations*. Gordon and Breach Science Publishers, 1961.
- [2] Bosley, D. L.: *An improved matching procedure for transient resonance layers in weakly nonlinear oscillatory systems*. Siam J. Appl. Math, Vol. 56, No. 2, 1996, pp. 420-445.
- [3] Chartier, P., Murua, A., Sanz-Serna, J.M.: *Higher-order averaging, formal series and numerical integration I: B-series*. Found. Comput. Math., Vol. 10, No. 6, 2010, pp. 695-727.
- [4] Chirikov, B. V.: *The passage of a nonlinear oscillatory system through resonance*. Sov. Phys., Dokl. Vol. 4, 1959, pp. 390-394.
- [5] Fiedler, B., Scheurle, J.: *Discretization of homoclinic orbits, rapid forcing and "invisible" chaos*. Mem. Amer. Math. Soc. Vol. 119, no. 570, 1996, viii+79 pp.
- [6] Kevorkian, J., Cole, J. D.: *Multiple scale and singular perturbation methods*. Applied Mathematical Sciences, 114. Springer-Verlag, 1996. viii+632 pp.

- [7] Neishtadt, A. I.: *Scattering by resonances*. Celest. Mech. Dyn. Astron., Vol. 65, No. 1-2, 1997, pp. 1-20.
- [8] Piro, F., Feingold, M.: *Diffusion in three-dimensional Liouvillean maps*. Physical Review Letters, Vol. 61, No. 16, 1988, pp. 1799-1802.