

Plugging Side-Channel Leaks with Timing Information Flow Control

Bryan Ford

Yale University

<http://bford.info/>

Abstract

The cloud model’s dependence on massive parallelism and resource sharing exacerbates the security challenge of timing side-channels. Timing Information Flow Control (TIFC) is a novel adaptation of IFC techniques that may offer a way to reason about, and ultimately control, the flow of sensitive information through systems via timing channels. With TIFC, objects such as files, messages, and processes carry not just *content labels* describing the ownership of the object’s “bits,” but also *timing labels* describing information contained in timing events affecting the object, such as process creation/termination or message reception. With two system design tools—*deterministic execution* and *pacing queues*—TIFC enables the construction of “timing-hardened” cloud infrastructure that permits statistical multiplexing, while aggregating and rate-limiting timing information leakage between hosted computations.

1 Introduction

Timing channels have been known and studied for decades [7, 13], but have received a resurgence of attention, particularly in the cloud context [3, 11]. While decentralized information flow mechanisms [9, 14] and trusted computing hardware and security kernels [6, 15] may protect cloud data and computations from break-ins and software vulnerabilities, these mechanisms offer no defense against information leakage via timing side-channels, which are abundant in massively parallel environments. Information theft may be possible even without active malware infection of a “victim” computation, as demonstrated in proof-of-concept via shared L1 data cache [10], shared functional units [12], branch target cache [2], and instruction cache [1].

Although timing channels may represent a security risk in any shared infrastructure, the cloud model exacerbates these risks in at least four ways, discussed in more detail elsewhere [3] and briefly summarized here.

First, *parallelism makes timing channel pervasive*. Many processing resources yield timing channels, and even if one channel is exploitable only at low rate, an attacker who can gain co-residency with a victim on multiple nodes and cores in a cloud [11] can multiply the leakage rate by the level of parallelism.

Second, *insider attacks become outsider attacks*. An

attacker would have to break into or get an account on private computing infrastructure before mounting a timing attack, but on the cloud the attacker need only purchase the necessary CPU time.

Third, *cloud-based timing attacks are unlikely to be caught*. Timing attacks do not violate conventional system protection invariants, and are unlikely to set off alarms or leave a trail of evidence. Further, while the owner of a private machine can scan running computations for malicious activity, a cloud provider has no prerogative to monitor its customers, and ironically, by doing so could invite privacy concerns or lawsuits.

Fourth, *the cloud business model depends on statistical multiplexing*. The classic approach to limit timing channels, “reserving” hardware resources or timeslices to customers in a demand-independent fashion, would prevent the provider from oversubscribing and statistically multiplexing hardware resources for efficiency.

This paper introduces and informally explores an extension of decentralized information flow control (DIFC) techniques [9, 14] to the task of reasoning about and controlling timing side-channels between computations hosted in a provider’s cloud infrastructure. The approach currently addresses only timing side-channels *internal* to a cloud and not, for example, resulting from communication patterns visible on a public network [5]. Furthermore, this paper merely explores one potential approach, which has not been rigorously formalized or experimentally validated; doing so remains future work.

2 Timing Information Flow Control

This section introduces *Timing Information Flow Control* or TIFC, an extension of DIFC for reasoning about and control the propagation of sensitive information into, out of, or within a software system via timing channels. With TIFC, an operating system can attach explicit labels or *taints* to processes and other objects, describing what sources, types, and granularities of timing information may have affected the state of the labeled object. Using these labels, the OS can enforce policies constraining how timing-derived information may flow among processes and affect their results.

2.1 TIFC Model Overview

Our TIFC model builds on Flume [8], due to its simplicity and elegance. As in Flume, we assign *labels* to

system objects such as processes, messages, and files. A label can contain any number of *tags*, each of indicating that the labelled object has a particular “taint,” or may be derived from information owned by a particular user. Unlike conventional DIFC, however, TIFC labels reflect not only the *content* contained in such an object—i.e., the information contained in the bits comprising a message or a process’s state—but also information that may have affected the timing of observable *events* associated with that object—a process starting or stopping, a message being sent or received, etc. Consistent with conventional, informal practices for reasoning about timing channels [7, 13], our TIFC model does not attempt the likely-infeasible task of eliminating timing channels entirely, but rather seeks to impose limits on the *rate* at which information might leak via timing channels.

To distinguish content and timing taint explicitly, we give TIFC labels the form $\{L_C/L_T\}$, where L_C is a set of tags representing content taint, and L_T is a set of tags representing timing taint. As in Flume, content tags in the set L_C simply identify a user, such as Alice or Bob. Timing tags, however, we give the form P_f , where U is a user such as Alice or Bob, and f is a frequency representing the maximum rate with which user U ’s information might leak via this timing event, in bits per second. The frequency part of a timing tag may be ∞ , indicating that information leakage may occur at an unbounded rate. Thus, the label $\{A/A_\infty, B_f\}$ attached to a message might indicate that the content (bits) comprising the message contains Alice’s (and only Alice’s) information, but that the *timing* with which the message was sent might contain (and hence leak) both Alice’s and Bob’s information—at an arbitrarily high rate in Alice’s case, but up to at most f bits per second in Bob’s case.

2.1.1 Declassification Capabilities

To enforce information security policies, we similarly build on Flume’s model. We allow a process P to transmit information to another process or target object O only if P ’s label is a subset of O ’s, or if P holds *declassification capabilities* for any tags in P that are not in O . A *content declassification capability* has the form U^- , and represents the ability to remove content tag U , as in Flume. TIFC also adds *timing declassification capabilities* of the form U_f^- , representing the ability to declassify information carried by timing channels, at a rate up to frequency f . The “maximum-strength” timing declassifier U_∞^- is equivalent to the content declassifier U^- ; timing capabilities with finite frequencies represent weakened versions of these infinite-rate capabilities.

Suppose process P_1 has label $\{A/A_\infty, B_f\}$, and process P_2 has the empty label $\{-/-\}$. If process P_1 were allowed to send a message to P_2 , this action would leak A ’s information via both message content and the tim-

ing of the message’s transmission, and would leak B ’s information (at a rate up to f) via timing alone. The system disallows this communication, therefore, unless the processes hold and use the relevant capabilities to adjust their labels before interacting. In particular: (a) P_1 must hold the capability A^- and use it to remove its content tag A before sending the message; and (b) P_1 must hold and use a timing capability B_f^- (or stronger) to declassify timing tag B_f before sending the message.

2.2 Controlling Timing Channels

Timing labels and capabilities alone would not be useful without mechanisms to control timing information flows. This section briefly introduces two specific tools useful for this purpose: *deterministic execution* and *pacing*. The next section will illustrate how we might employ these tools in practical systems.

Deterministic Execution: In general, a process whose label contains content tag U must also have timing tag U_∞ , because the process’s flow of control—and hence execution time—can vary depending on the U -owned bits contained in its process state. The converse might also seem inevitable: if a process has timing tag U_f for any frequency f , and the process reads the current time via `gettimeofday()`, for example, then the process’s content subsequently depends on its execution timing, hence the process must have content tag U . Even if we disable system calls like `gettimeofday()`, conventional programming models—especially parallel, multithreaded models—enable processes and threads to depend on timing in many implicit ways, such as by measuring the relative execution speed of different threads. One thread might simply remain in a tight loop incrementing a shared memory counter, for example, which other threads read and use as a “timer.”

System-enforced deterministic parallel execution, as in Determinator [4], offers a tool to decouple a process’s timing and content labels. With system-enforced determinism, the OS kernel can prevent unprivileged processes from exhibiting *any* timing dependencies—even if the process maliciously attempts to introduce such dependencies—except via explicit inputs obtained through controlled channels. In effect, deterministic processes cannot “tell time” except via explicit inputs controlled by content labels. System-enforced determinism thus makes it “safe” for a process’s content and timing labels to differ. If a process’s explicit inputs were derived from user A ’s information, but its execution timing was also affected by B ’s information at rate f , we give the process the label $\{A/A_\infty, B_f\}$ rather than $\{A, B/A_\infty, B_f\}$, safe in the knowledge that system-enforced determinism prevents B ’s “timing domain” information from leaking into the process’s “content domain” (its register/memory state).

Pacing: Processes often interact with each other and with the external world via queued messages or I/O, and we leverage “traffic shaping” techniques common in networking to limit the rate at which information might can across these queues via timing channels. We assume that we can *pace* the output of a message queue, such that regardless of how messages build up in the queue, the queue’s output “releases” at most one message per tick of a recurring timer, firing at some frequency f . After each $1/f$ -time period, the queue’s output releases exactly one message if the queue is non-empty, and no message if the queue is empty. Between clock ticks, the queue releases no information at all. Ignoring information contained in the *content* and *order* of queued messages—which we control via content labels—we see that a paced queue leaks at most one bit of timing information per $1/f$ -time period: namely, whether or not the queue was empty at that particular timer tick.

If messages flowing into a paced queue have a timing tag of U'_f for $f' > f$ (including $f' = \infty$), we can safely “downgrade” those timing tags to U_f at the queue’s output, if the queue is paced at frequency f . If messages with label $\{A/A_\infty, B_\infty\}$ flow into a pacer with frequency f , for example, then messages at the queue’s output have label $\{A/A_f, B_f\}$. While we for now can offer only an intuitive argument for the correctness of this rate-limiting principle, a formalized argument remains for future TIFC model development.

3 Using TIFC: Case Studies

We now illustrate TIFC’s operation and potential uses via three simple examples. In these examples, two customers—Alice and Bob—each wish to perform some privacy-sensitive computation on cloud hardware managed by a trusted cloud provider. Each customer desires strong assurance that his data cannot leak to other customers above a well-defined rate—even if his code is infected with malware that attempts to leak his data via timing channels. We make the simplifying assumption that timing channels arise only from shared compute resources, such as processor cores and the caches and functional units supporting them. We neglect for now other sources of timing channels, such as those arising from network communication paths either within the cloud or between cloud and customers [11], although this TIFC model may extend to other channels as well.

Dedicated Hardware Scenario: The first example, in Figure 1(a), illustrates a “base case” scenario, where the cloud provider controls timing channels merely by imposing a fixed partitioning of hardware compute resources between Alice and Bob. Alice submits compute job requests via a cloud gateway node that the provider dedicates exclusively to Alice, and similarly for Bob.

Each customer’s gateway forwards each job to a compute core, on the same or another node, that is also exclusive to the same customer. The gateway nodes attach TIFC labels to each incoming request, and the provider’s OS kernel or hypervisor managing each compute core uses these labels to prevent either customer’s compute jobs from leaking information to the other via either the content or timing of messages within the cloud.

Figure 1(b) and (c) illustrates the (intuitively trivial) reason this example provides timing isolation, by contrasting the system’s timing when Bob submits a “short” job (b) with the timing when Bob submits a “long” job (c). Since Alice’s job runs on a separate compute core from Bob’s, Alice’s job completion time depends only on the content of that job and Alice’s prior jobs—information represented by the timing tag A_∞ —and is not “tainted” by any timing dependency on Bob’s jobs.

Fixed-Reservation Timeslicing: Figure 2(a) shows a less trivial example, where a shared compute core processes both Alice’s and Bob’s jobs on a “fixed reservation” schedule that does *not* depend on either Alice’s or Bob’s *demand* for the shared core. The shared compute core maintains and isolates the state of each customer’s job using standard process or virtual machine mechanisms. The scheduling of these per-customer processors onto the shared core, however, is controlled by a separate entity we call the *reservation scheduler*. The scheduler conceptually runs on its own dedicated CPU hardware, and sends a message to the shared compute core at the beginning of each timeslice indicating which customer’s job to run next. The code implementing the scheduling policy need not be trusted for information flow control purposes, as long as trusted code attaches and checks TIFC labels appropriately. In particular, the scheduler and the messages it sends have the empty label $\{-/-\}$, which allows the scheduler’s messages to affect the timing of Alice’s and Bob’s labeled jobs running on the shared core, without adding any new “taint.”

With its empty label, however, the reservation scheduler cannot *receive* any messages from the shared core that might depend on either the content or timing of the customers’ jobs. TIFC enforcement prevents the scheduler from obtaining feedback about whether either Alice’s or Bob’s processes actually demand CPU time at any given moment, forcing the scheduler to implement a “demand-insensitive” policy, which isolates the timing of different customers’ jobs sharing the core, at the cost of wasting shared core capacity. Figure 2(b) and (c) shows execution schedules for the shared core in the cases in which Bob’s job is short or long, respectively, illustrating why Alice’s job completion time depends only on Alice’s information—hence the timing label of A_∞ —though Bob’s job may have executed on the same

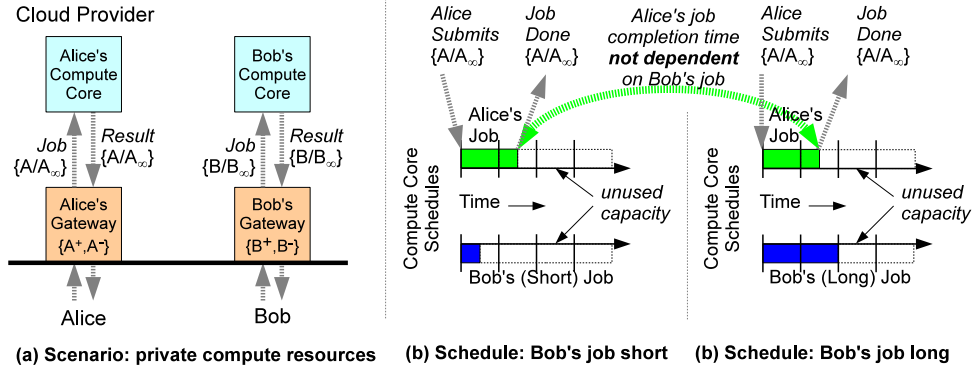


Figure 1: Content and Timing Information Labels: Private Per-Client Hardware Resources

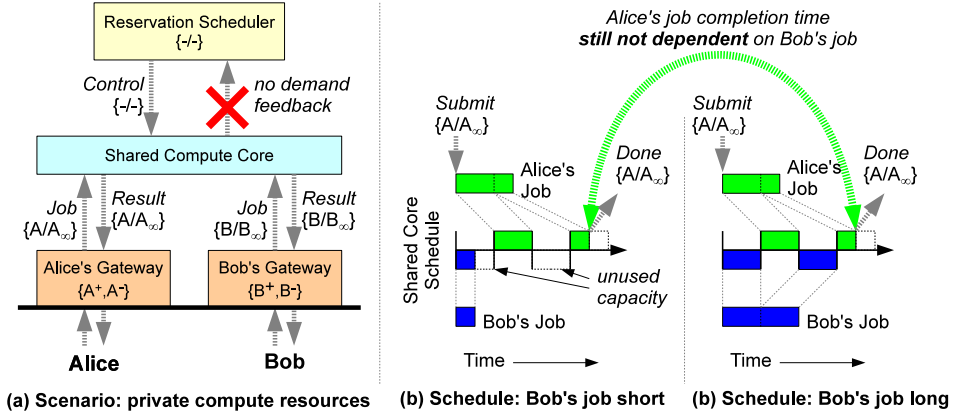


Figure 2: Labeling Scenario: Shared Resource with Reservation-based Scheduling

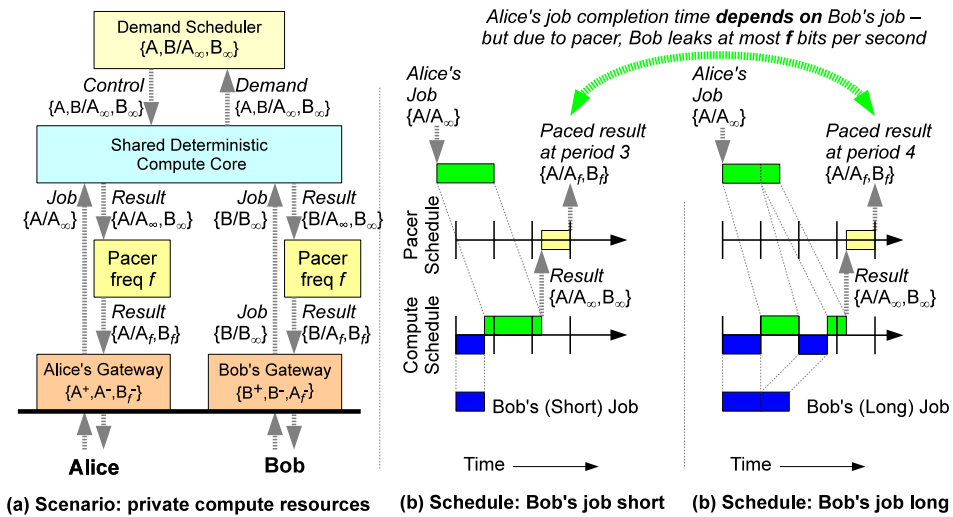


Figure 3: Labeling Scenario: Shared Resource with Demand-driven Scheduling

core during different (demand-independent) timeslices.

Statistical Multiplexing: The above scenarios embody well-known timing channel control techniques [7, 13], to which TIFC merely adds an explicit, enforceable labeling model. These standard techniques unfortunately undermine the cloud *business model*, however, by eliminating the cloud provider’s ability to obtain efficiencies of scale through oversubscription and multiplexing [3]. Figure 3 illustrates a final scenario that *does* allow statistical multiplexing, at the cost of a controlled-rate timing information leak.

As above, this scenario includes a shared compute core and a separate scheduler. Instead of the empty (minimum) label, however, we now give the scheduler a “high” (maximum) label containing all customers’ content and timing taints. This label allows the scheduler to receive demand information from the shared compute core, and even to receive messages from customers’ jobs themselves containing explicit scheduling requests or “performance hints.” Since the scheduler’s content label (A, B) is higher than the content labels of either Alice’s or Bob’s jobs, TIFC disallows the scheduler from sending messages to Alice or Bob, or otherwise affecting the *content* (process state) of their jobs.

The scheduler can send messages to the shared compute core’s trusted control logic, however, to control which customer’s jobs run in a particular timeslice. The shared core runs jobs deterministically, ensuring that regardless of how the scheduler runs them, each job’s result content depends only on that job’s input content and not on execution timing. The scheduler’s control messages therefore “taint” all jobs with the timing tags—but *not* the content tags—of all customers. The results of Alice’s job, for example, has the label $\{A/A_\infty, B_\infty\}$, indicating that the result content contains only Alice’s information, but the job’s completion timing may also contain Bob’s information. Without additional measures, this high timing label would prevent Alice’s gateway from sending Alice’s job results back to Alice, since the timing of these job completion messages could leak Bob’s information at an arbitrarily high rate.

To rate-limit this timing leak, we assume that when requesting service from the cloud provider, Alice and Bob agreed to allow timing information leaks up to a specific rate f fixed throughout this particular cloud. To enforce this policy, the cloud provider inserts a pacer on the path of each customer’s job results queue, which releases the results of at most one queued job at each frequency f “tick” of a trusted provider-wide clock. Since all customers allow timing information leaks up to rate f , each user’s gateway node grants all other gateways a timing declassification capability for rate f : thus, Alice’s and Bob’s gateways can declassify each others’ timing la-

bels up to rate f . The TIFC rules thus allow Alice’s job results to flow back to Alice at up to f jobs per second, leaking at most f bits per second of Bob’s information.

Figure 3(b) and (c) compares two execution schedules resulting from Bob’s job being “short” and “long,” respectively. Due to demand-sensitive multiplexing, each job’s completion time depends on the prior jobs of all users, which may mix all users’ information at arbitrary rate. Alice’s output pacer, however, delays the release of each job’s results to a unique clock tick boundary, “scrubbing” this timing channel down to the frequency f at which the gateways can declassify the timing labels.

4 Conclusion

While TIFC may represent a promising approach to hardening clouds against timing channels, much work remains. We are in the process of formalizing the model and security arguments, and implementing it in an extension of Determinator [4] for experimental validation.

References

- [1] Onur Aciğmez. Yet another microarchitectural attack: Exploiting I-cache. In *CCAW*, November 2007.
- [2] Onur Aciğmez, Çetin Kaya Koç, and Jean-Pierre Seifert. Predicting secret keys via branch prediction. In *CT-RSA*, February 2007.
- [3] Amittai Aviram, Sen Hu, Bryan Ford, and Ramakrishna Gum-madi. Determinating timing channels in compute clouds. In *CCSW*, October 2010.
- [4] Amittai Aviram, Shu-Chun Weng, Sen Hu, and Bryan Ford. Determinator: OS support for efficient deterministic parallelism. In *9th OSDI*, October 2010.
- [5] David Brumley and Dan Boneh. Remote timing attacks are practical. In *12th USENIX Security Symposium*, August 2003.
- [6] Eric Keller et al. NoHype: Virtualized cloud infrastructure without the virtualization. In *37th ISCA*, June 2010.
- [7] Richard A. Kemmerer. Shared resource matrix methodology: An approach to identifying storage and timing channels. *TOCS*, 1(3):256–277, August 1983.
- [8] Maxwell Krohn, Alexander Yip, Micah Brodsky, Natan Cliffer, M. Frans Kaashoek, Eddie Kohler, and Robert Morris. Information flow control for standard os abstractions. In *21st SOSP*, October 2007.
- [9] Andrew C. Myers and Barbara Liskov. A decentralized model for information flow control. In *16th SOSP*, October 1997.
- [10] Colin Percival. Cache missing for fun and profit. In *BSDCan*, May 2005.
- [11] Thomas Ristenpart et al. Hey, you, get off of my cloud: Exploring information leakage in third-party compute clouds. In *16th CCS*, pages 199–212, New York, NY, USA, 2009. ACM.
- [12] Zhenghong Wang and Ruby B. Lee. Covert and side channels due to processor architecture. In *22nd ACSAC*, December 2006.
- [13] John C. Wray. An analysis of covert timing channels. In *IEEE Symposium on Security and Privacy*, May 1991.
- [14] Nickolai Zeldovich et al. Making information flow explicit in HiStar. In *7th OSDI*, November 2006.
- [15] Fengzhe Zhang, Jin Chen, Haibo Chen, and Binyu Zang. Cloud-Visor: Retrofitting protection of virtual machines in multi-tenant cloud with nested virtualization. In *23rd SOSP*, October 2011.