

Friends FTW! Friendship, Collaboration and Competition in Halo: Reach

Winter Mason

Stevens Institute of Technology
m@winteram.com

Aaron Clauset

University of Colorado, Boulder
Santa Fe Institute
aaron.clauset@colorado.edu

ABSTRACT

How important are friendships in determining success by individuals and teams in complex collaborative environments? By combining a novel data set containing the dynamics of millions of *ad hoc* teams from the popular multiplayer online first person shooter *Halo: Reach* with survey data on player demographics, play style, psychometrics and friendships derived from an anonymous online survey, we investigate the impact of friendship on collaborative and competitive performance. In addition to finding significant differences in player behavior across these variables, we find that friendships exert a strong influence, leading to both improved individual and team performance—even after controlling for the overall expertise of the team—and increased pro-social behaviors. Players also structure their in-game activities around social opportunities, and as a result hidden friendship ties can be accurately inferred directly from behavioral time series. Virtual environments that enable such friendship effects will thus likely see improved collaboration and competition.

ACM Classification Keywords

J.4 Computer Applications: Social and Behavioral Sciences; H.2.8 Database Applications: Database Management—*data mining*

General Terms

Human Factors

Author Keywords

Social Mining, Group Dynamics, MMO

INTRODUCTION

Given the ubiquity of friendships in social interactions and complex social systems, the value of any particular friendship can be difficult to quantify. But some things are known: friendships are useful for finding new jobs, as in the “weak ties” or Granovetter effect [16]; they are useful for marketing because personal attributes—including fixed variables like age, ethnicity and location, as well as more fluid variables like preferences and opinions—exhibit homophily [27, 36]

and thus correlate across friendship ties; and, they are useful for social filtering or search [4, 6], i.e., your friends are good at predicting what information you will like.

But, how valuable are friendships within complex collaborative environments, particularly those found online? On the one hand, teams composed of friends may perform better as a result of their extensive collaboration history, i.e., friendships may increase awareness and understanding of others’ goals and motivations [33] or they may increase commitment to group objectives [22], thereby facilitating more successful collaboration. Friendships may also reduce within-group conflict [21], yielding similar results. On the other hand, friendships could detract from performance because friends spend less time focusing on group objectives and more time socializing [35].

Friendship may even be irrelevant for effective collaboration. If a competition’s outcome depends mainly on team coordination, teams composed of experts may coordinate effectively regardless of within-team friendships: highly practiced individuals may simply know from experience how to work well with other experts and thus naturally anticipate or adapt to their teammates’ actions (e.g., by fitting into established and effective team roles). In such a case, friendships do not matter and teams composed of skilled strangers will perform best [35]. Thus, the extent to which expertise and friendship matter to success is an open question in complex collaborative environments, particularly those found online.

Here, we focus on the topic of friendships, collaboration and competition in online game environments, and specifically in the first-person shooter (FPS) genre, in which teams of players compete against each other in non-persistent virtual worlds. We are also interested in the variety of social dynamics naturally observed in this complex environment, and the extent to which they vary with demographic and psychometric variables. There are many studies in CSCW on the design of, and human action within, multi-user dungeons [29], massively multiplayer online games (MMOGs) [5] (among others), social virtual worlds [7], and non-persistent game sites [26]. Work on friendships in online gaming has focused on how friendships and social relationships are a motivation to play games [8, 37] or how playing games builds offline relationships and social capital of the players [1, 19].

Work on guilds and parties [39] in massively multiplayer online role-playing games (MMORPGs) suggests that teams are important for individual satisfaction and performance, and anecdotal evidence suggests they are conducive to the formation of friendships. However, the impact of friendships

themselves on team or individual performance has not been studied quantitatively (but see [19] for some qualitative insights). And, work on first-person shooter type games has generally focused on qualitative analysis of user actions and in-game communication [23, 32, 42].

Most work on the utility of friendships in teams is found in the management literature. Several such studies argue that friendships play a significant role in mitigating certain types of within-group conflicts; thus, teams of friends perform better because internal conflict handicaps performance [21, 22, 35]. Others have focused on designing effective teams in business or educational environments [2, 3, 34]. In these settings, friendships seem to improve group cohesion, satisfaction, and some measures of performance. Thus, we expect friendships to play a significant role in the collaboration effectiveness in virtual environments, including those found in the team-based competitive environments of the FPS genre.

Finally, the increasing CSCW interest in “serious games” [28] as a model for creating effective work spaces makes the study of real online games, and particularly those that allow collaboration with both friends and strangers, a valuable laboratory by which to understand the dynamics and determinants of collaboration and sociality in virtual environments.

Here, we study these questions in the context of the popular online FPS game *Halo: Reach*. We combine two large and novel data sets: one composed of rich online behavioral samples from the events within *Reach* competitions and one composed of rich demographic, play style, psychometric and friendship variables collected from players of *Reach* through an anonymous online survey. This combination of in-game behavioral data with survey data on the same participants has been used productively to study human behavior in MMORPGs [40, 44] and online parlor games [26], but this study is the first time it has been applied to the FPS genre or to the question of friendship, collaboration and competition.

The survey asked participants to label their online and offline friendships with other *Reach* players, and these data allow us to test the hypothesis that friendships have a direct and significant impact on the results of these competitions. Features within the game allow us to control for the impact of expertise. An in-game “matchmaking” system draws groups of friends and individual players from the general population to create competitions; thus, players collaborate with and compete against a wide variety of teammates and competitors. Finally, we note that the sheer size of *Reach*, which is played by millions of individuals, provides a wealth of data by which to investigate these and other questions about collaboration and competition.

We find that friendships significantly improve both individual and team performance in these complex collaborative environments. Friendships are not as important to success as the raw expertise of teammates (friendship does not compensate for being a bad player), but individuals themselves perform better the more friends they play with, independent of their team’s performance. Our survey shows that *Reach* players are also highly social, tending to prefer team-oriented play

and experiencing a strong sense of group cohesiveness and coordination. Furthermore, older players (24 or older; 30% of players) tend to be more socially oriented and exhibit greater proclivity for pro-social behaviors. Above and beyond performance, friendships also reshape the style of play within a competition, and players structure their choices around opportunities to play repeatedly with friends. As a result, friendships can be accurately inferred directly from behavioral time series data. These results illustrate the strong role that friendships play in complex collaborative and competitive virtual environments. They also shed light on social dynamics within FPS games and suggest algorithms designed to account for the benefits of friendship in predicting or designing competitive environments.

METHODOLOGY

Game Mechanics and Data

Halo: Reach is a multiplayer online first person shooter game played by more than ten million people worldwide. It was publicly released by Bungie Inc., a former subdivision of Microsoft Game Studios, on 14 September 2010 and *Reach* players have now generated more than 1 billion games. Players choose from among seven game types and numerous subtypes, which are played on more than 33 terrain maps with 74 weapons. Games can be played alone, with or against other players via the Xbox Live online system. Both individual game and player summaries are available through the Halo Reach Stats API. Through this interface, we collected the player details of all individuals who participated in our online survey and each of their full game histories, which yielded 2,445,617 complete games.

Among other information, each game file includes the sequence of the scoring events at the per-second resolution and a list of players by team. Scoring events are annotated with the name of the player generating the event (a unique Xbox Live gamertag), the number of points scored and the player giving up the points (if applicable).

Unlike professional sports [15], teams in *Reach* do not persist across competitions. Instead, each time a competition is created, individuals or small “parties” of players (typically friends) are grouped into teams by an in-game “matchmaking” algorithm; when the competition is complete, the players (or a subset) may choose to play together again as a party, or may reenter the matchmaking process to find new teammates or competitors. The result is that players routinely collaborate with or compete against different strangers in successive games. *Reach*’s matchmaking system uses an algorithm called TrueSkill [18] to ensure equal total “skill” for both teams, which allows us to control for this variable in our subsequent analysis.

Among the sampled games, there are three basic types: *campaign games*, a sequence of story-driven, non-competitive, player-versus-environment (PvE) maps that many players complete prior to trying other types of games; *firefight games* (also PvE), in which a team of human-controlled players battle successive waves of computer-controlled enemies; and *competitive games*, a player-versus-player (PvP) game type,

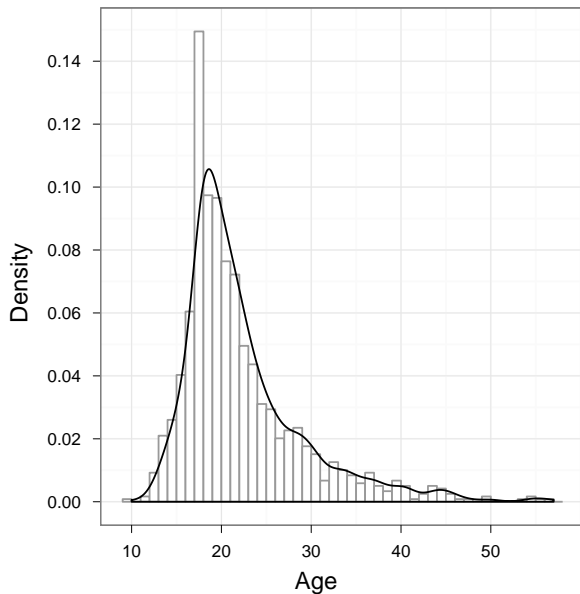


Figure 1. Age distribution of the survey respondents.

in which teams of equal size (typically 2, 4, 6 or 8 players) compete to either be the first to reach some fixed number of points or have the largest score after a fixed length of time. (The precise number of players per team, points required to win and length of a game depends on the game subtype.) In competitive games, players’ avatars move through the game map simultaneously, in real-time, navigating complex terrain, acquiring avatar modifications and encountering opponents. Points are scored by dealing sufficient damage to eliminate an opposing avatar and for each such success, a team gains a single point. Eliminated players must then wait several seconds before their avatar is placed back into the game at one of several specified “spawn” locations.

Survey Data

In addition to the in-game behavioral data available through the API, we collected data on 1191 unique *Reach* players via an anonymous online survey.¹ The survey design incorporated extensive feedback from expert *Reach* players, including ourselves, to better frame questions in appropriate language and to focus on relevant social dynamics.

We advertised the survey through Halo-centric online forums and other community websites. While this did result in a biased sample (see below), the bias was towards participants who were active and therefore had more in-game data to draw upon. Participants supplied their Xbox Live gamertag, which we used to download their *Reach* player details and their entire *Reach* game history up to the date of survey participation. Within the survey, an initial screening was conducted based on participant age: participants who indicated their age was under 18 were routed through an additional email-based parental consent step.

¹The survey was open until November 2012, when Bungie, Inc. turned off the API. The anonymous design did not permit detailed interviews.

The player detail files contain only summary statistics about *Reach* game play and do not contain demographic or social network information. The survey solicited these missing demographic variables (age, sex, location, highest education level, primary language), along with preferred play style (lone wolf, team leader, or team support), and psychometric responses like measures of group cohesion [38], entativity [25], and conflict [31]. In answering these questions, respondents were instructed to consider their “primary Halo group,” defined as the group of friends with whom they primarily play *Reach* at the time of the survey. Finally, respondents indicated their relationship (online friend, offline friend or not a friend) with every other unique gamertag that appeared in their game history. Because this list could include hundreds or even thousands of gamertags, it was sorted by the frequency of co-plays, which placed the most likely true positives at the top. The interpretation of the meaning of an online and offline friend was left to the participant, although we suggested online friends were people “you play with regularly and would say you know at least casually.” This is conceptually distinct from any feature available on Halo or Xbox for indicating friendships.

PLAYER ATTRIBUTES

Demographics

As is typical with many online games [41] and especially first person shooters [20], our survey respondents were mostly young men. The median age of our participants was 20, which is considerably lower than the mean age of 37 for video game players overall [14]. Of the 1191 respondents, an overwhelming majority (94.9%) reported their sex as male (compared with 80.8% male in MMO players [41] and 58% reported by the industry overall [14]). The reported age distribution of the respondents is relatively smooth, with the exception of a large spike at 18 (see Figure 1), presumably caused by individuals younger than 18 misreporting their age so as to avoid the parental consent requirement.²

This contrasts with the reported age distribution of MMO games, in which the plurality of players are in their 30s rather than their 20s [41]. However, the age distribution also exhibits a long right tail, with 12.8% being at least 30 years old. In agreement with the age distribution, the most frequent response indicated some college education. Although 35 countries were represented in the respondents, nearly three-quarters of respondents were from the United States, with another 14% from Canada and the United Kingdom. An overwhelming majority—94% of our respondents—indicated English was their first language.

Our respondents were very active players: they reported playing video games for an average of 23.3 hours per week. Although this number may appear high to non-gamers, it is slightly lower than the 25.9 hours per week reported by MMO

²The initial gamertag and age screening in the survey did not hint at the subsequent parental consent requirement for under 18s; thus, misreporting of age for this group may have been an automatic response to being queried for their age. However, participants could not be prohibited from refreshing the survey, reentering their gamertag and then misreporting their age.

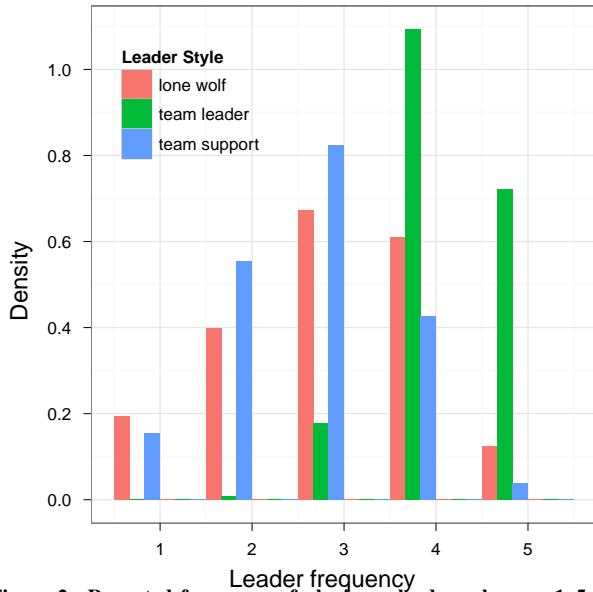


Figure 2. Reported frequency of playing a leader role on a 1–5 scale where 1 is never and 5 is always, by the preferred playing style.

players and the 27.5 hours per week reported by the industry in 2007 for video game players in general [41].

Psychometrics

We also asked participants to report their preferred playing style: team leader or team support (both collaborative styles) or “lone wolf” (a style that does not coordinate actions with the team). The survey did not provide definitions of these labels to respondents; however, feedback from our expert players indicated that their meanings should have been commonly understood within the *Reach* community. Although the popular stereotype of FPS games is non-collaborative, we find that 78.6% of players prefer playing as a team, in either the leading or supporting roles. Thus, *Reach* players are in fact strongly motivated by the collaborative aspects of the game [37,43]. When asked how often they played as a leader, participants reported typically playing their preferred role, although interestingly the lone wolves report playing a leader much more often than we would naively expect, given the anti-social nature of the lone wolf style (Fig. 2).

We find some support for the popular perception that younger players prefer the non-collaborative lone wolf role [24]. In our sample, people who preferred the team support role were indeed older (23.5 years) than those who preferred to play as lone wolves (21.6 years; $p < 0.001$). The modest size of the difference, however, suggests that while the effect is real, it is only a very weak tendency, with many younger players preferring collaborative roles and many older players preferring non-collaborative ones. Interestingly, people who preferred to play as leaders were also significantly younger (21 years) than those who played team support ($p \approx 0$).

Using our expertise as *Reach* players, we modified three classic psychometric surveys intended to assess group dynamics: entativity (how much a group is like a single entity), cohesion (how tightly-knit a group is), and conflict (how much

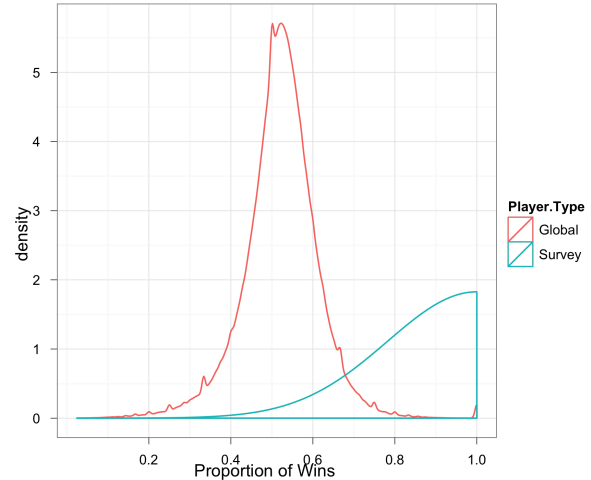


Figure 3. Proportion of games won by our respondents compared to randomly selected players

internal conflict a group has). Past work on collaboration and team performance suggests that low-levels of conflict within a group of friends should correlate with better performance [21, 22, 35].

The entativity portion of the survey contained 14 questions, which had reasonable variability (SD=0.976 on a 5-point scale) and good internal consistency (Cohen’s $\alpha = 0.82$). We therefore averaged the responses to create a single entativity metric. The average perceived entativity was 3.93 out of a 5-point scale, indicating respondents typically felt their teams were good at acting as one. The portion of the survey on cohesiveness contained 7 questions, which exhibited similar variability (SD=0.972) and internal reliability ($\alpha = 0.83$), so again we averaged the responses to create a single metric. In agreement with the perceived entativity, players typically felt their teams were very cohesive (4.1 out of 5). Finally, the portion of the survey on group conflict consisted of 8 questions with slightly lower variability (SD=0.92) and less internal reliability ($\alpha = 0.76$), which appears to be related to the presence of reverse-scored questions. Nonetheless, we felt the consistency was sufficient and averaged the scores. Here, perceived conflict was low (1.77), but somewhat higher than might be expected given the high entativity and cohesion ratings.

Comparison to Random Players

Advertising the anonymous survey on Halo-oriented community websites likely produced a biased sample of respondents relative to the overall population of *Reach* players. To characterize how different our respondent population was from the overall player population, we downloaded a uniformly random 1/1000 sample of the first 400,000,000 *Reach* games from which we extracted 963,000 unique gamertags.³ We then downloaded each of their player detail files and estimated the background distributions of various player summary statistics. Within this population, the average propor-

³The API does not provide a method by which to directly select a uniformly random player.

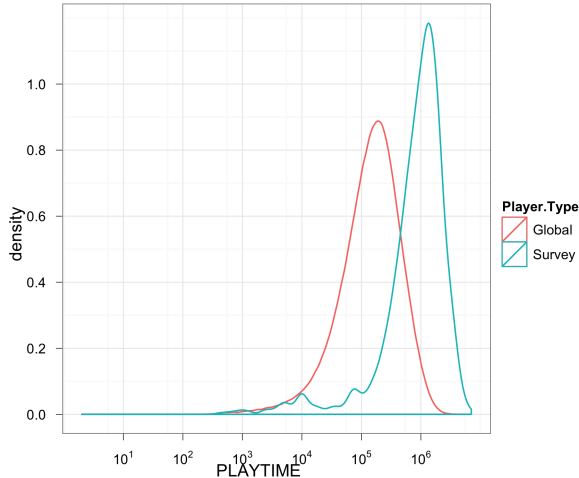


Figure 4. Time spent playing *Halo:Reach* by survey participants versus randomly selected players

tion of wins exhibited by a player is almost exactly 1/2, indicating a fairly unbiased sample of all players (Fig. 3).

Compared to the background distribution, our respondents were much better players, winning many more of their games (Fig. 3) than the typical *Reach* player. In addition to being more successful players, our respondents also typically invested almost 10 times more actual time playing *Reach* than the typical player (Fig. 4). That is, our respondents were serious Halo players, likely devoting a large share of their overall time spent playing video games to this particular game.

Demographics and Game Play

Although popular FPS stereotypes suggest that demographic variables like player sex may correlate with game performance, we find that males and females behave and perform similarly. For instance, males and females played roughly the same number of games (Female = 1825.2, Male = 2085.0), and the same amount of time per game (Female = 592.3, Male = 620.69; total seconds played divided by total games played). However, women died slightly more often than men (Female = 10.69 deaths/game, Male = 8.86 deaths/game, $t(1189) = 5.91, p < 0.007$).⁴ Of course, because of the relatively small number of female players (5.1% or 61 respondents), there may be other small but real effects that we are unable to detect.

We also observed interesting differences in game play by player age. Congruent with the popular stereotypes of FPS gamers, the older a respondent was the more kills he had per game ($\beta = 0.263, t(1189) = 4.03, p \approx 0$), as shown in Figure 5. We also see older players were significantly more capable in the lone wolf role, a result that runs contrary to the suggestion that young players prefer the lone wolf role because they are more capable in the role—popularly attributed to faster reflexes—while older players must coordinate in teams in order to effectively compete [24].

⁴For all tests, the threshold for significance (α) was corrected for the number of tests done.

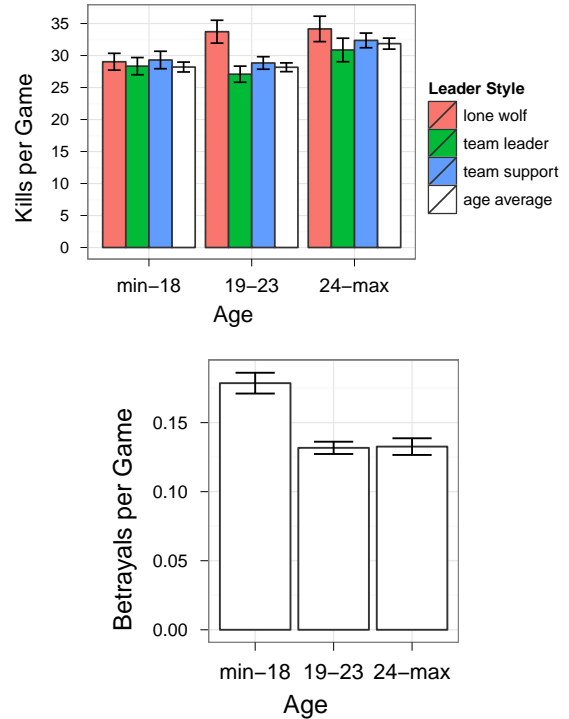


Figure 5. Kills per game (top) and betrayals per game (bottom) by age group, showing that the oldest group has significantly more kills per game than the younger groups while the youngest has more betrayals per game than the older groups.

One surprising age-correlated behavioral difference is in the number of betrayals (killing one’s own teammate, which results in a loss of a point to the team and a longer respawn time for the offending player), as shown in Figure 5. Younger players (age ≤ 18) showed a disproportionate amount of this type of team disloyalty relative to the older players ($\beta = 0.0024, t(1189) = -4.71, p \approx 0$), with the former group exhibiting a betrayal rate about 40% higher than the latter groups. Because betrayals result in a penalty against the team’s overall score, this suggests younger players exhibit significantly increased anti-social behavior while older players generally exhibit a more pro-social or cooperative orientation.

Psychometrics and Game Play

Unlike purely survey-based studies, the access granted through the API to the detailed in-game data allows us to pair each survey response with rich independent behavioral data on the same individuals. Through this pairing, we may quantitatively verify reported variables on in-game behaviors. If the survey responses are accurate, they should predict corresponding patterns within the behavioral data, and allow us to subsequently predict survey responses from behavioral data alone. For instance, participants who report preferring the lone wolf role do indeed have significantly fewer “assists” to teammates (in which two or more team members collaborate to score a point) than participants who prefer to be team leaders ($p \approx 0$) or team support ($p < 0.005$).

We also find meaningful differences in the reported group dynamic psychometrics. For instance, the more a player sees

their group as an entity, the more assists they have per game ($r = 0.13$, $p \approx 0$). Surprisingly, the opposite is true for number of kills: the more entitative groups have significantly fewer kills per game ($r = -0.16$, $p \approx 0$), perhaps because these groups travel as a pack and thus share their kills among their number. There are no significant differences in the number of deaths per game, however, suggesting perhaps that such groups are no better at warding off attacks than less entitative groups.

We observed a similar effect for perceptions of cohesiveness—more cohesive groups had significantly fewer kills per game ($r = -0.1$, $p < 0.001$), and there were no differences in the number of deaths per game. We did not, however, see the same relationship between cohesiveness and assists that we did for entativity and assists, suggesting the measures may be tapping different aspects of the players’ subjective perceptions of their groups. A player going out of their way to assist a teammate, and thereby potentially giving up opportunities to score their own points, may require a greater sense of unity than mere closeness or camaraderie.

Studies of team dynamics in the management literature [21, 22, 35] suggest that groups with greater levels of internal conflict should exhibit different game play dynamics than groups with lower levels. Surprisingly, however, we found no strong or notable relationships between responses about group conflict and game play. There are several possible explanations for this pattern, but we do not explore them here.

PREDICTING FRIENDSHIPS

Before we consider the question of whether ground-truth friendship labels can be predicted purely from in-game behavioral data, we briefly discuss a few additional results from the survey data regarding friendships.

Of the 1191 respondents, 597 played at least one game with another survey respondent.⁵ This overlap allows us to test whether respondents’ perceptions of their online and offline friendships are reciprocal [30], i.e., when one player labels another as a friend, that friend also labels the player as a friend. For online friendships, the reciprocity is 36.9%; that is, when one of two survey respondents indicated the other was an online friend, about a third of the time did they agree they were friends. The agreement on offline friendships was higher (60.9%). While both of these values may seem low, both are in fact much higher than the rates observed in other online social networks, e.g., Twitter (22%) [17]. For a social network where friendship ties represent a significant mutual investment of time, it is not clear why we do not see rates approaching 100%, although there are a few possible reasons. For instance, we notice that there are a disproportionate number of respondents who list exactly 29 online friends, and this could indicate a number of respondents did not realize the list of teammates was scrollable. If this is the case, online and offline friends who fell “under the fold” may have been missed. Another explanation may be variability in the interpretation

⁵This overlap is likely attributable to the way we advertised the survey and is not representative of the background population.

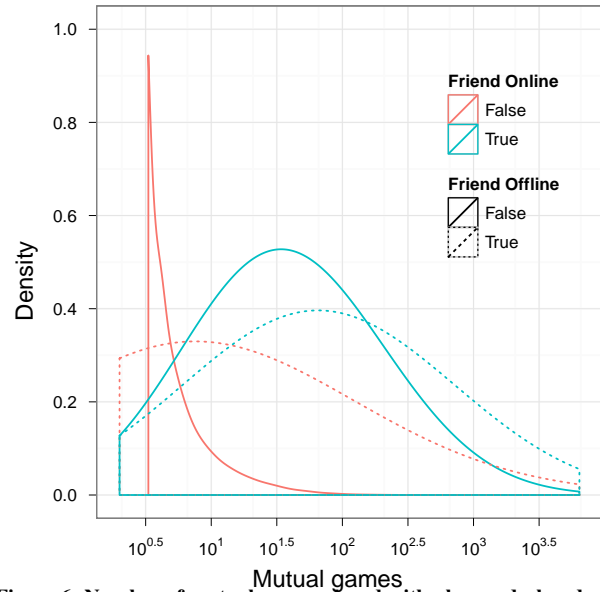


Figure 6. Number of mutual games played with players declared as online and offline friends. Dashed lines represent offline friends, and blue lines represent online friends, so the solid blue line is an online friend who is not an offline friend.

of the term “online friend” or actual differences in friendships of *Reach* players. This is a question for future research.

If players choose to structure their online activities in *Halo: Reach* around opportunities to play with friends, then the friendship labels respondents provided to us should be predictable from in-game behavioral data alone. Logistically, friends often synchronize their play times, at the same time of day or day of the week; this leads each player’s gamertag to appear in the other player’s game files in highly non-random ways. Within *Reach*, if friends are to play together, they must use the in-game “party” mechanism, in which one player “joins” another player to form a larger unit. Once they have formed this unit, the players are automatically placed together by the matchmaking algorithm into the same new competition and almost always on the same team (though splitting a party can happen, which leads to interesting in-game behavior; see below.) Thus, players who are friends will tend to appear together in a sequence of games and, within each sequence, they will typically be on the same side of a competition.⁶

We find significant differences in the frequency of playing together when a participant labeled a co-player as an online friend, offline friend, both, or neither. Pairs of players who are both online and offline friends typically played the most together, followed by online but not offline friends, then offline but not online friends and finally strangers (Fig. 6). That is, friends of both types play many more games together than do strangers.

⁶By default, *Reach* will party up all players within a particular game at its conclusion, after a 10 second delay. To prevent this, a party or player must “back out” and restart the matchmaking algorithm. Most players choose to back out most of the time.

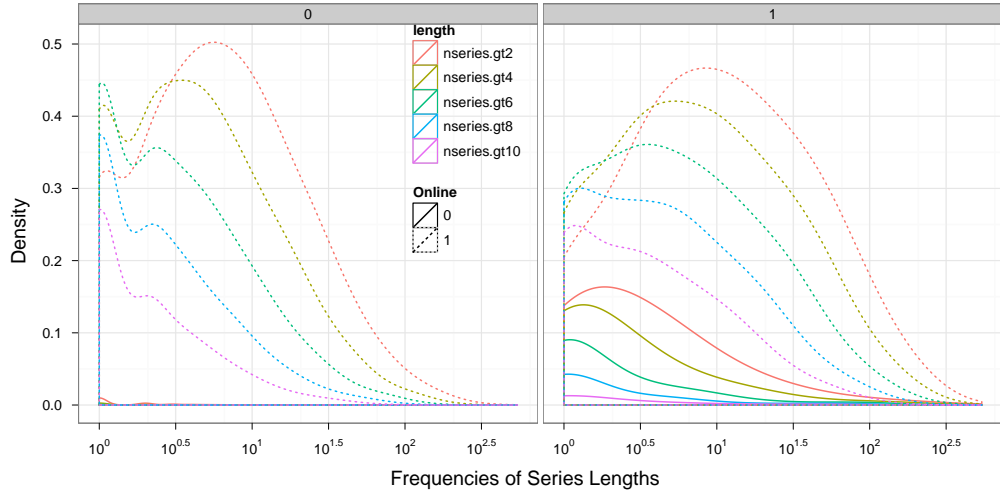


Figure 7. Number of series played for online and offline friends. Left panel shows series lengths for co-players who are not offline friends, right panel shows series lengths for offline friends. Dashed lines are online friends, solid lines are co-players who are not online friends. Colored lines show distributions for different minimum number of games played in a series.

Additionally, the party mechanism implies that when friends play together, their gamertags should appear together in a series of games, and therefore these series should be a good predictor of friendship. We define a *series* to be a sequence of consecutive games played together with no more than a one-hour gap between consecutive games. (Other gap sizes yield similar results to those reported here, indicating the robustness of this feature.) For each pair of players, we measured the number of series greater than length n and the length of the longest series. Figure 7 shows that online friends were significantly more likely to have played series of games together, as were offline friends. The greatest number of such series was played by pairs who were both online and offline friends. Similarly, the longest series for online and offline friend pairs is significantly longer than the longest series for non-friend pairs.

To illustrate this point, consider the average longest series. For strangers, the average was only 1.25 games in a row, indicating a strong tendency for these groups to dissolve quickly. However, for pairs of players in which either labeled the other as an online friend, the average was 10.20 and for those labeled as both online and offline friends, it was 13.15 games (corresponding to roughly two hours of clock time). That is, friends play many more games together in a sequence (on average, greater than 8 times more) than do strangers, and the structure of the party mechanism in *Reach* implies that this behavior must be actively selected for by players.

These patterns suggest that certain purely behavioral features may be highly accurate predictors of unknown friendship labels. Recovering this kind of hidden information has been done with a range of other electronic data on social interactions, including mobile phone call records [12, 13], geographic coincidences [11] and email [9], but not previously interactions within online games.

Given the number of competitions two players played and the number of those that were played together, the length of

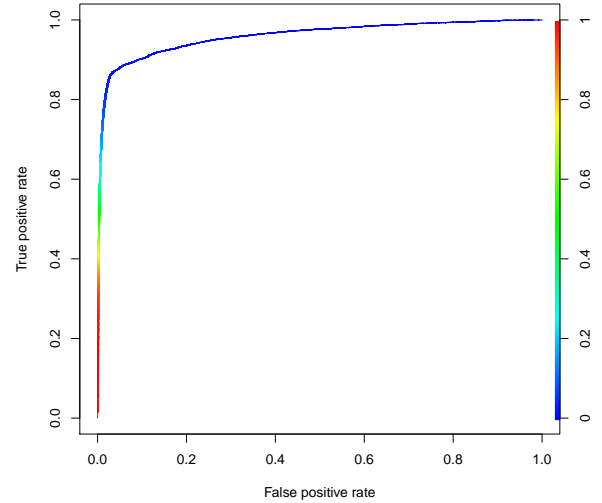


Figure 8. ROC curve for predicting whether a player is considered an online friend, given the number of mutual games together, the longest series of games, and the number of series of different lengths.

the longest series, and how many series of different length the pair played together (here: $\{2, 4, 6, 8, 10\}$, although other values could also be used), we try to predict whether either player indicated the other was an online friend (for those cases where multiple teammates responded to the survey). We fit the data to a logistic regression model, and obtain an accuracy of 98.7%, representing an AUC of 0.96. The corresponding ROC curve can be seen in Figure 8, and the ranking of the features can be seen in Table 1.

The dominant predictive feature in this model is clearly the length of the longest series the two players played together. The number of mutual games is also a strong positive feature, though it's relevance is tempered by the total number of games played. The high accuracy of the model indicates friendships in *Reach* can be reliably inferred from online be-

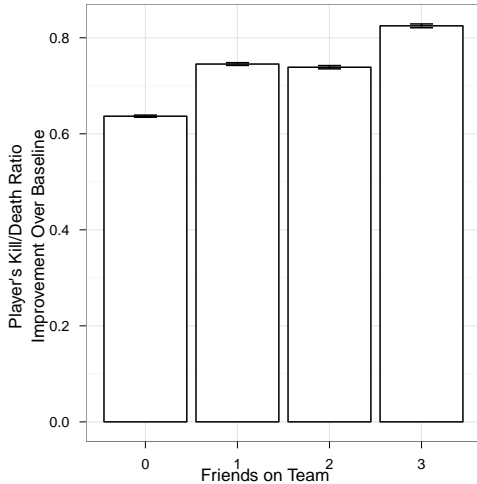


Figure 9. Average kill-death ratio, for playing with 0-3 friends. Baseline is the population average kill-death ratio (1), so even with no friends on the team participants are 65% better than average.

havior using simple heuristics. Given the fairly general nature of the predictive features, we expect these results will generalize to other online environments where players have the option of partying, or otherwise preferentially playing with friends. As a caveat, our labeled friendships are biased toward players with long game histories, and the most predictive features leverage this deep behavioral data. To what degree friendships can be inferred using only short behavioral histories is an important open question.

FRIENDSHIP AND PERFORMANCE

Because we have all competition data for each player and the participant-provided friendship labels of who they were playing with, we can investigate whether a player performs quantitatively differently when they play with or without friends. For the task of predicting winners based on the number of friends on one’s (or one’s opponent’s) team, we take two simplifying steps. First, we focus on 4-on-4 games, which are the majority of *Reach* competitions; this controls for the number of players on each team and eliminates the need to differentiate between number of friends on a team or proportion of friends on a team. Second, we aggregate a player’s online and offline friends; if a player labeled another as either an online or an offline friend, we labeled that person as a “friend”.

Individual Performance

	Estimate	Std. Error	z value	Pr(> z)
(Intercept)	-4.2485	0.0220	-192.81	0.0000
longest.series	0.3929	0.0030	131.80	0.0000
ngames.player	-0.0006	0.0000	-73.96	0.0000
ngames.mutual	0.0968	0.0027	35.97	0.0000
nseries.gt2	-0.1686	0.0152	-11.05	0.0000
nseries.gt4	0.0220	0.0197	1.11	0.2651
nseries.gt6	-0.2075	0.0259	-8.02	0.0000
nseries.gt8	-0.3428	0.0331	-10.36	0.0000
nseries.gt10	-1.1609	0.0350	-33.13	0.0000

Table 1. Parameters in a logistic regression predicting whether a player is labeled an online friend

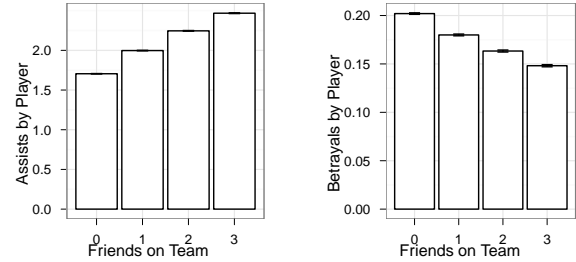


Figure 10. Assist and betrayal frequency, for playing with 0-3 friends

Here we ask whether the presence of friends on one’s own or on one’s opponent’s team affects that player’s performance. In other words, do people play or perform differently when they have friends on their team? If friendships impact the success of collaboration, then we expect to see performance improve as a player collaborates with more friends.

A strikingly clear result is that the amount of cooperation and defection (measured as assists and betrayals) a player exhibits depends strongly on the number of friends on their team. Specifically, the more friends on one’s team, the more one assists (pro-social) and the less one betrays (anti-social) one’s teammates (Fig. 10). The implication is that players actively adjust their play based on their friendships—the motivation to maintain these relationships is greater than the motivation to maintain harmony within the current team or to win the current competition.

Playing with friends also impacts the player’s success in the game, i.e., their performance. Winning and losing a competition is a team outcome (see below), but a measure of individual performance is the ratio of a given player’s kill to deaths, i.e., the number of points they personally scored versus the number of points they personally provided to the opposing team. A higher individual value indicates better individual performance; by definition, the population average kill-death ratio must be 1.0, as there is one death for every kill. Figure 9 shows that even when the survey respondents are playing with no friends on their team, they do better than the average by 65%, indicating that our survey population is highly skilled. However, this already strong performance further increases with each additional friend on the team, up to an additional 20% when the entire team is a group of friends. Thus, at least for our respondents, having friends on one’s team has a real and direct positive effect on one’s own performance, independent of whether the team goes on to win the competition.

Team Performance

	Estimate	Std. Error	z value	Pr(> z)
(Intercept)	0.2027	0.0031	64.47	0.0000
own team	0.2558	0.0022	115.92	0.0000
opponent’s	-0.1933	0.0069	-28.16	0.0000

Table 2. Best-fitting parameters for logistic regression model predicting whether a player won a game based only on the number of online or offline friends on their own team and on their opponent’s team.

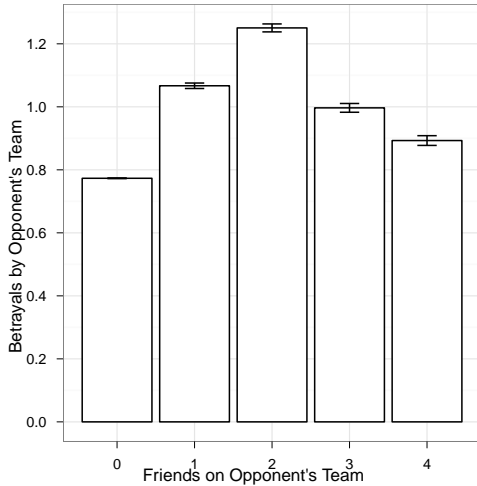


Figure 11. The frequency of betrayals on opponent’s team when the team consists 0-4 of the player’s friends

Given the effect of friends playing together on the individual’s frequency of assists and betrayals, it is not too surprising that we see a similar pattern across the entire team. That is, independent of the player’s own assists and betrayals, the team’s assists increase, and its betrayals decrease, with the number of friends playing together.

As mentioned above, the matchmaking algorithm sometimes places members of a party on the *opposing* team, which allows us to investigate what happens when a player must choose between helping their teammates versus helping their friends (on the opposing team). In this case, we find an interesting pattern: as the number of friends on the opposing team increases, so too does the number of betrayals on that team. This trend continues until there is a majority of friends on the other team, at which point the number of betrayals decreases again (Fig. 11). In other words, if one or two friends find themselves playing against their friends, they are much more likely to kill their (non-friend) teammates than if they had no friends on the opposing team. The flip in the trend indicates that when a party’s loyalties are divided across two teams, the smaller subset of friends is the one that defects against their teammates.

Similar to prior experimental work [2], and in agreement with our results on the kill-death ratio above, we find that players win more often when playing with friends than with strangers, and the more friends they play with the better (Fig. 12). Notably, this effect appears despite the matchmaking algorithm’s effort to minimize differences in team skill [18] and thereby decrease the predictive power of non-game features like friendship. That is, the TrueSkill matchmaking algorithm used by *Reach* attempts to control for the effect of skill in improving performance, but it does not account for the performance benefits of from friendship.

We fit a logistic regression model using only information about how many online and offline friends were on a player’s own team and on the opposing team. The corresponding parameters are shown in Table 2. The model achieves an accuracy of 61.1%, with an AUC of 0.573. We note that predicting

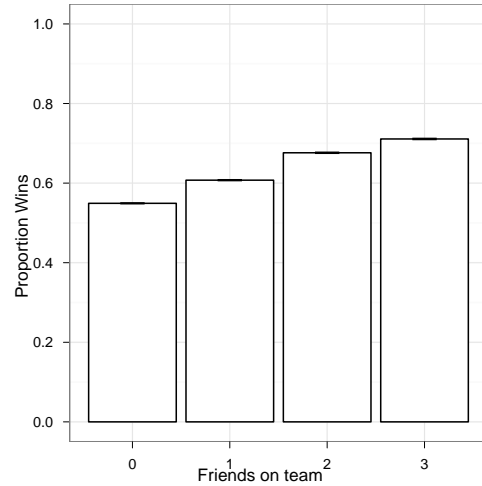


Figure 12. Proportion of wins when playing with 0-3 friends

the outcome of competitions using only the number of friends on a team is a very weak signal—being friends cannot make bad players good—so it is in fact highly meaningful that there is any improvement in accuracy over random chance (AUC of 0.5).

We also tried to predict a competition’s winner based on a rough metric of the players’ expertise on each team. Because we do not have the entire game history of *all* players, we are unable to recreate the TrueSkill [18] estimates of the players’ skill level. Moreover, despite the matchmaking algorithm’s efforts to equalize skill between teams, there is still considerable variability in skill levels across competitions. Instead we use reasonable proxies for a player’s skill in *Reach*, including the average number of games played by members of each team, the average progress in the single-player campaign and co-operative campaign, and the campaign difficulty level. This model performs slightly better than the friends-only model, improving the accuracy to 62.2% and the AUC to 0.614. As can be seen in Table 3, more games played on one’s own team is only slightly more important than fewer games played by one’s opponents.

Combining the expertise and friendship information provides a marginal improvement over expertise alone, although both the level of expertise and the number of friends on a team contribute to the model’s prediction of the outcome. The three most heavily weighted parameters are the expertise on one’s own team, the opposing team’s expertise, and the number of online friends on one’s own team (Table 4). The model has a negligible improvement in accuracy, to 62.4%, but the AUC improves slightly to 0.625.

CONCLUSION

In this paper we investigated the relationship of player demographic variables, such as age, sex and group cohesion, with player behavior, and the impact of friendships on individual and team performance in complex competitive environments. Toward this end, we used the online game *Halo: Reach*, one of the most popular games of 2010 [14] and one of the few in the FPS genre that has been studied in this way, as a model

	Estimate	Std. Error	z value	Pr(> z)
(Intercept)	0.2578	0.0051	50.10	0.0000
own.ngames	0.0001	0.0000	153.73	0.0000
oth.ngames	-0.0001	0.0000	-136.39	0.0000

Table 3. Parameters for the logisitic regression model predicting wins based on the average number of games played by one’s own teammates and one’s opponents.

system. Our results only scratch the surface of this large and multi-faceted online system to inform our understanding of collaboration and competition in virtual environments.

Our anonymous online survey produced a number of insights into the *Reach* community, many of which likely generalize to the FPS genre as a whole. First, our respondents both invested more time in the game—but not more time than a typical video game player spends on games of all types—and were significantly more skilled than the typical *Reach* player. Contradicting the anti-social stereotype of FPS players, our respondents were strongly motivated by social factors. More than 99.5% of our respondents indicated that they played with at least one online friend, and the typical number was 21 online friends (and 4 offline friends).⁷ Nearly 80% preferred to play socially, on a team, rather than individually as a “lone wolf,” and most players felt a strong sense of group cohesiveness and coordination. Thus, friendships among *Reach* players play an important role in choices of play style, game engagement and investment.

Although the typical age of our respondents was close to 20 years old, the distribution shows a long tail, with a large number of players over 30. Age correlated with several interesting aspects of game play: older players (24 or older; 30%) tend to exhibit somewhat less within-group conflict, exhibit greater pro-social tendencies (e.g., fewer betrayals), and are slightly more skilled (more kills per game). This latter point is counterintuitive given that younger players often have greater free time in which to invest in the game. We found only small differences in play statistics between male and female respondents and predictive models trained to predict sex from these values scored no better than chance. Thus, male and female players seem nearly indistinguishable from their in-game behavior.

Both team and individual performance in *Halo: Reach* are improved by friendship variables and teams composed of friends win more games on average than teams composed of strangers. However, if overall skill correlates across friendship ties, then highly skilled groups of friends could tend to win more often than groups of strangers because the skilled friends are more skilled than an average stranger. That is, skill could be homophilous. However, the TrueSkill matchmaking algorithm, which actively attempts to eliminate skill differences between teams, likely mitigates the impact of this confounding factor. TrueSkill does not control for the benefits that comes from playing with friends—benefits we observe quite clearly (Fig. 12). Admittedly, our study design does not allow us to identify the social mechanism by which friendships improve performance. A followup study that includes

⁷But, the degree distribution does not follow a power law [10].

	Estimate	Std. Error	z value	Pr(> z)
(Intercept)	0.1740	0.0053	33.00	0.0000
own.friends	0.1853	0.0023	78.99	0.0000
oth.friends	-0.0937	0.0071	-13.26	0.0000
own.ngames	0.0001	0.0000	125.61	0.0000
oth.ngames	-0.0001	0.0000	-132.81	0.0000

Table 4. Parameters for logistic regression predicting winners based on expertise and number of friends on one’s own and one’s opponent’s team

additional survey questions designed to distinguish among candidate mechanisms, and perhaps in depth interviews, may illuminate the answer.

That being said, our results do suggest some interesting clues. For instance, we observed more assists and fewer betrayals of teammates when there were more friends on the team, in agreement with research showing friendships decrease within-group conflict [21]. Alternatively, the large amount of time friends spend playing together may improve the division of specialized roles and improve communication within the team, leading to a better coordinated effort [22, 33].

Overall, friendships not only improve performance, but they also reshape the style of play within competitions. That is, players compete differently when they play with friends than when they play with strangers. For instance, groups of friends who are split across teams have to choose whether to compete against their friends (cooperate with their teammates) or defect against the teammates (cooperate with their friends). When this happens, friends tend to defect against their teammates, illustrated by a nearly double betrayal rate when two friends are on the opposing team. That is, friendship ties dominate teammate ties, and players sacrifice their own competitive success to help their friends. Similarly, betrayal rates (both by individuals and by teams) decrease as the number of friends on the team increase, illustrating a significant pro-social effect as compared to teams of strangers.

Although our logistic regression models found that friendship variables make marginal improvements over skill variables in our ability to predict success, this is understandable. In a context in which skill matters, a team of unskilled friends is sure to do more poorly than a team of skilled strangers. The important point is that even among skilled players, friendship ties provide a lift in both individual and team performance.

To conclude, we found a number of interesting relationships between in-game behavior within *Halo: Reach* and player demographic, group covariates and friendship ties. Most generally, we found that friendships strongly influence the social dynamics and collaboration within complex virtual environments like the FPS game *Halo: Reach*. Friendships lead to improved individual and team performance, increased pro-social behavior, and likely increased long-term appeal of and engagement in the game.

The impact of friendships is sufficiently strong, with players actively structuring their in-game activities around opportunities to play with friends, that hidden or unknown friendship ties can in fact be correctly inferred directly from behavioral time series using common sense heuristics. That is, it should

be possible to automatically identify pairs of individuals who would call each other friends, if asked, merely by watching the way they interact with each other online. Collaborative systems, including online FPS games like *Reach* but also a wide variety of other systems, that can infer and account for such friendship ties could thus enable a wide range of better outcomes by providing fewer mismatches between individuals or by suggesting individuals to interact with in the future. Given the increasing ubiquity of social gaming and *ad hoc* competition in general, the importance of such algorithms is likely significant.

ACKNOWLEDGEMENTS

We thank Chris Schenk for help implementing the web survey, Nick Yee and Thore Graepel for helpful discussions, and the Halo community for their support and participation. This project was funded in part by a grant from the James S. McDonnell Foundation.

REFERENCES

1. T. L. Taylor. Power games just want to have fun?: instrumental play in a MMOG. *Proceedings of the 1st Digra conference: Level Up*, 2003.
2. T. T. Baldwin, M. D. Bedell, and J. L. Johnson. The social fabric of a team-based M.B.A. program: Network effects on student satisfaction and performance. *Acad. of Manag. Journal*, 40:1369–1397, 1997.
3. P. Balkundi and D. A. Harrison. Ties, leaders, and time in teams: Strong inference about network structure’s effects on team viability and performance. *Acad. of Manag. Journal*, 49:49–68, 2006.
4. S. Bao, G. Xue, X. Wu, Y. Yu, B. Fei, and Z. Su. Optimizing web search using social annotations. In *Proc. 16th International Conference on World Wide Web*, WWW ’07, pages 501–510, 2007.
5. S. Bardzell, J. Bardzell, T. Pace, and K. Reed. Blissfully productive: Grouping and cooperation in World of Warcraft instance runs. *Proc. 11th ACM Conference on Computer Supported Cooperative Work and Social Computing*, pages 357–360, 2008.
6. S. P. Borgatti and R. Cross. A relational view of information seeking and learning in social networks. *Management Science*, 49:432–445, 2003.
7. B. Brown and M. Bell. Play and sociability in *There*: Some lessons from online games for collaborative virtual environments. *Proc. 9th ACM Conference on Computer Supported Cooperative Work and Social Computing*, pages 227–245, 2006.
8. M. G. Chen. Communication, Coordination, and Camaraderie in World of Warcraft. *Games and Culture*, 4(1):47–73, Dec. 2008.
9. M. D. Choudhury, W. A. Mason, J. M. Hofman, and D. J. Watts. Inferring relevant social networks from interpersonal communication. *Proc. 19th International Conference on World Wide Web*, pages 301–310, 2010.
10. A. Clauset, C. R. Shalizi, and M. E. J. Newman. Power-law distributions in empirical data. *SIAM Review*, 51:661–703, 2009.
11. D. J. Crandall, L. Backstrom, D. Cosley, S. Suri, D. Huttenlocher, and J. Kleinberg. Inferring social ties from geographic coincidences. *Proc. National Academy of Sciences*, 107:22436–22441, 2007.
12. N. Eagle, A. Clauset, and J. Quinn. Location segmentation, inference and prediction for anticipatory computing. In *Proc. 23rd AAAI Conference on Artificial Intelligence*. AAAI, 2009.
13. N. Eagle, A. S. Pentland, and D. Lazer. Inferring friendship network structure by using mobile phone data. In *Proc. National Academy of Sciences*, pages 15274–15278, 2009.
14. Entertainment Software Association. Essential Facts about the Compute and Video Game Industry. From <http://bit.ly/kLHJ2Q>, (access date February, 2012), 2011.
15. A. Gabel and S. Redner. Random walk picture of basketball scoring. *Journal of Quantitative Analysis in Sports*, 8(1):1416, 2012.
16. M. Granovetter. The strength of weak ties. *American Journal of Sociology*, 78:1360–1380, 1973.
17. H. P. H. Kwak, C. Lee and S. Moon. What is Twitter, a social network or a news media? *Proc. 19th International Conference on World Wide Web*, pages 591–600, 2010.
18. R. Herbrich, T. Minka, and T. Graepel. TrueSkill(tm): A Bayesian skill rating system. *Adv. Neural Info. Proc. Sys.*, 20:569–576, 2007.
19. M. Jakobsson and T. Taylor. The sopranos meets everquest. In *Proc. 2003 Digital Arts and Culture DAC Conference Melbourne Australia*, pages 81–90. Citeseer, 2003.
20. J. Jansz and M. Tanis. Appeal of playing online first person shooter games. *CyberPsychology & Behavior*, 10(1):133–136, 2007.
21. K. A. Jehn and E. A. Mannix. The dynamic nature of conflict: A longitudinal study of intragroup conflict and group performance. *The Academy of Management Journal*, 44(2):238–251, 2001.
22. K. A. Jehn and P. Shah. Interpersonal relationships and task performance: An examination of mediating processes in friendship and acquaintance groups. *Journal of Personality and Social Psychology*, 72(4):775–790, 1997.
23. T. Manninen and T. Kujanpää. The hunt for collaborative war gaming - CASE: Battlefield 1942. *Game Studies*, 5(1):October, 2005.
24. G. Mastrapa. No country for old men, 2010. *Wired Magazine*, <http://bit.ly/dj55UW> (access date February, 2010).

25. A. R. McConnell, S. J. Sherman, and D. L. Hamilton. Target entitativity: Implications for information processing about individual and group targets. *J. Personality and Soc. Psych.*, 72:750–762, 1997.
26. G. McEwan, C. Gutwin, R. L. Mandryk, and L. Nacke. “i’m just here to play games:” social dynamics and sociability in an online game site. *Proc. 15th ACM Conference on Computer Supported Cooperative Work and Social Computing*, pages 549–558, 2012.
27. M. McPherson, L. Smith-Lovin, and J. M. Cook. Birds of a feather: Homophily in social networks. *Annu. Rev. Sociol.*, 27:415–444, 2001.
28. D. R. Michael and S. L. Chen. *Serious Games: Games That Educate, Train, and Inform*. Muska and Lipman, 2005.
29. J. Muramatsu and M. S. Ackerman. Computing, social activity, and entertainment: A field study of a game MUD. *Computer Supported Cooperative Work: The Journal of Collaborative Computing*, 7:87–122, 1998.
30. M. Newman. *Networks: An Introduction*. Oxford University Press, Oxford, 2010.
31. M. A. Rahim. A measure of styles of handling interpersonal conflict. *Acad. of Manag. Journal*, 26:368–376, 1983.
32. S. Reeves, B. Brown, and E. Laurier. Experts at play: Understanding skilled expertise. *Games and Culture*, 4(3):205–227, 2009.
33. M. Rittenbruch and G. McEwan. An historical reflection of awareness in collaboration. In P. M. et al., editor, *Awareness Systems*, pages 3–48. Springer-Verlag, 2009.
34. M. Ruef, H. E. Aldrich, and N. M. Carter. The structure of founding teams: Homophily, strong ties, and isolation among U.S. entrepreneurs. *American Sociological Review*, 68:195–222, 2003.
35. P. Shah and K. A. Jehn. Do friends perform better than acquaintances? *Group Decision and Negotiation*, 2:149–165, 1993.
36. W. Shrum, J. Neil H. Cheek, and S. M. Hunter. Friendship in school: Gender and racial homophily. *Sociology of Edu.*, 61:227–239, 1988.
37. C. A. Steinkuehler and D. Williams. Where Everybody Knows Your (Screen) Name: Online Games as “Third Places”. *Journal of Computer-Mediated Communication*, 11(4):885–909, July 2006.
38. J. P. Stokes. Components of group cohesion: Intermember attraction, instrumental value, and risk taking. *Small Group Research*, 14:163–173, 1983.
39. D. Williams, N. Ducheneaut, L. Xiong, Y. Zhang, N. Yee, and E. Nickell. From tree house to barracks: The social life of guilds in World of Warcraft. *Games and Culture*, 1(4):338–361, 2006.
40. D. Williams, S. Poole, N. Contractor, and J. Srivastava. The Virtual World Exploratorium: Using Large-Scale Data and Computational Techniques for Communication Research. *Communication Methods and Measures*, 5:163–180, 2011.
41. D. Williams, N. Yee, and S. Caplan. Who plays, how much, and why? Debunking the stereotypical gamer profile. *Journal of Computer-Mediated Communication*, 13(4):993–1018, 2008.
42. T. Wright, E. Boria, and P. Breidenbach. Creative player actions in FPS online video games. *Game Studies*, 2(2):December, 2002.
43. Y. Xu, X. Cao, A. Sellen, R. Herbrich, and T. Graepel. Sociable killers: Understanding social relationships in an online first-person shooter game. In *Proc. Computer Supported Cooperative Work*, pages 197–206. ACM, 2011.
44. N. Yee, N. Ducheneaut, L. Nelson, and P. Likarish. Introverted Elves & Conscientious Gnomes: The Expression of Personality in World of Warcraft. In *Proc. 2011 Annual Conference on Human Factors in Computing Systems, CHI ’11*, pages 753–762, New York, NY, USA, 2011. ACM.