

# Rate Maximization for Half-Duplex Multiple Access with Cooperating Transmitters

Ahmad Abu Al Haija and Mai Vu

## Abstract

We derive the optimal power allocation of a practical half-duplex scheme for the multiple access channel with transmitter cooperation (MAC-TC). The system consists of two users in half-duplex mode communicating with one destination over a complex channel with additive white Gaussian noise. The transmission scheme is performed over 3 time slots, such that the users exchange part of their information during the first 2 and cooperatively transmit their information to the destination during the last time slot. This scheme is near capacity-achieving when the inter-user links are stronger than the links between the users and destination, it also includes partial decode-forward relaying as a special case. We propose efficient algorithms to find the optimal power allocation for maximizing either the individual or the sum rate and identify the corresponding optimal scheme for each channel configuration. As the inter-user link qualities increase, the optimal scheme moves from no cooperation to partial cooperation then to full cooperation, in which the users fully exchange their information and cooperatively send it to the destination.

## I. INTRODUCTION

Cooperation among nodes in wired or wireless networks can significantly improve network throughput and reliability [1]–[4]. A rich number of cooperative schemes have been proposed for fundamental networks such as the relay channel and the multiple access channel with transmitter cooperation (MAC-TC) [1]–[7]. The MAC-TC is particularly interesting as it includes the classical MAC and also the relay channel as special cases. Furthermore, it has immediate applications, for example, in cellular or ad hoc networks. In the uplink of a cellular system, two mobiles can cooperate to send their information to the base station. It has been shown in [1] for the full-duplex case that this cooperation leads to a larger achievable region and a smaller outage probability. In ad hoc or sensor networks, two or more nodes with good inter-node link qualities can also cooperate to send their information to a common destination.

An important question from the practical implementation perspective is the optimal resource allocation that achieves the maximum performance of these schemes. Optimal resource allocations have been studied for non-cooperative schemes; for example, power allocation minimizing the outage probability for multi-hop transmission over Rayleigh channels is studied in [8] and for the fading MAC in [9]. Recently, attention has been focused on cooperative schemes. Optimal power allocations that maximize the achievable rate and upper bound for the half-duplex relay channel are derived in [5], [6]. In [10], optimal power allocation is derived for the full-duplex MAC-TC as proposed in [1] along with a new half-duplex scheme and its optimal power allocation. This half-duplex scheme, however, is sub-optimal and is not based on sound information-theoretic analysis.

The authors are with the Department of Electrical and Computer Engineering, McGill University, Montreal, Canada (e-mails: ahmad.abualhajja@mail.mcgill.ca, mai.h.vu@mcgill.ca).

In [7], we have proposed a near capacity-achieving half-duplex cooperative scheme for the MAC-TC consisting of two users communicating with a destination. The scheme is based on rate splitting, superposition coding and partial decode-forward relaying. The transmission is carried over independent blocks, each of which is divided into three time slots. During the first two time slots, the two users exchange part of their information; then during the last time slot, they cooperatively transmit their information to the destination. This scheme is near capacity-achieving as shown in [7], especially when the inter-user link qualities are higher than the link quality between each user and the destination. Moreover, it includes as a special case the half-duplex decode-forward scheme for relay channels as proposed in [5], [6].

In this paper, we derive the optimal power allocation and time durations that maximize the individual or sum rate of this scheme. This optimization generalizes the previous result in [11] for symmetric channels to the general asymmetric case. Depending on the link qualities between two users and the destination, we analyze different cases using the Lagrangian method to derive the power allocation and obtain the corresponding optimal scheme for each case. Analysis and numerical results show that a user chooses to cooperate with the other if the link to this user is stronger than to the destination, but abstains from cooperation if this link is weaker. As the inter-user link quality increases, the amount of information sent cooperatively via the other user also increases, such that the scheme will go from partial to full cooperation. Asymptotically, the maximum gain for the individual and sum rate in the symmetric case is 2 and 1 bps/Hz, respectively. Using optimization results, we further characterize the optimal scheme for each destination location on a  $2D$  plane when the two users are at fixed locations and present the geometric optimal regions. These analyses are useful for network planners in obtaining the optimal performance.

## II. CHANNEL MODEL

The Gaussian MAC with transmitter cooperation (MAC-TC) consists of two users and one destination. The communication links between these terminals are affected by complex-valued channel gains and additive white Gaussian noise (AWGN). The discrete-time mathematical formulation of this channel can be expressed as [1]

$$\begin{aligned} Y_{12} &= h_{12}X_1 + Z_1 \\ Y_{21} &= h_{21}X_2 + Z_2 \\ Y_3 &= h_{10}X_1 + h_{20}X_2 + Z_3 \end{aligned} \tag{1}$$

where  $X_1$  and  $X_2$  are signals transmitted from the first and second user, respectively;  $Y_{21}$ ,  $Y_{12}$ , and  $Y_3$  are the signals received by the first user, second user, and destination, respectively;  $Z_1$ ,  $Z_2$ , and  $Z_3$  are i.i.d complex Gaussian noises with zero mean and unit variance;  $h_{12}$ , and  $h_{21}$  are inter-user link coefficients;  $h_{10}$ , and  $h_{20}$  are the link coefficients between the users and destination. Each link gain is represented by a complex value  $h_{ij} = g_{ij}e^{j\kappa\theta_{ij}}$  where  $g_{ij}$  is the real amplitude gain,  $\theta_{ij}$  is the phase and  $\kappa = \sqrt{-1}$ . We assume that each user knows all the link amplitude gains and each receiver can compensate for the phases perfectly.

The half-duplex constraint is satisfied by requiring only one communication link in (1) to occur at any given time. This requirement can be achieved by time division as shown in the next scheme.

## III. COOPERATIVE SCHEME AND RATE REGION

### A. Cooperative Scheme

Using time division, the transmission is carried out in independent blocks, each is divided into three time slots of lengths  $\alpha_1$ ,  $\alpha_2$  and  $\alpha_3 = 1 - \alpha_1 - \alpha_2$ , respectively. Let  $w_1$  and  $w_2$  be the messages to be sent during a specific

block by the first and second user, respectively. Each user splits its message into two parts:  $w_1 = (w_{10}, w_{11})$  and  $w_2 = (w_{20}, w_{22})$ . During the 1<sup>st</sup> time slot, the first user sends  $w_{10}$  and the second user decodes it. Similarly, during the 2<sup>nd</sup> time slot, the second user sends  $w_{20}$  and the first user decodes it. Then, during the 3<sup>rd</sup> time slot, the first user sends  $(w_{11}, w_{10}, w_{20})$  and the second user sends  $(w_{22}, w_{20}, w_{10})$ . Finally, the destination employs simultaneous decoding among all three time slots to jointly decode both messages  $(w_1, w_2)$ . Figure 1 illustrates this proposed scheme.

Let  $X_{10}$  and  $X_{11}$  be the signals transmitted from the first user during the 1<sup>st</sup> and 3<sup>rd</sup> time slots, respectively. Similarly, let  $X_{20}$  and  $X_{22}$  be the signals transmitted from the second user during the 2<sup>nd</sup> and 3<sup>rd</sup> time slots, respectively. Then, these users construct their transmit signals as

$$\begin{aligned} X_{10} &= \sqrt{\rho_{10}}U_{10}(w_{10}) \\ X_{11} &= \sqrt{\rho_{11}}V_{11}(w_{11}) + \sqrt{\rho_1}S(w_{10}, w_{20}) \\ X_{20} &= \sqrt{\rho_{20}}U_{20}(w_{20}) \\ X_{22} &= \sqrt{\rho_{22}}V_{22}(w_{22}) + \sqrt{\rho_2}S(w_{10}, w_{20}) \end{aligned} \quad (2)$$

where  $U_{10}, U_{20}, V_{11}, V_{22}$  and  $S$  are independent and identically distributed according to  $\mathcal{CN}(0, 1)$ . The power constraints for both users are now given as

$$\begin{aligned} \alpha_1\rho_{10} + \alpha_3(\rho_{11} + \rho_1) &= P_1 \\ \alpha_2\rho_{20} + \alpha_3(\rho_{22} + \rho_2) &= P_2. \end{aligned} \quad (3)$$

The specific signaling of the proposed scheme can then be expressed as

$$\begin{aligned} Y_{12} &= h_{12}X_{10} + Z_1 \\ Y_{21} &= h_{21}X_{20} + Z_2 \\ Y_1 &= h_{10}X_{10} + Z_{31} \\ Y_2 &= h_{20}X_{20} + Z_{32} \\ Y_3 &= h_{10}X_{11} + h_{20}X_{22} + Z_{33} \end{aligned}$$

where  $Y_{ij}$ ,  $(i, j) \in \{1, 2\}$ , is the signal received by the  $j^{\text{th}}$  user during the  $i^{\text{th}}$  time slot;  $Y_k$ ,  $k \in \{1, 2, 3\}$ , is the signal received by the destination during the  $k^{\text{th}}$  time slots; and all the  $Z_l$ ,  $l \in \{1, 2, 31, 32, 33\}$ , are i.i.d complex Gaussian noises with zero mean and unit variance.

### B. Achievable Rate Region

**Theorem 1.** *The achievable rate region resulting from the proposed scheme consists of rate pairs  $(R_1, R_2)$  satisfying the following constraints [7]:*

$$\begin{aligned} R_1 &\leq \alpha_1\mathcal{C}(g_{12}^2\rho_{10}) + \alpha_3\mathcal{C}(g_{10}^2\rho_{11}) \triangleq J_1 \\ R_2 &\leq \alpha_2\mathcal{C}(g_{21}^2\rho_{20}) + \alpha_3\mathcal{C}(g_{20}^2\rho_{22}) \triangleq J_2 \\ R_1 + R_2 &\leq \alpha_1\mathcal{C}(g_{12}^2\rho_{10}) + \alpha_2\mathcal{C}(g_{21}^2\rho_{20}) + \alpha_3\mathcal{C}(g_{10}^2\rho_{11} + g_{20}^2\rho_{22}) \triangleq S_1 \\ R_1 + R_2 &\leq \alpha_1\mathcal{C}(g_{10}^2\rho_{10}) + \alpha_2\mathcal{C}(g_{21}^2\rho_{20}) + \alpha_3\mathcal{C}(g_{10}^2(\rho_{11} + \rho_1) + g_{20}^2(\rho_{22} + \rho_2) + 2g_{10}g_{20}\sqrt{\rho_1\rho_2}) \triangleq S_2 \end{aligned} \quad (4)$$

$$R_1 + R_2 \leq \alpha_1 \mathcal{C}(g_{12}^2 \rho_{10}) + \alpha_2 \mathcal{C}(g_{20}^2 \rho_{20}) + \alpha_3 \mathcal{C}(g_{10}^2 (\rho_{11} + \rho_1) + g_{20}^2 (\rho_{22} + \rho_2) + 2g_{10}g_{20}\sqrt{\rho_1\rho_2}) \triangleq S_3$$

$$R_1 + R_2 \leq \alpha_1 \mathcal{C}(g_{10}^2 \rho_{10}) + \alpha_2 \mathcal{C}(g_{20}^2 \rho_{20}) + \alpha_3 \mathcal{C}(g_{10}^2 (\rho_{11} + \rho_1) + g_{20}^2 (\rho_{22} + \rho_2) + 2g_{10}g_{20}\sqrt{\rho_1\rho_2}) \triangleq S_4$$

for some  $\alpha_1, \alpha_2 \geq 0$ ,  $\alpha_1 + \alpha_2 \leq 1$ , power allocation  $(\rho_{10}, \rho_{20}, \rho_{11}, \rho_{22}, \rho_1, \rho_2)$  satisfying constraint (3) and where  $\mathcal{C}(x) = \log(1 + x)$ .

*Proof:* Follows directly from [7]. ■

In (4), the terms  $\alpha_2 \mathcal{C}(g_{21}^2 \rho_{20})$  and  $\alpha_1 \mathcal{C}(g_{12}^2 \rho_{10})$  ensure reliable decoding of  $w_{20}$  and  $w_{10}$  at user 1 and user 2, respectively. The other terms ensure reliable joint decoding of the message vector  $(w_{10}, w_{11}, w_{20}, w_{22})$  at the destination. The last term in  $S_2$ ,  $S_3$ , and  $S_4$  shows the advantage of beamforming resulted from coherent transmission of  $(w_{10}, w_{20})$  from both users in the third time slot.

1) *Inclusion of partial decode-forward relaying:* In the original partial decode-forward (PDF) scheme for full-duplex relay channels [12], the source sends both message parts and the relay decodes only one. In [13], a similar scheme is applied for the half-duplex relay channel. In [5], [6], a two time-slot half-duplex scheme for relay channels is proposed where only one message part is transmitted in the first time slot. Our scheme also transmits only one message part in the first two time slots; however, it is equivalent to the PDF scheme [12], [13] as stated in the following Corollary:

**Corollary 1.** *In the proposed scheme, each user transmits and decodes only one message part in the first two time slots. But because of message splitting, this scheme is equivalent to a partial decode-forward scheme where each user alternatively transmits both message parts and decodes only one part in the first two time slots.*

*Proof:* See Appendix A. ■

#### IV. INDIVIDUAL RATE MAXIMIZATION

If the second user has no information to send and only assists the first user, the MAC-TC resembles the half-duplex relay channel in [5], [6]. Specifically, consider optimal parameters that maximize  $R_1$  in (4) given that  $R_2 = 0$ . We can directly see that for the second user,

$$\alpha_2^* = 0, \rho_{20}^* = \rho_{22}^* = 0, \text{ and } \rho_2^* = P_2/\alpha.$$

(Throughout this paper, superscript  $*$  indicates the optimal value.) These parameters make  $R_1 = S_1$ ,  $S_2 = S_4$ , and  $S_3 > R_1$  in (4). Therefore, to maximize  $R_1$ , we need to consider the minimum between  $R_1$  and  $S_4$  in an optimization problem which can be expressed as

$$\begin{aligned} \max \min(J_1, S_4) \\ \text{s.t. } P = \alpha_1 \rho_{10} + (1 - \alpha_1) (\rho_{11} + \rho_1). \end{aligned} \tag{5}$$

This optimization problem is similar to that considered in [5], [6]. However, in [5], [6], the formulation is for a fixed duration ( $\alpha_1$ ) and fixed transmit power at each time slot (i.e., fixing  $\rho_{10}$  and the sum  $\rho_{11} + \rho_1$ ). Then, the problem is only to find the optimal power allocations for the private ( $\rho_{11}$ ) and the cooperative ( $\rho_1$ ) message parts. Finally, the optimal  $\alpha_1$  and transmit power in each time slot are obtained numerically. In this paper, we only fix  $\alpha_1$  and analytically derive the optimal power allocations for all message parts  $(\rho_{10}, \rho_{11}, \rho_1)$ . Then, the optimal time scheduling  $\alpha_1$  can be obtained numerically.

In [13], another optimization problem is considered for minimizing the power consumption at a given rate for the half-duplex channel. A slightly different coding scheme is considered in which the source sends both message parts in the 1<sup>st</sup> time slot and the relay decodes only one. The scheme in [13] is the same as the PDF scheme for the MAC-TC analyzed in Appendix A with  $\alpha_2 = 0$ . In Appendix A, we show that this scheme in [13] and our scheme as optimized in (5) are equivalent for the Gaussian channel since the optimal power for the non-decoded message part at the relay is zero.

#### A. Optimization Problem Formulation

Depending on the relation between  $g_{12}$  and  $g_{10}$ , several cases for problem (5) can occur as follows.

- Case 1:  $g_{12} < g_{10}$ .

In this case,  $J_1 < S_4$ . Since  $g_{12} < g_{10}$ , the first user will choose to send its message directly to the destination. Therefore, the optimal parameters for this case are

$$\alpha_1 = 0, \rho_{10}^* = \rho_1^* = 0, \rho_{11}^* = P_1, \quad (6)$$

which leads to the following maximum rate:

$$R_1^* = \mathcal{C}(g_{10}^2 P_1).$$

- Case 2:  $g_{12} > g_{10}$  and there is intersection between  $J_1$  and  $S_4$ .

In this case, optimization problem (5) becomes

$$\begin{aligned} \max \quad & J_1 \\ \text{s.t.} \quad & J_1 = S_4 \\ & P_1 = \alpha_1 \rho_{10} + (1 - \alpha_1) (\rho_{11} + \rho_1). \end{aligned} \quad (7)$$

- Case 3:  $g_{12} > g_{10}$  and there is no intersection between  $J_1$  and  $S_4$ .

Then, we either have  $J_1 < S_4$  or  $J_1 > S_4$  for all valid power allocations. However, the case  $J_1 > S_4$  cannot occur because with  $\rho_1 = P_1/(1 - \alpha)$ ,  $J_1 = 0$  and  $S_4 > 0$ . Therefore,  $J_1 < S_4$  is the only valid case and optimization problem (5) becomes

$$\begin{aligned} \max \quad & J_1 \\ \text{s.t.} \quad & P = \alpha_1 \rho_{10} + (1 - \alpha_1) (\rho_{11} + \rho_1). \end{aligned} \quad (8)$$

#### B. Algorithm for Maximizing the Individual Rate

First, let's define  $A$ ,  $B$ , and  $K$  as

$$K = \frac{1}{g_{10}^2} - \frac{1}{g_{12}^2}, \quad B = \frac{1}{g_{10}^2} + \rho_{10}^*, \quad A = B - K, \quad (9)$$

Next, we provide algorithms for solving optimization problems (7) and (8).

1) *Case 2:* For problem (7), the optimal  $\rho_1^*$  can be obtained from solving  $g_1(\rho_1^*) = 0$  where

$$g_1(\rho_1^*) = \frac{P_1 - \alpha \rho_{10}^*}{1 - \alpha} - \rho_1^* - \frac{N}{g_{10}^2} \left( 2^{F_1/(1-\alpha)} - 1 \right)$$

with  $F_1 = \alpha_1 \mathcal{C}(g_{10}^2 \rho_{10}^*) + (1 - \alpha_1) \mathcal{C}(g_{10}^2 (\rho_{11}^* + G)) - \alpha_1 \mathcal{C}(g_{12}^2 \rho_{10}^*)$ ; (10)

and  $\rho_{10}^*$  is obtained as

$$\rho_{10}^* = \frac{\beta_1 + \sqrt{\beta_1^2 - 4c_1\gamma_1}}{2c_1} - \frac{1}{g_{10}^2}$$

with  $c_1 = 1 + \frac{g_{20}}{g_{10}} \sqrt{\frac{\rho_2^*}{\rho_1^*}}$ , (11)

$$\beta_1 = c_1 \left( P_1 + \frac{1}{g_{10}^2} - (1 - \alpha_1) \rho_1^* \right) + \alpha_1 K + (1 - \alpha_1) (c_1 K + G_1),$$

$$\gamma_1 = K P_1 + (1 - \alpha_1) \frac{g_{20}^2}{g_{10}^2} \rho_2^* + \frac{1}{g_{10}^2} K + 2(1 - \alpha_1) K \frac{g_{20}}{g_{10}} \sqrt{\rho_1^* \rho_2^*},$$

$$G_1 = \rho_1^* + \frac{g_{20}^2}{g_{10}^2} \rho_2^* + 2 \frac{g_{20}}{g_{10}} \sqrt{\rho_1^* \rho_2^*};$$

and  $\rho_{11}$  is obtained as

$$\rho_{11}^* = \frac{\left( 1 + \frac{g_{20}}{g_{10}} \sqrt{\frac{\rho_2^*}{\rho_1^*}} \right) A - \frac{A}{B} G_1}{\frac{g_{20}}{g_{10}} \sqrt{\frac{\rho_2^*}{\rho_1^*}} + \frac{A}{B}} - \frac{1}{g_{10}^2}$$
(12)

with  $A$ ,  $B$  and  $K$  as defined in (9).

Depending on whether (10) has a solution, several cases can occur:

*Case 2.a:* (10) has a solution that gives  $\rho_{11}^* > 0$  as in (12). Then,  $\rho_1^*$ ,  $\rho_{10}^*$ , and  $\rho_{11}^*$  obtained from (10), (11), and (12), respectively, are the optimal solutions.

*Case 2.b:* (10) has a solution that gives  $\rho_{11}^* < 0$  as in (12). We then set  $\rho_{11}^* = 0$  and reoptimize. The optimal  $\rho_1^*$  is now obtained by solving  $g_2(\rho_1^*) = 0$  where

$$g_2(\rho_1) = \frac{P_1 - (1 - \alpha_1) \rho_1}{\alpha_1} - \frac{1}{g_{10}^2} \left( \frac{1 - \frac{g_{12}^2}{g_{10}^2}}{2^{F_2} - \frac{g_{12}^2}{g_{10}^2}} - 1 \right),$$
(13)

$$\text{with } F_2 = \frac{1 - \alpha_1}{\alpha_1} \cdot \mathcal{C}(g_{10}^2 G_1).$$

The optimal  $\rho_{10}^*$  is then obtained as

$$\rho_{10}^* = \alpha_1^{-1} (P_1 - (1 - \alpha_1) \rho_1^*).$$
(14)

2) *Case 3:* (10) has no solution.

In this case, problem (7) is infeasible and we need to solve problem (8). The optimal solution for problem (8) is given as

$$\rho_1^* = 0, \rho_{10}^* = P_1 + (1 - \alpha_1) K, \rho_{11}^* = P_1 - \alpha_1 K.$$
(15)

Depending on  $\rho_{11}^*$  resulted from (15), two cases occur:

*Case 3.a:*  $\rho_{11}^* > 0$  as in (15). Then,  $\rho_1^*$ ,  $\rho_{10}^*$  and  $\rho_{11}^*$  as in (15) are optimal.

*Case 3.b:*  $\rho_{11}^* < 0$  as in (15). Then, the optimal power allocation becomes

$$\rho_1^* = \rho_{11}^* = 0, \rho_{10}^* = P_1 / \alpha_1.$$
(16)

*Proof:* See Appendix B. ■

The optimal  $\alpha_1$  can then be obtained numerically by running the above algorithm sweeping  $\alpha_1 \in [0, 1]$  and select the one with maximum individual rate. However, the time duration can be predetermined in many practical communication systems.

### C. Optimal Schemes

Based on the above algorithm, we can identify the specific scheme optimal for each channel configuration as summarized in the following theorem:

**Theorem 2.** *The optimal transmission scheme for maximizing the individual rate of a half-duplex relay channel is such that in*

- **Case 1:** *The first user performs direct transmission to send  $w_1$  during the whole transmission time and the second user stays silent.*
- **Case 2.a:** *For a fixed  $\alpha_1$ , the two users perform partial decode-forward (PDF) relaying **with** message repetition where*
  - *In the 1<sup>st</sup> time slot: the first user sends  $w_{10}$  and the second user decodes it.*
  - *In the 2<sup>nd</sup> time slot: the first user sends  $(w_{10}, w_{11})$  and the second user sends  $w_{10}$ .*
- **Case 2.b:** *For a fixed  $\alpha_1$ , the two users perform decode-forward (DF) relaying where*
  - *In the 1<sup>st</sup> time slot: the first user sends  $w_1$  and the second user decodes it.*
  - *In the 2<sup>nd</sup> time slot: both users send  $w_1$ .*
- **Case 3.a:** *For a fixed  $\alpha_1$ , the two users perform partial decode-forward (PDF) relaying **without** message repetition where*
  - *In the 1<sup>st</sup> time slot: the first user sends  $w_{10}$  and the second user decodes it.*
  - *In the 2<sup>nd</sup> time slot: the first user sends  $w_{11}$  and the second user sends  $w_{10}$ .*
- **Case 3.b:** *For a fixed  $\alpha_1$ , the two users perform 2-hop transmission where*
  - *In the 1<sup>st</sup> time slot: the first user sends  $w_1$  and the second user decodes it.*
  - *In the 2<sup>nd</sup> time slot: the second user sends  $w_1$  and the first user stays silent.*

*In all cases, the destination only decodes at the end of the 2<sup>nd</sup> time slot based on the signals received in both time slots.*

## V. SUM RATE MAXIMIZATION

When both users have information to send, the throughput, i.e. the sum rate of both users, is an important criteria. In this section, we derive the optimal power allocation and time duration that maximize the sum rate in (4). Since there are 4 constraints on the sum rate, the optimization problem can be posed as

$$\begin{aligned} \max \min (S_1, S_2, S_3, S_4) & \tag{17} \\ \text{s.t. } P_1 &= \alpha_1 \rho_{10} + (1 - \alpha_1 - \alpha_2) (\rho_{11} + \rho_1) \\ P_2 &= \alpha_2 \rho_{20} + (1 - \alpha_1 - \alpha_2) (\rho_{22} + \rho_2). \end{aligned}$$

Note that  $J_1 + J_2$  in (4) is another constraint on the sum rate, but this constraint is redundant since  $J_1 + J_2 > S_1$ . This sum rate problem has not been considered in the literature before.

### A. Optimization problem formulation

Depending on the link qualities, optimization problem (17) can specialize to several cases as follows.

- Case 1:  $g_{12} < g_{10}$  and  $g_{21} < g_{20}$ .

In this case, we can see from (4) that  $S_1$  is the minimum among  $(S_1, S_2, S_3, S_4)$ . Moreover, since  $g_{12} < g_{10}$  and  $g_{21} < g_{20}$ , the two users will choose to send their messages directly to the destination instead of cooperating. Therefore, the optimal scheme is obtained by setting

$$\begin{aligned}\alpha_1 &= \alpha_2 = 0, \\ \rho_{10}^* &= \rho_{20}^* = \rho_{11}^* = \rho_{22}^* = 0, \\ \rho_{11}^* &= P_1, \quad \rho_{22}^* = P_2,\end{aligned}\tag{18}$$

which resembles the classical MAC with sum rate given as

$$R_s^{\max} = C(g_{10}^2 P_1 + g_{20}^2 P_2).\tag{19}$$

- Case 2:  $g_{12} > g_{10}$  and  $g_{21} > g_{20}$ .

In this case,  $S_2$  and  $S_3$  are redundant because both are bigger than  $S_4$  as noticed from (4); thus, for fixed  $\alpha_1$  and  $\alpha_2$ , optimization problem (17) becomes

$$\begin{aligned}\max \min & (S_1, S_4) && (20) \\ \text{s.t. } P_1 &= \alpha_1(\rho_{10}) + (1 - \alpha_1 - \alpha_2)(\rho_{11} + \rho_1) \\ P_2 &= \alpha_2(\rho_{20}) + (1 - \alpha_1 - \alpha_2)(\rho_{22} + \rho_2).\end{aligned}$$

This maximin problem can be equivalent to one of the following problems:

$$\max S_1 \quad \text{s.t. } S_1 = S_4 \tag{21a}$$

$$\text{or } \max S_4 \quad \text{s.t. } S_4 < S_1 \tag{21b}$$

$$\text{or } \max S_1 \quad \text{s.t. } S_1 < S_4 \tag{21c}$$

and all subject to the power constraints. However, neither problem (21b) nor (21c) is feasible. Each problem implies that either  $S_1 < S_4$  or  $S_1 > S_4$  for all power allocations that satisfy the power constraints. Then, problem (21b) cannot occur because with  $\rho_{11} = \alpha_3^{-1} P_1$  and  $\rho_{22} = \alpha_3^{-1} P_2$ ,  $S_4 = S_1$ ; hence,  $S_4$  cannot be less than  $S_1$  for all valid power allocations. Similarly, problem (21c) cannot occur because to maximize  $S_1$  alone, we can directly notice that  $\rho_1^* = \rho_2^* = 0$ ; then, regardless of the values of  $\rho_{10}^*$ ,  $\rho_{20}^*$ ,  $\rho_{11}^*$ , and  $\rho_{22}^*$ , we obtain  $S_4 < S_1$  because  $g_{12} > g_{10}$  and  $g_{21} > g_{20}$ . Therefore, the only feasible problem is (21a).

- Case 3:  $g_{12} > g_{10}$  and  $g_{21} < g_{20}$ .

Since  $g_{12} > g_{10}$ , the first user will send part of its information via the second user. However, because  $g_{21} < g_{20}$ , the second user will send its information directly to the destination. Therefore, the optimal scheme is obtained by setting  $\alpha_2 = 0$  and  $\rho_{20} = 0$ . By substituting these values in (4), we obtain  $S_2 = S_4$  and  $S_3 > S_4$ . Therefore, for a fixed  $\alpha_1$ , optimization problem (17) becomes as in (20) but with  $\alpha_2 = 0$  and  $\rho_{20} = 0$ .

- Case 4:  $g_{12} < g_{10}$  and  $g_{21} > g_{20}$

This case is simply the opposite to Case 3. For a fixed  $\alpha_2$ , optimization problem (17) becomes as in (20) but with  $\alpha_1 = 0$ , and  $\rho_{10} = 0$ .



### B. Algorithm for Maximizing the Sum Rate

First, let's define  $A$ ,  $B_1$ ,  $B_2$ ,  $K_1$ , and  $K_2$  as

$$\begin{aligned} K_1 &= \frac{1}{g_{10}^2} - \frac{1}{g_{12}^2}, & K_2 &= \frac{1}{g_{20}^2} - \frac{1}{g_{21}^2}, \\ B_1 &= \frac{1}{g_{10}^2} + \rho_{10}^*, & B_2 &= \frac{1}{g_{20}^2} + \rho_{20}^*, \\ A &= \rho_{10}^* + \frac{1}{g_{12}^2}. \end{aligned} \quad (22)$$

For cases 2, 3 and 4, the optimal parameters for fixed  $\alpha_1$  and  $\alpha_2$  in each case can be obtained as follows.

1) *Case 2:*  $g_{12} > g_{10}$  and  $g_{21} > g_{20}$ .

Let  $Q = 1 + g_{10}^2 \rho_{11} + g_{20}^2 \rho_{22}$ . Then, the optimal  $Q^*$  can be obtained by solving  $g_3(Q^*) = 0$  where

$$g_3(Q^*) = 2g_{10}^2 B_1 - \frac{2B_1 - K_1}{B_1 - K_1} Q^* - (2^{F_3} - 1) Q^* \quad (23)$$

$$\text{with } F_3 = \alpha_3^{-1} (\alpha_1 \mathcal{C}(g_{12}^2 \rho_{10}^*) + \alpha_2 \mathcal{C}(g_{21}^2 \rho_{20}^*) - \alpha_1 \mathcal{C}(g_{10}^2 \rho_{10}^*) - \alpha_2 \mathcal{C}(g_{20}^2 \rho_{20}^*)),$$

where  $B_1$  and  $K_1$  are as in (22).  $\rho_{10}^*$  is obtained by solving  $f_1(\rho_{10}^*) = 0$  where

$$f_1(\rho_{10}^*) = 0.5(2g_{10}^2 B_1 - \frac{2B_1 - K_1}{B_1 - K_1} Q^*) + Q^* - \frac{g_{10}^2 P_1 + g_{20}^2 P_2 - \alpha_1 g_{10}^2 \rho_{10}^* - \alpha_2 g_{20}^2 \rho_{20}^*}{1 - \alpha_1 - \alpha_2} - 1; \quad (24)$$

and  $\rho_{20}^*$  is obtained as

$$\rho_{20}^* = \frac{b + \sqrt{b^2 - 4ac}}{2a} - \frac{1}{g_{20}^2} \quad (25)$$

$$\text{with } a = 2g_{20}^2, \quad b = 2g_{20}^2(K_2 + B_1) + Q^*(2 - \mu),$$

$$c = K_2(Q^* + 2g_{10}^2 B_1 - \mu Q^*)$$

$$\mu = \frac{2B_1 - K_1}{B_1 - K_1}.$$

Then, depending on the value  $Q^* - 1$  resulted from (23), two cases can occur.

*Case 2.a:* Equation (23) gives  $Q^* - 1 > 0$ .

Then,  $\rho_{10}^*$ ,  $\rho_{20}^*$  as given in (24) and (25) are the optimal solutions, and the rest are obtained as

$$\rho_1^* = 0.5B_1 - \frac{\mu Q^*}{4g_{10}^2},$$

$$\rho_2^* = \frac{g_{10}^2}{g_{20}^2} \rho_1^*,$$

$$\rho_{11}^* = \alpha_3^{-1} (P_1 - \alpha_1 \rho_{10}^*) - \rho_1^*,$$

$$\rho_{22}^* = \alpha_3^{-1} (P_2 - \alpha_2 \rho_{20}^*) - \rho_2^*. \quad (26)$$

*Case 2.b:* Equation (23) gives  $Q^* - 1 < 0$ .

Then, we set  $\rho_{11}^* = \rho_{22}^* = 0$  and reoptimize as follows. First, solve for  $\rho_1^*$  from equation  $g_4(\rho_1^*) = 0$  where

$$g_4(\rho_1^*) = \rho_1^* - \frac{1}{g_{10}^2} \left( \sqrt{2^{F_3} - 1} - g_{20} \sqrt{\rho_2^*} \right)^2 \quad (27)$$

with  $F_3$  as given in (23) and  $\rho_2^*$  obtained by solving  $f_2(\rho_2^*) = 0$  where

$$f_2(\rho_2^*) = \left(1 + \left(g_{10}\sqrt{\rho_1^*} + g_{20}\sqrt{\rho_2^*}\right)^2\right) \cdot \left(\frac{K_1}{B_1} - \frac{K_2}{B_2}\right) + g_{10} \left(g_{10} + g_{20}\sqrt{\frac{\rho_2^*}{\rho_1^*}}\right) (B_1 - K_1) - g_{20} \left(g_{20} + g_{10}\sqrt{\frac{\rho_1^*}{\rho_2^*}}\right) (B_2 - K_2), \quad (28)$$

with  $B_1, B_2, K_1,$  and  $K_2$  as in (22).

The optimal  $\rho_{10}^*$  and  $\rho_{20}^*$  are then obtained as

$$\begin{aligned} \rho_{10}^* &= \alpha_1^{-1}(P_1 - \alpha_3\rho_1^*) \\ \rho_{20}^* &= \alpha_2^{-1}(P_2 - \alpha_3\rho_2^*). \end{aligned} \quad (29)$$

2) *Case 3:*  $g_{12} > g_{10}$  and  $g_{21} < g_{20}$

First, solve for  $\rho_{11}^*$  from equation  $g_5(\rho_{11}^*) = 0$  where

$$g_5(\rho_{11}^*) = 2g_{10}^2B_1 - \frac{2B_1 - K_1}{B_1 - K_1}(1 + g_{10}^2\rho_{11}^* + g_{20}^2\rho_{22}^*) - (1 + g_{10}^2\rho_{11}^* + g_{20}^2\rho_{22}^*)(2^{F_5} - 1), \quad (30)$$

$$\text{with } F_5 = \frac{\alpha_1}{\alpha_3} (\mathcal{C}(g_{12}^2\rho_{10}^*) - \mathcal{C}(g_{10}^2\rho_{10}^*));$$

where  $\rho_{10}^*$  is obtained as

$$\rho_{10}^* = \frac{b + \sqrt{b^2 - 4ac}}{2a} - \frac{1}{g_{10}^2}, \quad (31)$$

$$\text{with } a = \frac{2}{1 - \alpha_1}g_{10}^2, \quad c = K_1(T_1 + 3T_2),$$

$$b = \frac{2 + \alpha_1}{1 - \alpha_1}g_{10}^2K_1 + 2d,$$

$$T_1 = 1 + g_{10}^2\rho_{11}^* + g_{20}^2(1 - \alpha_1)^{-1}P_2$$

$$T_2 = (1 - \alpha_1)^{-1}(g_{10}^2P_1 + \alpha_1) - g_{10}^2\rho_{11}^*$$

$$d = \frac{1 + g_{10}^2P_1 + g_{20}^2P_2}{1 - \alpha_1}.$$

and the optimal  $\rho_{22}^*, \rho_1^*$  and  $\rho_2^*$  are obtained as

$$\rho_{22}^* = (1 - \alpha_1)^{-1}P_2 - \frac{g_{10}^2}{g_{20}^2}((1 - \alpha_1)^{-1}(P_1 - \alpha_1) - \rho_{11}^*). \quad (32)$$

Then, depending on the value of  $\rho_{11}^*$  resulted from (30), two cases can occur.

*Case 3.a:* (30) gives  $\rho_{11}^* > 0$ .

In this case,  $\rho_{11}^*, \rho_{10}^*$  and  $\rho_{22}^*$  obtained from (30), (31) and (32), respectively, are the optimal solutions. The optimal  $\rho_1^*$  and  $\rho_2^*$  are then obtained as

$$\rho_1^* = 0.5B_1 - \frac{2B_1 - K_1}{B_1 - K_1}(1 + g_{10}^2\rho_{11}^* + g_{20}^2\rho_{22}^*), \quad \rho_2^* = \frac{g_{10}^2}{g_{20}^2}\rho_1^*. \quad (33)$$

*Case 3.b:* (30) gives  $\rho_{11}^* < 0$ .

In this case, we set  $\rho_{11}^* = 0$  and reoptimize. The optimal  $\rho_1^*$  can now be obtained from solving  $g_6(\rho_1^*) = 0$  where

$$g_6(\rho_1^*) = Q_2 - \frac{(g_{10}\sqrt{\rho_1^*} + g_{20}\sqrt{\rho_2^*})^2}{2^{F_3} - 1}, \quad (34)$$

$$\text{with } Q_2 = \frac{(A + K_1)g_{10}(g_{10} + g_{20}\sqrt{\frac{P_2^*}{\rho_1^*}}) - (g_{10}\sqrt{\rho_1^*} + g_{20}\sqrt{\rho_2^*})^2}{1 + \frac{A+K_1}{A} \frac{g_{10}}{g_{20}} \sqrt{\frac{\rho_1^*}{\rho_2^*}}}.$$

and  $A$  as in (22). The optimal  $\rho_2^*$  is obtained as

$$\rho_2^* = \left( \frac{b + \sqrt{b^2 - 4ac}}{2a} \right)^2 \quad (35)$$

$$\text{where } a = c_2 g_{20}^2 + g_{10} g_{20} \left( 2\sqrt{\rho_1^*} - \frac{A + K_1}{\sqrt{\rho_1^*}} \right), \quad c = c_1 c_2,$$

$$b = c_1 + g_{10}^2 \rho_1^* - g_{10}^2 (A + K_1),$$

$$c_1 = 1 + \frac{g_{20}^2 P_2}{1 - \alpha_1}, \quad c_2 = \frac{g_{10}}{g_{20}} \frac{A + K_1}{A} \sqrt{\rho_1^*};$$

and the optimal  $\rho_{10}^*$  and  $\rho_{22}^*$  are obtained as

$$\begin{aligned} \rho_{22}^* &= \frac{P_2}{1 - \alpha_1} - \rho_2^* \\ \rho_{10}^* &= \frac{P - (1 - \alpha_1)\rho_1^*}{\alpha_1}. \end{aligned} \quad (36)$$

3) *Case 4:*  $g_{12} < g_{10}$  and  $g_{21} > g_{20}$ .

The optimal parameters for this case can be obtained by following a procedure similar to Case 3 but after interchanging the power allocations between two users.

*Proof:* See Appendix C. ■

As a final step, we can vary  $\alpha_1$  and  $\alpha_2$  such that  $0 < \alpha_1 + \alpha_2 < 1$  and find the optimal sum rate for each  $(\alpha_1, \alpha_2)$  pair. Then, find the optimal pair that corresponds to the maximum sum rate overall.

### C. Optimal Schemes

As in the individual rate optimization, for each channel configuration, different optimal scheme for maximizing the sum rate can result from the proposed scheme. Theorem 3 summarizes these schemes.

**Theorem 3.** *The optimal scheme for maximizing the sum rate in a half-duplex MAC-TC is such that*

- **Case 1:** Both users send their messages during the whole transmission time without cooperation as in the classical MAC.
- **Case 2.a:** For a given pair  $(\alpha_1, \alpha_2)$ , both users perform PDF relaying where
  - In the 1<sup>st</sup> time slot: the first user sends  $w_{10}$  and the second user decodes it.
  - In the 2<sup>nd</sup> time slot: the second user sends  $w_{20}$  and the first user decodes it.
  - In the 3<sup>rd</sup> time slot: the first user sends  $(w_{11}, w_{10}, w_{20})$  and the second user sends  $(w_{22}, w_{10}, w_{20})$ .
- **Case 2.b:** For a given pair  $(\alpha_1, \alpha_2)$ , both users perform DF relaying where
  - In the 1<sup>st</sup> time slot: the first user sends  $w_1$  and the second user decodes it.
  - In the 2<sup>nd</sup> time slot: the second user sends  $w_2$  and the first user decodes it.
  - In the 3<sup>rd</sup> time slot: each user sends both messages  $(w_1, w_2)$ .
- **Case 3.a:** For a given  $\alpha_1$  (here  $\alpha_2 = 0$ ), the second user performs direct transmission and the first user performs PDF relaying where
  - In the 1<sup>st</sup> time slot: the first user sends  $w_{10}$  and the second user decodes it.

- In the 2<sup>nd</sup> time slot: the first user sends  $(w_{11}, w_{10})$  and the second user sends  $(w_2, w_{10})$ .
- **Case 3.b:** For a given  $\alpha_1$  (here  $\alpha_2 = 0$ ), the second user performs direct transmission and the first user performs DF relaying where
  - In the 1<sup>st</sup> time slot: the first user sends  $w_1$  and the second user decodes it.
  - In the 2<sup>nd</sup> time slot: the first user sends  $w_1$  and the second user sends  $(w_2, w_1)$ .
- **Case 4:** This case is simply the opposite to Case 3.

In all cases, the destination jointly decodes all the messages only at the end of the 3<sup>rd</sup> time slot using signals received in all three time slots.

#### D. Special Case of Symmetric Channels

Consider a symmetric channel in which  $g_{10} = g_{20}$ ,  $g_{12} = g_{21}$ , and  $P_1 = P_2 = P$ . The optimization problem is then simpler with more closed-form results. In [11], we derive the optimal parameters for a slightly different coding scheme in which each user splits its message into three parts; however, we show in [7] that this scheme have the same rate region as the scheme considered in this paper. Moreover, the considered scheme here is simpler and easier to optimize.

Since the channel is symmetric, the optimal parameters for both users are the same, such that  $\rho_{10}^* = \rho_{20}^*$ ,  $\rho_1^* = \rho_2^*$ ,  $\rho_{11}^* = \rho_{22}^*$ , and  $\alpha_1^* = \alpha_2^* = \alpha^*$ . For the case  $g_{10} > g_{12}$ , the optimal parameters are that of the classical MAC (i.e. no cooperation). For the case  $g_{12} > g_{10}$ , the optimal parameters can be obtained for a fixed  $\alpha$  as follows.

*Case  $g_{12} > g_{10}$ :* The optimal  $\rho_1^*$  can be obtained by solving  $g_7(\rho_1^*) = 0$  where

$$g_7(\rho_1^*) = \frac{P - \alpha\rho_{10}^*}{1 - 2\alpha} - \rho_1^* - \frac{1}{2g_{10}^2} \left( 2^{\frac{F_6}{1-2\alpha}} - 1 \right), \quad (37)$$

$$\begin{aligned} \text{with } F_6 &= 2\alpha\mathcal{C}(g_{10}^2\rho_{10}^*) - 2\alpha\mathcal{C}(g_{12}^2\rho_{10}^*) + (1 - 2\alpha) \log(g_{10}^2(Q_3 + G)) \\ Q_3 &= \frac{(B - K)(2B - G)}{2B - K}, \quad G = 4\rho_1^*, \end{aligned}$$

and  $B$  and  $K$  as in (9). The optimal  $\rho_{10}^*$  is obtained as

$$\rho_{10}^* = 0.5 \left( b_3 + \sqrt{b_3^2 - 4\mu_3} \right) - \frac{1}{g_{10}^2}, \quad (38)$$

$$\text{where } b_3 = (1 - \alpha)K + \frac{1}{g_{10}^2} + 2P,$$

$$\mu_3 = 0.25GK(1 - 2\alpha) + 0.5K \left( 2P + \frac{1}{g_{10}^2} \right).$$

Then, the optimal  $\rho_{11}^*$  is obtained as

$$\rho_{11}^* = \frac{P - \alpha\rho_{10}^*}{1 - 2\alpha} - \rho_1^*. \quad (39)$$

If (39) results in a negative value for  $\rho_{11}^*$ , we set  $\rho_{11}^* = 0$  and reoptimize as follows. The optimal  $\rho_1^*$  can now be obtained by solving  $g_8(\rho_1^*) = 0$  where

$$\begin{aligned} g_8(\rho_1^*) &= \frac{1}{\alpha} (P - (1 - 2\alpha)\rho_1^*) - \frac{1}{2g_{12}^2} (2^{F_7} - 1), \\ \text{with } F_7 &= \frac{1 - 2\alpha}{2\alpha} \log(1 + 4g_{10}^2\rho_1^*). \end{aligned} \quad (40)$$

The optimal  $\rho_{10}^*$  is obtained as

$$\rho_{10}^* = \alpha^{-1}(P - (1 - 2\alpha)\rho_1^*). \quad (41)$$

*Proof:* See Appendix D ■

Finally, we can vary  $\alpha$  and find the corresponding maximum sum rate for each  $\alpha$ . Then, choose the optimal  $\alpha^*$  and the corresponding power allocations that lead to the maximum sum rate overall.

#### E. Maximum Gain with Respect to the Classical MAC

In this section, we analyze the maximum gain that can be obtained by the proposed cooperative scheme compared with the classical non-cooperative MAC. To find the maximum gain, we consider the asymptote where  $(g_{12}, g_{21}) \rightarrow \infty$  and  $(P_1, P_2) \rightarrow \infty$  and obtain the following theorem:

**Theorem 4.** *The maximum gain obtained by the proposed cooperative scheme compared with the classical MAC when  $(g_{12}, g_{21}) \rightarrow \infty$  and  $(P_1, P_2) \rightarrow \infty$  are*

$$\begin{aligned} G(R_1) &= \mathcal{C}\left(\frac{g_{20}^2 + 2g_{10}g_{20}}{g_{10}^2}\right) \\ G(R_2) &= \mathcal{C}\left(\frac{g_{10}^2 + 2g_{10}g_{20}}{g_{20}^2}\right) \\ G(R_1 + R_2) &= \mathcal{C}\left(\frac{2g_{10}g_{20}}{g_{10}^2 + g_{20}^2}\right). \end{aligned} \quad (42)$$

Furthermore, for symmetric channels with  $g_{10} = g_{20}$ , the maximum gain is equal to 2 bps/Hz for the individual rate and 1 bps/Hz for the sum rate.

*Proof:* In the asymptote as  $(g_{12}, g_{21}) \rightarrow \infty$  in (4),  $S_4$  becomes the only active constraint. The maximum of  $S_4$  is achieved with  $\alpha_3 \rightarrow 1$ ,  $\rho_1 \rightarrow P_1$ , and  $\rho_2 \rightarrow P_2$ . Comparing  $S_4^{\max}$  with the individual and sum rates for the classical MAC [12], we obtain the following formula:

$$\begin{aligned} S_4^{\max} - R_1 &= \mathcal{C}\left(\frac{g_{20}^2 P_2 + 2g_{10}g_{20}\sqrt{P_1 P_2}}{1 + g_{10}^2 P_1}\right) \\ S_4^{\max} - R_2 &= \mathcal{C}\left(\frac{g_{10}^2 P_1 + 2g_{10}g_{20}\sqrt{P_1 P_2}}{1 + g_{20}^2 P_2}\right) \\ S_4^{\max} - (R_1 + R_2) &= \mathcal{C}\left(\frac{2g_{10}g_{20}\sqrt{P_1 P_2}}{1 + g_{10}^2 P_1 + g_{20}^2 P_2}\right). \end{aligned} \quad (43)$$

Letting  $(P_1, P_2) \rightarrow \infty$ , we obtain (42). ■

## VI. NUMERICAL RESULTS

In this section, we present numerical results for the proposed scheme and optimization algorithms for the individual and sum rates. First, we compare the achievable rate region of our scheme with an outer bound in Figure 2 to show that it is near capacity-achieving. Then, in Figures 3—6, we optimize our scheme for a network on a 2D plane with fixed user locations while letting the destination move on the plane and applying channel gain model with path loss. These figures show the geometrical regions of the optimal schemes for maximizing the individual or the sum rate as well as the maximum rates. Next, Figures 7 and 8 illustrate the optimal time durations for both individual and sum rates, and the sum rate gain for symmetric channels, respectively.

Figure 2 compares between the achievable rate regions of the proposed scheme, the classical MAC and an outer bound as derived in [7]. The outer bound consists of all rate pairs  $(R_1, R_2)$  satisfying (4) but replacing  $g_{12}^2$  by  $g_{10}^2 + g_{12}^2$  and  $g_{21}^2$  by  $g_{20}^2 + g_{21}^2$ . Results are plotted for different values of  $g_{10}$  and  $g_{20}$  while fixing  $g_{12} = g_{21} = 4$  and  $P_1 = P_2 = 2$ . This figure shows that our scheme is near capacity-achieving: it is close to the outer bound especially when the ratios  $g_{12}/g_{10}$  and  $g_{21}/g_{20}$  are high.

Figure 3 shows the geometrical regions of optimal schemes for maximizing the individual rate as described in Theorem 2. We fix  $\alpha_1 = 0.5$ , the locations of user 1 and user 2 at points  $(-0.5, 0)$  and  $(0.5, 0)$ , respectively, and allow the destination to be anywhere on the plane. We use a pathloss-only model in which each channel gain  $g_{ij}$  is related to the distance by  $g_{ij} = d_{ij}^{-\gamma/2}$  where  $\gamma = 2.4$ . Let  $d_{12}$ ,  $d_{10}$ , and  $d_{20}$  be the distances between the two users, user 1 and destination, and user 2 and destination, respectively. Results show that the optimal scheme is direct transmission if  $d_{10} < d_{12}$ , two-hop transmission if  $d_{10} > 2d_{12}$  and  $d_{20}$  is slightly bigger than  $d_{12}$ , DF with message repetition if  $d_{10} \gg d_{12}$  and  $d_{20} > d_{12}$ , and PDF with or without message repetition in the remaining two regions. Figure 4 presents  $R_1^{\max}$  versus distance as the destination moves along the line passing through both users for  $\alpha_1 = 0.5$  and the optimal  $\alpha_1^*$ , compared with the classical MAC and the outer bound. Results show that as the ratio  $d_{10}/d_{12}$  increases,  $R_1^{\max}$  becomes closer to the outer bound. This phenomenon is expected because when  $d_{10}/d_{12}$  increases,  $g_{12}/g_{10}$  increases such that  $g_{12}^2 \rightarrow g_{10}^2 + g_{12}^2$ .

Figure 5 shows the regions of optimal schemes for maximizing the sum rate at each destination location for  $\alpha_1 = \alpha_2 = 0.2$  and the same channel configuration as in Figure 3. As the figure is symmetric, let's consider results in the right half plane. There are 5 different regions that correspond to the first 5 cases described in Theorem 3. Results show that the optimal scheme is classical MAC if  $d_{10} < d_{12}$  and  $d_{20} < d_{12}$ , 3 time-slot scheme (either DF or PDF) if  $d_{10} > d_{12}$  and  $d_{20} > d_{12}$ , and 2 time-slot scheme (either DF or PDF) if  $d_{10} > d_{12}$  and  $d_{20} < d_{12}$ . Furthermore, the optimal scheme switches from DF to PDF in either 2 or 3 time-slot scheme as the difference between  $d_{10}$  and  $d_{20}$  decreases.

Considering the inverse relation between distance and channel gain in the pathloss model, we conclude from Figures 3 and 5 that as the inter-user link qualities increase in relation to the user-destination link qualities, the optimal scheme for individual or sum rate moves from no cooperation to partial then to full cooperation.

Figure 6 shows the maximum sum rate versus distance when the destination moves in the first quadrant of Figure 5 (other quadrants are symmetric to this one). Results show that as the destination becomes closer to one of the users, the sum rate increases because the link quality between that user and the destination becomes high such that the user can send a large amount of information (as  $d_{10}$  or  $d_{20} \rightarrow 0$ ,  $R_s^{\max} \rightarrow \infty$  bps/Hz).

Figure 7 shows the optimal  $\alpha^*$  for both the individual and the sum rates versus  $g_{12}$  for symmetric channels. Results show that  $\alpha^*$  decreases as  $g_{12}$  increases. As the inter-user link quality increases, the two users can exchange their information in a smaller portion of time and spend a bigger portion in cooperation.

Figure 8 compares the sum rate of the MAC-TC with the classical MAC for symmetric channels. Results show that once  $g_{12} > g_{10}$ , the sum rate of the MAC-TC starts increasing significantly and then reaches saturation. From (43), the maximum sum rate gains that can be obtained with  $P = 2, 4, \text{ and } 10$  are 0.85, 0.92, and 0.95 bps/Hz, respectively.

## VII. CONCLUSION

Using the Lagrangian method, we have analyzed the optimal power allocation and time duration for a coding scheme for the half-duplex MAC-TC. Depending on the channel conditions, we propose simple algorithms that

maximize the individual or the sum rate. The optimal scheme can be DF or PDF and with or without message repetition. We also present numerical results that illustrate the optimal scheme for each destination location on a plane while fixing user locations. These analyses provide practical guidelines for implementing the proposed cooperative scheme in an actual network.

APPENDIX A  
PROOF OF COROLLARY 1

The partial decode-forward (PDF) scheme can be derived using a coding scheme similar to that proposed in Section III. In the PDF scheme, each user transmits both message parts in the first two time slots but decodes only one. Therefore, both users construct their transmitted signals as in (2) but with  $X_{10}$  and  $X_{20}$  as

$$\begin{aligned} X_{10} &= \sqrt{\rho_{10}}U_{10}(w_{10}) + \sqrt{\rho_{11}^\dagger}U_{11}(w_{11}) \\ X_{20} &= \sqrt{\rho_{20}}U_{20}(w_{20}) + \sqrt{\rho_{22}^\dagger}U_{22}(w_{22}) \end{aligned}$$

where  $U_{10}, U_{20}, V_{11}, V_{22}, S, U_{11}, U_{22}$  are independent and identically distributed according to  $N(0, 1)$ . Then, the power constraints for both users are

$$\begin{aligned} \alpha_1(\rho_{10} + \rho_{11}^\dagger) + \alpha_3(\rho_{11} + \rho_1) &= P_1 \\ \alpha_2(\rho_{20} + \rho_{22}^\dagger) + \alpha_3(\rho_{22} + \rho_2) &= P_2. \end{aligned} \quad (44)$$

The achievable rate for this scheme can be derived using a similar procedure as in [7] and consists of rate pairs  $(R_1, R_2)$  satisfying (4) but in  $J_1, J_2, S_1$ , replacing

$$\begin{aligned} C(g_{12}^2\rho_{10}) &\text{ by } C\left(\frac{g_{12}^2\rho_{10}}{1 + g_{12}^2\rho_{11}^\dagger}\right) + C(g_{10}^2\rho_{11}^\dagger) \text{ and} \\ C(g_{21}^2\rho_{20}) &\text{ by } C\left(\frac{g_{21}^2\rho_{20}}{1 + g_{21}^2\rho_{22}^\dagger}\right) + C(g_{20}^2\rho_{22}^\dagger) \end{aligned} \quad (45)$$

and in  $S_2, S_3$ , and  $S_4$ , replacing

$$\begin{aligned} g_{10}^2\rho_{10} &\text{ by } g_{10}^2(\rho_{10} + \rho_{11}^\dagger), \quad g_{10}^2\rho_{20} \text{ by } g_{20}^2(\rho_{20} + \rho_{22}^\dagger), \\ g_{12}^2\rho_{10} &\text{ by } \frac{g_{12}^2\rho_{10}}{1 + g_{12}^2\rho_{11}^\dagger}, \quad \text{and } g_{21}^2\rho_{20} \text{ by } \frac{g_{21}^2\rho_{20}}{1 + g_{21}^2\rho_{22}^\dagger}, \end{aligned} \quad (46)$$

Lets denote the rate constraints for this scheme as  $(J_1^\dagger, J_2^\dagger, \dots, S_4^\dagger)$ .

In order to show that this new region and the region in (4) are equivalent, we need to show that the optimal  $\rho_{11}^\dagger$  and  $\rho_{22}^\dagger$  are equal to zero.

First, we can see directly that the sum rates  $S_2^\dagger, S_3^\dagger$  and  $S_4^\dagger$  can be maximized with  $\rho_{11}^\dagger = \rho_{22}^\dagger = 0$ . With these values, the second terms in  $S_2^\dagger$  and  $S_3^\dagger$  are maximized while the first terms are not affected because we can allocate the whole power in the 1<sup>st</sup> and 2<sup>nd</sup> time slots to  $\rho_{10}$  and  $\rho_{20}$ , respectively.

Second, for  $J_1^\dagger, J_2^\dagger$  and  $S_1^\dagger$ , the different terms from  $J_1, J_2$  and  $S_1$  are given by the new terms in (45). If  $g_{12} > g_{10}$  and  $g_{21} > g_{20}$ , these terms are maximized with  $\rho_{11}^\dagger = \rho_{22}^\dagger = 0$ . This can be shown as follows. Let  $P_1^{(1)}$  be the optimal power transmitted from the first user in the 1<sup>st</sup> time slot. Then, the first new term in (45) is maximized using the Lagrangian

$$L(\rho_{10}, \rho_{11}^\dagger, \lambda) = \alpha_1 C\left(\frac{g_{12}^2\rho_{10}}{1 + g_{12}^2\rho_{11}^\dagger}\right) + \alpha_1 C(g_{10}^2\rho_{11}^\dagger) + \lambda(P_1^{(1)} - \alpha_1(\rho_{10} + \rho_{11}^\dagger)). \quad (47)$$

Taking derivatives with respect to  $\rho_{10}$  and  $\rho_{11}^\dagger$ , we obtain

$$\begin{aligned}\frac{\partial L}{\partial \rho_{10}} &= \frac{g_{12}^2}{1 + g_{12}^2(\rho_{10} + \rho_{11}^\dagger)} - \alpha_1 \lambda \\ \frac{\partial L}{\partial \rho_{11}^\dagger} &= \frac{-g_{12}^4 \rho_{10}}{(1 + g_{12}^2 \rho_{11}^\dagger)(1 + g_{12}^2(\rho_{10} + \rho_{11}^\dagger))} + \frac{g_{10}^2}{1 + g_{10}^2 \rho_{11}^\dagger} - \alpha_1 \lambda.\end{aligned}\quad (48)$$

Next, obtain  $\lambda$  from setting  $\frac{\partial L}{\partial \rho_{10}} = 0$  and substitute it into  $\frac{\partial L}{\partial \rho_{11}^\dagger}$  to get

$$\frac{\partial L}{\partial \rho_{11}^\dagger} = \frac{\alpha_1}{\frac{1}{g_{10}^2} + \rho_{11}^\dagger} - \frac{\alpha_1}{\frac{1}{g_{11}^2} + \rho_{11}^\dagger}.$$

Since  $g_{12} > g_{10}$ ,  $\frac{\partial L}{\partial \rho_{11}^\dagger} < 0$ , this first new term in (45) is decreasing with  $\rho_{11}^\dagger$  and the optimal  $\rho_{11}^\dagger = 0$ . Similarly, the optimal value  $\rho_{22}^\dagger = 0$ .

Third, if  $g_{12} < g_{10}$  and  $g_{21} < g_{20}$ , decoding at any user will limit the rates; hence, the optimal scheme is obtained by setting  $\alpha_1 = \alpha_2 = 0$ , which leads to the same region as the classical MAC for both coding schemes.

Fourth, if  $g_{12} > g_{10}$  and  $g_{21} < g_{20}$ , decoding at the first user will limit the rate; hence, the optimal scheme is obtained by setting  $\alpha_2 = 0$ . Then, we can show that the optimal  $\rho_{11}^\dagger = 0$  following the same procedure in the first and second steps. Similarly for  $g_{12} < g_{10}$  and  $g_{21} > g_{20}$ .

## APPENDIX B

### PROOF OF THE ALGORITHM FOR THE OPTIMAL INDIVIDUAL RATE

The Lagrangian function of the optimization problem (5) is

$$\begin{aligned}L(\rho_{10}, \rho_{11}, \rho_1, \lambda_1, \lambda_2) &= \alpha_1 \log(1 + g_{12}^2 \rho_{10}) + (1 - \alpha_1) \log(1 + g_{10}^2 \rho_{11}) \\ &\quad + \lambda_1 (\alpha_1 \log(1 + g_{10}^2 \rho_{10}) + (1 - \alpha_1) \log(1 + g_{10}^2(\rho_{11} + \rho_1) + g_{20}^2(\rho_{22} + \rho_2) + 2g_{10}g_{20}\sqrt{\rho_1\rho_2})) \\ &\quad - \alpha_1 \log(1 + g_{12}^2 \rho_{10}) - (1 - \alpha_1) \log(1 + g_{10}^2 \rho_{11}) \\ &\quad + \lambda_2 (P - \alpha_1 \rho_{10} - (1 - \alpha_1)(\rho_{11} + \rho_1)).\end{aligned}\quad (49)$$

By taking the derivatives with respect to all variables, we obtain

$$\begin{aligned}\frac{\partial L}{\partial \rho_1} &= \frac{(1 - \alpha_1)\lambda_1 \left(1 + \frac{g_{20}}{g_{10}} \sqrt{\frac{\rho_2}{\rho_1}}\right)}{\frac{1}{g_{10}^2} + \rho_{11} + \rho_1 + \frac{g_{20}^2}{g_{10}^2} \rho_2 + 2\frac{g_{20}}{g_{10}} \sqrt{\rho_1 \rho_2}} - (1 - \alpha_1)\lambda_2 \\ \frac{\partial L}{\partial \rho_{10}} &= \frac{\alpha_1(1 - \lambda_1)}{\frac{1}{g_{12}^2} + \rho_{10}} + \frac{\alpha_1 \lambda_1}{\frac{1}{g_{10}^2} + \rho_{10}} - \alpha_1 \lambda_2 \\ \frac{\partial L}{\partial \rho_{11}} &= \frac{(1 - \alpha_1)(1 - \lambda_1)}{\frac{1}{g_{10}^2} + \rho_{11}} - (1 - \alpha_1)\lambda_2 + \frac{(1 - \alpha_1)\lambda_1}{\frac{1}{g_{10}^2} + \rho_{11} + \rho_1 + \frac{g_{20}^2}{g_{10}^2} \rho_2 + 2\frac{g_{20}}{g_{10}} \sqrt{\rho_1 \rho_2}}.\end{aligned}\quad (50)$$

By substituting  $\lambda_2$  obtained from setting  $\frac{\partial L}{\partial \rho_1} = 0$  into the second and third equations in (50) and equating them to zero, we get the following equations for  $\lambda_1$

$$\begin{aligned}\lambda_1 &= \frac{\xi}{\left(1 + \frac{g_{20}}{g_{10}} \sqrt{\frac{\rho_2}{\rho_1}}\right) \left(\frac{1}{g_{12}^2} + \rho_{10}\right) + \xi - \xi \frac{\frac{1}{g_{12}^2} + \rho_{10}}{\frac{1}{g_{10}^2} + \rho_{10}}} \\ \lambda_1 &= \frac{\xi}{\xi + \frac{g_{20}}{g_{10}} \sqrt{\frac{\rho_2}{\rho_1}} \left(\frac{1}{g_{10}^2} + \rho_{11}\right)}\end{aligned}\quad (51)$$



where  $\xi = \frac{1}{g_{10}^2} + \rho_{11} + \rho_1 + \frac{g_{20}^2}{g_{10}^2} \rho_2 + 2 \frac{g_{20}}{g_{10}} \sqrt{\rho_1 \rho_2}$ . By equalizing these two equations, we obtain  $\rho_{11}^*$  as in (12). Then, by substituting these expressions into the power constraint in (5), we get

$$\begin{aligned} P &= \alpha_1 \rho_{10}^* + (1 - \alpha_1)(\rho_{11}^* + \rho_1^*) \\ P &= \alpha_1 \left( B - \frac{1}{g_{10}^2} \right) + (1 - \alpha_1)(\rho_{11}^* + \rho_1^*). \end{aligned} \quad (52)$$

By substituting  $\rho_{11}^*$  given in (12) into (52), we get a formula between  $\rho_{10}^*$  and  $\rho_1^*$  which can be solved as in (11). Hence, we find  $\rho_{10}^*$  in terms of  $\rho_1^*$ . In order to find  $\rho_{11}^*$ , we use the power constraint and equality  $J_1 = S_4$  which result in  $g_1(\rho_1^*)$  in (10). Therefore, for any  $\alpha_1$  we can find  $\rho_1^*$ ,  $\rho_{11}^*$ ,  $\rho_{10}^*$  and  $\rho_1^*$  from the above equations if there is a solution for (10) that gives  $\rho_{11} \geq 0$ . This corresponds to Case 2.a.

*Case 2.b:* If (10) has a solution that gives  $\rho_{11} < 0$ , we set  $\rho_{11} = 0$  and reanalyze (49). The optimal power allocation can then be obtained directly by using the power constraint in (5) and equality  $J_1 = S_4$  to find the optimal  $\rho_{10}^*$  and  $\rho_1^*$  as in (13).

*Case 3:* As explained in Section IV, if there is no solution for (10), then  $J_1 < S_4$  and the problem becomes as in (8). Immediately, the optimal  $\rho_1^* = 0$  because it doesn't affect  $J_1$ . From the power constraint, we obtain  $\rho_{11}^* = (1 - \alpha_1)^{-1}(P_1 - \alpha_1 \rho_{10})$ . By substituting this  $\rho_{11}^*$  into  $J_1$ , we can easily show that the optimal  $\rho_{10}^*$  is the same as in (15) or (16) by equating to zero the derivative of  $J_1$  with respect to  $\rho_{10}$ .

## APPENDIX C

### PROOF OF THE ALGORITHM FOR THE OPTIMAL SUM RATE

A. *Case 2:*  $g_{12} > g_{10}$  and  $g_{21} > g_{20}$

The Lagrangian function for problem (21a) is

$$\begin{aligned} L(\rho_{10}, \rho_{20}, \rho_{11}, \rho_{22}, \rho_1, \rho_2, \lambda_1, \lambda_2, \lambda_3) & \\ &= \alpha_1 \mathcal{C}(g_{12}^2 \rho_{10}) + \alpha_2 \mathcal{C}(g_{21}^2 \rho_{20}) + \alpha_3 \mathcal{C}(g_{10}^2 \rho_{11} + g_{20}^2 \rho_{22}) + \lambda_1 (\alpha_1 \mathcal{C}(g_{10}^2 \rho_{10}) \\ &+ \alpha_2 \mathcal{C}(g_{20}^2 \rho_{20}) + \alpha_3 \mathcal{C}(g_{10}^2 (\rho_{11} + \rho_1) + g_{20}^2 (\rho_{22} + \rho_2) + 2g_{10}g_{20}\sqrt{\rho_1 \rho_2}) \\ &- \alpha_1 \mathcal{C}(g_{12}^2 \rho_{10}) - \alpha_2 \mathcal{C}(g_{21}^2 \rho_{20}) - \alpha_3 \mathcal{C}(g_{10}^2 \rho_{11} + g_{20}^2 \rho_{22})) \\ &+ \lambda_2 (P_1 - \alpha_1 \rho_{10} - \alpha_3 (\rho_{11} + \rho_1)) + \lambda_3 (P_2 - \alpha_2 \rho_{20} - \alpha_3 (\rho_{22} + \rho_2)). \end{aligned} \quad (53)$$

By taking the derivatives over all variables, we get

$$\begin{aligned} \frac{\partial L}{\partial \rho_1} &= \frac{\alpha_3 \lambda_1 g_{10} \left( g_{10} + g_{20} \sqrt{\frac{\rho_2}{\rho_1}} \right)}{\xi_2} - \alpha_3 \lambda_2 \\ \frac{\partial L}{\partial \rho_2} &= \frac{\alpha_3 \lambda_1 g_{20} \left( g_{20} + g_{10} \sqrt{\frac{\rho_1}{\rho_2}} \right)}{\xi_2} - \alpha_3 \lambda_3 \\ \frac{\partial L}{\partial \rho_{11}} &= \frac{\alpha_3 g_{10}^2 (1 - \lambda_1)}{1 + g_{10}^2 \rho_{11} + g_{20}^2 \rho_{22}} + \frac{g_{10}^2 \alpha_3 \lambda_1}{\xi_2} - \alpha_3 \lambda_2 \\ \frac{\partial L}{\partial \rho_{22}} &= \frac{\alpha_3 g_{20}^2 (1 - \lambda_1)}{1 + g_{10}^2 \rho_{11} + g_{20}^2 \rho_{22}} + \frac{g_{20}^2 \alpha_3 \lambda_1}{\xi_2} - \alpha_3 \lambda_3 \\ \frac{\partial L}{\partial \rho_{10}} &= \frac{\alpha_1 g_{12}^2 (1 - \lambda_1)}{1 + g_{12}^2 \rho_{10}} + \frac{g_{10}^2 \alpha_1 \lambda_1}{1 + g_{10}^2 \rho_{10}} - \alpha_1 \lambda_2 \\ \frac{\partial L}{\partial \rho_{20}} &= \frac{\alpha_2 g_{21}^2 (1 - \lambda_1)}{1 + g_{21}^2 \rho_{20}} + \frac{g_{20}^2 \alpha_2 \lambda_1}{1 + g_{20}^2 \rho_{20}} - \alpha_2 \lambda_3 \end{aligned} \quad (54)$$

where  $\xi_2 = 1 + g_{10}^2(\rho_{11} + \rho_1) + g_{20}^2(\rho_{22} + \rho_2) + 2g_{10}g_{20}\sqrt{\rho_1\rho_2}$ . By substituting  $\lambda_2$  and  $\lambda_3$  obtained from setting  $\frac{\partial L}{\partial \rho_1} = 0$  and  $\frac{\partial L}{\partial \rho_2} = 0$ , respectively, into the other 4 equations and setting them to 0, we get the following equations for  $\lambda_1$ :

$$\begin{aligned}\lambda_1^{(1)} &= \frac{\xi_2}{\xi_2 + g_{10}g_{20}\sqrt{\frac{\rho_2}{\rho_1}}\left(\frac{1}{g_{10}^2} + \rho_{11} + \frac{g_{20}^2}{g_{10}^2}\rho_{22}\right)} \\ \lambda_1^{(2)} &= \frac{\xi_2}{\xi_2 + g_{10}g_{20}\sqrt{\frac{\rho_1}{\rho_2}}\left(\frac{1}{g_{20}^2} + \frac{g_{10}^2}{g_{20}^2}\rho_{11} + \rho_{22}\right)} \\ \lambda_1^{(3)} &= \frac{\xi_2}{g_{10}\left(g_{10} + g_{20}\sqrt{\frac{\rho_2}{\rho_1}}\right)\left(\frac{1}{g_{12}^2} + \rho_{10}\right) + \xi_2 - \xi_2\left(\frac{\frac{1}{g_{12}^2} + \rho_{10}}{\frac{1}{g_{10}^2} + \rho_{10}}\right)} \\ \lambda_1^{(4)} &= \frac{\xi_2}{g_{20}\left(g_{20} + g_{10}\sqrt{\frac{\rho_1}{\rho_2}}\right)\left(\frac{1}{g_{21}^2} + \rho_{20}\right) + \xi_2 - \xi_2\left(\frac{\frac{1}{g_{21}^2} + \rho_{20}}{\frac{1}{g_{20}^2} + \rho_{20}}\right)}\end{aligned}\quad (55)$$

By comparing these equations, we get

$$\begin{aligned}\lambda_1^{(1)} = \lambda_1^{(2)} &\Rightarrow \rho_2 = \frac{g_{10}^2}{g_{20}^2}\rho_1 \Rightarrow \xi_2 = 1 + g_{10}^2\rho_{11} + g_{20}^2\rho_{22} + 4g_{10}^2\rho_1 \\ \lambda_1^{(1)} = \lambda_1^{(3)} &\Rightarrow Q = \frac{B_1 - K_1}{2B_1 - K_1}(2g_{10}^2B_1 - G) \\ \lambda_1^{(2)} = \lambda_1^{(4)} &\Rightarrow Q = \frac{B_2 - K_2}{2B_2 - K_2}(2g_{20}^2B_2 - G)\end{aligned}\quad (56)$$

where  $Q = 1 + g_{10}^2\rho_{11} + g_{20}^2\rho_{22}$ ,  $G = 4g_{10}^2\rho_1$ , and  $B_1$ ,  $B_2$ ,  $K_1$  and  $K_2$  are defined in (22). By getting two formulas for  $G$  from (56) and equalizing them, we get a relation between  $B_1$  and  $B_2$  which is the relation between  $\rho_{10}$  and  $\rho_{20}$  in (25).

Up to this point, we have found the relations between  $\rho_1$  and  $\rho_2$ , and between  $\rho_{10}$  and  $\rho_{20}$ . To find the relation between  $\rho_{10}$  and  $Q$  directly, we use the power constraints in (5) which gives

$$\begin{aligned}g_{10}^2\rho_{11} + g_{20}^2\rho_{22} &= \frac{g_{10}^2(P_1 - \alpha_1\rho_{10})}{1 - \alpha_1 - \alpha_2} - g_{10}^2\rho_1 + \frac{g_{20}^2(P_2 - \alpha_2\rho_{20})}{1 - \alpha_1 - \alpha_2} - g_{20}^2\rho_2 \\ \rightarrow Q - 1 &= \frac{g_{10}^2P_1 + g_{20}^2P_2 - \alpha_1g_{10}^2\rho_{10} - \alpha_2g_{20}^2\rho_{20}}{1 - \alpha_1 - \alpha_2} - 0.5G\end{aligned}\quad (57)$$

where (57) follows from  $g_{10}^2\rho_1 = g_{20}^2\rho_2$ . By substituting  $\rho_{10}$ ,  $\rho_{20}$  and  $G$  in terms of  $B_1$  and  $B_2$ , and after some mathematical manipulations, we obtain (24). With the relation between  $B_1$  and  $B_2$  given in (25), we can solve (24) for  $\rho_{10}$  numerically. Hence, for each  $Q$ , we can find  $\rho_2^*$ ,  $\rho_{10}^*$  and  $\rho_{20}^*$ . Then, we find two expressions for  $\rho_1$  from  $G$  and from  $S_1 = S_4$ ; subtract these expressions to get  $g_3(Q)$  in (23). Finally, from the power constraints, we obtain  $\rho_{11}^*$  and  $\rho_{22}^*$  as in (26). If (26) gives positive  $Q^* - 1$ , the results correspond to Case 2.a.

*Case 2.b:*  $Q^* - 1 < 0$  as in (26).

We set  $\rho_{11}^* = \rho_{22}^* = 0$  and reoptimize using the Lagrangian function in (53) but with  $\rho_{11} = \rho_{22} = 0$ . First, from the power constraints in (5), we obtain the relation between  $\rho_{10}^*$  and  $\rho_1^*$ , and the relation between  $\rho_{20}^*$  and  $\rho_2^*$  as in (29). Then, by taking the derivatives with respect to all variables, we obtain  $\frac{\partial L}{\partial \rho_1}$ ,  $\frac{\partial L}{\partial \rho_2}$ ,  $\frac{\partial L}{\partial \rho_{10}}$ , and  $\frac{\partial L}{\partial \rho_{20}}$  as in (54) except with  $\xi_2$  replaced by

$$\bar{\xi}_2 = 1 + (g_{10}\sqrt{\rho_1} + g_{20}\sqrt{\rho_2})^2.$$

Following similar steps to the previous derivations, we get  $\lambda_1^{(3)}$  and  $\lambda_1^{(4)}$  in (55). By equalizing these two  $\lambda$ , we obtain the equation for  $f_2(\rho_2^*)$  in (28). Finally, from  $S_1 = S_4$ , we obtain  $g_4(\rho_1^*)$  as in (27).

*B. Case 3:  $g_{12} > g_{10}$  and  $g_{21} < g_{20}$*

The optimization problem for this case can be solved using the Lagrangian function in (53) but with  $\alpha_2 = 0$ ,  $\rho_{20} = 0$ . The derivatives of the Lagrangian function with respect to all variables are similar to those given in (54) but without  $\frac{\partial L}{\partial \rho_{20}}$ . As in Appendix C-A, by substituting  $\lambda_2$  and  $\lambda_3$  given in the first 2 equations in (54) into the next 3 equations and setting them to 0, we get the same equations for  $\lambda_1$  in (55) but without  $\lambda_1^{(4)}$ . Since the first three equations in (55) are equal, by comparing them, we get the first two equations in (56). By using the power constraint, we get the same formula in (57) but with  $\rho_{20} = 0$  and  $\alpha_2 = 0$ , then we can obtain the relation between  $\rho_{10}^*$  and  $\rho_{11}^*$  as given in (31).

We now have  $4g_{10}^2\rho_1 = G$  and  $S_1 = S_4$ . By subtracting these equations, we get  $g_5(\rho_{11}^*)$  as given (30). Finally, we obtain  $\rho_{22}^*$ ,  $\rho_1^*$  and  $\rho_2^*$  as given in (32) and (33). If (30) gives  $\rho_{11}^* > 0$ , we have Case 3.a.

*Case 3.b:  $\rho_{11}^* < 0$  as in (30).*

Set  $\rho_{11}^* = 0$  and reanalyze the Lagrangian function in (53) with  $\rho_{11} = \rho_{20} = 0$  and  $\alpha_2 = 0$ . From the power constraints, we obtain  $\rho_{22}^*$  and  $\rho_{10}^*$  as in (36). Then, by taking the derivatives with respect to all variables, we obtain  $\frac{\partial L}{\partial \rho_1}$ ,  $\frac{\partial L}{\partial \rho_2}$ ,  $\frac{\partial L}{\partial \rho_{22}}$  as in (54) except with  $\xi_2$  replaced by

$$\xi_3 = 1 + g_{20}^2\rho_{22} + (g_{10}\sqrt{\rho_1} + g_{20}\sqrt{\rho_2})^2.$$

Following similar steps as in Case 2.a, we obtain  $\lambda_1^{(2)}$  and  $\lambda_1^{(3)}$  as in (55) but with  $\rho_{11} = 0$  and  $\xi_3$  instead of  $\xi_2$ . By setting  $\lambda_1^{(2)} = \lambda_1^{(3)}$ , we obtain  $\rho_2^*$  as in (35). Then, from  $S_1 = S_4$ , we obtain  $g_6(\rho_1^*)$  as given in (34).

### C. Analysis for Symmetric Channels

As in [11], when  $g_{12} = g_{21}$ ,  $g_{10} = g_{20}$ , and  $g_{12} > g_{10}$ , the channel is symmetric and the optimal power allocations and time durations for both users are the same. Hence, we have the following Lagrangian function:

$$\begin{aligned} L(\rho_{10}, \rho_{11}, \rho_1, \lambda_1, \lambda_2) = & 2\alpha\mathcal{C}(g_{12}^2\rho_{10}) + \alpha_3\mathcal{C}(2g_{10}^2\rho_{11}) + \lambda_2(P - \alpha\rho_{10} - \alpha_3(\rho_{11} + \rho_1)) \\ & + \lambda_1(2\alpha\mathcal{C}(g_{10}^2\rho_{10}) + \alpha_3\mathcal{C}(2g_{10}^2\rho_{11} + 4g_{10}^2\rho_1) - 2\alpha\mathcal{C}(g_{12}^2\rho_{10}) - \alpha_3\mathcal{C}(2g_{10}^2\rho_{11})) \end{aligned} \quad (58)$$

By taking the derivatives over all variables, we get

$$\begin{aligned} \frac{\partial L}{\partial \rho_1} &= \frac{4(1-2\alpha)g_{10}^2\lambda_1}{1+2g_{10}^2\rho_{11}+4g_{10}^2\rho_1} - (1-2\alpha)\lambda_2 \\ \frac{\partial L}{\partial \rho_{11}} &= \frac{2\alpha_3(1-\lambda_1)}{\frac{1}{g_{10}^2}+2\rho_{11}} + \frac{2\alpha_3\lambda_1}{\frac{1}{g_{10}^2}+2\rho_{11}+4\rho_1} - \alpha_3\lambda_2 \\ \frac{\partial L}{\partial \rho_{10}} &= \frac{2\alpha(1-\lambda_1)}{\frac{1}{g_{12}^2}+\rho_{10}} + \frac{2\alpha\lambda_1}{\frac{1}{g_{10}^2}+\rho_{10}} - \alpha\lambda_2. \end{aligned} \quad (59)$$

By substituting  $\lambda_2$  obtained by setting  $\frac{\partial L}{\partial \rho_1} = 0$  into the other 2 expressions in (59) and setting them to 0, we get the following equations for  $\lambda_1$ :

$$\begin{aligned} \lambda_1^{(1)} &= \frac{\xi_4}{\frac{2}{g_{10}^2} + 4\rho_{11} + 4\rho_1} \\ \lambda_1^{(2)} &= \frac{\xi_4}{2\left(\frac{1}{g_{12}^2} + \rho_{10}\right) + \xi_4 - \frac{\frac{1}{g_{12}^2} + \rho_{10}}{\frac{1}{g_{10}^2} + \rho_{10}}\xi_4} \end{aligned} \quad (60)$$

where  $\xi_4 = \frac{1}{g_{10}^2} + 2\rho_{11} + 4\rho_1$ . Let  $Q_3 = 2\rho_{11} + \frac{1}{g_{10}^2}$ . By equalizing the two equations in (60), we obtain an equation for  $Q_3^*$ . Next, from the power constraint, we have

$$P = \alpha\rho_{10} + (1 - 2\alpha)(\rho_{11} + \rho_1) \quad (61)$$

$$P = \alpha \left( B_3 - \frac{1}{g_{10}^2} \right) + (1 - 2\alpha) \left( 0.5 \left( Q_3 - \frac{1}{g_{10}^2} \right) + 0.25G \right).$$

Solving the above equations with respect to  $\rho_{10}$ , we obtain (38). Next, we use the power constraint in (61) and  $S_1 = S_4$  to get two equations for  $\rho_{11}$ . By subtracting these two equations, we obtain  $g_7(\rho_1^*)$  as given in (37).

As in the non-symmetric case, if the previous steps result in a negative value of  $\rho_{11}^*$ , we set  $\rho_{11}^* = 0$  and reoptimize. Then, the optimal  $\rho_{11}^*$  and  $\rho_1^*$  are obtained from the power constraint and from  $S_1 = S_4$  as shown in (40).

## REFERENCES

- [1] A. Sendonaris, E. Erkip, and B. Aazhang, "User cooperation diversity. Part I. System description," *IEEE Trans. Comm.*, vol. 51, no. 11, pp. 1927–1938, Nov. 2003.
- [2] F. M. J. Willems, E. C. van der Meulen, and J. P. M. Schalkwijk, "Achievable rate region for the multiple-access channel with generalized feedback," in *Proc. Annu. Allerton Conf. on Comm., Control and Comput.*, 1983, pp. 284–292.
- [3] T. Cover and A. Gamal, "Capacity theorems for the relay channel," *IEEE Trans. Info. Theory*, vol. 25, no. 5, pp. 572–584, Sep 1979.
- [4] J. Laneman, D. Tse, and G. Wornell, "Cooperative diversity in wireless networks: Efficient protocols and outage behavior," *IEEE Trans. Info. Theory*, vol. 50, no. 12, pp. 3062–3080, Dec. 2004.
- [5] A. Host-Madsen, "On the capacity of wireless relaying," in *IEEE Proc. Veh. Tech. Conf. VTC-Fall.*, 2002.
- [6] A. Host-Madsen and J. Zhang, "Capacity bounds and power allocation for wireless relay channels," *IEEE Trans. Info. Theory.*, vol. 51, no. 6, pp. 2020–2040, Jun. 2005.
- [7] A. Abu Al Haija and M. Vu, "Achievable rates and outer bound of the half-duplex MAC with generalized feedback," *submitted to IEEE Trans. Info. Theory*, Jul. 2011, available at <http://arxiv.org/pdf/1108.0024>.
- [8] M. Hasna and M.-S. Alouini, "Optimal power allocation for relayed transmissions over Rayleigh-fading channels," *IEEE Trans. on Wireless Comm.*, vol. 3, no. 6, pp. 1999–2004, Nov. 2004.
- [9] L. Li, N. Jindal, and A. Goldsmith, "Outage capacities and optimal power allocation for fading multiple-access channels," *IEEE Trans. Info. Theory*, vol. 51, no. 4, pp. 1326–1347, April 2005.
- [10] W. Mesbah and T. Davidson, "Optimized power allocation for pairwise cooperative multiple access," *IEEE Trans. Signal Process.*, vol. 56, no. 7, pp. 2994–3008, July 2008.
- [11] A. Abu Al Haija and M. Vu, "Throughput-optimal half-duplex cooperative scheme with partial decode-forward relaying," in *IEEE Int'l Conf. on Comm. (ICC)*, Jun. 2011.
- [12] A. E. Gamal and Y.-H. Kim, *Network Information Theory*, 1st ed. Cambridge University Press, 2011.
- [13] M. Parzysz, F. Vu and F. Gagnon, "Energy Minimization for the Half-Duplex Relay Channel with Decode-Forward Relaying," *submitted to IEEE Trans. Comm.* Aug. 2011, available at <http://arxiv.org/pdf/1108.2829v1>.

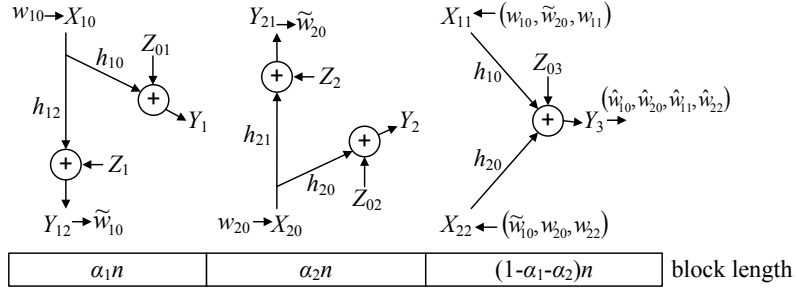


Fig. 1. Half-duplex coding scheme for the Gaussian MAC-TC.

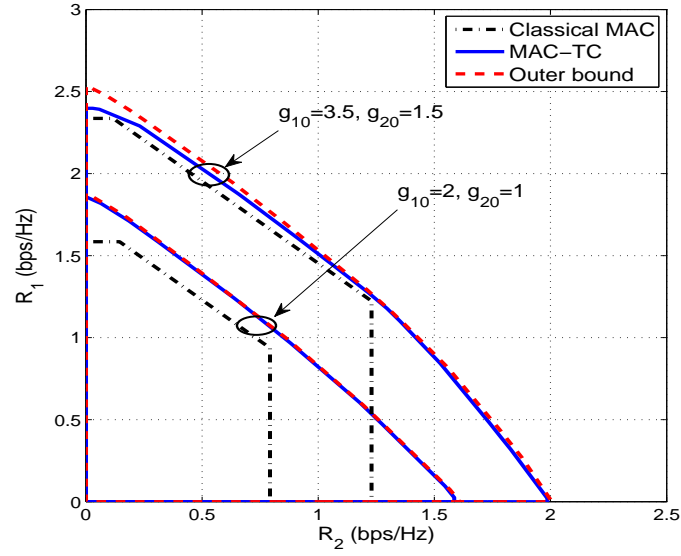


Fig. 2. Achievable rate regions and outer bounds for asymmetric half-duplex MAC-TC with  $g_{12} = g_{21} = 4$ .

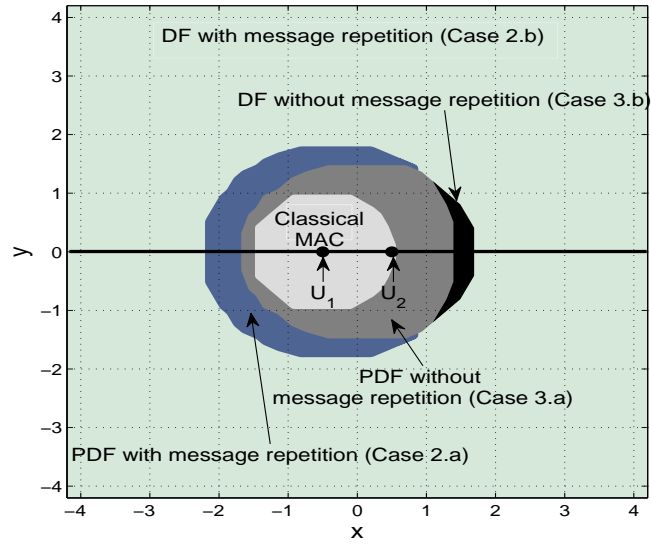


Fig. 3. Regions of optimal schemes for maximizing the individual rate per destination location with  $\alpha_1 = 0.5$ ,  $\gamma = 2.4$ , ( $U_1 =$  user 1,  $U_2 =$  user 2). The different cases correspond to those in Theorem 2.

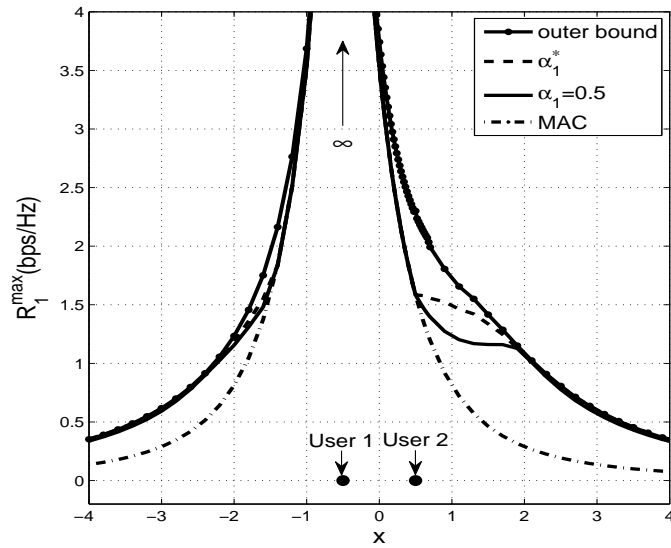


Fig. 4.  $R_1^{\max}$  with the optimal  $\alpha_1^*$  and  $\alpha_1 = 0.5$  when the destination moves on the x axis (solid horizontal line in Figure 3).

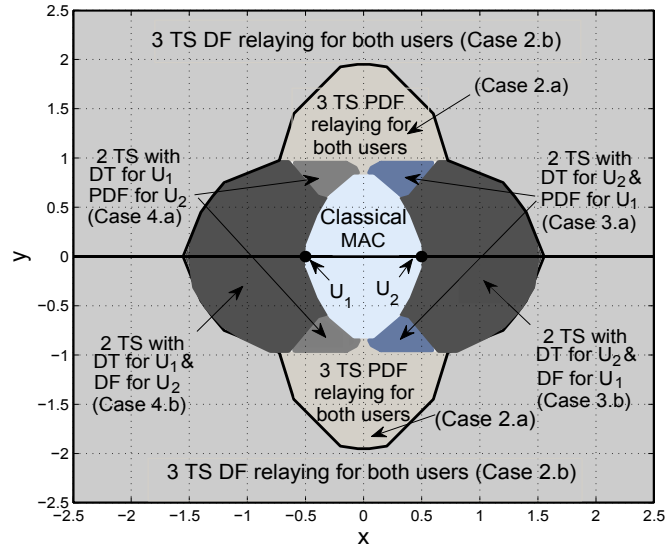


Fig. 5. Regions of optimal schemes for maximizing the sum rate per destination location with  $\alpha_1 = \alpha_2 = 0.2$ ,  $\gamma = 2.4$ , ( $U_1 =$  user 1,  $U_2 =$  user 2, TS = time slot, DT = direct transmission). The different cases correspond to those in Theorem 3.

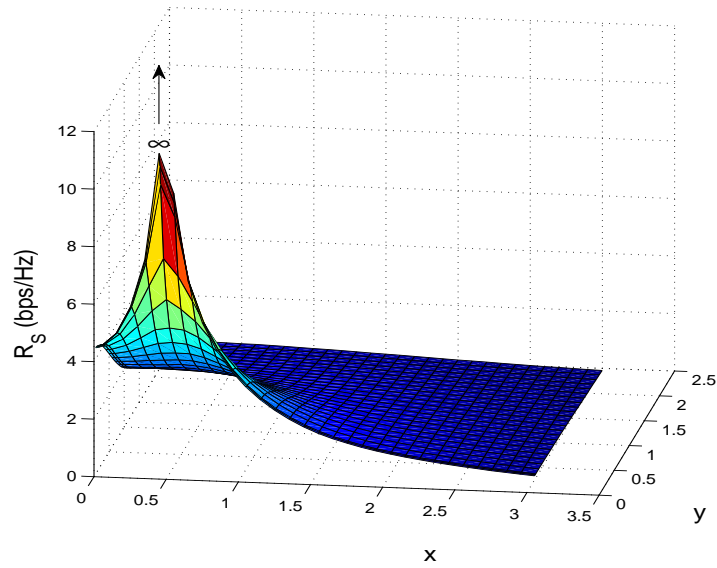


Fig. 6. Maximum sum rate per destination location with  $\alpha_1 = \alpha_2 = 0.2$  and  $\gamma = 2.4$ .

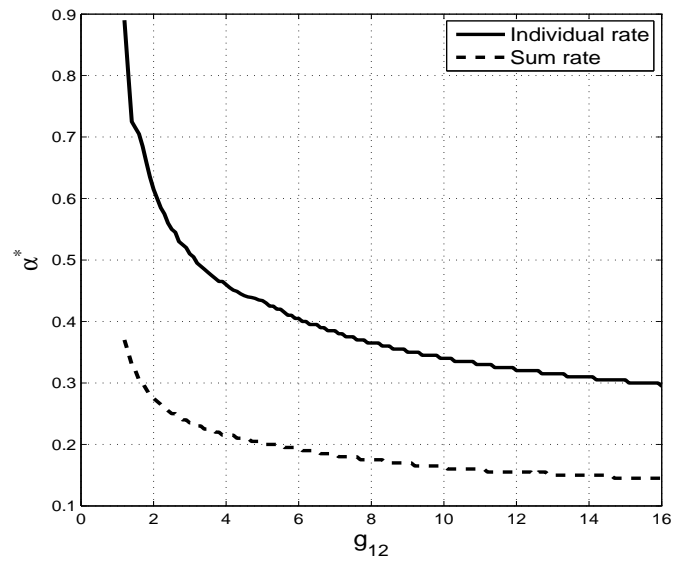


Fig. 7. Optimum  $\alpha^*$  versus  $g_{12}$  for the individual and sum rates of symmetric channels ( $g_{10} = 1$ ).

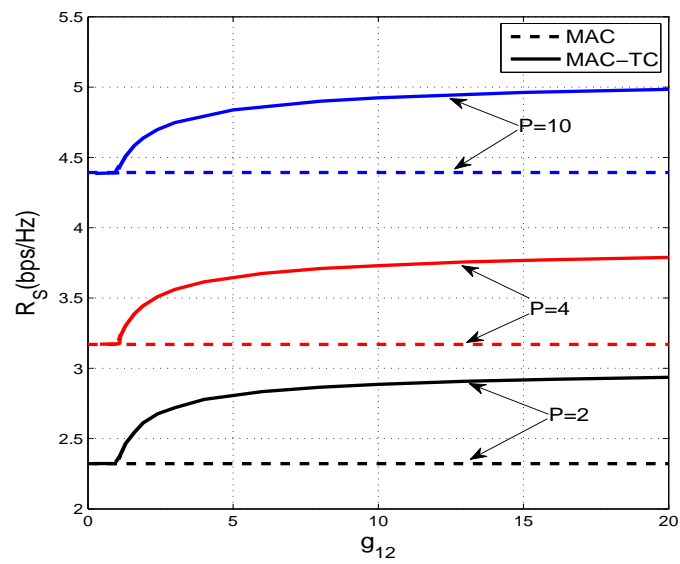


Fig. 8. Maximum sum rate with optimal  $\alpha^*$  for the MAC-TC and classical MAC versus  $g_{12}$  for symmetric channels with  $g_{10} = 1$ .