

Three body on-site interactions in ultracold bosonic atoms in an optical lattice and superlattice

Manpreet Singh^{1,2}, Arya Dhar¹, Tapan Mishra³, R. V. Pai⁴, and B. P. Das¹

¹ Indian Institute of Astrophysics, Bangalore 560 034, India

² School of Interdisciplinary and Transdisciplinary Studies, IGNOU, New Delhi 110 068, India

³ International Centre for Theoretical Sciences (ICTS), Bangalore 560 012, India and

⁴ Department of Physics, Goa University, Taleigao Plateau, Goa 403 206, India

(Dated: July 10, 2019)

The Mott insulator-superfluid transition for ultracold bosonic atoms in an optical lattice has been extensively studied in the framework of the Bose-Hubbard model with two-body on-site interactions. In this paper, we analyze the additional effect of the three-body on-site interactions on this phase transition in an optical lattice and the transitions between the various phases that arise in an optical superlattice. Using the mean-field theory and the density matrix renormalization group method, we find the phase diagrams depicting the relationships between various physical quantities in an optical lattice and superlattice. We also propose a possible experimental signature to observe the on-site three-body interactions.

PACS numbers: **03.75.Nt, 05.10.Cc, 05.30.Jp, 73.43.Nq**

Studies of ultracold bosonic atoms in optical lattices offer many opportunities for exploring a variety of quantum phases. After the first theoretical prediction of superfluid (SF) to Mott insulator (MI) transition in bosonic systems by Fisher *et al.* [1], in three dimensional optical lattice by Jaksch *et al.* [2] which was followed by an experimental observation by Greiner *et al.* [3], a number of quantum phases have been reported in the literature [4, 5]. The ability to fine tune the control parameters in such experiments makes it possible to probe these exotic quantum phases [6, 7]. Apart from the hopping and the on-site two body interactions, the on-site three-body interactions can also influence the onset of different phases. Zhang *et al.* had earlier found the extension of the insulating lobes in the presence of the on-site three-body interactions, using the decoupling mean-field theory [8]. The generation of effective three- and higher-body interactions by two-body collisions of atoms confined in the lowest vibrational states of a three-dimensional optical lattice has been reported by Johnson *et al.* [9]. The effect of three-body interactions on the insulating lobes in an optical lattice has been considered using the mean-field and functional integral approaches in the Bose-Hubbard approximation for optical lattices [2, 10]. On the other hand, studies on optical superlattices have revealed the existence of phases other than the usual MI and SF phases; namely the superlattice induced Mott insulator (SLMI) phases which have a density modulation in the system [11, 12].

On the experimental side, Will *et al.* [13] have detected and precisely measured the on-site three and higher body interaction strengths by observing the collapse and revival of the superfluid matter waves in a deep optical lattice. Nägerl *et al.* [14] have been able to precisely determine the on-site interaction energies including multi-body interaction shifts. In another work, Greiner *et al.* [15] have determined the three-body interaction strengths by using occupation-sensitive photon-assisted tunneling. However, the effect of three-body interactions

in optical superlattices has still not been investigated to the best of our knowledge.

In this paper, we study the effect of the on-site repulsive three-body interactions in addition to the on-site two-body interactions on various phases exhibited by ultracold bosonic atoms in an optical lattice and a superlattice. We use the mean-field decoupling approximation and the finite size density matrix renormalization group (FS-DMRG) method for various densities and three-body interaction strengths and then compare the results. The system of bosons in an optical superlattice with three-body interaction can be described by the modified Bose-Hubbard model as follows:-

$$H = -t \sum_{\langle i,j \rangle} (\hat{a}_i^\dagger \hat{a}_j + \text{H.c.}) + \frac{U}{2} \sum_i \hat{n}_i (\hat{n}_i - 1) + \frac{W}{6} \sum_i \hat{n}_i (\hat{n}_i - 1) (\hat{n}_i - 2) - \mu \sum_i \hat{n}_i + \sum_i \lambda_i \hat{n}_i \quad (1)$$

Here, $\hat{a}_i^\dagger (\hat{a}_i)$ is the creation (annihilation) operator which creates (destroys) an atom at site i , $\hat{n}_i = \hat{a}_i^\dagger \hat{a}_i$ is the number operator, t is the hopping amplitude between the adjacent sites $\langle i, j \rangle$, U and W represent the on-site inter-atomic two-body and three-body interactions respectively, μ is the chemical potential, and λ is the superlattice potential. We consider a bipartite lattice with sublattices \mathcal{A} and \mathcal{B} with a periodicity of two sites. We apply standard decoupling approximation [12, 16, 17] to the hopping term in Eq. (1) to obtain the mean-field Hamiltonian given by

$$\frac{H_i^{MF}}{zt} = -\phi_i (\hat{a}_i^\dagger + \hat{a}_i) + \phi_i \psi_i + \frac{\overline{U}}{2} \hat{n}_i (\hat{n}_i - 1) + \frac{\overline{W}}{6} \hat{n}_i (\hat{n}_i - 1) (\hat{n}_i - 2) - \overline{\mu} \hat{n}_i + \overline{\lambda}_i \hat{n}_i \quad (2)$$

where the superfluid order parameter $\psi_i = \langle \hat{a}_i \rangle$ is taken to be real [17], $\phi_i = \frac{1}{z} \sum_{\delta} \psi_{i+\delta}$, the summation over δ is taken over z nearest neighboring sites,

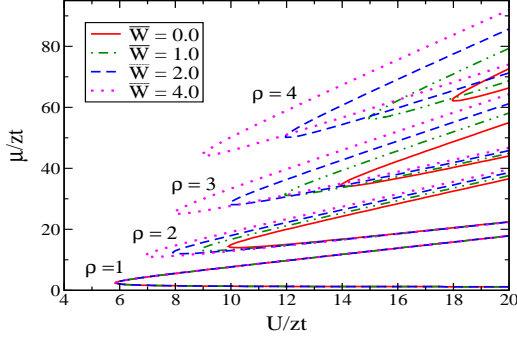


FIG. 1. (Color online) Phase diagram of Eq. (2) for different \overline{W} for optical lattice. The lobes represent Mott insulator phases for densities $\rho = 1, 2, 3, 4$.

$\overline{U} = U/zt$, $\overline{W} = W/zt$, $\overline{\mu} = \mu/zt$ and $\overline{\lambda}_i = \lambda_i/zt$ are dimensionless parameters. For an optical lattice, $\lambda_i = 0$ for all i , thus $\psi_i = \psi$. For our optical superlattice, $\lambda_i = 0$ for sublattice \mathcal{A} and $\lambda_i = \lambda$ for sublattice \mathcal{B} , thus $\psi_i = \psi_{\mathcal{A}}(\psi_{\mathcal{B}})$ if i belongs to sublattice \mathcal{A} (\mathcal{B}). The mean-field eigen value equation is solved self-consistently to obtain the local superfluid density $\rho_i^s = \psi_i^2$ and density $\rho_i = \langle \hat{n}_i \rangle$ of the ground state of the system.

To study the effect of \overline{W} on MI phases in an optical lattice, we first present the mean-field phase diagram for an optical lattice (Fig. 1), in the $\overline{U} - \overline{\mu}$ plane obtained from the density ρ and the superfluid density ρ^s , for various values of \overline{W} . Figure 2 shows the $\overline{\mu} - \rho, \rho^s$ plot for different \overline{W} . For an optical superlattice we show the effect of \overline{W} on MI and SLMI phases in the phase diagram plotted in the $\overline{\mu} - \overline{\lambda}$ plane (Figs. 3 and 4). In Fig. 3 we present the phase diagram for $\overline{U} = 10$ and $\overline{W} = 0.0$. Fig. 4 is the phase diagram for $\overline{U} = 10$ and $\overline{W} = 5.0$. Lobes $L\rho$ represent the MI phase with density ρ . Lobes $R1$ to $R6$ represent SLMI phases with density in sublattices \mathcal{A} (\mathcal{B}) respectively given by $1(0)$, $2(0)$, $2(1)$, $3(1)$, $3(2)$ and $4(2)$.

The DMRG results obtained for the optical lattice are

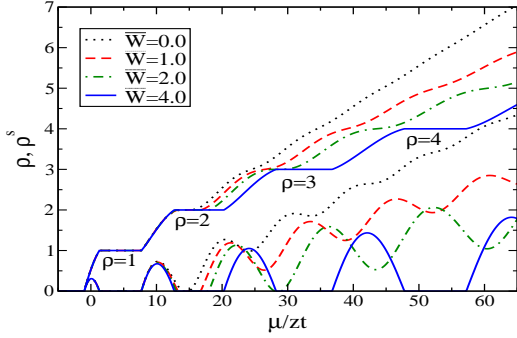


FIG. 2. (Color online) Variation of density ρ and superfluid density ρ^s with $\overline{\mu}$ for $\overline{U} = 10$, for optical lattice. Top to bottom, the first four curves represent density ρ and the next four curves represent superfluid density ρ^s . The plateaus in the ρ plots represent MI phases with vanishing ρ^s .

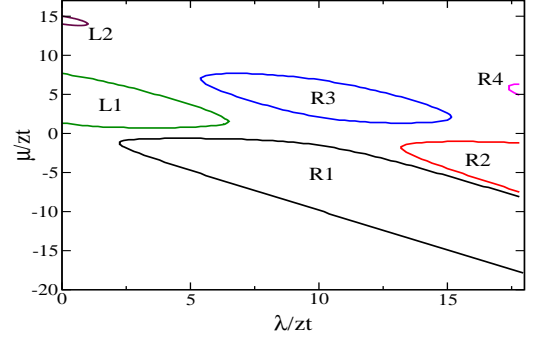


FIG. 3. (Color online) $\overline{\lambda} - \overline{\mu}$ phase diagram for $\overline{U} = 10$, $\overline{W} = 0.0$, for optical superlattice.

given in Figs. 7 and 8, for $\rho = 2$ and 3 respectively. Figures 9(a) and 9(b) are the phase diagrams for the optical superlattice for $\rho = 3/2$ and 2 respectively, with two values of $W(= 0.0, 5.0)$.

For the calculations using the FS-DMRG method, we fix the hopping matrix element $t = 1$ to fix the energy scale (so all the quantities plotted, are in units of t) and to estimate the critical points U_C , we perform finite-size scaling of the single particle gap G_L (defined by the difference between the energies needed to add an atom and remove an atom from the system). The plots of LG_L for different system sizes L (see Fig.(5)), assuming that the SF to MI transitions belong to the Berezinskii-Kosterlitz-Thouless (BKT) type [18, 19], coalesce in the superfluid phase below the U_C . The value of U_C is then estimated within an error bar of 0.1 if the values of LG_L , say for $L = 140$ and 200 , differ by less than 4 %. At the BKT transition the gap closes satisfying the relation, $G_L \sim \exp[-a/|U - U_C|^{1/2}]$, where a is a constant. The correlation length ξ , is finite in the gapped phase and diverges at the critical point as $(1/G_L) = \exp[a/|U - U_C|^{1/2}]$. Near U_C , the finite-size-scaling relation $LG_L[1 + \{1/(2 \ln L + C)\}] = F(\xi/L)$, is used to estimate the transition point as done in Ref. [20]. Therefore, if we plot $\ln(L/\xi)$ vs. $LG_L(1 + (1/(2 \ln L + C)))$ then the curves for different lengths collapse in the vicinity of U_C (scaled) (see Fig.(6), main panel). Combining

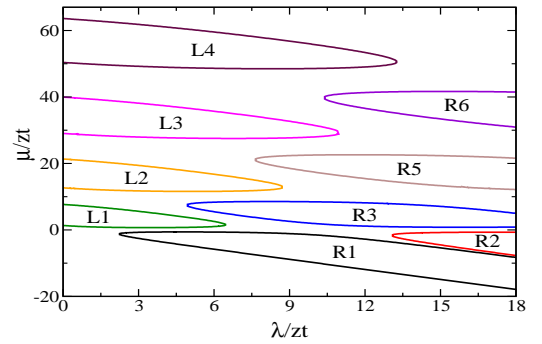


FIG. 4. (Color online) $\overline{\lambda} - \overline{\mu}$ phase diagram for $\overline{U} = 10$, $\overline{W} = 5.0$, for optical superlattice

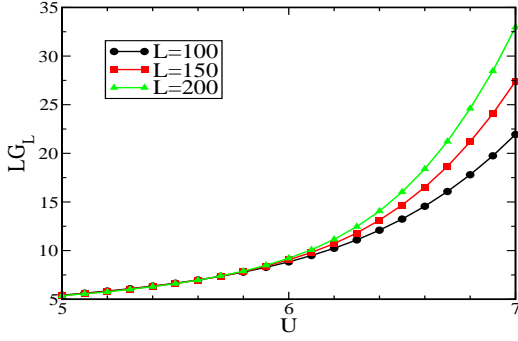


FIG. 5. (Color online) Scaling of gap LG_L plotted as function of U for $\rho = 2$ and $W = 0.0$.

the scaling method described above and DMRG results, we give an approximate value of U_C in various configurations.

From the mean field results (Figs. 1 and 2) for the optical lattice, we find that the $\rho = 1$ MI lobe remains unaltered in the presence of \bar{W} . However, for higher densities, the critical value $\bar{U}_C(\bar{W})$ for SF-MI transition decreases as \bar{W} increases (e.g. \bar{U}_C for $\rho = 2$ lobe decreases from ~ 10 to ~ 7 when \bar{W} increases from 0.0 to 4.0) and this is more prominent as the density increases, as shown in Fig. 1. Also, the MI lobes get enlarged as the \bar{W} increases. This is further confirmed by the DMRG results from Figs. 7 and 8. The trend is the same for both the densities, $\rho = 2$ and 3, but the effect of W is more when the density is large. For $\rho = 2$, $U_C(W = 4.0) \approx 1.6$ compared to $U_C(W = 0.0) \approx 5.7$. For $\rho = 3$, U_C decreases steadily as W increases; $U_C(W = 0.0) \approx 8.6$, $U_C(W = 1.0) \approx 6.6$, $U_C(W = 2.0) \approx 4.6$, for $U_C(W = 3.0) \approx 2.6$ and $U_C(W = 4.0) \approx 0.8$. The reason for this behavior at higher densities is that there is a greater probability of having three or more atoms at a site, which enhances the three-body interaction and suppresses atom hopping from one site to another.

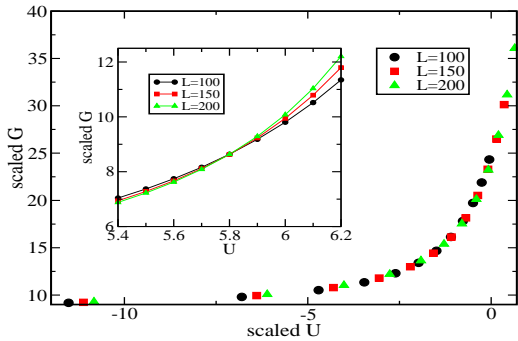


FIG. 6. (Color online) Scaled gap G_L plotted as a function of scaled U for $\rho = 2$ and $W = 0.0$. The curves for different lengths collapse in the vicinity of U_C as the correlation length ξ diverges exponentially near U_C . (Inset) Scaled gap G_L plotted as a function of U . The curves for different lengths cross at U_C (~ 5.8) showing the critical point for SF-MI transition.

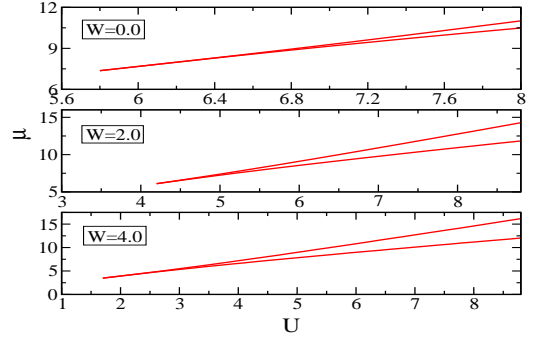


FIG. 7. (Color online) Phase diagram for $\rho = 2$ for various values of W , for optical lattice.

From the mean field results for the optical superlattice (Figs. 3 and 4), we see that the lobes L1, R1 and R2 remain unaffected in the presence of a finite \bar{W} . This is expected because in such configurations, no two adjacent sites have more than two atoms, and for an atom to hop two sites is a second order process, which is of much less probability. However, the SLMI phase R3, which has sublattice atomic densities $\rho_A = 2$ and $\rho_B = 1$ (and thus has average density $\rho = 3/2$) gets enlarged in the presence of \bar{W} . This is understood from the following reason. When $\bar{W} = 0.0$ and as we increase $\bar{\lambda}$, keeping the average density $\rho = 3/2$, the ground state goes from the superfluid to the SLMI phase R3. With a further increase of $\bar{\lambda} > 15$, the ground state is again a superfluid which has $2 < \rho_A < 3$ and $0 < \rho_B < 1$. However, when \bar{W} is finite, the system does not prefer to have sublattice densities above 2. Thus SLMI phase R3 has a lower energy than superfluid with sublattice densities $2 < \rho_A < 3$ and $0 < \rho_B < 1$. DMRG results [Fig.9(a)] show a similar trend. When $W = 0.0$, the system undergoes a phase transition from the SF phase to the SLMI phase R3 at a value of $\lambda \sim 0.3$. However, in the presence of a finite W , the transition occurs at a lower λ (~ 0.15), signifying the enlargement of the insulating lobes.

The phase diagram for the system with a filling factor $\rho = 2$, shows a marked difference in the presence of \bar{W} . Comparing Figs. 3 and 4, we find that the MI lobe L2

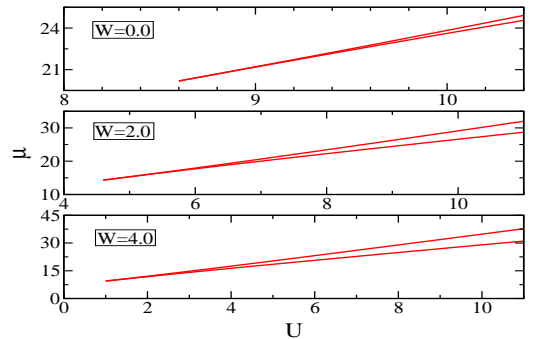


FIG. 8. (Color online) Phase diagram for $\rho = 3$ for various values of W , for optical lattice.

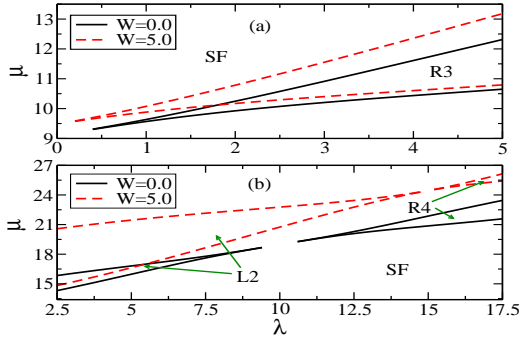


FIG. 9. (Color online) (a) Phase diagram for $\rho = 3/2$ and (b) phase diagram for $\rho = 2$, in an optical superlattice with $W = 0.0$ and 5.0 .

becomes large and its tip shifts from $\bar{\lambda} \sim 1$ to $\bar{\lambda} \sim 9$. Also as $\bar{\lambda}$ increases to ~ 17.5 (Fig. 3), the MI lobe L2 goes to the SLMI phase R4. However, in the presence of \bar{W} (Fig. 4), the tip of the R4 lobe gets shifted to ~ 20.5 . As we have considered the maximum value of $\bar{\lambda}$ till 18.0, SLMI phase R4 does not appear in Fig. 4. Similar results are also obtained by the DMRG analysis (Fig. 9(b)). For finite $W = 5.0$, the critical superlattice potential λ_C for transition from the MI phase L2 to SF phase shifts from 9.4 to 14.8 and that for the SF phase to SLMI phase R4 shifts from 10.6 to 15.2. In the absence of W and for lower values of λ , the superlattice initially stays in the MI phase L2, for $U = 10.0$. As λ becomes comparable to U , the system goes from the MI phase to the SF phase at $\lambda \sim 9.4$. As λ is further increased, the system goes from the SF phase to the SLMI phase R4, at a value of $\lambda \sim 10.6$. For $W = 5.0$, the system initially is in the MI phase, L2. Now, due to the presence of W , the SF window is shifted to a λ value which is comparable to $U + W$ as shown in Fig. 9(b). The MI to SF transition takes place at $\lambda \sim 14.8$, and the second transition from SF to SLMI (R4) takes place at $\lambda \sim 15.2$. The SF window not only shifts for $W = 5.0$ but also shrinks when compared to that of $W = 0.0$. This shifting of the R4 lobe can be understood as follows: in the R4 phase there are three atoms at every alternate site. As W increases, it becomes difficult to confine three or more atoms at a single site. Hence to suppress this effect due to the increase in W , we need to increase λ .

The three-body interaction strength scales with the two-body interaction strength as follows: $\bar{W} \propto \ln(C\eta^2)(V_0/E_r)^{3/4} e^{-2\sqrt{V_0/E_r}} a_s^2 k^2 \bar{U}^2$ [8, 21–23]. The typical range of $a_s^2 k^2$ is 10^{-8} to 10^{-2} which supports the fact that the three-body interaction is weaker than the two-body interaction [24]. Also it can be seen that three-body interaction is tunable and can be adjusted by varying (V_0/E_r) . The three-body effects have been experimentally observed before through various methods as mentioned earlier [13–15]. We propose an alternate

method to observe these effects in an optical lattice and superlattice that we have considered in our present work. The effect of W is very small compared to the two-body interaction in the system of bosons in an optical lattice. This is of course true when the filling factor of the system is unity. From Eq(1) it is clear that the three-body energy scales as n^3 . Therefore, in order to observe the effect of the three-body interaction in the experiment it is important to study the SF-MI transition at higher densities. In the seminal work of Greiner *et al.* [3], the SF-MI transition was observed by probing the excitation spectrum resulting from a particle-hole excitation. Such an excitation was created by applying a potential gradient to the system in the MI phase. By plotting the excitation probability versus an applied vertical potential gradient, two narrow resonance peaks were seen. The first peak was at the potential gradient equal to the single particle excitation gap, and this corresponds to the MI shell at density equal to one. One of the possible reasons for the appearance of the second peak was the particle-hole excitation created in the MI shell at a density equal to two. In the MI shell at a density equal to two, the particle-hole excitation at a given site would populate one of the neighboring sites with three-atoms. In principle, when there are three or more atoms in a lattice site, the atoms will experience the effect of W along with that of U . In general when there are n (> 1) atoms in each site the system is in the MI phase with a density equal to n , the excitation gap is $\Delta = U + (n-1)W$ for the optical lattice and $\Delta = U + (n-1)W + \lambda$ for the optical superlattice. Therefore, by measuring the values of the potential gradients for the higher order peaks, and taking the difference between them for different densities, it would be possible to determine the value of W .

In conclusion, we have studied the effects of the onsite three-body interactions in a system of neutral bosons in an optical lattice and superlattice. We first use the mean field theory to understand the behavior of the system and then confirm the results using the DMRG method. In the optical lattice, and the superlattice as well, we find that the Mott insulator lobes get enlarged as the value of W increases. When the density $\rho = 1$, the effect of W is not significant. However, as the density of the system increases the effect of W becomes significantly large which changes the SF-MI critical point drastically. We obtain the phase diagrams for different combinations of densities, strengths of the three-body interaction and the superlattice potential. Finally, we have also suggested a possible experimental scenario by which it may be possible to observe a signature of the three-body interaction.

We would like to thank Sebastian Will and Immanuel Bloch for valuable discussions and for drawing our attention to the experimental observations of the three-body interactions. We would also like to acknowledge CDAC-Garuda for providing us with the computing facilities and UGC, India (R.V.P.) for support.

-
- [1] M.P.A. Fisher, P.B. Weichmann, G. Grinstein and D.S. Fisher, Phys. Rev. B **40**, 546 (1989).
 - [2] D. Jaksch, C. Bruder, J. I. Cirac, C. W. Gardiner and P. Zoller, Phys. Rev. Lett. **81**, 3108 (1998).
 - [3] M Greiner, O. Mandel, T. Esslinger, T. W. Hansch and I. Bloch, Nature **415**, 39 (2002).
 - [4] M. Lewenstein, A. Sanpera, V. Ahufinger, B. Damski, A. Sen De and U. Sen, Advances in Physics, Vol. **56**, 243 (2007).
 - [5] I. Bloch, J. Dalibard and W. Zwerger, Rev. Mod. Phys. **80**, 885 (2008).
 - [6] Simon Folling, Artur Widera, Torben Muller, Fabrice Gerbier, and Immanuel Bloch, Phys. Rev. Lett. **97**, 060403 (2006).
 - [7] G. K. Campbell, J. Mun, M. Boyd, P. Medley, A. E. Leanhardt, L. G. Marcassa, D. E. Pritchard, and W. Ketterle, Science **313**, 649 (2006).
 - [8] Bo-lun Chen, Xiao-bin Huang, Su-Peng Kou, Yunbo Zhang, Phys. Rev. A **78**, 043603 (2008).
 - [9] P. R. Johnson, E. Tiesinga, J. V. Porto, C. J. Williams, New Journal of Physics **11**, 093022 (2009).
 - [10] Kezhao Zhou, Zhaoxin Liang, Zhidong Zhang, Phys. Rev. A **82**, 013634 (2010).
 - [11] Arya Dhar, Tapan Mishra, R. V. Pai, B. P. Das, Phys. Rev. A **83**, 053621 (2011).
 - [12] Arya Dhar, Manpreet Singh, R. V. Pai, B. P. Das, Phys. Rev. A **84**, 033631 (2011).
 - [13] Sebastian Will, Thorsten Best, Ulrich Schneider, Lucia Hackermüller, Dirk-Sören Lohmann and Immanuel Bloch, Nature **465**, 197 (2010).
 - [14] M. J. Mark, E. Haller, K. Lauber, J. G. Danzl, A. J. Daley, and H.-C. Nägerl, Phys. Rev. Lett. **107**, 175301 (2011).
 - [15] Ruichao Ma, M. Eric tai, Philipp M. Preiss, Waseem S. Bakr, Jonathan Simon, and Markus Greiner, Phys. Rev. Lett. **107**, 095301 (2011).
 - [16] D. van Oosten, P. van der Straten, and H. T. C. Stoof, Phys. Rev. A **63**, 053601 (2001).
 - [17] K. Sheshadri, H. R. Krishnamurthy, R. Pandit, and T. V. Ramakrishnan, Europhys. Lett. **22**, 257 (1993).
 - [18] J. M. Kosterlitz and D. J. Thouless, J. Phys. C **6**, 1181 (1973).
 - [19] Thierry Giamarchi, *Quantum Physics in One Dimension* (Clarendon Press, Oxford, 2004).
 - [20] Tapan Mishra, Juan Carrasquilla, and Marcos Rigol, Phys. Rev. B **84**, 115135 (2011).
 - [21] Y. Zhang and F. Han, Journal of Low Temperature Physics, **141**, 314 (2005).
 - [22] Thorsten Köhler, Phys. Rev. Lett. **89**, 210404 (2002).
 - [23] T. T. Wu, Phys. Rev., **115**, 1390 (1959).
 - [24] C. J. Pethick and H. Smith, *Bose-Einstein Condensation in Dilute Gases*, (Cambridge University Press, Cambridge, England, 2002).