

Near Capacity Approaching for Large MIMO Systems by Non-Binary LDPC Codes with MMSE Detection

Puripong Suthisopapan, Kenta Kasai, Anupap Meesomboon and Virasit Imtawil

Abstract—In this paper, we have investigated the application of non-binary LDPC codes to spatial multiplexing MIMO systems with a large number of low power antennas. We demonstrate that such large MIMO systems incorporating with low-complexity MMSE detector and non-binary LDPC codes can achieve low probability of bit error at near MIMO capacity. The new proposed non-binary LDPC coded system also performs better than other coded large MIMO systems known in the present literature. For instance, non-binary LDPC coded BPSK-MIMO system with 600 transmit/receive antennas performs within 3.4 dB from the capacity while the best known turbo coded system operates about 9.4 dB away from the capacity. Based on the simulation results provided in this paper, the proposed non-binary LDPC coded large MIMO system is capable of supporting ultra high spectral efficiency at low bit error rate.

Index Terms—non-binary LDPC code, large MIMO system, coded MIMO system, spatial multiplexing, MMSE detection

I. INTRODUCTION

In order to support very high data rate on wireless communication channels, it is known that the physical limitation is bandwidth since, at the present moment, it is very scarce and extremely expensive. One of the possible solutions to meet this constraint is the multiple-input multiple-output (MIMO) system [1], [2]. The MIMO system is a transmission system that uses multiple antennas at both sides of the communication ends. The MIMO system which utilizes spatial multiplexing technique (known as BLAST system) [3], [4] has attracted a great deal of attention over the past two decades since it provides the significant increase in spectral efficiency without additional bandwidth and transmit power in a rich scattering environment. The transmitter spatially multiplexes data streams and then simultaneously transmits these multiplexed data via different transmit antennas. At the receiver side, some specific techniques will be employed to demultiplex the received data.

In this paper, we focus our attention to the spatial multiplexing MIMO system that employs tens to hundreds transmit/receive antennas and refer to such a system as *large* MIMO system. The prominent advantage of large MIMO system is the improving in capacity which is proportional to the minimum of the number of transmit and receive antennas [2]. As pointed out in the literature [5], [6], placing a large number of antennas is more amenable because the transmitted RF energy can be more sharply focused in space. Therefore, we believe that a large MIMO system would be practical in the near future to support the increasing demand for high data rates in wireless communications.

Concatenating the MIMO system with channel codes is a methodology to increase reliability and performance of the MIMO system. There has been a tremendous effort to develop the coded MIMO systems, which include code-design, the invention of soft-output detectors, joint detection and decoding techniques and so forth, with the ultimate goal to approach MIMO capacity (see e.g. [7], [8], [9]). We note that almost works have studied the coded MIMO system with less number of transmit/receive antennas (e.g. 2 to 8 transmit/receive antennas). Therefore, lacking in the literature is a performance study of coded large MIMO system.

To the best of our knowledge, only large MIMO systems concatenated with turbo code have been studied in [5], [6], [10]. Although the turbo coded large MIMO system mentioned above is very attractive in term of computational complexity but there still exists a significant performance gap to the MIMO capacity. For example, the gap of turbo coded MIMO system with 200 transmit/receive antennas from MIMO capacity is more than 7 dB. In this paper, we aim to reduce the remaining gap by considering non-binary low-density parity-check (NBLDPC) codes [11].

Thank to the superior performance for short and moderate codeword lengths, NBLDPC codes have recently received an upsurge of research interest from wireless community including the application to MIMO channels [12], [13], [14], [15]. For the MIMO system with 2 transmit/receive antennas, it has been reported in [14] that a regular NBLDPC code defined over $GF(2^8)$ outperforms both optimized irregular binary LDPC code and binary LDPC code defined in the latest IEEE standard (the binary LDPC code is specified by parity-check matrix defined over $GF(2)$). However, the NBLDPC coded system in [14] deploys the optimal maximum a posteriori (MAP) detector to initialize the soft-input for NBLDPC decoder. This is impossible for the large MIMO system since the complexity of MAP detection grows exponentially with the number of transmit antennas and the size of modulation constellation. We also note that the performance of NBLDPC codes for MIMO systems with suboptimal detector has not been reported.

In this study, we have investigated the application of NBLDPC codes to large MIMO systems which utilize the low-complexity minimum mean square error (MMSE) detection as MIMO detector. Our contributions in this paper can be summarized as follows :

- 1) The non-binary LDPC coded large MIMO system with MMSE detector is proposed in this paper. We also present how

the soft-output MMSE detector can straightforwardly work with NBLDPC decoder.

2) We provide the simulation results which can be used as the benchmark for coded large MIMO systems. We have shown that the non-binary LDPC coded system performs best among other coded schemes at SNR close to MIMO capacity when a large number of antennas are employed.

The rest of this paper is organized as follows. We first introduce the NBLDPC codes in Section II. In Section III, the system model used for all simulations is described. In Section IV, we explain the soft-output MMSE detector for NBLDPC decoder. In Section V, we present the decoding performance of NBLDPC coded large MIMO systems. This paper is closed with conclusions.

II. NBLDPC CODES

An NBLDPC code C over Galois field $\text{GF}(2^m)$ is defined by the null-space of a sparse $P \times N$ parity-check matrix $\mathbf{A} = \{a_{ij}\}$ defined over $\text{GF}(2^m)$, for $i = 1, \dots, P$ and $j = 1, \dots, N$

$$C = \{\mathbf{x} \in \text{GF}(2^m)^N \mid \mathbf{A}\mathbf{x}^T = \mathbf{0} \in \text{GF}(2^m)^P\},$$

where $m > 1$ and $\mathbf{x} = (x_1, \dots, x_N)$ is a codeword. The i -th parity-check equation can be written as

$$a_{i1}x_1 + a_{i2}x_2 + \dots + a_{iN}x_N = 0,$$

where $a_{i1}, \dots, a_{iN} \in \text{GF}(2^m)$ are the entries of i -th row of \mathbf{A} . The parameter N is the codeword length in symbol. Assuming that \mathbf{A} is of full rank, the number of information symbols is $K = N - P$ and the code rate is $R = K/N$.

We note that a non-binary symbol which belongs to $\text{GF}(2^m)$ can be represented by the binary sequence of length m bits. For each m , we fix a $\text{GF}(2^m)$ with a primitive element α and its primitive polynomial π . Once a primitive element α of $\text{GF}(2^m)$ is fixed, each non-binary symbol is given by an m -bits representation [16, p. 110]. For example, with a primitive element $\alpha \in \text{GF}(2^3)$ such that $\pi(\alpha) = \alpha^3 + \alpha + 1 = 0$, each symbol is represented as $0 = (0, 0, 0)$, $1 = (1, 0, 0)$, $\alpha = (0, 1, 0)$, $\alpha^2 = (0, 0, 1)$, $\alpha^3 = (1, 1, 0)$, $\alpha^4 = (0, 1, 1)$, $\alpha^5 = (1, 1, 1)$ and $\alpha^6 = (1, 0, 1)$. Let $L(x)$ be the binary representation of $x \in \text{GF}(2^m)$. For the above example, we can write $L(x = \alpha^3) = (1, 1, 0)$. Thus, each coded symbol $x_i \in \text{GF}(2^m)$, $\forall i \in \{1, \dots, N\}$ of a non-binary codeword represents m bits. We also denote $n = mN$ and $k = mK$ as the codeword length and information length in bit, respectively.

An NBLDPC code is (d_v, d_c) -regular if the parity-check matrix of the code has constant column weight d_v and row weight d_c . The parity-check matrix \mathbf{A} can be represented by a Tanner graph with variable and check nodes [17, p. 75]. The belief propagation (BP) algorithm for NBLDPC decoder [11] exchanges the probability vector of length 2^m between variable nodes and check nodes of the Tanner graph at each iteration round ℓ .

In this paper, only is $(d_v = 2, d_c)$ -regular NBLDPC code defined over $\text{GF}(2^8)$ considered due to the following reasons:

1) The process to optimize parity-check matrix \mathbf{A} is not required since it is empirically known as the best performing

code especially for short code length. Moreover, the NBLDPC code with $d_v = 2$ can be encoded in linear time [18].

2) The high decoding complexity of NBLDPC decoder can be compensated since the \mathbf{A} is very sparse [19].

3) As stated in the introduction, NBLDPC code defined over $\text{GF}(2^8)$ seems to offer the best performance for MIMO system with MAP detection [14]. We therefore expect the excellent performance of NBLDPC codes when applying to large MIMO systems.

4) It is empirically shown that the application of this code to higher order modulation is outstanding [20, p. 32].

It is not overly exaggerated to state that we intend to apply the simple, low-complexity, high-performance channel code to large MIMO systems.

III. SYSTEM MODEL

We adopt the conventional notation to denote the MIMO system with N_t transmit antennas and N_r receive antennas as $N_t \times N_r$ MIMO system. Let \mathbb{A}^M be the complex modulation constellation of size $M = 2^p$ where p represents bit(s) per modulated symbol. In this study, each antenna uses the same modulation scheme and the mapping is a Gray-labelled constellation.

Figure 1 shows the spatial multiplexing MIMO system concatenated with an NBLDPC code of rate R defined over $\text{GF}(2^8)$.

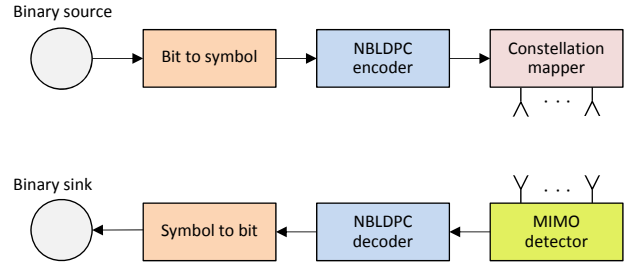


Fig. 1. NBLDPC coded MIMO system. Every 8 bits is mapped to a symbol in $\text{GF}(2^8)$.

At the transmitter side, a bit to symbol mapper maps a group of 8 information bits to a non-binary symbol in $\text{GF}(2^8)$. The stream of K non-binary symbols is encoded into a codeword of length N symbols through an NBLDPC encoder. Each coded symbol in $\text{GF}(2^8)$ is then mapped to a group of $q = 8/p$ modulated symbols by a constellation mapper. At each time instant (each channel use), the transmitter simultaneously sends $N_t = K_t q$ modulated symbols in parallel through N_t transmit antennas where K_t is a number of coded symbols per each transmission. Let $\mathbf{s} = [s_1, s_2, \dots, s_{N_t}]^T \in \mathbb{C}^{N_t}$ be the transmit signal vector. Each entry s_i , $\forall i \in \{1, \dots, N_t\}$ taken from \mathbb{A}^M must satisfy the component-wise energy constraint $E[||s_i||^2] = E_s/N_t$ where E_s is the total transmitted power and $E[\cdot]$ denotes the expectation. With this energy constraint, a large number of transmit antennas imply low power consumption per each transmit antenna.

Consider a 16×16 MIMO system with QPSK modulation ($M = 4$ and $p = 2$) as an example. After encoding, each

coded symbol in $\text{GF}(2^8)$ is mapped to $q = 4$ modulated symbols. At each time instant, the transmitter collects 16 modulated symbols mapping from $K_t = 4$ coded symbols. These 16 modulated symbols are multiplexed and sent through 16 transmit antennas.

Considering a baseband discrete time model for a flat fading MIMO channel, the received vector $\mathbf{y} = [y_1, y_2, \dots, y_{N_r}]^T \in \mathbb{C}^{N_r}$ of the spatial multiplexing $N_t \times N_r$ MIMO system is given by [5]

$$\mathbf{y} = \mathbf{H}\mathbf{s} + \mathbf{n}. \quad (1)$$

The matrix $\mathbf{H} = [\mathbf{H}_1 \mathbf{H}_2 \dots \mathbf{H}_{N_t}] \in \mathbb{C}^{N_r \times N_t}$ denotes the channel fading matrix whose entry h_{kj} is assumed to be complex Gaussian random variable with zero mean and unit variance $E[|h_{kj}|^2] = 1$. The vector $\mathbf{n} = [n_1, n_2, \dots, n_{N_r}]^T \in \mathbb{C}^{N_r}$ is a noise vector whose entry is a complex white Gaussian noise with zero mean and variance σ_n^2 per real component. The MIMO detector performs detection and produces the prior probabilities (soft-output) for NBLDPC decoder. After all N variable nodes are initialized, the NBLDPC decoder performs decoding process and provides the estimated non-binary symbols (hard output). These estimated symbols are finally demapped to a sequence of estimated information bits. In this paper, the channel matrix \mathbf{H} is assumed to be known at the receiver and we only focus on the square channel matrix, i.e. $N_t = N_r$.

Since each entry of \mathbf{H} has unit variance, the average signal energy per receive antenna is E_s . We follow the convention that $N_0/2 = \sigma_n^2$ to define the signal to noise ratio. In this setting, the average signal to noise ratio (SNR) per receive antenna, denoted by γ , is given by [7]

$$\gamma = \frac{E_s}{N_0} = \frac{E_s}{2\sigma_n^2}. \quad (2)$$

The spectral efficiency (transmitted information rate) of coded MIMO system with spatial multiplexing technique is pRN_t [7]. With perfect \mathbf{H} at the receiver side, ergodic MIMO capacity is given by [2]

$$C = E [\log_2 \det (\mathbf{I}_{N_r} + (\gamma/N_t) \mathbf{H}\mathbf{H}^H)], \quad (3)$$

where the superscript H denotes the Hermitian transpose operator, \det denotes the determinant and \mathbf{I}_{N_r} is the identity matrix of size $N_r \times N_r$. The MIMO capacity defined in (3) can be evaluated via the Monte-Carlo simulation. Both of spectral efficiency and capacity are measured in bits/sec/Hz (bps/Hz).

IV. SOFT-OUTPUT MMSE DETECTOR FOR NBLDPC DECODER

One of the major problems that prohibits large MIMO systems from practical implementation is the high computational complexity of MIMO detector. Even with modern and high-speed circuits, the optimal MAP or ML (maximum likelihood) detector is still infeasible. Therefore, many works have recently focused on inventing the low-complexity detectors to enable the use of large scale multiple antennas [21].

In this paper, we consider the MMSE detector which is a famous class of linear detection since it has low computational complexity. Based on the complexity analysis provided in

[5], the MMSE detector has an average per-bit complexity of $O(N_t N_r)$ which is lower than the well-known ZF-SIC (zero-forcing with successive interference cancellation) detector whose average per-bit complexity is $O(N_t^2 N_r)$. Several near-optimal MIMO detection algorithms such as sphere detection or lattice reduction-aided detection also exhibit high computational complexity which is much greater than $O(N_t N_r)$ [5].

Let us introduce the MMSE detector and the soft-output generation for NBLDPC decoder. Following [22], a detection estimate \hat{s}_k of the transmitted symbol on k -th antenna by multiplying y_k with the MMSE weight matrix \mathbf{W}_k

$$\hat{s}_k = \mathbf{W}_k^H y_k, \quad (4)$$

where the MMSE weight matrix \mathbf{W}_k is of the form

$$\mathbf{W}_k = \left(\frac{N_0}{E_s/N_t} \mathbf{I}_{N_r} + \mathbf{H}\mathbf{H}^H \right)^{-1} \mathbf{H}_k. \quad (5)$$

This MMSE weight matrix \mathbf{W}_k is chosen so as to minimize the mean square error between the transmitted symbol s_k and \hat{s}_k . It is important to note that direct computation of the matrix inverse in (5) can be avoided by using Sherman-Morrison-Woodbury formula [23, p. 50]

The estimation \hat{s}_k can be approximated as the output of an equivalent additive white Gaussian noise (AWGN) channel [24]

$$\hat{s}_k = \mu_k s_k + z_k, \quad (6)$$

where $\mu_k = \mathbf{W}_k^H \mathbf{H}_k$ and z_k is a zero-mean complex Gaussian variable with variance $\epsilon_k^2 = \frac{E_s}{N_t} (\mu_k - \mu_k^2)$. Based on this approximation, the probability of \hat{s}_k conditioned on $s \in \mathbb{A}^M$ is as follows

$$\Pr(\hat{s}_k | s) \simeq \frac{\kappa}{\pi \epsilon_k^2} \exp \left(-\frac{1}{\epsilon_k^2} \|\hat{s}_k - \mu_k s\|^2 \right), \quad (7)$$

where $\|\cdot\|^2$ denotes the squared Euclidean norm and κ is the normalized constant such that $\sum_{s \in \mathbb{A}^M} \Pr(\hat{s}_k | s) = 1$.

Let $p_v^{(0)}(x)$ denote the input of belief propagation (BP) algorithm which is used as NBLDPC decoder where $v = 1, 2, \dots, N$ and the index in superscript represents the iteration round of BP algorithm. The $p_v^{(0)}(x)$ is the probability that v -th coded symbol is likely to be $x \in \text{GF}(2^8)$. We assume that k -th transmit antenna to $(k+q-1)$ -th transmit antenna are used to send the v -th coded symbol (any coded symbol is mapped to q modulated symbols). We mention that the modulated or constellation symbol $s^k \in \mathbb{A}^M$ can be demapped to p bits according to the label of constellation. For each $x \in \text{GF}(2^8)$, we need to collect q modulated symbols to represent $qp = 8$ bits. The generation of soft-output from MMSE detector for v -th variable node of BP algorithm is as follows.

$$p_v^{(0)}(x) = \prod_{i=0}^{q-1} \Pr(\hat{s}_{k+i} | s^{k+i}), \quad (8)$$

where \hat{s}_{k+i} is the estimation on the $(k+i)$ -th receive antenna, $s^{k+i} \in \mathbb{A}^M$ and the eight bits ordered sequence of $(s^k, s^{k+1}, \dots, s^{k+q-1})$ must be equal to the binary representation $L(x)$. According to (8), $2^8(q-1)$ real multiplications for each coded symbols are needed to calculate $p_v^{(0)}(x)$ for

all $x \in \text{GF}(2^8)$. We note that the computational complexity of generating soft-output for NBLDPC decoder is rather low when comparing to the computation of MMSE matrix.

For the sake of completeness, we now introduce the BP algorithm for NBLDPC decoder. The BP algorithm mainly consists of 4 parts which can be described as follows (in this paper we use $m = 8$).

Initialization : We set the iteration round $\ell = 0$ and define the maximum iteration ℓ_{\max} . For each variable node v , $p_v^{(0)}(x)$ is computed from (8). Each variable node sends the initial message $p_{vc}^{(\ell=0)} = p_v^{(0)} \in \mathbb{R}^{2^m}$ to each adjacent check node c where $c = 1, \dots, P$.

Check to Variable : For each check node c , let ∂_c be the set of adjacent variable nodes of c . The check node c sends the following message $p_{cv}^{(\ell)} \in \mathbb{R}^{2^m}$ to each adjacent variable node $v \in \partial_c$

$$\begin{aligned} \tilde{p}_{vc}^{(\ell)}(x) &= p_{vc}^{(\ell)}(a_{vc}^{-1}x) \text{ for } x \in \text{GF}(2^m), \\ \tilde{p}_{cv}^{(\ell+1)} &= \otimes_{v' \in \partial_c \setminus \{v\}} \tilde{p}_{v'c}^{(\ell)}, \\ p_{cv}^{(\ell+1)}(x) &= \tilde{p}_{cv}^{(\ell+1)}(a_{cv}x) \text{ for } x \in \text{GF}(2^m), \end{aligned}$$

where $p_1 \otimes p_2 \in \mathbb{R}^{2^m}$ is the convolution of $p_1 \in \mathbb{R}^{2^m}$ and $p_2 \in \mathbb{R}^{2^m}$ which can be expressed as

$$(p_1 \otimes p_2)(x) = \sum_{\substack{y, z \in \text{GF}(2^m) \\ x=y+z}} p_1(y)p_2(z) \text{ for } x \in \text{GF}(2^m).$$

The convolution appeared above can be efficiently calculated via FFT and IFFT [25]. Increment the iteration round as $\ell := \ell + 1$.

Variable to Check : For each variable node $v = 1, 2, \dots, N$, let ∂_v be the set of adjacent check nodes of v . The message $p_{vc}^{(\ell)} \in \text{GF}(2^m)$ sent from v to c is computed by

$$p_{vc}^{(\ell)}(x) = \xi p_v^{(0)}(x) \prod_{c' \in \partial_v \setminus \{c\}} p_{c'v}^{(\ell)}(x) \text{ for } x \in \text{GF}(2^m),$$

where ξ is the normalized constant so that $\sum_{x \in \text{GF}(2^m)} p_{vc}^{(\ell)}(x) = 1$.

Tentative Decision : The tentative decision of the v -th symbol is given by

$$\hat{x}_v^{(\ell)} = \arg \max_{x \in \text{GF}(2^m)} p_v^{(0)}(x) \prod_{c \in \partial_v} p_{cv}^{(\ell)}(x).$$

The algorithm stops when the maximum iteration ℓ_{\max} is reached or $\mathbf{A}\hat{\mathbf{x}} = \mathbf{0} \in \text{GF}(2^m)^P$. Otherwise repeat the latter 3 decoding steps.

V. SIMULATION RESULTS

In this section, the performance of NBLDPC coded MIMO system with MMSE detector (NBLDPC coded system for simplicity) is presented. The maximum iteration of NBLDPC decoder ℓ_{\max} is set to 100 for all simulation results.

In Fig. 2, we plot the bit error rate (BER) performance of NBLDPC coded 16×16 MIMO system with QPSK modulation ($M = 4$). The turbo coded STBC (space-time block code) MIMO systems with LAS (likelihood ascent search) detector [6] are chosen for comparison purpose. For the 16×16 MIMO system with QPSK modulation, these turbo coded systems perform within about 4 dB from the capacity which is known

as the best performance founded in the literature. By using $R = 1/3$ and $R = 1/2$ NBLDPC codes with $n = 3456$ bits, NBLDPC coded systems outperform turbo coded systems by approximately 0.5 dB. We also show the BER performance of short length NBLDPC codes $n = 864$. As we expected, the use of shorter length $n = 864$ codes result in degraded BER performance. In term of nearness-to-capacity, the performance of NBLDPC coded systems is 3.5 dB away from MIMO capacity. We mention that the MIMO transmission can be classified into two main categories : 1) *spatial multiplexing* for higher data rate and 2) *space-time coding* for higher transmission quality. We, however, compare the turbo coded system [6] which is space-time coding and the proposed NBLDPC coded system which is spatial multiplexing since both have the same spectral efficiency (also MIMO capacity).

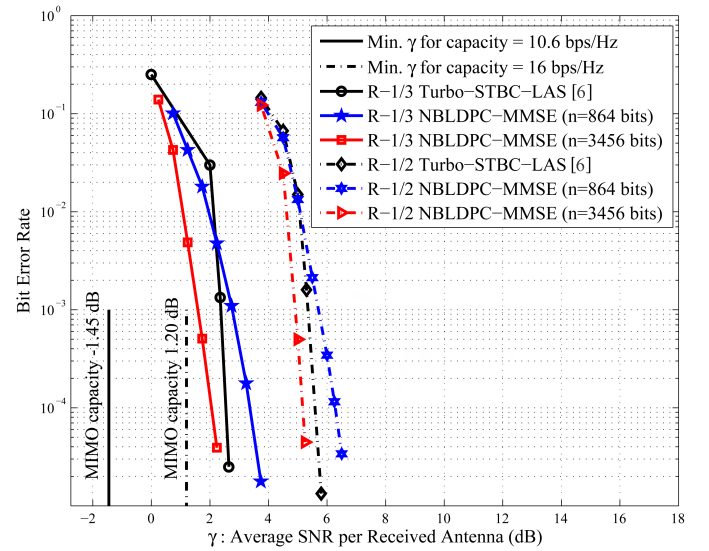


Fig. 2. Bit error rate curve of coded 16×16 MIMO systems with QPSK modulation. The spectral efficiencies of 10.6 and 16 bps/Hz are obtained from MIMO system with channel codes of $R = 1/3$ and $R = 1/2$, respectively.

The BER performance of NBLDPC coded 200×200 MIMO systems with BPSK modulation ($M = 2$) is shown in Fig. 3. For 200×200 MIMO system, the best performing scheme which can be founded in the literature is the $R = 1/2$ turbo coded spatial multiplexing MIMO systems with the MMSE-LAS detector [5]. The MMSE-LAS detection algorithm uses the MMSE detection to initialize the algorithm. Therefore, the overall computational complexity of MMSE-LAS detector is greater than that of MMSE detector. The BER performance of this turbo coded system is away from MIMO capacity by 7.5 dB. It is clearly seen from the figure that $R = 1/2$ NBLDPC coded system with $n = 2400$ bits significantly outperforms turbo coded system by about 4 dB. Both $R = 1/3$ and $R = 1/2$ NBLDPC coded systems perform within just 3.5 dB from the MIMO capacity

Figure 4 presents the simulation results for larger dimension, 600×600 MIMO system. It can be observed that $R = 1/3$ and $R = 1/2$ NBLDPC coded systems operate within 3.4 and 3.6 dB, respectively, from the corresponding MIMO capacities.

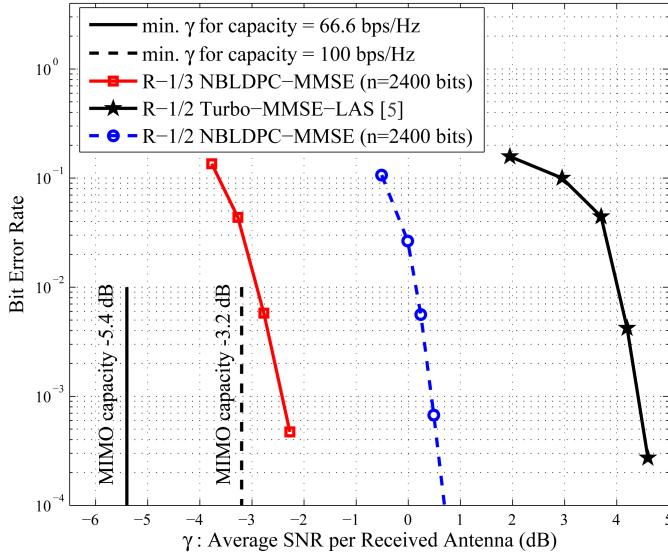


Fig. 3. Bit error rate curve of coded 200×200 MIMO systems with BPSK modulation. The spectral efficiencies of 66.6 and 100 bps/Hz are obtained from MIMO system with channel codes of $R = 1/3$ and $R = 1/2$ respectively.

The turbo coded system with MMSE-LAS detector in [5] is again used as the competitor. The performance of this turbo coded system over 600×600 MIMO system is away from the capacity by about 9.4 dB. It is obviously seen that $R = 1/3$ turbo coded system underperforms $R = 1/3$ NBLDPC coded system by more than 6 dB. More interestingly, $R = 1/2$ NBLDPC coded system absolutely outperforms $R = 1/3$ turbo coded system by about 3.4 dB. Therefore, the NBLDPC coded system outperforms the turbo coded system both in term of performance and spectral efficiency.

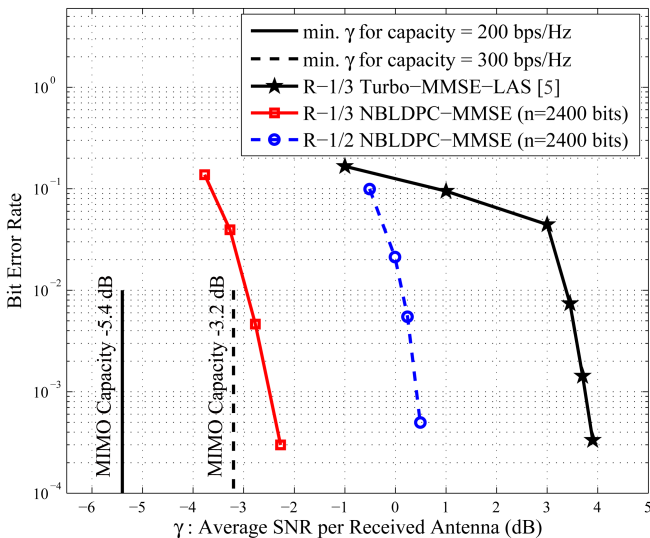


Fig. 4. Bit error rate curve of coded 600×600 MIMO systems with BPSK modulation. The spectral efficiencies of 200 and 300 bps/Hz are obtained from MIMO system with channel codes of $R = 1/3$ and $R = 1/2$ respectively.

We also investigate the BER performance of coded large MIMO system with higher-order modulation. The coded performance of 600×600 MIMO system with 16-QAM is shown

in Fig. 5 and 6. From both figures, the following observations can be listed as follows :

- $R = 1/3$ and $R = 1/2$ NBLDPC coded systems with $n = 2400$ bits operate within 6 dB and 8 dB, respectively, from MIMO capacity.
- $R = 1/3$ and $R = 1/2$ turbo coded systems [5] operate very far (more than 15 dB) from MIMO capacity. It is clearly seen that the NBLDPC coded systems indeed beat turbo coded systems.
- By increasing the length of code from $n = 2400$ bits to $n = 28800$ bits, the coding gain about 0.7 dB can be obtained from $R = 1/3$ NBLDPC coded system.
- For moderate codeword lengths ($n = 2400$ bits) and the same MMSE detector, $R = 1/3$ NBLDPC coded systems outperform both the optimized and regular binary LDPC (BLDPC) codes. The coding gains obtained over optimized and regular binary LDPC codes are about 0.8 and 2 dB respectively. In Fig. 6, the regular binary LDPC code has column weight 4 and row weight 6 whereas the optimized binary LDPC code is taken from Table. III in [26]. The maximum degree of variable node of the selected optimized binary LDPC code is 16. This optimized LDPC code can asymptotically performs very close to the capacity of single input single output Rayleigh fading channel (within 0.19 dB).
- Another advantage of using NBLDPC code which can be seen from this figure is the excellent frame error rate (FER). Comparing with optimized BLDPC code, sharp decrease in the FER curve is obtained. Although the BER curve of optimized BLDPC code is good but its corresponding FER curve is quite bad.

For binary LDPC coded MIMO system with MMSE detector, the soft output from detector is slightly different from NBLDPC coded system. We note that the input of binary LDPC decoder is the probability of size two which can be represented by log likelihood ratio (LLR). The LLR for l th bit ($\forall l \in \{1, \dots, p\}$) of the symbol s_k transmitted from k th antenna is given as

$$\ln \frac{\sum_{s \in \mathbb{A}_l^1} \Pr(\hat{s}_k | s)}{\sum_{s \in \mathbb{A}_l^0} \Pr(\hat{s}_k | s)},$$

where \mathbb{A}_l^1 is the set of modulated symbols whose binary labelling of l th bit is 1 (\mathbb{A}_l^0 is similarly interpreted) and $\Pr(\hat{s}_k | s)$ is computed from (7). It is known that the performance of BLDPC coded system can be enhanced by adding the number of iterations between decoder and detector but, for large MIMO systems, this will greatly increase the computational complexity. Thus, the simulation for BLDPC coded system with joint detection and decoding is not carried out.

Although the MMSE detector has very poor detecting performance for MIMO system with $N_t = N_r$ but in this section we have demonstrated that the application of this detector to NBLDPC coded system is somewhat excellent. The uncoded performance of MMSE detector is extremely poor comparing to the optimal one. The MMSE detector has a diversity order of $N_r - N_t + 1$ while the optimal ML detector has a diversity order of N_r [5]. The MMSE detector

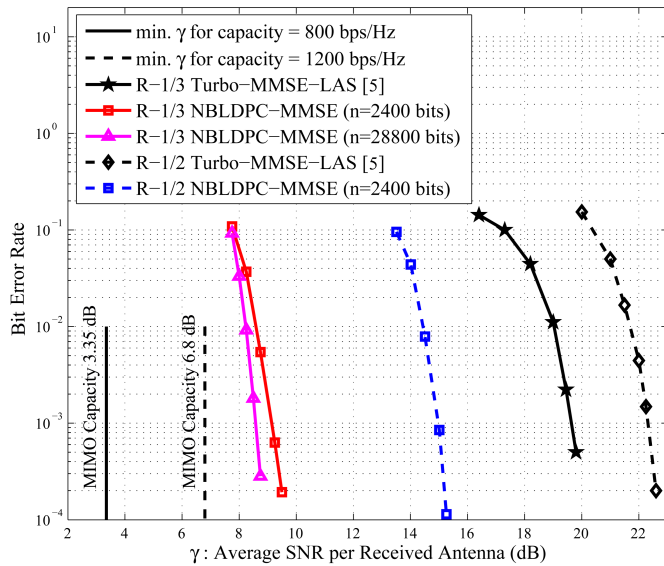


Fig. 5. Bit error rate performances of coded 600×600 MIMO systems with 16-QAM modulation. The spectral efficiencies of 800 and 1200 bps/Hz are obtained from MIMO system with channel codes of $R = 1/3$ and $R = 1/2$ respectively.

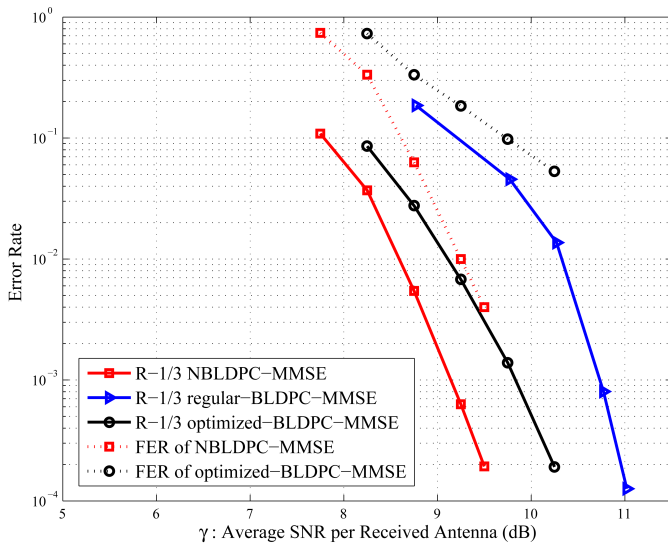


Fig. 6. Performance comparison between $R = 1/3$ NBLDPC code and $R = 1/3$ BLDP codes on 600×600 MIMO systems with 16-QAM modulation at $n = 2400$ bits. The solid curves represent the BER performance while the dashed curves are the corresponding FER performance.

thus achieve only first order diversity for MIMO system with $N_t = N_r$. Therefore, One may be surprised why MMSE detector yields such good coded performance. Let us take a closer look at the uncoded results shown in Fig. 7. It can be observed that the uncoded performance of MMSE detector for 600×600 and 16×16 MIMO systems are very similar to those of near-optimal MIMO detectors for low SNR region. Noticeably, those regions are the operating regions for coded systems. By trial and error, we suspect that the key component to achieve good performance from NBLDPC coded system is not a detection part but a soft-output generation. We note that other methodologies for generating soft-output from linear

MIMO detection such as the one described in [27, p. 358] leads to seriously degraded performance (not shown here).

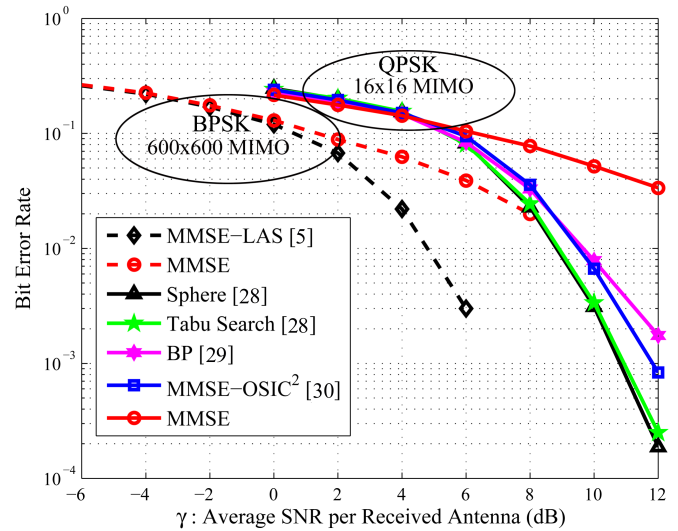


Fig. 7. Uncoded performances for 600×600 and 16×16 MIMO systems. The results of MMSE-LAS detection [5], Tabu search [28], sphere detection [28], Belief propagation (BP) based detection [29], MMSE-OSIC² detection [30] which have very good performance in large MIMO systems are included for comparative purpose. The operating regions for coded system are highlighted by ellipses.

Based on the simulations provided in this section, we list our major results as follows :

- 1) The BER performances obtained by NBLDPC coded large MIMO systems are now the best known performance and very useful for further investigations.
- 2) In term of BER performance, the NBLDPC coded systems outperform turbo coded systems and also binary LDPC coded systems. The provided results reveal that the turbo code may not be a powerful channel code for large MIMO systems especially when the higher order modulation is adopted.
- 3) The application of MMSE detector to coded large MIMO systems is very promising if the operating region is near the MIMO capacity.

VI. CONCLUSION

In this paper, the NBLDPC coded large MIMO systems are studied. The low-complexity MMSE detector is employed to provide the soft-input for NBLDPC decoder. We have demonstrated that the proposed NBLDPC coded system can significantly decrease the remaining gap from MIMO capacity which is previously obtained from the best known turbo coded systems. By using moderate length NBLDPC codes (a few thousand bits), the proposed coded system can perform near MIMO capacity which is closest than ever. We therefore conclude that the NBLDPC coded large MIMO system can be one of the best choices to achieve both the excellent BER performance and the ultra high spectral efficiency.

ACKNOWLEDGMENTS

This work is financially supported by the Telecommunications Research Industrial and Development Institute (TRIDI),

with National Telecommunications Commission (NTC), Grant No.PHD/009/2552. The authors also would like to acknowledge the discussions and guidance of Rong Hui Peng.

REFERENCES

- [1] G. J. Foschini, "Layered space-time architecture for wireless communications in a fading environment when using multi-element antennas," *Bell Labs Technical Journal*, vol. 1, no. 2, pp. 41–59, Oct. 1996.
- [2] I. E. Telatar, "Capacity of multi-antenna Gaussian channels," *European Transactions on Telecommunications*, vol. 10, no. 6, pp. 585–595, Nov. 1999.
- [3] P. Wolniansky, G. Foschini, G. Golden, and R. Valenzuela, "V-BLAST: an architecture for realizing very high data rates over the rich-scattering wireless channel," in *International Symposium on Signals, Systems and Electronics*, Sep. 1998, pp. 295–300.
- [4] G. Golden, C. Foschini, R. Valenzuela, and P. Wolniansky, "Detection algorithm and initial laboratory results using V-BLAST space-time communication architecture," *Electronics Letters*, vol. 35, no. 1, pp. 14–16, Jan. 1999.
- [5] K. Vishnu Vardhan, S. Mohammed, A. Chockalingam, and B. Sundar Rajan, "A low-complexity detector for large MIMO systems and multicarrier CDMA systems," *IEEE J. Sel. Areas Commun.*, vol. 26, no. 3, pp. 473–485, 2008.
- [6] S. Mohammed, A. Zaki, A. Chockalingam, and B. Rajan, "High-rate space-time coded large-MIMO systems: Low-complexity detection and channel estimation," *IEEE Journal of Selected Topics in Signal Processing*, vol. 3, no. 6, pp. 958–974, Dec. 2009.
- [7] B. Hochwald and S. ten Brink, "Achieving near-capacity on a multiple-antenna channel," *IEEE Trans. Commun.*, vol. 51, no. 3, pp. 389–399, Mar. 2003.
- [8] F. Vazquez-Araujo, M. Gonzalez-Lopez, L. Castedo, and J. Garcia-Frias, "Serially-concatenated LDGM codes for MIMO channels," *IEEE Trans. Wireless Commun.*, vol. 6, no. 8, pp. 2860–2871, Aug. 2007.
- [9] R.-R. Chen, R. Peng, A. Ashikhmin, and B. Farhang-Boroujeny, "Approaching MIMO capacity using bitwise Markov Chain Monte Carlo detection," *IEEE Trans. Commun.*, vol. 58, no. 2, pp. 423–428, Feb. 2010.
- [10] S. Mohammed, A. Chockalingam, and B. Sundar Rajan, "A low-complexity near-ML performance achieving algorithm for large MIMO detection," in *IEEE International Symposium on Information Theory 2008 (ISIT 2008)*, 2008, pp. 2012–2016.
- [11] M. Davey and D. MacKay, "Low-density parity check codes over GF(q)," *IEEE Commun. Lett.*, vol. 2, no. 6, pp. 165–167, Jun. 1998.
- [12] F. Guo and L. Hanzo, "Low complexity non-binary LDPC and modulation schemes communicating over MIMO channels," in *Vehicular Technology Conference, 2004 (VTC2004-Fall)*, vol. 2, 2004, pp. 1294–1298.
- [13] R. Peng and R.-R. Chen, "Application of nonbinary LDPC cycle codes to MIMO channels," *IEEE Trans. Wireless Commun.*, vol. 7, no. 6, pp. 2020–2026, Jun. 2008.
- [14] X. Jiang, Y. Yan, X. gen Xia, and M. H. Lee, "Application of nonbinary LDPC codes based on euclidean geometries to MIMO systems," in *International Conference on Wireless Communications Signal Processing, 2009 (WCSP 2009)*, Nov. 2009, pp. 1–5.
- [15] S. Pfletschinger and D. Declercq, "Getting closer to MIMO capacity with non-binary codes and spatial multiplexing," in *2010 IEEE Global Telecommunications Conference (GLOBECOM 2010)*, Dec. 2010, pp. 1–5.
- [16] F. J. MacWilliams and N. J. A. Sloane, *The Theory of Error-Correcting Codes*. Amsterdam: Elsevier, 1977.
- [17] T. Richardson and R. Urbanke, *Modern Coding Theory*. Cambridge University Press, Mar. 2007.
- [18] J. Huang and J. Zhu, "Linear time encoding of cycle GF(2^p) codes through graph analysis," *IEEE Commun. Lett.*, vol. 10, no. 5, pp. 369–371, may 2006.
- [19] C. Chen, B. Bai, and X. Wang, "Construction of nonbinary quasi-cyclic LDPC cycle codes based on singer perfect difference set," *IEEE Commun. Lett.*, vol. 14, no. 2, pp. 181–183, Feb. 2010.
- [20] T. Lestable and M. Ran, *Error Control Coding for B3G/4G Wireless Systems: Paving the Way to IMT-Advanced Standards*. Wiley, 2011.
- [21] A. Chockalingam, "Low-complexity algorithms for large-MIMO detection," in *4th International Symposium on ISCCSP 2010*, 2010, pp. 1–6.
- [22] A. Matache, C. Jones, and R. Wesel, "Reduced complexity MIMO detectors for LDPC coded systems," in *IEEE Military Communications Conference 2004 (MILCOM 2004)*, vol. 2, oct.-3 nov. 2004, pp. 1073–1079.
- [23] G. Golub and C. van Loan, *Matrix Computations*. Baltimore, MD: The Johns Hopkins University Press, 1996.
- [24] X. Wang and H. Poor, "Iterative (turbo) soft interference cancellation and decoding for coded CDMA," *IEEE Trans. Commun.*, vol. 47, no. 7, pp. 1046–1061, 1999.
- [25] D. Declercq and M. Fossorier, "Decoding algorithms for nonbinary LDPC codes over GF(q)," *IEEE Trans. Commun.*, vol. 55, no. 4, pp. 633–643, april 2007.
- [26] J. Hou, P. Siegel, and L. Milstein, "Performance analysis and code optimization of low density parity-check codes on Rayleigh fading channels," *IEEE J. Sel. Areas Commun.*, vol. 19, no. 5, pp. 924–934, May 2001.
- [27] Y. S. Cho, J. Kim, W. Y. Yang, and C. G. Kang, *MIMO-OFDM Wireless Communications With Matlab*. Wiley-Blackwell, 2010.
- [28] T. Datta, N. Srinidhi, A. Chockalingam, and B. Rajan, "Random-Restart Reactive Tabu search algorithm for detection in large-MIMO systems," *IEEE Commun. Lett.*, vol. 14, no. 12, pp. 1107–1109, Dec. 2010.
- [29] P. Som, T. Datta, A. Chockalingam, and B. Rajan, "Improved large-MIMO detection based on damped belief propagation," in *IEEE Information Theory Workshop (ITW 2010)*, Jan. 2010, pp. 1–5.
- [30] T.-H. Im, J. Kim, J.-H. Yi, S. Yun, and Y.-S. Cho, "MMSE-OSIC²; signal detection for spatially multiplexed MIMO systems," in *IEEE Vehicular Technology Conference (VTC Spring 2008)*, May 2008, pp. 1468–1472.