

Consensus and Products of Random Stochastic Matrices: Exact Rate for Convergence in Probability

Dragana Bajović, João Xavier, José M. F. Moura and Bruno Sinopoli

Abstract

Distributed consensus and other linear systems with system stochastic matrices W_k emerge in various settings, like opinion formation in social networks, rendezvous of robots, and distributed inference in sensor networks. The matrices W_k are often random, due to, e.g., random packet dropouts in wireless sensor networks. Key in analyzing the performance of such systems is studying convergence of matrix products $W_k W_{k-1} \cdots W_1$. In this paper, we find the exact exponential rate I for the convergence in probability of the product of such matrices when time k grows large, under the assumption that the W_k 's are symmetric and independent identically distributed in time. Further, for commonly used random models like with gossip and link failure, we show that the rate I is found by solving a min-cut problem and, hence, easily computable. Finally, we apply our results to optimally allocate the sensors' transmission power in consensus+innovations distributed detection.

Keywords: Consensus, consensus+innovations, performance analysis, random network, convergence in probability, exponential rate.

Work of Dragana Bajović, João Xavier and Bruno Sinopoli is partially supported by grants CMU-PT/SIA/0026/2009 and SFRH/BD/33517/2008 (through the Carnegie Mellon/Portugal Program managed by ICTI) from Fundação para a Ciência e Tecnologia and also by ISR/IST plurianual funding (POSC program, FEDER). Work of José M. F. Moura is partially supported by NSF under grants CCF-1011903 and CCF-1018509, and by AFOSR grant FA95501010291. Dragana Bajović holds fellowship from the Carnegie Mellon/Portugal Program.

Dragana Bajović is with the Institute for Systems and Robotics (ISR), Instituto Superior Técnico (IST), Lisbon, Portugal, and with the Department of Electrical and Computer Engineering, Carnegie Mellon University, Pittsburgh, PA, USA dragana@isr.ist.utl.pt, dbajovic@andrew.cmu.edu

João Xavier is with the Institute for Systems and Robotics (ISR), Instituto Superior Técnico (IST), Lisbon, Portugal jxavier@isr.ist.utl.pt

Bruno Sinopoli and José M. F. Moura are with the Department of Electrical and Computer Engineering, Carnegie Mellon University, Pittsburgh, PA, USA brunos@ece.cmu.edu, moura@ece.cmu.edu; ph: (412)268-6341; fax: (412)268-3890

I. INTRODUCTION

Linear systems with stochastic system matrices W_k find applications in sensor [1], multi-robot [2], and social networks [3]. For example, in modeling opinion formation in social networks [3], individuals set their new opinion to the weighted average of their own opinion and the opinions of their neighbors. These systems appear both as autonomous, like consensus or gossip algorithms [4], and as input-driven algorithms, like consensus+innovations distributed inference [5]. Frequently, the system matrices W_k are *random*, like, for example, in consensus in wireless sensor networks, due to either the use of a randomized protocol like gossip [4], or to link failures—random packet dropouts. In this paper, we determine the exact convergence rate of products of random, independent identically distributed (i.i.d.) general symmetric stochastic¹ matrices W_k , see Section III. In particular, they apply to gossip and link failure. For example, with gossip on a graph G , each realization of W_k has the sparsity structure of the Laplacian matrix of a one link subgraph of G , with positive entries being arbitrary, but that we assume bounded away from zero.

When studying the convergence of products $W_k W_{k-1} \dots W_1$, it is well known that, when the modulus of the second largest eigenvalue of $\mathbb{E}[W_k]$ is strictly less than 1, this product converges to $J := \frac{1}{N} \mathbf{1} \mathbf{1}^\top$ almost surely [6] and, thus, in probability, i.e., for any $\epsilon > 0$,

$$\mathbb{P}(\|W_k \dots W_1 - J\| \geq \epsilon) \rightarrow 0 \text{ when } k \rightarrow \infty, \quad (1)$$

where $\|\cdot\|$ denotes the spectral norm. This probability converges exponentially fast to zero with k [7], but, so far as we know, the exact convergence rate has not yet been computed. In this work, we compute the exact exponential rate of decay of the probability in (1).

Contributions. Assuming that the non-zero entries of W_k are bounded away from zero, we compute the exact exponential decay rate of the probability in (1) by solving with equality (rather than lower and upper bounds) the corresponding large deviations limit, for every $\epsilon > 0$:

$$\lim_{k \rightarrow \infty} \frac{1}{k} \log \mathbb{P}(\|W_k \dots W_1 - J\| \geq \epsilon) = -I, \quad (2)$$

where the convergence rate $I \geq 0$. Moreover, we characterize the rate I and show that it does not depend on ϵ . Our results reveal that the exact rate I is solely a function of the graphs induced by the matrices W_k and the corresponding probabilities of occurrences of these graphs. In general, the computation of the rate I is a combinatorial problem. However, for special important cases, we can get particularly simple

¹By stochastic, we mean a nonnegative matrix whose rows sum to 1. Doubly stochastic matrices besides row have also column sums equal to 1.

expressions. For example, for a gossip on a connected tree, the rate is equal to $|\log(1 - p_{ij})|$, where p_{ij} is the probability of the link that is least likely to occur. Another example is with symmetric structures, like uniform gossiping and link failures over a regular graph for which we show that the rate I equals $|\log p_{\text{isol}}|$, where p_{isol} is the probability that a node is isolated from the rest of the network. For gossip with more general graph structures, we show that the rate $I = |\log(1 - c)|$ where c is the min-cut value (or connectivity [8]) of a graph whose links are weighted by the gossip link probabilities; the higher the connectivity c is (the more costly or, equivalently, less likely it is to disconnect the graph) the larger the rate I and the faster the convergence are. Similarly, with link failures on general graphs, the rate is computed by solving a min-cut problem and is computable in polynomial time.

We now explain the intuition behind our result. To this end, consider the probability in (1) when $\epsilon = 1^2$, i.e., when the norm of $\prod_{t=1}^k W_k - J$ stays equal to 1. This happens only if the supergraph of all the graphs associated with the matrix realizations W_1, \dots, W_k is disconnected. Motivated by this insight, we define the set of all possible graphs induced by the matrices W_k , i.e., the set of realizable graphs, and introduce the concept of disconnected collection of such graphs. For concreteness, we explain this here assuming gossip on a connected tree with M links. For gossip on a connected tree, the set of realizable graphs consists of all one-edge subgraphs of the tree (and thus is of size M). If any fixed $j < M$ graphs were removed from this collection, the supergraph of the remaining graphs is disconnected; this collection of the remaining graphs is what we call a disconnected collection. Consider now the event that all the graph realizations (i.e., activated links) from time $t = 1$ to time $t = k$ belong to a fixed disconnected collection, obtained, for example, by removal of one fixed one-edge graph. Because there were two isolated components in the network, the norm of $\prod_{t=1}^k W_k - J$ would under this event stay equal to 1. The probability of this event is $M(1-p)^k$, where we assume that the links occur with the same probability $p = \frac{1}{M}$. Similarly, if all the graph realizations belong to a disconnected collection obtained by removal of j one-edge graphs, for $1 \leq j < M$, the norm remains at 1, but now with probability $\binom{M}{j}(1-jp)^k$. For any event indexed by j from this graph removal family of events, the norm stays at 1 in the long run, but what will determine the rate is the most likely of all such events. In this case, the most likely event is that a single one-edge graph remains missing from time 1 to time k , the probability of which is $M(1-p)^k$, yielding the value of the rate $I = |\log(1-p)|$. This insight that the rate I is determined by the probability of the most likely disconnected collection of graphs extends to the general

²It turns out, as we will show in Section III, that the rate does not depend on ϵ . Remark also that, because the matrices W_k are stochastic, the spectral norm of $W_k \cdots W_1 - J$ is less or equal to 1 for all realizations of W_1, \dots, W_k . Thus, the probability in 1 is equal to 0 for $\epsilon > 1$.

matrix process.

Review of the literature. There has been a large amount of work on linear systems driven by stochastic matrices. Early work includes [9], [10], and the topic received renewed interest in the past decade [11], [12]. Reference [12] analyzes convergence of the consensus algorithm under deterministic time-varying matrices W_k . Reference [4] provides a detailed study of the standard gossip model, that has been further modified, e.g., in [13], [14]; for a recent survey, see [15]. Reference [6] analyzes convergence under random matrices W_k , not necessarily symmetric, and ergodic – hence not necessarily independent in time. Reference [16] studies effects of delays, while reference [17] studies the impact of quantization. Reference [18] considers random matrices W_k and addresses the issue of the communication complexity of consensus algorithms. The recent reference [19] surveys consensus and averaging algorithms and provides tight bounds on the worst case averaging times for deterministic time varying networks. In contrast with consensus (averaging) algorithms, *consensus+innovations* algorithms include both a local averaging term (consensus) and an innovation term (measurement) in the state update process. These algorithms find applications in distributed inference in sensor networks, see, e.g., [5], [20], [21] for distributed estimation, and, e.g., [22], [23], [24], for distributed detection. In this paper, we illustrate the usefulness of the rate of consensus I in the context of a consensus+innovations algorithms by optimally allocating the transmission power of sensors for distributed detection.

Products of random matrices appear also in many other fields that use techniques drawn from Markov process theory. Examples include repeated interaction dynamics in quantum systems [25], inhomogeneous Markov chains with random transition matrices [26], [25], infinite horizon control strategies for Markov chains and non-autonomous linear differential equations [27], or discrete linear inclusions [28]. These papers are usually concerned with deriving convergence results on these products and determining the limiting matrix. Reference [25] studies the product of matrices belonging to a class of complex contraction matrices and characterizes the limiting matrix by expressing the product as a sum of a decaying process, which exponentially converges to zero, and a fluctuating process. Reference [27] establishes conditions for strong and weak ergodicity for both forward and backward products of stochastic matrices, in terms of the limiting points of the matrix sequence. Using the concept of infinite flow graph, which the authors introduced in previous work, reference [26] characterizes the limiting matrix for the product of stochastic matrices in terms of the topology of the infinite flow graph. For more structured matrices, [29] studies products of nonnegative matrices. For nonnegative matrices, a comprehensive study of the asymptotic behavior of the products can be found in [30]. A different line of research, closer to our work, is

concerned with the limiting distributions of the products (in the sense of the central limit theorem and large deviations). The classes of matrices studied are: invertible matrices [31], [32] and its subclass of matrices of determinant equal to 1 [33] and, also, positive matrices [34]. None of these apply to our case, as the matrices that we consider might not be invertible ($W_k - J$ has a zero eigenvalue, for every realization of W_k) and, also, we allow the entries of W_k to be zero, and therefore the entries of $W_k - J$ might be negative with positive probability. Furthermore, as pointed out in [35], the results obtained in [31], [32], [33] do not provide ways to effectively compute the rates of convergence. Reference [35] improves on the existing literature in that sense by deriving more explicit *bounds* on the convergence rates, while showing that, under certain assumptions on the matrices, the convergence rates do not depend on the size of the matrices; the result is relevant from the perspective of large scale dynamical systems, as it shows that, in some sense, more complex systems are not slower than systems of smaller scale, but again it does not apply to our study.

To our best knowledge, the *exact* large deviations rate I in (2) has not been computed for i.i.d. averaging matrices W_k , nor for the commonly used sub-classes of gossip and link failure models. Results in the existing literature provide upper and lower bounds on the rate I , but not the exact rate I . These bounds are based on the second largest eigenvalue of $\mathbb{E}[W_k]$ or $\mathbb{E}[W_k^2]$, e.g., [4], [36], [6]. Our result (2) refines these existing bounds, and sheds more light on the asymptotic convergence of the probabilities in (1). For example, for the case when each realization of W_k has a connected underlying support graph (the case studied in [12]), we calculate the rate I to be equal $+\infty$ (see Section III), i.e., the convergence of the probabilities in (1) is faster than exponential. On the other hand, the “rate” that would result from the bound based on $\lambda_2(\mathbb{E}[W_k^2])$ is finite unless $W_k \equiv J$. This is particularly relevant with consensus+innovations algorithms, where, e.g., the consensus+innovations distributed detector is asymptotically optimal if $I = \infty$, [37]; this fact cannot be seen from the bounds based on $\lambda_2(\mathbb{E}[W_k^2])$.

The rate I is a valuable metric for the design of algorithms (or linear systems) driven by system matrices W_k , as it determines the algorithm’s asymptotic performance and is easily computable for commonly used models. We demonstrate the usefulness of I by optimizing the allocation of the sensors’ transmission power in a sensor network with fading (failing) links, for the purpose of distributed detection with the consensus+innovations algorithm [23], [24].

Paper organization. Section II introduces the model for random matrices W_k and defines relevant quantities needed in the sequel. Section III proves the result on the exact exponential rate I of consensus. Section IV shows how to compute the rate I for gossip and link failure models via a min-cut problem.

Section V addresses optimal power allocation for distributed detection by maximizing the rate I . Finally, section VI concludes the paper.

II. PROBLEM SETUP

Model for the random matrices W_k . Let $\{W_k : k = 1, 2, \dots\}$ be a discrete time (random) process where W_k , for all k , takes values in the set of doubly stochastic, symmetric, $N \times N$ matrices.

Assumption 1 We assume the following.

- 1) The random matrices W_k are independent identically distributed (i.i.d.).
- 2) The entries of any realization W of W_k are bounded away from 0 whenever positive. That is, there exists a scalar δ , such that, for any realization W , if $W_{ij} > 0$, then $W_{ij} \geq \delta$. An entry of W_k with positive value, will be called an active entry.
- 3) For any realization W , for all i , $W_{ii} \geq \delta$.

Also, let \mathcal{W} denote the set of all possible realizations of W_k .

Graph process. For a doubly stochastic symmetric matrix W , let $G(W)$ denote its induced undirected graph, i.e., $G(W) = (V, E(W))$, where $V = \{1, 2, \dots, N\}$ is the set of all nodes and

$$E(W) = \left\{ \{i, j\} \in \binom{V}{2} : W_{ij} > 0 \right\}.$$

We define the random graph process $\{G_t : t = 1, 2, \dots\}$ through the random matrix process $\{W_k : k = 1, 2, \dots\}$ by: $G_t = G(W_t)$, for $t = 1, 2, \dots$. As the matrix process is i.i.d., the graph process is i.i.d. as well. We collect the underlying graphs of all possible matrix realizations W (in \mathcal{W}) in the set \mathcal{G} :

$$\mathcal{G} := \{G(W) : W \in \mathcal{W}\}. \quad (3)$$

Thus, the random graphs G_t take their realizations from \mathcal{G} . Similarly, as with the matrix entries, if $\{i, j\} \in E(G_t)$, we call $\{i, j\}$ an active link.

We remark that the conditions on the random matrix process from Assumption 1 are satisfied automatically for any i.i.d. model with finite space of matrices \mathcal{W} (δ could be taken to be the minimum over all positive entries over all matrices from \mathcal{W}). We illustrate with three instances of the random matrix model the case when the (positive) entries of matrix realizations can continuously vary in certain intervals, namely, gossip, d -adjacent edges at a time, and link failures.

Example 1 (Gossip model) Let $G = (V, E)$ be an arbitrary connected graph on N vertices. With the gossip algorithm on the graph G , every realization of W_k has exactly two off diagonal entries that are

active: $[W_k]_{ij} = [W_k]_{ji} > 0$, for some $\{i, j\} \in G$, where the entries are equal due to the symmetry of W_k . Because W_k is stochastic, we have that $[W_k]_{ii} = [W_k]_{jj} = 1 - [W_k]_{ij}$, which, together with Assumption 1, implies that $[W_k]_{ij}$ must be bounded (almost surely) by $\delta \leq [W_k]_{ij} \leq 1 - \delta$. Therefore, the set of matrix realizations in the gossip model is:

$$\mathcal{W}^{\text{Gossip}} = \bigcup_{\{i,j\} \in E} \left\{ A \in \mathbb{R}^{N \times N} : A_{ij} = A_{ji} = \alpha, A_{ii} = A_{jj} = 1 - \alpha, \alpha \in [\delta, 1 - \delta], \right. \\ \left. A_{ll} = 1, \text{ for } l \neq i, j, A_{ml} = 0, \text{ for } l \neq m \text{ and } l, m \neq i, j \right\}.$$

Example 2 (Averaging model with d -adjacent edges at a time) Let $G_d = (V, E)$ be a d -regular connected graph on N vertices, $d \leq N - 1$. Consider the following averaging scheme where exactly $2d$ off-diagonal entries of W_k are active at a time: $[W_k]_{ij} = [W_k]_{ji} > 0$, for some fixed $i \in V$ and all $j \in V$ such that $\{i, j\} \in E$. In other words, at each time in this scheme, the set of active edges is the set of edges adjacent to some node $i \in V$. Taking into account Assumption 1 on W_k , the set of matrix realizations for this averaging model is:

$$\mathcal{W}^{\text{d-adjacent}} = \bigcup_{i \in V} \left\{ A \in \mathbb{R}^{N \times N} : A = A^\top, A_i = v, v \in \mathbb{R}^N, v_j = 0, \text{ if } \{i, j\} \notin E, 1^\top v = 1, v \geq \delta, \right. \\ \left. A_{jj} = 1 - A_{ij}, \text{ for } \{i, j\} \in E, A_{ll} = 1 \text{ and } A_{il} = 0, \text{ for } \{i, l\} \notin E \right\},$$

where A_i denotes the i th column of matrix A .

Example 3 (Link failure (Bernoulli) model) Let $G = (V, E)$ be an arbitrary connected graph on N vertices. With link failures, occurrence of each edge in E is a Bernoulli random variable and occurrences of edges are independent. Due to independence, each subgraph $H = (V, F)$ of G , $F \subseteq E$, is a realizable graph in this model. Also, for any given subgraph H of G , any matrix W with the sparsity pattern of the Laplacian matrix of H and satisfying Assumption 1 is a realizable matrix. Therefore, the set of all realizable matrices in the link failure model is

$$\mathcal{W}^{\text{Link fail.}} = \bigcup_{F \subseteq E} \left\{ A \in \mathbb{R}^{N \times N} : A = A^\top, A_{ij} \geq \delta, \text{ if } \{i, j\} \in F, A_{ij} = 0, \text{ if } \{i, j\} \notin F, A \mathbf{1} = \mathbf{1} \right\}.$$

Supergraph of a collection of graphs and supergraph disconnected collections. For a collection of graphs \mathcal{H} on the same set of vertices V , let $\Gamma(\mathcal{H})$ denote the graph that contains all edges from all graphs in \mathcal{H} . That is, $\Gamma(\mathcal{H})$ is the minimal graph (i.e., the graph with the minimal number of edges) that is a

supergraph of every graph in \mathcal{H} :

$$\Gamma(\mathcal{H}) := (V, \bigcup_{G \in \mathcal{H}} E(G)), \quad (4)$$

where $E(G)$ denotes the set of edges of graph G .

Specifically, we denote by $\Gamma(s, t)$ ³ the random graph that collects the edges from all the graphs G_r that appeared from time $r = t + 1$ to $r = s$, $s > t$, i.e.,

$$\Gamma(s, t) := \Gamma(\{G_s, G_{s-1}, \dots, G_{t+1}\}).$$

Also, for a collection $\mathcal{H} \subseteq \mathcal{G}$ we use $p_{\mathcal{H}}$ to denote the probability that a graph realization G_t belongs to \mathcal{H} :

$$p_{\mathcal{H}} = \sum_{H \in \mathcal{H}} \mathbb{P}(G_t = H). \quad (5)$$

We next define collections of realizable graphs of certain types that will be important in computing the rate in (2).

Definition 4 The collection $\mathcal{H} \subset \mathcal{G}$ is a disconnected collection of \mathcal{G} if its supergraph $\Gamma(\mathcal{H})$ is disconnected.

Thus, a disconnected collection is any collection of realizable graphs such that the union of all of its graphs yields a disconnected graph. We also define the set of all possible disconnected collections of \mathcal{G} :

$$\Pi(\mathcal{G}) = \{\mathcal{H} \subseteq \mathcal{G} : \mathcal{H} \text{ is a disconnected collection on } \mathcal{G}\}. \quad (6)$$

We further refine this set to find the largest possible disconnected collections on \mathcal{G} .

Definition 5 We say that a collection $\mathcal{H} \subset \mathcal{G}$ is a maximal disconnected collection of \mathcal{G} (or, shortly, maximal) if:

- i) $\mathcal{H} \in \Pi(\mathcal{G})$, i.e., \mathcal{H} is a disconnected collection on \mathcal{G} ; and
- ii) for every $G \in \mathcal{G} \setminus \mathcal{H}$, $\Gamma(\mathcal{H} \cup G)$ is connected.

In words, \mathcal{H} is maximal if the graph $\Gamma(\mathcal{H})$ that collects all edges of all graphs in \mathcal{H} is disconnected, but, adding all the edges of any of the remaining graphs (that are not in \mathcal{H}) yields a connected graph. We

³Graph $\Gamma(s, t)$ is associated with the matrix product $W_s \cdots W_{t+1}$ going from time $t+1$ until time $s > t$. The notation $\Gamma(s, t)$ indicates that the product is backwards; see also the definition of the product matrix $\Phi(s, t)$ in Section III.

also define the set of all possible maximal collections of \mathcal{G} :

$$\Pi^*(\mathcal{G}) = \{\mathcal{H} \subseteq \mathcal{G} : \mathcal{H} \text{ is a maximal collection on } \mathcal{G}\}. \quad (7)$$

We remark that $\Pi^*(\mathcal{G}) \subseteq \Pi(\mathcal{G})$. We now illustrate the set of all possible graph realizations \mathcal{G} , and its maximal collections \mathcal{H} with two examples.

Example 6 (Gossip model) If the random matrix process is defined by the gossip algorithm on the full graph on N vertices, then $\mathcal{G} = \{(V, \{i, j\}) : \{i, j\} \in \binom{V}{2}\}$; in words, \mathcal{G} is the set of all possible one-link graphs on N vertices. An example of a maximal collection of \mathcal{G} is

$$\mathcal{G} \setminus \{(V, \{i, j\}) : j = 1, \dots, N, j \neq i\},$$

where i is a fixed vertex, or, in words, the collection of all one-link graphs except of those whose link is adjacent to i . Another example is

$$\mathcal{G} \setminus (\{(V, \{i, k\}) : k = 1, \dots, N, k \neq i, k \neq j\} \cup \{(V, \{j, l\}) : l = 1, \dots, N, l \neq i, l \neq j\}).$$

Example 7 (Toy example) Consider a network of five nodes with the set of realizable graphs $\mathcal{G} = \{G_1, G_2, G_3\}$, where the graphs G_i , $i = 1, 2, 3$ are given in Figure 1. In this model, each realizable graph is a two-link graph, and the supergraph of all the realizable graphs $\Gamma(\{G_1, G_2, G_3\})$ is connected.

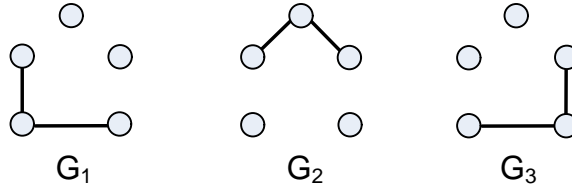


Fig. 1. Example of a five node network with three possible graph realizations, each being a two-link graph

If we scan over the supergraphs $\Gamma(\mathcal{H})$ of all subsets \mathcal{H} of \mathcal{G} , we see that $\Gamma(\{G_1, G_2\})$, $\Gamma(\{G_2, G_3\})$ and $\Gamma(\{G_1, G_2, G_3\})$ are connected, whereas the $\Gamma(\{G_1, G_3\})$, and $\Gamma(G_i) = G_i$, $i = 1, 2, 3$ are disconnected. Therefore, $\Pi(\mathcal{G}) = \{\{G_1\}, \{G_2\}, \{G_3\}, \{G_1, G_3\}\}$ and $\Pi^*(\mathcal{G}) = \{\{G_2\}, \{G_1, G_3\}\}$.

We now observe that, if the graph $\Gamma(s, t)$ that collects all the edges that appeared from time $t + 1$ to time s is disconnected, then all the graphs G_r that appeared from $r = t + 1$ through $r = s$ belong to some maximal collection \mathcal{H} .

Observation 8 If for some s and t , $s > t$, $\Gamma(s, t)$ is disconnected, then there exists a maximal collection $\mathcal{H} \in \Pi^*(\mathcal{G})$, such that $G_r \in \mathcal{H}$, for every r , $t < r \leq s$.

III. EXPONENTIAL RATE FOR CONSENSUS

Denote $\Phi(s, t) := W_s W_{s-1} \cdots W_{t+1}$, and $\tilde{\Phi}(s, t) := \Phi(s, t) - J$, for $s > t \geq 0$. The following Theorem gives the exponential decay rate of the probability $\mathbb{P} \left(\left\| \tilde{\Phi}(k, 0) \right\| \geq \epsilon \right)$.

Theorem 9 Consider the random process $\{W_k : k = 1, 2, \dots\}$ under Assumption 1. Then:

$$\lim_{k \rightarrow \infty} \frac{1}{k} \log \mathbb{P} \left(\left\| \tilde{\Phi}(k, 0) \right\| \geq \epsilon \right) = -I, \quad \forall \epsilon \in (0, 1]$$

where

$$I = \begin{cases} +\infty & \text{if } \Pi^*(\mathcal{G}) = \emptyset \\ |\log p_{\max}| & \text{otherwise} \end{cases},$$

and

$$p_{\max} = \max_{\mathcal{H} \in \Pi^*(\mathcal{G})} p_{\mathcal{H}}$$

is the probability of the most likely maximal disconnected collection.

To prove Theorem 9, we first consider the case when $\Pi^*(\mathcal{G})$ is nonempty, and thus when $p_{\max} > 0$. In this case, we find the rate I by showing the lower and the upper bounds:

$$\liminf_{k \rightarrow \infty} \frac{1}{k} \log \mathbb{P} \left(\left\| \tilde{\Phi}(k, 0) \right\| \geq \epsilon \right) \geq \log p_{\max} \quad (8)$$

$$\limsup_{k \rightarrow \infty} \frac{1}{k} \log \mathbb{P} \left(\left\| \tilde{\Phi}(k, 0) \right\| \geq \epsilon \right) \leq \log p_{\max}. \quad (9)$$

Subsection III-A proves the lower bound (8), and subsection III-B proves the upper bound (9).

A. Proof of the lower bound (8)

We first find the rate for the probability that the network stays disconnected over the interval $1, \dots, k$.

Lemma 10

$$\lim_{k \rightarrow \infty} \frac{1}{k} \log \mathbb{P} (\Gamma(k, 0) \text{ is disconnected}) = \log p_{\max}.$$

Having Lemma 10, the lower bound (8) follows from the following relation:

$$\begin{aligned} \mathbb{P} \left(\left\| \tilde{\Phi}(k, 0) \right\| \geq \epsilon \right) &\geq \mathbb{P} \left(\left\| \tilde{\Phi}(k, 0) \right\| = 1 \right) \\ &= \mathbb{P} (\Gamma(k, 0) \text{ is disconnected}), \end{aligned}$$

that is stated and proven in Lemma 13 further ahead.

Proof of Lemma 10: If all the graph realizations until time k belong to a certain maximal collection \mathcal{H} , by definition of a maximal collection, $\Gamma(k, 0)$ is disconnected with probability 1. Therefore, for any maximal collection \mathcal{H} , the following bound holds:

$$\mathbb{P}(\Gamma(k, 0) \text{ is disconnected}) \geq \mathbb{P}(G_t \in \mathcal{H}, \forall t = 1, \dots, k) = p_{\mathcal{H}}^k.$$

The best bound, over all maximal collections \mathcal{H} , is the one that corresponds to the “most likely” maximal collection:

$$\mathbb{P}(\Gamma(k, 0) \text{ is disconnected}) \geq p_{\max}^k. \quad (10)$$

We will next show that an upper bound with the same rate of decay (equal to p_{\max}) holds for the probability of the network staying disconnected. To show this, we reason as follows: if $\Gamma(k, 0)$ is disconnected, then all the graph realizations until time k , G_1, \dots, G_k , belong to some maximal collection. It follows that

$$\begin{aligned} \mathbb{P}(\Gamma(k, 0) \text{ is disconnected}) &= \mathbb{P}\left(\bigcup_{\mathcal{H} \in \Pi^*(\mathcal{G})} \{G_t \in \mathcal{H}, \text{ for } t = 1, \dots, k\}\right) \\ &\leq \sum_{\mathcal{H} \in \Pi^*(\mathcal{G})} \mathbb{P}(G_t \in \mathcal{H}, \text{ for } t = 1, \dots, k) \\ &= \sum_{\mathcal{H} \in \Pi^*(\mathcal{G})} p_{\mathcal{H}}^k. \end{aligned}$$

Finally, we bound each term in the previous sum by the probability p_{\max} of the most likely maximal collection, and we obtain:

$$\mathbb{P}(\Gamma(k, 0) \text{ is disconnected}) \leq |\Pi^*(\mathcal{G})| p_{\max}^k, \quad (11)$$

where $|\Pi^*(\mathcal{G})|$ is the number of maximal collections on \mathcal{G} .

Combining (10) and (11) we get:

$$p_{\max}^k \leq \mathbb{P}(\Gamma(k, 0) \text{ is disconnected}) \leq |\Pi^*(\mathcal{G})| p_{\max}^k.$$

which implies

$$\lim_{k \rightarrow \infty} \frac{1}{k} \log \mathbb{P}(\Gamma(k, 0) \text{ is disconnected}) = \log p_{\max}.$$

■

B. Proof for the upper bound in (9)

The next lemma relates the products of the weight matrices $\Phi(s, t)$ with the corresponding graph $\Gamma(s, t)$ and is the key point in our analysis. Recall that $\tilde{\Phi}(s, t) := \Phi(s, t) - J$.

Lemma 11 For any realization of matrices $W_r \in \mathcal{W}$, $r = t + 1, \dots, s$, $s > t$:⁴

- 1) if $[\Phi(s, t)]_{ij} > 0$, $i \neq j$, then $[\Phi(s, t)]_{ij} \geq \delta^{s-t}$;
- 2) for $i = 1, \dots, N$ $[\Phi(s, t)]_{ii} \geq \delta^{s-t}$;
- 3) if $[\Phi(s, t)]_{ij} > 0$, $i \neq j$, then $[\Phi(s, t)^\top \Phi(s, t)]_{ij} \geq \delta^{2(s-t)}$;
- 4) $\|\tilde{\Phi}(s, t)\| \leq (1 - \delta^{2(s-t)} \lambda_F(L(\Gamma(s, t))))^{\frac{1}{2}}$,

where $L(G)$ is the Laplacian matrix of the graph G , and $\lambda_F(A)$ is the second smallest eigenvalue (the Fiedler eigenvalue) of a positive semidefinite matrix A .

Proof: Parts 1 and 2 are a consequence of the fact that the positive entries of the weight matrices are bounded below by δ by Assumption 1; for the proofs of 1 and 2, see [38], Lemma 1 a), b). Part 3 follows from parts 1 and 2, by noticing that, for all $\{i, j\}$, $i \neq j$, such that $[\Phi(s, t)]_{ij} > 0$, we have:

$$\begin{aligned} [\Phi(s, t)^\top \Phi(s, t)]_{ij} &= \sum_{l=1}^N [\Phi(s, t)]_{li} [\Phi(s, t)]_{lj} \\ &\geq [\Phi(s, t)]_{ii} [\Phi(s, t)]_{ij} \\ &\geq (\delta^{s-t})^2. \end{aligned}$$

To show part 4, we notice first that $\|\tilde{\Phi}(s, t)\|^2$ is the second largest eigenvalue of $\Phi(s, t)^\top \Phi(s, t)$, and, thus, can be computed as

$$\|\tilde{\Phi}(s, t)\|^2 = \max_{q^\top q = 1, q \perp \mathbf{1}} q^\top \Phi(s, t)^\top \Phi(s, t) q$$

Since $\Phi(s, t)^\top \Phi(s, t)$ is a symmetric stochastic matrix, it can be shown, e.g., [12], that its quadratic form can be written as:

$$\begin{aligned} q^\top \Phi(s, t)^\top \Phi(s, t) q &= q^\top q - \sum_{\{i, j\}} [\Phi(s, t)^\top \Phi(s, t)]_{ij} (q_i - q_j)^2 \\ &\leq 1 - \delta^{2(s-t)} \sum_{\{i, j\}: [\Phi(s, t)^\top \Phi(s, t)]_{ij} > 0} (q_i - q_j)^2. \end{aligned} \quad (12)$$

⁴The statements of the results in subsequent Corollary 12 and Lemma 13 are also in the point-wise sense.

where the last inequality follows from part 3. Further, if the graph $\Gamma(s, t)$ contains some link $\{i, j\}$, then, at some time r , $t < r \leq s$, a realization W_r with $[W_r]_{ij} > 0$ occurs. Since the diagonal entries of all the realizations of the weight matrices are positive (and, in particular, those from time r to time s), the fact that $[W_r]_{ij} > 0$ implies that $[\Phi(s, t)]_{ij} > 0$. This, in turn, implies

$$\{\{i, j\} \in \Gamma(s, t)\} \subseteq \left\{ \{i, j\} : [\Phi(s, t)^\top \Phi(s, t)]_{ij} > 0 \right\}.$$

Using the latter, and the fact that the entries of $\Phi(s, t)^\top \Phi(s, t)$ are non-negative, we can bound the sum in (12) over $\left\{ \{i, j\} : [\Phi(s, t)^\top \Phi(s, t)]_{ij} > 0 \right\}$ by the sum over $\{\{i, j\} \in \Gamma(s, t)\}$ only, yielding

$$q^\top \Phi(s, t)^\top \Phi(s, t) q \leq 1 - \delta^{2(s-t)} \sum_{\{i, j\} \in \Gamma(s, t)} (q_i - q_j)^2.$$

Finally, $\min_{q^\top q=1, q \perp 1} \sum_{\{i, j\} \in \Gamma(s, t)} (q_i - q_j)^2$ is equal to the Fiedler eigenvalue (i.e., the second smallest eigenvalue) of the Laplacian $L(\Gamma(s, t))$. This completes the proof of part 4 and Lemma 11. \blacksquare

We have the following corollary of part 4 of Lemma 11, which, for a fixed interval length $s - t$, and for the case when $\Gamma(s, t)$ is connected, gives a uniform bound for the spectral norm of $\tilde{\Phi}(s, t)$.

Corollary 12 For any s and t , $s > t$, if $\Gamma(s, t)$ is connected, then

$$\left\| \tilde{\Phi}(s, t) \right\| \leq \left(1 - c\delta^{2(s-t)} \right)^{\frac{1}{2}}, \quad (13)$$

where $c = 2(1 - \cos \frac{\pi}{N})$ is the Fiedler value of the path graph on N vertices, i.e., the minimum of $\lambda_F(L(G)) > 0$ over all connected graphs on N vertices [39].

Proof: The claim follows from part 4 of Lemma 11 and from the fact that for connected $\Gamma(s, t)$: $c = \min_{G \text{ is connected}} \lambda_F(L(G)) \leq \lambda_F(L(\Gamma(s, t)))$. \blacksquare

The previous result, as well as part 4 of Lemma 11, imply that, if the graph $\Gamma(s, t)$ is connected, then the spectral norm of $\tilde{\Phi}(s, t)$ is smaller than 1. It turns out that the connectedness of $\Gamma(s, t)$ is not only sufficient, but it is also a necessary condition for $\left\| \tilde{\Phi}(s, t) \right\| < 1$. Lemma 13 explains this.

Lemma 13 For any s and t , $s > t$:

$$\left\| \tilde{\Phi}(s, t) \right\| < 1 \Leftrightarrow \Gamma(s, t) \text{ is connected.}$$

Proof: We first show the *if* part. Suppose $\Gamma(s, t)$ is connected. Then, $\lambda_F(L(\Gamma(s, t))) > 0$ and the claim follows by part 4 of Lemma 11. We prove the *only if* part by proving the following equivalent

statement:

$$\Gamma(s, t) \text{ is not connected} \Rightarrow \|\tilde{\Phi}(s, t)\| = 1.$$

To this end, suppose that $\Gamma(s, t)$ is not connected and, without loss of generality, suppose that $\Gamma(s, t)$ has two components C_1 and C_2 . Then, for $i \in C_1$ and $j \in C_2$, $\{i, j\} \notin \Gamma(s, t)$, and, consequently, $\{i, j\} \notin G_r$, for all r , $t < r \leq s$. By definition of G_r , this implies that the i, j -th entry in the corresponding weight matrix is equal to zero, i.e.,

$$\forall r, t < r \leq s : [W_r]_{ij} = 0, \forall \{i, j\} \text{ s.t. } i \in C_1, j \in C_2.$$

Thus, every matrix realization W_r from time $r = t + 1$ to time $r = s$ has a block diagonal form (up to a symmetric permutation of rows and columns)

$$W_r = \begin{bmatrix} [W_r]_{C_1} & 0 \\ 0 & [W_r]_{C_2} \end{bmatrix},$$

where $[W_r]_{C_1}$ is the block of W_r corresponding to the nodes in C_1 , and similarly for $[W_r]_{C_2}$. This implies that $\Phi(s, t)$ will have the same block diagonal form, which, in turn, proves that $\|\tilde{\Phi}(s, t)\| = 1$.

This completes the proof of the only if part and the proof of Lemma 13. ■

We next define the sequence of stopping times T_i , $i = 1, 2, \dots$ by:

$$T_i = \min\{t \geq T_{i-1} + 1 : \Gamma(t, T_{i-1}) \text{ is connected}\}, \text{ for } i \geq 1, \quad (14)$$

$$T_0 = 0.$$

The sequence $\{T_i\}_{i \geq 1}$ defines the times when the network becomes connected, and, equivalently, when the averaging process makes an improvement (i.e., when the spectral radius of $\tilde{\Phi}$ drops below 1).

For fixed time $k \geq 1$, let M_k denote the number of improvements until time k :

$$M_k = \max\{i \geq 0 : T_i \leq k\}. \quad (15)$$

We now explain how, at any given time k , we can use the knowledge of M_k to bound the norm of the “error” matrix $\tilde{\Phi}(k, 0)$. Suppose that $M_k = m$. If we knew the locations of all the improvements until time k , $T_i = t_i$, $i = 1, \dots, m$ then, using eq. (13), we could bound the norm of $\tilde{\Phi}(k, 0)$. Intuitively, since for fixed k and fixed m the number of allocations of T_i 's is finite, there will exist the one which yields the worst bound on $\|\tilde{\Phi}(k, 0)\|$. It turns out that the worst case allocation is the one with equidistant improvements, thus allowing for deriving a bound on $\|\tilde{\Phi}(k, 0)\|$ only in terms of M_k . This result is given

in Lemma 14.

Lemma 14 For any realization of W_1, W_2, \dots, W_k and $k = 1, 2, \dots$ the following holds:

$$\left\| \tilde{\Phi}(k, 0) \right\| \leq \left(1 - c\delta^{2\frac{k}{M_k}} \right)^{\frac{M_k}{2}}. \quad (16)$$

Proof: Suppose $M_k = m$ and $T_1 = t_1, T_2 = t_2, \dots, T_m = t_m \leq k$ ($T_i > k$, for $i > m$, because $M_k = m$). Then, by Corollary 12, for $i = 1, \dots, m$, we have $\left\| \tilde{\Phi}(t_i, t_{i-1}) \right\| \leq \left(1 - c\delta^{2(t_i - t_{i-1})} \right)^{\frac{1}{2}}$. Combining this with submultiplicativity of the spectral norm, we get:

$$\begin{aligned} \left\| \tilde{\Phi}(k, 0) \right\| &= \left\| \tilde{\Phi}(k, t_m) \tilde{\Phi}(t_m, t_{m-1}) \cdots \tilde{\Phi}(t_1, 0) \right\| \\ &\leq \left\| \tilde{\Phi}(k, t_m) \right\| \left\| \tilde{\Phi}(t_m, t_{m-1}) \right\| \cdots \left\| \tilde{\Phi}(t_1, 0) \right\| \\ &\leq \prod_{i=1}^m \left(1 - c\delta^{2(t_i - t_{i-1})} \right)^{\frac{1}{2}}. \end{aligned} \quad (17)$$

To show (16), we find the worst case of t_i 's, $i = 1, \dots, m$ by solving the following problem:

$$\begin{aligned} \max_{\{\sum_{i=1}^m \Delta_i \leq k, \Delta_i \geq 1\}} \prod_{i=1}^m (1 - c\delta^{2\Delta_i}) &= \max_{\{\sum_{i=1}^m \beta_i \leq 1, \beta_i \in \{\frac{1}{k}, \frac{2}{k}, \dots, 1\}\}} \prod_{i=1}^m (1 - c\delta^{2\beta_i k}) \\ &\leq \max_{\{\sum_{i=1}^m \beta_i \leq 1, \beta_i \geq 0\}} \prod_{i=1}^m (1 - c\delta^{2\beta_i k}) \end{aligned} \quad (18)$$

(here Δ_i should be thought of as $t_i - t_{i-1}$). Taking the log of the cost function, we get a convex problem equivalent to the original one (it can be shown that the cost function is concave). The maximum is achieved for $\beta_i = \frac{1}{m}$, $i = 1, \dots, m$. This completes the proof of Lemma 14. \blacksquare

Lemma 14 provides a bound on the norm of the ‘‘error’’ matrix $\tilde{\Phi}(k, 0)$ in terms of the number of improvements M_k up to time k . Intuitively, if M_k is high enough relative to k , then the norm of $\tilde{\Phi}(k, 0)$ cannot stay above ϵ as k increases (to see this, just take $M_k = k$ in eq. (16)). We show that this is indeed true for all random sequences G_1, G_2, \dots for which $M_k = \alpha k$ or higher, for any choice of $\alpha \in (0, 1]$; this result is stated in Lemma 15, part 1. On the other hand, if the number of improvements is less than αk , then there are at least $k - \alpha k$ available slots in the graph sequence in which the graphs from the maximal collection can appear. This yields, in a crude approximation, the probability of $p_{\max}^{k - \alpha k}$ for the event $M_k \leq \alpha k$; part 1 of Lemma 15 gives the exact bound on this probability in terms of α . We next state Lemma 15.

Lemma 15 Consider the sequence of events $\{M_k \geq \alpha k\}$, where $\alpha \in (0, 1]$, $k = 1, 2, \dots$. For every $\alpha, \epsilon \in (0, 1]$:

1) There exists sufficiently large $k_0 = k_0(\alpha, \epsilon)$ such that

$$\mathbb{P} \left(\left\| \tilde{\Phi}(k, 0) \right\| \geq \epsilon, M_k \geq \alpha k \right) = 0, \quad \forall k \geq k_0(\alpha, \epsilon) \quad (19)$$

2)

$$\limsup_{k \rightarrow \infty} \frac{1}{k} \log \mathbb{P} \left(\left\| \tilde{\Phi}(k, 0) \right\| \geq \epsilon, M_k < \alpha k \right) \leq -\alpha \log \alpha + \alpha \log |\Pi^*(\mathcal{G})| + (1 - \alpha) \log p_{\max}. \quad (20)$$

Proof: To prove 1, we first note that, by Lemma 14 we have:

$$\left\{ \left\| \tilde{\Phi}(k, 0) \right\| \geq \epsilon \right\} \subseteq \left\{ \left(1 - c\delta^{2\frac{k}{M_k}} \right)^{\frac{M_k}{2}} \geq \epsilon \right\}. \quad (21)$$

This gives for fixed α, ϵ :

$$\begin{aligned} \mathbb{P} \left(\left\| \tilde{\Phi}(k, 0) \right\| \geq \epsilon, M_k \geq \alpha k \right) &\leq \mathbb{P} \left(\left(1 - c\delta^{2\frac{k}{M_k}} \right)^{\frac{M_k}{2}} \geq \epsilon, M_k \geq \alpha k \right) \\ &= \sum_{m=\lceil \alpha k \rceil}^k \mathbb{P} \left(\left(1 - c\delta^{2\frac{k}{M_k}} \right)^{\frac{M_k}{2}} \geq \epsilon, M_k = m \right) \\ &= \sum_{m=\lceil \alpha k \rceil}^k \mathbb{P} \left(g(k, m) \geq \frac{\log \epsilon}{k}, M_k = m \right), \end{aligned} \quad (22)$$

where $g(k, m) := \frac{m}{2k} \log \left(1 - c\delta^{2\frac{k}{m}} \right)$, for $m > 0$, and $\lceil x \rceil$ denotes the smallest integer not less than x .

For fixed k , each of the probabilities in the sum above is equal to 0 for those m such that $g(k, m) < \frac{\log \epsilon}{k}$.

This yields:

$$\sum_{m=\lceil \alpha k \rceil}^k \mathbb{P} \left(g(k, m) \geq \frac{\log \epsilon}{k}, M_k = m \right) \leq \sum_{m=\lceil \alpha k \rceil}^k s(k, m), \quad (23)$$

where $s(k, m)$ is the switch function defined by:

$$s(k, m) := \begin{cases} 0, & \text{if } g(k, m) < \frac{\log \epsilon}{k} \\ 1, & \text{otherwise} \end{cases}$$

Also, as $g(k, \cdot)$ is, for fixed k , decreasing in m , it follows that $s(k, m) \leq s(k, \alpha k)$ for $m \geq \alpha k$. Combining this with eqs. (22) and (23), we get:

$$\mathbb{P} \left(\left\| \tilde{\Phi}(k, 0) \right\| \geq \epsilon, M_k \geq \alpha k \right) \leq (k - \lceil \alpha k \rceil + 1) s(k, \alpha k).$$

We now show that $s(k, \alpha k)$ will eventually become 0, as k increases, which would yield part 1 of Lemma 15. To show this, we observe that g has a constant negative value at $(k, \alpha k)$:

$$g(k, \alpha k) = \frac{\alpha}{2} \log \left(1 - c\delta^{\frac{2}{\alpha}} \right).$$

Since $\frac{1}{k} \log \epsilon \rightarrow 0$, as $k \rightarrow \infty$, there exists $k_0 = k_0(\alpha, \epsilon)$ such that $g(k, \alpha k) < \frac{1}{k} \log \epsilon$, for every $k \geq k_0$. Thus, $s(k, \alpha k) = 0$ for every $k \geq k_0$. This completes the proof of part 1.

To prove part 2, we observe that

$$\mathbb{P} \left(\left\| \tilde{\Phi}(k, 0) \right\| \geq \epsilon, M_k < \alpha k \right) \leq \mathbb{P}(M_k < \alpha k) = \sum_{m=0}^{\lceil \alpha k \rceil - 1} \mathbb{P}(M_k = m). \quad (24)$$

Recalling the definition of M_k , we have $\{M_k = m\} = \{T_m \leq k, T_{m+1} > k\}$, for $m \geq 0$; this, by further considering all possible realizations of T_i , $i \leq m$, yields

$$\mathbb{P}(M_k = m) = \sum_{1 \leq t_1 \leq \dots \leq t_m \leq k} \mathbb{P}(T_i = t_i, \text{ for } 1 \leq i \leq m, T_{m+1} > k), \quad (25)$$

where the summation is over all possible realizations $T_i = t_i$, $i = 1, \dots, m$. Next, we remark that, by definition of stopping times T_i , supergraph $\Gamma(T_i - 1, T_{i-1})$ is disconnected with probability 1, for $i \leq m$ (T_i is defined as the first time t after time T_{i-1} when the supergraph $\Gamma(t, T_{i-1})$ becomes connected); similarly, if $T_{m+1} > k$, then $\Gamma(k, T_m)$ is disconnected. Fixing the realizations $T_i = t_i$, $i \leq m$, this implies

$$\begin{aligned} \mathbb{P}(T_i = t_i, \text{ for } i \leq m, T_{m+1} > k) &\leq \mathbb{P}(\Gamma(t_i - 1, t_{i-1}) \text{ is disconnected, for } i \leq m + 1) \\ &= \prod_{i=1}^{m+1} \mathbb{P}(\Gamma(t_i - 1, t_{i-1}) \text{ is disconnected}) \end{aligned} \quad (26)$$

where $t_{m+1} := k + 1$ and the equality follows by the independence of the graph realizations. Recalling Observation 8 and the definition of p_{\max} , we further have, for $i \leq m + 1$,

$$\mathbb{P}(\Gamma(t_i - 1, t_{i-1}) \text{ is disconnected}) = \mathbb{P} \left(\bigcup_{\mathcal{H} \in \Pi^*(\mathcal{G})} \{G_t \in \mathcal{H}, t_{i-1} < t < t_i\} \right) \leq |\Pi^*(\mathcal{G})| p_{\max}^{t_i - t_{i-1} - 1}$$

which, combined with (26), yields:

$$\mathbb{P}(T_i = t_i, \text{ for } i \leq m, T_{m+1} > k) \leq |\Pi^*(\mathcal{G})|^{m+1} p_{\max}^{k-m}. \quad (27)$$

The bound in (27) holds for any realization $T_i = t_i$, $1 \leq t_1 \leq \dots \leq t_m \leq k$, of the first m stopping times. Since the number of these realizations is $\binom{k}{m} \leq \left(\frac{ke}{m}\right)^m$ (see eq. (25)), we obtain the following

bound for the probability of the event $M_k = m$, where $m \leq \lceil \alpha k \rceil - 1$:

$$\mathbb{P}(M_k = m) \leq \left(\frac{ke}{m}\right)^m |\Pi^*(\mathcal{G})|^{m+1} p_{\max}^{k-m}. \quad (28)$$

Finally, as function $h(m) := \left(\frac{ke}{m}\right)^m |\Pi^*(\mathcal{G})|^{m+1} p_{\max}^{k-m}$, that upper bounds the probability of the event $M_k = m$, is increasing for $m \leq k$, combining (24) and (28), we get

$$\mathbb{P}\left(\left\|\tilde{\Phi}(k, 0)\right\| \geq \epsilon, M_k < \alpha k\right) \leq \sum_{m=0}^{\lceil \alpha k \rceil - 1} h(m) \leq \lceil \alpha k \rceil \left(\frac{ke}{\lceil \alpha k \rceil - 1}\right)^{\lceil \alpha k \rceil - 1} |\Pi^*(\mathcal{G})|^{\lceil \alpha k \rceil} p_{\max}^{k - (\lceil \alpha k \rceil - 1)}. \quad (29)$$

Taking the log and dividing by k , and taking the $\limsup_{k \rightarrow \infty}$ yields part 2 of Lemma 15:

$$\limsup_{k \rightarrow \infty} \frac{1}{k} \log \mathbb{P}\left(\left\|\tilde{\Phi}(k, 0)\right\| \geq \epsilon, M_k < \alpha k\right) \leq \alpha \log \frac{e}{\alpha} + \alpha \log |\Pi^*(\mathcal{G})| + (1 - \alpha) \log p_{\max}. \quad (30)$$

■

To complete the proof of the upper bound (9), it remains to observe the following:

$$\begin{aligned} \mathbb{P}\left(\left\|\tilde{\Phi}(k, 0)\right\| \geq \epsilon\right) &= \mathbb{P}\left(\left\|\tilde{\Phi}(k, 0)\right\| \geq \epsilon, M_k < \alpha k\right) + \mathbb{P}\left(\left\|\tilde{\Phi}(k, 0)\right\| \geq \epsilon, M_k \geq \alpha k\right) \\ &= \mathbb{P}\left(\left\|\tilde{\Phi}(k, 0)\right\| \geq \epsilon, M_k < \alpha k\right), \text{ for } k \geq k_0(\alpha, \epsilon), \end{aligned}$$

where the last equality follows by part 1 of Lemma 15. Thus,

$$\begin{aligned} \limsup_{k \rightarrow \infty} \frac{1}{k} \log \mathbb{P}\left(\left\|\tilde{\Phi}(k, 0)\right\| \geq \epsilon\right) &= \limsup_{k \rightarrow \infty} \frac{1}{k} \log \mathbb{P}\left(\left\|\tilde{\Phi}(k, 0)\right\| \geq \epsilon, M_k < \alpha k\right) \\ &\leq -\alpha \log \alpha + \alpha \log |\Pi^*(\mathcal{G})| + (1 - \alpha) \log p_{\max}. \end{aligned} \quad (31)$$

Since, by part 2 of Lemma 15, inequality (31) holds for every $\alpha \in (0, 1]$, taking the $\inf_{\alpha \in (0, 1]}$ yields the upper bound (9). This completes the proof of Theorem 9 for the case when $\Pi^*(\mathcal{G})$ is nonempty. We now consider the case when $\Pi^*(\mathcal{G}) = \emptyset$. In this case each realization of G_t is connected (otherwise, $\Pi(\mathcal{G})$ would contain at least this disconnected realization). Applying Corollary 12 to successive graph realizations (i.e., for $s = t + 1$) we get that

$$\left\|\tilde{\Phi}(k, 0)\right\| \leq (1 - c\delta^2)^{\frac{k}{2}}.$$

For any $\epsilon > 0$, there will exist $k_1 = k_1(\epsilon)$ such that the right hand side is smaller than ϵ for all $k \geq k_1$. This implies that, for any $k \geq k_1$, the norm $\left\|\tilde{\Phi}(k, 0)\right\|$ is smaller than ϵ with probability 1, thus yielding the rate $I = \infty$ in Theorem 9 for the case when $\Pi^*(\mathcal{G}) = \emptyset$. This completes the proof of Theorem 9.

IV. COMPUTATION OF THE EXPONENTIAL RATE OF CONSENSUS VIA MIN-CUT: GOSSIP AND LINK FAILURE MODELS

Motivated by the applications of averaging in sensor networks and distributed dynamical systems, we consider two frequently used types of random averaging models: gossip and link failure models. For a generic graph $G = (V, E)$, we show that p_{\max} for both models can be found by solving an instance of a min-cut problem over the same graph G . The corresponding link costs are simple functions of the link occurrence probabilities. In this section, we detail the relation between the min-cut problem and computation of p_{\max} .

We now state Lemma 16 on the computation of p_{\max} that holds for the general random graph process that later will help us to calculate p_{\max} for the gossip and link failure models. Lemma 16 assures that p_{\max} can be found by relaxing the search space from $\Pi^*(\mathcal{G})$ – the set of maximally disconnected collections, to $\Pi(\mathcal{G})$ – the set of all disconnected collections.

Lemma 16

$$p_{\max} = \max_{\mathcal{H} \in \Pi(\mathcal{G})} p_{\mathcal{H}} \quad (32)$$

Proof: Since $\Pi^*(\mathcal{G}) \subseteq \Pi(\mathcal{G})$, to show (32) it suffices to show that for any $\mathcal{H} \in \Pi(\mathcal{G})$ there exists $\mathcal{H}' \in \Pi^*(\mathcal{G})$ such that $p_{\mathcal{H}'} \geq p_{\mathcal{H}}$. To this end, pick arbitrary $\mathcal{H} \in \Pi(\mathcal{G})$ and recall Observation 8. Then, there exists $\mathcal{H}' \in \Pi^*(\mathcal{G})$ such $\mathcal{H} \subseteq \mathcal{H}'$, which implies that

$$p_{\mathcal{H}} = \sum_{G \in \mathcal{H}} \mathbb{P}(G_t = G) \leq \sum_{G \in \mathcal{H}'} \mathbb{P}(G_t = G) = p_{\mathcal{H}'}$$

and proves (32). ■

Before calculating the rate I for gossip and link failure models, we explain the minimum cut (min-cut) problem.

Minimum cut (min-cut) problem. Given an undirected weighted graph $G = (V, E, C)$ where V is the set of N nodes, E is the set of edges, and $C = [c_{ij}]$ is the $N \times N$ matrix of the edge nonnegative costs; by convention, we set $c_{ii} = 0$, for all i , and $c_{ij} = 0$, for $\{i, j\} \notin E$. The min-cut problem is to find the sub-set of edges E' such that $G' = (V, E \setminus E')$ is disconnected and the sum $\sum_{\{i, j\} \in E'} c_{ij}$ is the minimal possible; we denote this minimal value, also referred to as the connectivity, by $\text{mincut}(V, E, C)$. The min-cut problem is easy to solve, and there exist efficient algorithms to solve it, e.g., [40], [8].

A. Gossip model

Consider the network of N nodes, collected in the set V and with the set $E \subseteq \binom{V}{2}$ defining communication links between the nodes, such that if $\{i, j\} \in E$ then nodes $i, j \in V$ can communicate. In

the gossip algorithm, only one link $\{i, j\} \in E$ is active at a time. Let p_{ij} be the probability of occurrence of link $\{i, j\} \in E$:

$$p_{ij} = \mathbb{P}(G_t = (V, \{i, j\})). \quad (33)$$

We note that $\sum_{\{i, j\} \in E} p_{ij} = 1$.

Lemma 17 Consider a gossip model on a graph $G = (V, E)$ with link probabilities p_{ij} , $\{i, j\} \in E$. Construct a mincut problem instance with the graph G and the cost assigned to link $\{i, j\}$ equal p_{ij} . Then:

$$p_{\max}^{\text{Gossip}}(V, E, P) = 1 - \text{mincut}(V, E, P) \quad (34)$$

$$I^{\text{Gossip}}(V, E, P) = -\log(1 - \text{mincut}(V, E, P)), \quad (35)$$

where P is the symmetric matrix that collects link occurrence probabilities, $P_{ij} = p_{ij}$, $\{i, j\} \in E$, $P_{ii} = 0$, for $i = 1, \dots, N$ and $P_{ij} = 0$, $\{i, j\} \notin E$.

Proof: For the gossip model, the set of all possible graph realizations $\mathcal{G}^{\text{Gossip}}$ is the set of all one-link subgraphs of (V, E) :

$$\mathcal{G}^{\text{Gossip}} = \{(V, \{i, j\}) : \{i, j\} \in E\}. \quad (36)$$

Also, there is a one to one correspondence between the set of collections of realizable graphs and the set of subgraphs of G : a collection $\mathcal{H} \subseteq \mathcal{G}$ corresponds to the subgraph H of G if and only if $H = \Gamma(\mathcal{H})$. Thus, if we assign to each link in G a cost equal to p_{ij} , then searching over the set $\Pi(\mathcal{G})$ of all disconnected collections to find the most likely one is equivalent to searching over all disconnected subgraphs of G with the maximal total cost:

$$\begin{aligned} p_{\max}^{\text{Gossip}} &= \max_{\mathcal{H} \in \Pi(\mathcal{G})} p_{\mathcal{H}} \\ &= \max_{E' \subseteq E, (V, E') \text{ is disc.}} \sum_{\{i, j\} \in E'} p_{ij}. \end{aligned} \quad (37)$$

Using the fact that $\sum_{\{i, j\} \in E} p_{ij} = 1$, eq. (37) can be written as:

$$\max_{E' \subseteq E, (V, E') \text{ is disc.}} \sum_{\{i, j\} \in E'} p_{ij} = \max_{F \subseteq E, (V, E \setminus F) \text{ is disc.}} 1 - \sum_{\{i, j\} \in F} p_{ij} \quad (38)$$

$$= 1 - \min_{F \subseteq E, (V, E \setminus F) \text{ is disc.}} \sum_{\{i, j\} \in F} p_{ij}. \quad (39)$$

The minimization problem in the last equation is the min-cut problem $\text{mincut}(V, E, P)$. ■

Gossip on a regular network. We now consider a special case of the uniform gossip model on a connected regular graph with degree d , $d = 2, \dots, N - 1$, and the uniform link occurrence probability $p := p_{ij} = \frac{2}{Nd}$. It can be easily seen that the value of the min-cut is p times the minimal number of edges that disconnects the graph, which equals $pd = 2/N$; this corresponds to cutting all the edges of a fixed node, i.e., isolating a fixed node. Hence,

$$p_{\max} = \mathbb{P}(\text{node } i \text{ is isolated}) = 1 - 2/N$$

$$I = -\log(1 - 2/N).$$

Note that the asymptotic rate I is determined by the probability that a fixed node is isolated; and the rate I does not depend on the degree d .

B. Link failure model

Similarly as with the gossip model, we introduce a graph $G = (V, E)$ to model the communication links between the nodes. In contrast with the gossip model, the link failure model assumes that each feasible link $\{i, j\} \in E$ occurs independently from all the others links in the network. Let again p_{ij} denote the probability of occurrence of link $\{i, j\} \in E$. (Remark that, due to the independence assumption, we now do not have any condition on the link occurrence probabilities p_{ij} .)

Lemma 18 Consider a link failure model on a graph $G = (V, E)$ with link probabilities p_{ij} , $\{i, j\} \in E$. Construct a mincut problem instance with the graph G and the cost of link $\{i, j\}$ equal to $-\log(1 - p_{ij})$. Then:

$$p_{\max}^{\text{Link fail.}}(V, E, P) = e^{-\text{mincut}(V, E, -\log(1-P))} \quad (40)$$

$$I^{\text{Link fail.}}(V, E, P) = \text{mincut}(V, E, -\log(1 - P)), \quad (41)$$

where P is the symmetric matrix that collects the link occurrence probabilities, $P_{ij} = p_{ij}$, $\{i, j\} \in E$, $P_{ii} = 0$, for $i = 1, \dots, N$ and $P_{ij} = 0$, $\{i, j\} \notin E$ and $\log X$ denotes the entry wise logarithm of a matrix X .

Proof: Since the links occur independently, any subgraph $H = (V, E')$ of G can occur at a given time, therefore yielding that the collection of realizable graphs $\mathcal{G}^{\text{Link fail.}}$ is the collection of all subgraphs of G :

$$\mathcal{G}^{\text{Link fail.}} = \{(V, E') : E' \in 2^E\}; \quad (42)$$

here 2^E denotes the power set of E , i.e., the collection of all possible subsets of the set of feasible links E .

This implies that for any fixed set $F \subseteq E$ of edges that disconnect $G = (V, E)$ we can find a disconnected collection $\mathcal{H} \subseteq \mathcal{G}$ such that $\Gamma(\mathcal{H}) = (V, E \setminus F)$ (recall that $\Gamma(\mathcal{H})$ is the minimal supergraph of all the graphs contained in \mathcal{H}). On the other hand, any disconnected collection will map by Γ to one disconnected subgraph of G . Therefore, in order to find $p_{\max}^{\text{Link fail.}}$ we can split the search over disconnected collections \mathcal{H} as follows:

$$\begin{aligned} p_{\max}^{\text{Link fail.}} &= \max_{\mathcal{H} \subseteq \mathcal{G} \text{ } \Gamma(\mathcal{H}) \text{ is disc.}} p_{\mathcal{H}} \\ &= \max_{F \subseteq E, F \text{ disconnects } (V, E)} \max_{\mathcal{H} \subseteq \mathcal{G} \text{ } \Gamma(\mathcal{H}) = (V, E \setminus F)} p_{\mathcal{H}}. \end{aligned} \quad (43)$$

Next, we fix a disconnecting set of edges $F \subseteq E$ and consider all $\mathcal{H} \subseteq \mathcal{G}$ such that $\Gamma(\mathcal{H}) = (V, E \setminus F)$. We claim that, among all such collections, the one with maximal probability is $\mathcal{H}_F := \{(V, E') : E' \subseteq E \setminus F\}$.

To show this, we observe that if $H = (V, E') \in \mathcal{H}$, then $E' \cap F = \emptyset$, thus implying:

$$p_{\mathcal{H}} = \sum_{H \in \mathcal{H}} P(G_t = H) \leq \sum_{H=(V, E') : E' \subseteq E \setminus F} P(G_t = H) = p_{\mathcal{H}_F}.$$

Therefore, the expression in (43) simplifies to:

$$\max_{F \subseteq E, F \text{ disconnects } G=(V, E)} p_{\mathcal{H}_F}.$$

We next compute $p_{\mathcal{H}_F}$ for given $F \subseteq E$:

$$\begin{aligned} p_{\mathcal{H}_F} &= \mathbb{P}(E(G_t) \cap F = \emptyset) \\ &= \mathbb{P}(\{i, j\} \notin E(G_t), \text{ for all } \{i, j\} \in F) \\ &= \prod_{\{i, j\} \in F} (1 - p_{ij}), \end{aligned}$$

where the last equality follows by the independence assumption on the link occurrence probabilities. This implies that $p_{\max}^{\text{Link fail.}}$ can be computed by

$$\begin{aligned} p_{\max}^{\text{Link fail.}} &= \max_{F \subseteq E, F \text{ disconnects } G=(V, E)} \prod_{\{i, j\} \in F} (1 - p_{ij}) \\ &= e^{-\min_{F \subseteq E, F \text{ disconnects } (V, E)} \sum_{\{i, j\} \in F} -\log(1 - p_{ij})} \\ &= e^{-\min_{F \subseteq E, F \text{ disconnects } (V, E)} -\text{mincut}(V, E, -\log(1 - P))}. \end{aligned}$$

■
Regular graph and uniform link failures. We now consider the special case when the underlying graph is a connected regular graph with degree d , $d = 2, \dots, N-1$, and the uniform link occurrence probabilities $p_{ij} = p$. It is easy to see that p_{\max} and I simplify to:

$$p_{\max} = \mathbb{P}(\text{node } i \text{ is isolated}) = (1 - p)^d$$

$$I = -d \log(1 - p).$$

V. APPLICATION: OPTIMAL POWER ALLOCATION FOR DISTRIBUTED DETECTION

We now demonstrate the usefulness of our Theorem 9 by applying it to consensus+innovations distributed detection in [24], [23] over networks with symmetric fading links. We summarize the results in the current section. We first show that the asymptotic performance (exponential decay rate of the error probability) of distributed detection explicitly depends on the rate of consensus $|\log p_{\max}|$. Further, we note that $|\log p_{\max}|$ is a function of the link fading (failure) probabilities, and, consequently, of the sensors' transmission power. We exploit this fact to formulate the optimization problem of minimizing the transmission power subject to a lower bound on the guaranteed detection performance; the latter translates into the requirement that $|\log p_{\max}|$ exceeds a threshold. We show that the corresponding optimization problem is convex. Finally, we illustrate by simulation the significant gains of the optimal transmission power allocation over the uniform transmission power allocation.

A. Consensus+innovations distributed detection

Detection problem. We now briefly explain the distributed detection problem that we consider. We consider a network of N sensors that cooperate to detect an event of interest, i.e., face a binary hypothesis test H_1 versus H_0 . Each sensor i , at each time step t , $t = 1, 2, \dots$, performs a measurement $Y_i(t)$. We assume that the measurements are *i.i.d.*, both in time and across sensors, where under hypothesis H_l , $Y_i(t)$ has the density function f_l , $l = 0, 1$, for $i = 1, \dots, N$ and $t = 1, 2, \dots$

Consensus+innovations distributed detector. To resolve between the two hypothesis, each sensor i maintains over time k its local decision variable $x_{i,k}$ and compares it with a threshold; if $x_{i,k} > 0$, sensor i accepts H_1 ; otherwise, it accepts H_0 . Sensor i updates its decision variable $x_{i,k}$ by exchanging the decision variable locally with its neighbors, by computing the weighted average of its own and the neighbors'

variables, and by incorporating its new measurement through a log-likelihood ratio $L_{i,k} = \log \frac{f_1(Y_{i,k})}{f_0(Y_{i,k})}$:

$$x_{i,k} = \sum_{j \in O_{i,k}} W_{ij,k} \left(\frac{k-1}{k} x_{j,k-1} + \frac{1}{k} L_{j,k} \right), \quad k = 1, 2, \dots, x_{i,0} = 0. \quad (44)$$

Here $O_{i,k}$ is the (random) neighborhood of sensor i at time k (including i), and $W_{ij,k}$ is the (random) averaging weight that sensor i assigns to sensor j at time k .

Let $x_k = (x_{1,k}, x_{2,k}, \dots, x_{N,k})^\top$ and $L_k = (L_{1,k}, \dots, L_{N,k})^\top$. Also, collect the averaging weights $W_{ij,k}$ in the $N \times N$ matrix W_k , where, clearly, $W_{ij,k} = 0$ if the sensors i and j do not communicate at time step k . Then, using the definition of $\Phi(k, t)$ at the beginning of Section III, writing (44) in matrix form, and unwinding the recursion, we get:

$$x_k = \frac{1}{k} \sum_{t=1}^k \Phi(k, t-1) L_t, \quad k = 1, 2, \dots \quad (45)$$

Equation (45) shows the significance of the matrices $\Phi(k, t)$ to the distributed detection performance, and, in particular, on the significance of how much the matrices $\Phi(k, t)$ are close to J . Indeed, when $\Phi(k, t) = J$, the contribution of L_t to $x_{i,k}$ is $[\Phi(k, t) L_t]_i = \frac{1}{N} \sum_{i=1}^N L_{i,t}$, and hence sensor i effectively uses the local likelihood ratios of all the sensors. In the other extreme, when $\Phi(k, t) = I$, $[\Phi(k, t) L_t]_i = L_{i,t}$, and hence sensor i effectively uses only its own likelihood ratio. In fact, it can be shown that, when I exceeds a certain threshold, then the asymptotic performance (the exponential decay rate of the error probability) at each sensor i is optimal, i.e., equal to the exponential decay rate of the best centralized detector. Specifically, the optimality threshold depends on the sensor observations distributions f_1 and f_0 and is given by⁵ (see also Figure 2):

$$I \geq I^*(f_1, f_0, N). \quad (46)$$

Remark. Reference [24] derives a sufficient condition for the asymptotic optimality in terms of $\lambda_2(\mathbb{E}[W_k^2])$ in the form: $|\log \lambda_2(\mathbb{E}[W_k^2])| \geq I^*(f_1, f_0, N)$, based on the inequality $\limsup_{k \rightarrow \infty} \frac{1}{k} \log \mathbb{P}(\tilde{\Phi}(k, 0) > \epsilon) \leq \log \lambda_2(\mathbb{E}[W_k^2])$; this inequality holds for arbitrary i.i.d. averaging models and it does not require the assumption that the positive entries of W_k are bounded away from zero. The sufficient condition $|\log \lambda_2(\mathbb{E}[W_k^2])| \geq I^*(f_1, f_0, N)$ is hence readily improved by replacing the upper bound $\log \lambda_2(\mathbb{E}[W_k^2])$ with the exact limit $-I$, whenever the matrix process satisfies Assumption 1.

⁵See [24] for the precise expression of the threshold.

B. Optimal transmission power allocation

Equation (46) says that there is a sufficient rate of consensus I^* such that the distributed detector is asymptotically optimal; a further increase of I above I^* does not improve the exponential decay rate of the error probability. Also, as we have shown in subsection IV-B, the rate of consensus I is a function of the link occurrence probabilities, which are further dependent on the sensors' transmission power. In summary, (46) suggests that there is a sufficient (minimal required) transmission power that achieves detection with the optimal exponential decay rate. This discussion motivates us to formulate the optimal power allocation problem of minimizing the total transmission power per time k subject to the optimality condition $I \geq I^*$. Before presenting the optimization problem, we detail the inter-sensor communication model.

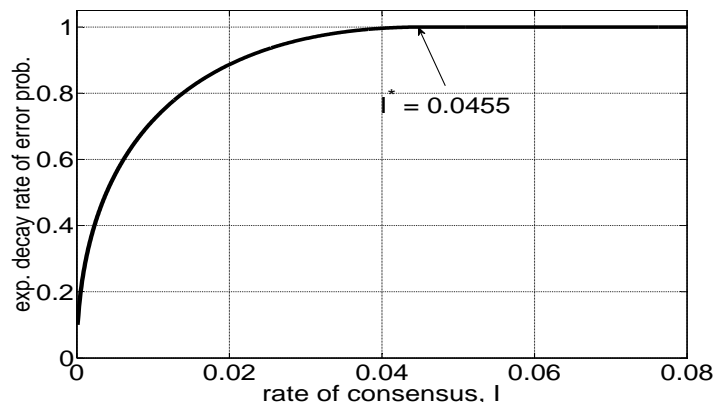


Fig. 2. Lower bound on the exponential decay rate of the maximal error probability across sensors versus the rate of consensus I for Gaussian sensor observations $f_1 \sim \mathcal{N}(m, \sigma^2)$ and $f_0 \sim \mathcal{N}(0, \sigma^2)$.

Inter-sensor communication model. We adopt a symmetric Rayleigh fading channel model, a model similar to the one proposed in [41] (reference [41] assumes asymmetric channels). At time k , sensor j receives from sensor i :

$$y_{ij,k} = g_{ij,k} \sqrt{\frac{S_{ij}}{d_{ij}^\alpha}} x_{i,k} + n_{ij,k},$$

where S_{ij} is the transmission power that sensor i uses for transmission to sensor j , $g_{ij,k}$ is the channel fading coefficient, $n_{ij,k}$ is the zero mean additive Gaussian noise with variance σ_n^2 , d_{ij} is the inter-sensor distance, and α is the path loss coefficient. We assume that the channels (i, j) and (j, i) at time k experience the same fade, i.e., $g_{ij,k} = g_{ji,k}$; $g_{ij,k}$ is i.i.d. in time; and $g_{ij,t}$ and $g_{lm,s}$ are mutually independent for all t, s . We adopt the following link failure model. Sensor j successfully decodes the

message from sensor i (i.e., the link (i, j) is online) if the signal to noise ratio exceeds a threshold, i.e., if: $\text{SNR} = \frac{S_{ij}g_{ij,k}^2}{\sigma_n^2 d_{ij}^\alpha} > \tau$, or, equivalently, if $g_{ij,k}^2 > \frac{\tau \sigma_n^2 d_{ij}^\alpha}{S_{ij}} := \frac{K_{ij}}{S_{ij}}$. The quantity $g_{ij,k}^2$ is, for the Rayleigh fading channel, exponentially distributed with parameter 1. Hence, we arrive at the expression for the probability of the link (i, j) being online:

$$P_{ij} = \mathbb{P} \left(g_{ij,k}^2 > \frac{K_{ij}}{S_{ij}} \right) = e^{-\frac{K_{ij}}{S_{ij}}}. \quad (47)$$

We constrain the choice of transmission powers by $S_{ij} = S_{ji}$ ⁶, so that the link (i, j) is online if and only if the link (j, i) is online, i.e., the graph realizations are undirected graphs. Hence, the underlying communication model is the link failure model, with the link occurrence probabilities P_{ij} in (47) that are dependent on the transmission powers S_{ij} .

With this model, the rate of consensus I is given by (40), where the weight c_{ij} associated with link (i, j) is:

$$c_{ij}(S_{ij}) = -\log \left(1 - e^{-K_{ij}/S_{ij}} \right).$$

We denote by $\{S_{ij}\}$ the set of all powers S_{ij} , $\{i, j\} \in E$.

Lemma 19 The function $I(\{S_{ij}\}) = \text{mincut}(V, E, C)$, with $c_{ij} = -\log(1 - e^{-K_{ij}/S_{ij}})$, for $\{i, j\} \in E$, and $c_{ij} = 0$ else, is concave.

Proof: Note that the function $I(\{S_{ij}\}) = \text{mincut}(V, E, C)$ can be expressed as

$$\min_{E' \subset E: G'=(V, E') \text{ is disconnected}} \sum_{\{i, j\} \in E \setminus E'} c_{ij}(S_{ij}).$$

On the other hand, $c_{ij}(S_{ij})$ is concave in S_{ij} for $S_{ij} \geq 0$, which can be shown by computing the second derivative and noting that it is non-positive. Hence, $I(\{S_{ij}\})$ is a pointwise minimum of concave functions, and thus it is concave. ■

Power allocation problem formulation. We now formulate the optimal power allocation problem as the problem of minimizing the total transmission power used at time k , $2 \sum_{\{i, j\} \in E} S_{ij}$, so that the distributed detector achieves asymptotic optimality. This translates into the following optimization problem:

$$\begin{aligned} & \text{minimize} && \sum_{\{i, j\} \in E} S_{ij} \\ & \text{subject to} && I(\{S_{ij}\}) \geq I^*. \end{aligned} \quad (48)$$

⁶We assumed equal noise variances $\sigma_n^2 = \text{Var}(n_{ij,k}) = \text{Var}(n_{ji,k})$ so that $K_{ij} = K_{ji}$, which implies the constraint $S_{ij} = S_{ji}$. Our analysis easily extends to unequal noise variances, in which case we would require $\frac{K_{ij}}{S_{ij}} = \frac{K_{ji}}{S_{ji}}$; this is not considered here.

The cost function in (48) is linear, and hence convex. Also, the constraint set $\{\{S_{ij}\} : I(\{S_{ij}\}) \geq I^*\} = \{\{S_{ij}\} : -I(\{S_{ij}\}) \leq -I^*\}$ is convex, as a sub level set of the convex function $-I(\{S_{ij}\})$. (See Lemma 19.) Hence, we have just proved the following Lemma.

Lemma 20 The optimization problem (48) is convex.

Convexity of (48) allows us to find a globally optimal power allocation. The next subsection demonstrates by simulation that the optimal power allocation significantly improves the performance of distributed detection over the uniform power allocation.

C. Simulation example

We first describe the simulation setup. We consider a geometric network with $N = 14$ sensors. We place the sensors uniformly over a unit square, and connect those sensors whose distance d_{ij} is less than a radius. The total number of (undirected) links is 38. (These 38 links are the failing links, for which we want to allocate the transmission powers S_{ij} .) We set the coefficients $K_{ij} = 6.25d_{ij}^\alpha$, with $\alpha = 2$. For the averaging weights, we use Metropolis weights, i.e., if link $\{i, j\}$ is online, we assign $W_{ij,k} = 1/(1+\max\{d_{i,k}, d_{j,k}\})$, where $d_{i,k}$ is the degree of node i at time k and $W_{ij,k} = 0$ otherwise; also, $W_{ii,k} = 1 - \sum_{j \in O_{i,k}} W_{ij,k}$. For the sensors' measurements, we use the Gaussian distribution $f_1 \sim \mathcal{N}(m, \sigma^2)$, $f_0 \sim \mathcal{N}(0, \sigma^2)$, with $m = 0.0447$, and $\sigma^2 = 1$. The corresponding value $I^* = (N - 1)N \frac{m^2}{8\sigma^2} = 0.0455$, see [24].

To obtain the optimal power allocation, we solve the optimization problem (48) by applying the subgradient algorithm with constant stepsize $\beta = 0.0001$ on the unconstrained exact penalty reformulation of (48), see, e.g., [42], which is to minimize $\sum_{\{i,j\} \in E} S_{ij} + \mu \max\{0, -\text{mincut}(V, E, C) + I^*\}$, where $C = [c_{ij}]$, $c_{ij} = -\log(1 - e^{-K_{ij}/S_{ij}})$, for $\{i, j\} \in E$, and zero else; and μ is the penalty parameter that we set to $\mu = 500$. We used the MATLAB implementation [43] of the min-cut algorithm from [40].

Results. Figure 3 plots the detection error probability of the worst sensor $\max_{i=1, \dots, N} P_i^e(k)$ versus time k for the optimal power allocation $\{S_{ij}^*\}$ (solid blue line), and the uniform power allocation $S_{ij} = S$ across all links, such that the total power per k over all links $2 \sum_{\{i,j\} \in E} S_{ij} = 2 \sum_{\{i,j\} \in E} S_{ij}^* =: \mathcal{S}$. We can see that the optimal power allocation scheme significantly outperforms the uniform power allocation. For example, to achieve the error probability 0.1, the optimal power allocation scheme requires about 550 time steps, hence the total consumed power is $550\mathcal{S}$; in contrast, the uniform power allocation needs more than $2000\mathcal{S}$ for the same target error 0.1, i.e., about four times more power. In addition, Figure 3 plots the detection performance for the uniform power allocation with the total power per k equal to $\text{sr} \times \mathcal{S}$, $\text{sr} = 2, 3, 3.4$. We can see, for example, that the scheme with $\text{sr} = 3.4$ takes about 600 time steps

to achieve an error of 0.1, hence requiring about $600 \times 3.4 \times \mathcal{S} = 2040\mathcal{S}$. In summary, for the target error of 0.1, our optimal power allocation saves about 75% of the total power over the uniform power allocation.

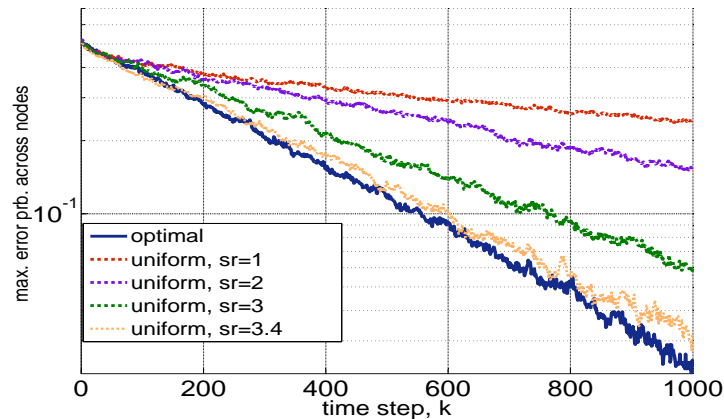


Fig. 3. Detection error probability of the worst sensor versus time k for the optimal and uniform power allocations, and different values of $sr = \frac{\text{total power per } k \text{ for uniform allocation}}{\text{total power per } k \text{ for optimal allocation}}$.

VI. CONCLUSION

In this paper, we found the exact exponential decay rate I of the convergence in probability for products of i.i.d. symmetric stochastic matrices W_k . We showed that the rate I depends solely on the probabilities of the graphs that underly the matrices W_k . In general, calculating the rate I is a combinatorial problem. However, we show that, for the two commonly used averaging models, gossip and link failure, the rate I is obtained by solving an instance of the min-cut problem, and is hence easily computable. Further, for certain simple structures, we compute the rate I in closed form: for gossip over a spanning tree, $I = |\log(1 - p_{ij})|$, where p_{ij} is the occurrence probability of the “weakest” link, i.e., the smallest-probability link; for both gossip and link failure models over a regular network, the rate $I = |\log p_{\text{isol}}|$, where p_{isol} is the probability that a node is isolated from the rest of the network at a time. Intuitively, our results show that the rate I is determined by the most likely way in which the network stays disconnected over a long period of time. Finally, we illustrated the usefulness of rate I by finding a globally optimal allocation of the sensors’ transmission power for consensus+innovations distributed detection.

REFERENCES

- [1] S.Kar and J. M. F. Moura, "Distributed average consensus in sensor networks with random link failures," in *ICASSP '07, IEEE International Conference on Acoustics, Speech and Signal Processing*, vol. 2, Pacific Grove, CA, April 2007, pp. II-1013-II-1016.
- [2] B. Johansson, A. Speranzon, M. Johansson, and K. H. Johansson, "On decentralized negotiation of optimal consensus," *Automatica*, vol. 44, no. 4, pp. 1175-1179, 2008.
- [3] B. Golub and M. O. Jackson, "Naïve learning in social networks and the wisdom of crowds," *American Economic Journal: Microeconomics*, vol. 2, no. 1, pp. 112-149, February 2010.
- [4] S. Boyd, A. Ghosh, B. Prabhakar, and D. Shah, "Randomized gossip algorithms," *IEEE Transactions on Information Theory*, vol. 52, no. 6, pp. 2508-2530, June 2006.
- [5] S. Kar, J. M. F. Moura, and K. Ramanan, "Distributed parameter estimation in sensor networks: Nonlinear observation models and imperfect communication," *Accepted for publication in IEEE Transactions on Information Theory*, 51 pages, August 2008. [Online]. Available: arXiv:0809.0009v1 [cs.MA]
- [6] A. Tahbaz-Salehi and A. Jadbabaie, "Consensus over ergodic stationary graph processes," *IEEE Transactions on Automatic Control*, vol. 55, no. 1, pp. 225-230, January 2010.
- [7] —, "On consensus over random networks," in *44th Annual Allerton Conference on Communication, Control, and Computing*, Allerton House, Illinois, USA, September 2006, pp. 1315-1321.
- [8] R. D. Carr, G. Konjevod, G. Little, V. Natarajan, and O. Parekh, "Compacting cuts: a new linear formulation for minimum cut," *ACM Transactions on Algorithms*, vol. 5, no. 3, July 2009, DOI: 10.1145/1541885.1541888.
- [9] J. N. Tsitsiklis, "Problems in decentralized decision making and computation," Ph.D., MIT, Cambridge, MA, 1984.
- [10] M. H. DeGroot, "Reaching a consensus," *Journal of the American Statistical Association*, vol. 69, pp. 118-121, 1974.
- [11] A. Jadbabaie, J. Lin, and A. S. Morse, "Coordination of groups of mobile autonomous agents using nearest neighbor rules," *IEEE Trans. Automat. Contr.*, vol. AC-48, no. 6, pp. 988-1001, June 2003.
- [12] R. Olfati-Saber and R. M. Murray, "Consensus problems in networks of agents with switching topology and time-delays," *IEEE Transactions on Automatic Control*, vol. 49, no. 9, pp. 1520-1533, Sept. 2004.
- [13] A. Dimakis, A. Sarwate, and M. Wainwright, "Geographic gossip: Efficient averaging for sensor networks," *IEEE Transactions on Signal Processing*, vol. 56, no. 3, pp. 1205-1216, 2008.
- [14] D. Üstebay, B. Oreshkin, M. Coates, and M. Rabbat, "Greedy gossip with eavesdropping," *IEEE Transactions on Signal Processing*, vol. 58, no. 7, pp. 3765-3776, 2010.
- [15] A. G. Dimakis, S. Kar, J. M. F. Moura, M. G. Rabbat, and A. Scaglione, "Gossip algorithms for distributed signal processing," *Proceedings of the IEEE*, vol. 98, no. 11, pp. 1847-1864, November 2010, digital Object Identifier: 10.1109/JPROC.2010.2052531.
- [16] A. Nedić and A. Ozdaglar, "Convergence rate for consensus with delays," *Journal of Global Optimization*, vol. 47, no. 3, pp. 437-456, 2008.
- [17] A. Nedić, A. Olshevsky, A. Ozdaglar, and J. N. Tsitsiklis, "On distributed averaging algorithms and quantization effects," *IEEE Transactions on Automatic Control*, vol. 54, no. 11, pp. 2506-2517, 2009.
- [18] Y. Mo and B. Sinopoli, "Communication complexity and energy efficient consensus algorithm," in *2nd IFAC Workshop on Distributed Estimation and Control in Networked Systems*, France, Sep. 2010, DOI: 10.3182/20100913-2-FR-4014.00057.
- [19] A. Olshevsky and J. N. Tsitsiklis, "Convergence speed in distributed consensus and averaging," *SIAM Rev.*, vol. 53, pp. 747-772, November 2011.

- [20] C. G. Lopes and A. H. Sayed, “Diffusion least-mean squares over adaptive networks: formulation and performance analysis,” *IEEE Transactions on Signal Processing*, vol. 56, no. 7, pp. 3122–3136, July 2008.
- [21] S. Stanković, M. S. Stanković, and D. M. Stipanović, “Consensus based overlapping decentralized estimator,” *IEEE Trans. Automatic Control*, vol. 54, no. 2, pp. 410–415, February 2009.
- [22] P. Braca, S. Marano, V. Matta, and P. Willet, “Asymptotic optimality of running consensus in testing binary hypothesis,” *IEEE Transactions on Signal Processing*, vol. 58, no. 2, pp. 814–825, February 2010.
- [23] D. Bajović, D. Jakovetić, J. Xavier, B. Sinopoli, and J. M. F. Moura, “Distributed detection via Gaussian running consensus: Large deviations asymptotic analysis,” *IEEE Transactions on Signal Processing*, vol. 59, no. 9, pp. 4381–4396, Sep. 2011.
- [24] D. Bajović, D. Jakovetić, J. M. F. Moura, J. Xavier, and B. Sinopoli, “Large deviations performance of consensus+innovations distributed detection with non-Gaussian observations,” 2011, available at: <http://arxiv.org/abs/1111.4555>.
- [25] L. Bruneau, A. Joye, and M. Merkli, “Infinite products of random matrices and repeated interaction dynamics,” *Annales de l’Institut Henri Poincaré, Probabilités et Statistiques*, vol. 46, no. 2, pp. 442–464, 2010.
- [26] B. Touri and A. Nedić, “Product of random stochastic matrices,” *Submitted to the Annals of Probability*, 2011, available at: <http://arxiv.org/pdf/1110.1751v1.pdf>.
- [27] A. Leizarowitz, “On infinite products of stochastic matrices,” *Linear Algebra and its Applications*, vol. 168, pp. 189–219, April 1992.
- [28] B. Touri and A. Nedić, “On backward product of stochastic matrices,” 2011, available at: <http://arxiv.org/abs/1102.0244>.
- [29] P. Diaconis and P. M. Wood, “Random doubly stochastic tridiagonal matrices,” 2011, available at: <http://stat.stanford.edu/cgates/PERSI/papers/TriDiag1.pdf>.
- [30] E. Seneta, *Nonnegative Matrices and Markov Chains*. New York: Springer, 1981.
- [31] V. N. Tutubalin, “On limit theorems for products of random matrices,” *Theory of Probability and its Applications*, vol. 10, pp. 15–27, 1965.
- [32] Y. Guivarc’h and A. Raugi, “Products of random matrices: convergence theorems,” *Contemporary mathematics*, vol. 50, pp. 31–54, 1986.
- [33] É. Le Page, “Théorèmes limites pour les produits de matrices aléatoires,” *Probability Measures on Groups (Oberwolfach, 1981)*, *Lecture Notes in Mathematics*, vol. 928, pp. 258–303, 1982.
- [34] H. Hennion, “Limit theorems for products of positive random matrices,” *The Annals of Probability*, vol. 25, no. 4, pp. 1545–1587, 1997.
- [35] V. Kargin, “Products of random matrices: dimension and growth in norm,” *The Annals of Probability*, vol. 20, no. 3, pp. 890–906, 2010.
- [36] D. Jakovetić, J. Xavier, and J. M. F. Moura, “Weight optimization for consensus algorithms with correlated switching topology,” *IEEE Transactions on Signal Processing*, vol. 58, no. 7, pp. 3788–3801, July 2010.
- [37] D. Bajović, D. Jakovetić, J. Xavier, B. Sinopoli, and J. M. F. Moura, “Distributed detection over time varying networks: large deviations analysis,” in *48th Allerton Conference on Communication, Control, and Computing*, Monticello, IL, Oct. 2010, pp. 302–309.
- [38] A. Nedić and A. Ozdaglar, “Distributed subgradient methods for multi-agent optimization,” *IEEE Transactions on Automatic Control*, vol. 54, no. 1, pp. 48–61, 2009.
- [39] M. Fiedler, “Algebraic connectivity of graphs,” *Czechoslovak Mathematical Journal*, vol. 23, no. 98, pp. 298–305, 1973.
- [40] M. Stoer and F. Wagner, “A simple min-cut algorithm,” *Journal of the ACM*, vol. 44, no. 4, pp. 585–591, July 1997.

- [41] K. Chan, A. Swami, Q. Zhao, and A. Scaglione, "Consensus algorithms over fading channels," in *Proc. MILCOM 2010, Military communications conference*, San Jose, CA, October 2010, pp. 549–554.
- [42] J.-B. Hiriart-Urruty and C. Lemarechal, *Convex Analysis and Minimization Algorithms: Part 1: Fundamentals*, ser. Grundlehren der Mathematischen Wissenschaften, Vols. 305 and 306. Berlin, Germany: Springer-Verlag, 1993.
- [43] Y. Devir, "Matlab m-file for the min-cut algorithm," 2006, available at: <http://www.mathworks.com/matlabcentral/fileexchange/13892-a-simple-min-cut-algorithm>.