

# Dynamical critical exponents for the mean-field Potts glass

F. Caltagirone<sup>1,2</sup>, G. Parisi<sup>1,2,3</sup> and T. Rizzo<sup>1,2</sup>

<sup>1</sup> *Dip. Fisica, Università "Sapienza", Piazzale A. Moro 2, I-00185, Rome, Italy*

<sup>2</sup> *IPCF-CNR, UOS Rome, Università "Sapienza", Piazzale A. Moro 2, I-00185, Rome, Italy*

<sup>3</sup> *INFN, Piazzale A. Moro 2, 00185, Rome, Italy*

(Dated: August 27, 2022)

In this paper we study the critical behaviour of the fully-connected  $p$ -colours Potts model at the dynamical transition. In the framework of Mode Coupling Theory (MCT), the time autocorrelation function displays a two step relaxation, with two exponents governing the approach to the plateau and the exit from it. Exploiting a relation between statics and equilibrium dynamics which has been recently introduced, we are able to compute the critical slowing down exponents at the dynamical transition with arbitrary precision and for any value of the number of colours  $p$ . When available, we compare our exact results with numerical simulations. In addition, we present a detailed study of the dynamical transition in the large  $p$  limit, showing that the system is not equivalent to a random energy model.

## I. INTRODUCTION

Mean-field spin-glass models can be divided into two main classes, the ones which undergo a continuous transition and the ones which, instead, display a jump in the order parameter. In systems belonging to the former class, at a certain temperature  $T_s$  a second order phase transition takes place, with a continuous growth of the Edwards-Anderson order parameter  $q_{EA} = \frac{1}{N} \sum_i \langle S_i \rangle^2$  and zero magnetization (in absence of magnetic field): the spins are essentially frozen in a random direction so that the global mean magnetization vanishes while the mean squared magnetization is finite. In the low temperature phase the replica symmetry is broken with a continuous pattern (Full RSB) or with a step-like pattern (1-RSB) according to the Parisi scheme [1] and the order parameter is, in fact, a non-trivial function  $q(x)$ .

One can also study the Langevin dynamics of these systems, showing that exactly at the thermodynamic transition temperature  $T_s$  there is ergodicity breaking, therefore we can say that, in correspondence of the static transition, a dynamical transition takes place too.

There exists another class of mean-field spin-glass models (like the  $p$ -spin or the  $p$ -colours Potts model [2, 3]) which display two different transitions: at a temperature  $T_s$  there is a thermodynamic phase transition which is of the second order in terms of potentials but can be discontinuous in the EA order parameter. The low temperature phase is (at least in the vicinity of the critical temperature) 1-step replica symmetry broken. At a temperature  $T_d > T_s$  a dynamical phase transition occurs, where the system's relaxation time becomes infinite and the ergodicity is broken [2, 4]. This is due to the fact that at the dynamical transition the equilibrium state splits into a large (exponential in the system size) number of excited states, represented by free energy local minima. Since in mean-field the barriers between these states become infinitely high in the thermodynamic limit, the equilibrium dynamics remains stuck forever in one of them and the overlap cannot relax to zero.

This second class of mean-field systems has been shown

to share some relevant properties of structural glasses [5–8], more specifically, the dynamical equations are exactly equivalent to those predicted by the Mode Coupling Theory (MCT) above the mode coupling temperature  $T_{mc}$  where ergodicity breaking occurs. The analogy between structural glass models (with self-induced frustration) and proper mean field spin-glasses (with quenched disorder) has been widely studied and has provided rather accurate predictions [9–12]. In systems with continuous transition, above  $T_s$  the spin-spin time correlation function  $C(t) = \langle \sigma_i(0) \sigma_i(t) \rangle$  decays exponentially at large times, which means that the system is ergodic. Lowering the temperature the relaxation time grows until it diverges exactly at  $T_s$  (the static transition temperature) so that the ergodicity is broken and the relaxation (at large times) follows a power law  $C(t) \sim t^{-\nu}$  with some exponent  $\nu$ .

The systems belonging to the discontinuous class introduced above, behave quite differently: above  $T_d$  the time correlation function displays at first a fast decay to a plateau and then a slow decay to zero (in absence of a magnetic field) [4]; the length of the plateau grows lowering the temperature until it diverges at  $T_d$ .

According to MCT the approach to the plateau and the decay from it are both characterized by a power-law behaviour, respectively

$$C(t) \simeq q_d + ct^{-a} \quad (1)$$

$$C(t) \simeq q_d - c't^b \quad (2)$$

where  $q_d$  is the height of the plateau and the two exponents satisfy the exact MCT relation

$$\frac{\Gamma^2(1-a)}{\Gamma(1-2a)} = \frac{\Gamma^2(1+b)}{\Gamma(1+2b)} = \lambda \quad (3)$$

and  $\lambda$  is usually treated as a tunable parameter (see for example [13]).

The exponents  $a$  and  $b$  have been computed exactly only for the spherical  $p$ -spin model [4] because the dynamical

equations are particularly simple and correspond to the so called schematic MCT models.

In most of the cases it is instead very difficult or impossible to compute the exponents in a purely dynamical framework, both analytically or through Monte Carlo simulations.

Numerical simulations are often difficult to interpret and give quite poor indication of the value of the exponents due to strong finite size effects; if the system is not infinite, barriers between metastable states cannot be infinitely high, the dynamics does not remain stuck in a single state and all the observables eventually relax to their equilibrium value since, through activated processes, the configuration is able to explore the whole phase space. The extent of this effect depends on the specific model we consider and, in particular, on how fast the barriers between metastable states grow with the size of the system.

Recently, a connection between the mode coupling exponents and some purely thermodynamic quantities has been introduced [14]; this connection suggests a quite simple recipe to compute the dynamical exponents exactly starting from the static mean-field theory which is much easier to work out for all the reasonable models one can think of.

The aim of this paper is to apply this technique to the disordered Potts model and compute the MCT exponents for any value of the number of colours  $p$ . The Potts model is particularly interesting because, as will be pointed out in the following sections, the parameter  $p$  allows to switch from a continuous transition ( $p \leq 4$ ) to a discontinuous transition ( $p > 4$ ), moreover in the latter case it works as a tuning parameter for the magnitude and separation of the static and dynamical transitions. In the following we will not make use of the symplectic representation which is widely exploited in literature [15–17]. The outline of the paper is the following: in section II we give a sketch of the technique used to compute the MCT exponents in a generic model, in section III we summarize some of the necessary known results about the Potts model, in section IV we compute the dynamical exponents for the Potts model for arbitrary value of the parameter  $p$ , in section V we compare our theoretical exact results with numerical simulations and, finally, in section VI we give our conclusions and final remarks.

## II. HOW TO COMPUTE THE EXPONENT

Given a fully-connected model it is possible to compute the Gibbs free energy as a function of the order parameter which, in the case of a spin-glass transition is the well known overlap matrix  $Q$ . The thermodynamic value of the order parameter can be determined minimizing the Gibbs free energy functional. It can then be expanded around the replica symmetric saddle point solution, giving rise to eight different kinds of third order terms. For

our purposes, only two of them will be relevant, namely:

$$w_1 \text{Tr}(\delta Q^3) = w_1 \sum_{a,b,c} \delta Q_{ab} \delta Q_{bc} \delta Q_{ca} \quad (4)$$

and

$$w_2 \sum_{a,b} \delta Q_{ab}^3 \quad (5)$$

In the case of continuous transitions it has been found [14] that there exists a quite simple relation between the exponent  $\nu$  and the two coefficients  $w_1$  and  $w_2$ :

$$\frac{\Gamma^2(1-\nu)}{\Gamma(1-2\nu)} = \frac{w_2(T_s)}{w_1(T_s)} \quad (6)$$

In the case of discontinuous transitions it can be shown [14] that a relation analogous to (6) holds at the dynamical transition which, again, gives the connection between the dynamical exponents  $a$  and  $b$  and the static coefficients, namely

$$\frac{\Gamma^2(1-a)}{\Gamma(1-2a)} = \frac{\Gamma^2(1+b)}{\Gamma(1+2b)} = \frac{w_2(T_d)}{w_1(T_d)} \quad (7)$$

where, differently from the former case, the expansion of the Gibbs free energy has to be performed around the dynamical overlap (the height of the infinite plateau at the dynamical transition).

In order to compute the two coefficients  $w_1$  and  $w_2$  one must determine the expression of the Gibbs free energy as a function of the overlap and then expand it to third order around the RS thermodynamic value  $q$ . The reason why the expansion has to be performed around a replica symmetric solution will be clarified in section IV. In fully connected models, introducing a replicated external field  $\varepsilon$ , the free energy reads

$$f(\varepsilon) = -\frac{1}{\beta n N} \ln \int dQ \exp N (\mathcal{S}[Q] + \text{Tr} \varepsilon Q) \quad (8)$$

which, for  $N \rightarrow \infty$ , can be evaluated at the saddle point

$$f(\varepsilon) = -\frac{1}{\beta n} \text{extr}_Q (\mathcal{S}[Q] + \text{Tr} \varepsilon Q) \quad (9)$$

We can immediately notice that the equation above exactly defines  $f(\varepsilon)$  as the *Anti Legendre Transform* of the effective action

$$f(\varepsilon) = \text{ALT } \mathcal{S}[Q] \quad (10)$$

and, again, by definition the Gibbs free energy  $\Gamma(Q)$  is the *Legendre Transform* of  $f(\varepsilon)$ , yielding

$$\Gamma(Q) \equiv \text{LT } f(\varepsilon) = \text{LT } (\text{ALT } \mathcal{S}[Q]) = \mathcal{S}[Q] \quad (11)$$

This implies that the functional form of the Gibbs free energy is exactly the same of the effective action. In fully connected models, we can then directly expand the

latter.

The general form of the third order term in the effective action reads

$$\mathcal{S}^{(3)} = \sum_{(ab)(cd)(ef)} W_{ab,cd,ef} \delta Q_{ab} \delta Q_{cd} \delta Q_{ef} \quad (12)$$

Since  $a \neq b$ ,  $c \neq d$  and  $e \neq f$  and the coefficients  $W$  are computed in RS *ansatz*, we can have eight different vertices:

$$\begin{aligned} W_{\alpha\beta,\beta\gamma,\gamma\alpha} &= W_1, & W_{\alpha\beta,\alpha\beta,\alpha\beta} &= W_2 \\ W_{\alpha\beta,\alpha\beta,\alpha\gamma} &= W_3, & W_{\alpha\beta,\alpha\beta,\gamma\delta} &= W_4 \\ W_{\alpha\beta,\beta\gamma,\gamma\delta} &= W_5, & W_{\alpha\beta,\alpha\gamma,\alpha\delta} &= W_6 \\ W_{\alpha\gamma,\beta\gamma,\delta\mu} &= W_7, & W_{\alpha\beta,\gamma\delta,\mu\nu} &= W_8. \end{aligned} \quad (13)$$

Following Ref. [18], Eq. (12) can be rephrased in the following way

$$\begin{aligned} \mathcal{S}^{(3)} &= w_1 \sum_{\alpha\beta\gamma} \delta Q_{\alpha\beta} \delta Q_{\beta\gamma} \delta Q_{\gamma\alpha} + w_2 \sum_{\alpha\beta} \delta Q_{\alpha\beta} \delta Q_{\alpha\beta} \delta Q_{\alpha\beta} \\ &+ w_3 \sum_{\alpha\beta\gamma} \delta Q_{\alpha\beta} \delta Q_{\alpha\beta} \delta Q_{\alpha\gamma} + w_4 \sum_{\alpha\beta\gamma\delta} \delta Q_{\alpha\beta} \delta Q_{\alpha\beta} \delta Q_{\gamma\delta} \\ &+ w_5 \sum_{\alpha\beta\gamma\delta} \delta Q_{\alpha\beta} \delta Q_{\alpha\gamma} \delta Q_{\beta\delta} + w_6 \sum_{\alpha\beta\gamma\delta} \delta Q_{\alpha\beta} \delta Q_{\alpha\gamma} \delta Q_{\alpha\delta} \\ &+ w_7 \sum_{\alpha\beta\gamma\delta\mu} \delta Q_{\alpha\gamma} \delta Q_{\beta\gamma} \delta Q_{\delta\mu} + w_8 \sum_{\alpha\beta\gamma\delta\mu\nu} \delta Q_{\alpha\beta} \delta Q_{\gamma\delta} \delta Q_{\mu\nu} \end{aligned} \quad (14)$$

with

$$\begin{aligned} w_1 &= W_1 - 3W_5 + 3W_7 - W_8 \\ w_2 &= \frac{1}{2}W_2 - 3W_3 + \frac{3}{2}W_4 + 3W_5 + 2W_6 - 6W_7 + 2W_8 \\ w_3 &= 3W_3 - 3W_4 - 6W_5 - 3W_6 + 15W_7 - 6W_8 \\ w_4 &= \frac{3}{4}W_4 - \frac{3}{2}W_7 + \frac{3}{4}W_8 \\ w_5 &= 3W_5 - 6W_7 + 3W_8 \\ w_6 &= W_6 - 3W_7 + 2W_8 \\ w_7 &= \frac{3}{2}W_7 - \frac{3}{2}W_8 \\ w_8 &= \frac{1}{8}W_8 \end{aligned} \quad (15)$$

It is therefore sufficient to compute the eight  $W$  coefficients and use Eq. (15) to get  $w_1$  and  $w_2$ .

### III. THE POTTS MODEL: SUMMARY OF KNOWN RESULTS

We consider the  $p$ -colours disordered Potts Hamiltonian

$$\mathcal{H} = - \sum_{\langle i,j \rangle} J_{ij} \eta(\sigma_i, \sigma_j) \quad (16)$$

with

$$\eta(a, b) = p \delta_{a,b} - 1 \quad (17)$$

where  $p$  is the number of colours and  $\sigma = 0, 1, \dots, p-1$ . The sum is extended over all the possible couples taken from  $N$  spins and the couplings  $J_{ij}$  are independent gaussian random variables with mean  $J_0/N$  and variance  $J^2/N$ , where the normalization is needed in order to obtain a finite thermodynamic limit. As usual, we are interested in computing the mean-field free-energy exploiting the well known replica trick in order to average over the disorder

$$\overline{\ln Z} = \lim_{n \rightarrow 0} \frac{1}{n} \ln \overline{Z^n} \quad (18)$$

Carrying on the computation we obtain the replicated partition function in a functional integral form

$$\overline{Z^n} = \int D\mathbf{Q} D\mathbf{m} \exp(-N\mathcal{S}[\mathbf{m}, \mathbf{Q}]) \quad (19)$$

where the “effective action”  $\mathcal{S}[\mathbf{m}, \mathbf{Q}]$  is a function of two order parameters: the magnetization  $m_r^\alpha$  and the overlap  $Q_{rs}^{\alpha\beta}$ , with greek replica indices  $\alpha, \beta = 1, \dots, n$  and latin color indices  $r, s = 1, \dots, p$ .

$$\begin{aligned} \mathcal{S}[\mathbf{m}, \mathbf{Q}] &= \frac{\beta^2 J^2}{4} (1-p) + \frac{\beta^2 J^2}{2p^2} \sum_{\alpha < \beta} \sum_{r,s} (Q_{rs}^{\alpha\beta})^2 \\ &\frac{\beta}{2p} \left[ J_0 + \beta J^2 \frac{p-2}{2} \right] \sum_{\alpha} \sum_r (m_r^\alpha)^2 - \ln \text{Tr}_{\{\sigma\}} e^{\mathcal{H}[\mathbf{m}, \mathbf{Q}, \{\sigma\}]} \end{aligned} \quad (20)$$

$$\begin{aligned} \mathcal{H}[\mathbf{m}, \mathbf{Q}, \{\sigma\}] &= \frac{\beta^2 J^2}{p^2} \sum_{\alpha < \beta} \sum_{r,s} Q_{rs}^{\alpha\beta} \eta(\sigma^\alpha, r) \eta(\sigma^\beta, s) \\ &+ \frac{\beta}{p} \left[ J_0 + \beta J^2 \frac{p-2}{2} \right] \sum_{\alpha} \sum_r m_r^\alpha \eta(\sigma^\alpha, r) \end{aligned} \quad (21)$$

In order to determine the order parameters we can use the two saddle point equations, which read

$$Q_{rs}^{ab} = \langle \langle \eta(\sigma^\alpha, r) \eta(\sigma^\beta, s) \rangle \rangle \quad (22)$$

$$m_r^\alpha = \langle \langle \eta(\sigma^\alpha, r) \rangle \rangle \quad (23)$$

where  $\langle \langle \dots \rangle \rangle$  is the average taken with respect to the measure

$$\mu(\{\sigma\}) = \frac{e^{\mathcal{H}[\mathbf{m}, \mathbf{Q}, \{\sigma\}]}}{\text{Tr}_{\{\tau\}} e^{\mathcal{H}[\mathbf{m}, \mathbf{Q}, \{\tau\}]}} \quad (24)$$

The order parameters are clearly redundant, in fact they satisfy the following constraints:

$$\begin{aligned} \sum_r Q_{rs}^{\alpha\beta} &= 0 \quad \forall s \\ \sum_r m_r^\alpha &= 0 \end{aligned} \quad (25)$$

In the particular case  $p = 2$  one recovers the SK model solution [1].

For  $p > 2$  ferromagnetic ordering is always preferred below some temperature  $T_F$  [3]. An upper bound  $T_E$  for the temperature  $T_F$  below which ferromagnetic ordering appears is [19] (from now on we consider  $J = 1$ ):

$$T_E = \frac{p-2}{2(1-J_0)} \quad (26)$$

For  $p > 4$ , in order to prevent that ferromagnetic ordering occurs at a higher temperature than the spin-glass one, the couplings should be antiferromagnetic in average, with  $J_0$  less than some (negative) threshold value. A lower bound for the critical mean-value is  $J_F = (4-p)/2$  [19]. Under this condition the magnetization is zero and it is straightforward to show that, as a consequence, the overlap has the symmetry  $Q_{rs}^{\alpha\beta} = Q^{\alpha\beta} \eta(r, s)$ . Then it is possible to write the Gibbs free energy as a function of a unique overlap matrix in the following way [19]:

$$\Gamma[Q] = \frac{1}{2}(p-1)\beta^2 \sum_{\alpha < \beta} Q_{\alpha\beta}^2 - \log \text{Tr} \exp \left[ \beta^2 \sum_{\alpha < \beta} Q_{\alpha\beta} \eta(\sigma^\alpha, \sigma^\beta) \right] \quad (27)$$

Differentiating with respect to  $Q_{\alpha\beta}$  one obtains the saddle point equation

$$Q_{\alpha\beta} = \frac{1}{p-1} \frac{\text{Tr} \eta(\sigma^\alpha, \sigma^\beta) \exp(\mathcal{U}[Q, \sigma])}{\text{Tr} \exp(\mathcal{U}[Q, \sigma])} = \frac{1}{p-1} \langle \eta(\sigma^\alpha, \sigma^\beta) \rangle \quad (28)$$

with

$$\mathcal{U}[Q, \sigma] = \beta^2 \sum_{\alpha < \beta} Q_{\alpha\beta} \eta(\sigma^\alpha, \sigma^\beta) \quad (29)$$

It has been shown [3] that for  $2.8 < p < 4$  the system undergoes a continuous transition at a temperature  $T_s = 1$  with 1-step RSB. The breaking point is  $m = (p-2)/2$ . For  $p > 4$  the transition occurs at a temperature  $T_s > 1$ , it is discontinuous and the RSB scheme is 1-step with breaking parameter  $m = 1$  at criticality. In this case there exists a (dynamical) glass transition, associated to the static one, occurring at some temperature  $T_d$  greater than  $T_s$ . The static and dynamical transition temperature and overlap can be determined numerically with great accuracy using the marginality condition and the techniques described in Ref. [19]. We briefly summarize the results here.

We can compute the free energy (27) in the 1-RSB ansatz with  $q_1 = q$  and  $q_0 = 0$  and expand it at first order around  $m = 1$  as  $\Gamma_0 + (m-1)\Gamma_1(q)$ ,

$$\Gamma(q) = \frac{1}{4}\beta^2(1-p) - \log(p) + (m-1) \times \left( \frac{1}{4}\beta^2(p-1)q^2 + \frac{1}{2}\beta^2 q(p+1) + \log(p) - I_2 \right) \quad (30)$$

where the integral  $I_2$  is given by,

$$I_2 = \exp\left(-\frac{\beta^2 pq}{2}\right) \int_{-\infty}^{\infty} \prod_{r=1}^p \left( \frac{dy_r}{\sqrt{2\pi}} e^{-\frac{y_r^2}{2}} \right) \times e^{\beta\sqrt{qp}y_1} \log \left[ \left( \sum_{r=1}^p \exp(\beta(qp)^{\frac{1}{2}} y_r) \right) \right] \quad (31)$$

For  $m = 1$  the expression (30) gives the high-temperature free energy which is independent of  $q$ . This general expansion allows to determine the static and the dynamic transition.

The static temperature is determined imposing that a solution  $q_s$  exists, satisfying the following conditions:

$$\left( \frac{\partial \Gamma}{\partial q} \right)_{q=q_s} = \left( \frac{\partial \Gamma_1}{\partial q} \right)_{q=q_s} = 0 \quad (32)$$

$$(\Gamma_1)_{q=q_s} = 0 \quad (33)$$

On the other hand, for the dynamical transition temperature, we must search for a marginal stability and the condition becomes.

$$\left( \frac{\partial \Gamma}{\partial q} \right)_{q=q_d} = \left( \frac{\partial \Gamma_1}{\partial q} \right)_{q=q_d} = 0 \quad (34)$$

$$\left( \frac{\partial^2 \Gamma}{\partial q^2} \right)_{q=q_d} = \left( \frac{\partial^2 \Gamma_1}{\partial q^2} \right)_{q=q_d} = 0 \quad (35)$$

In the language of the Franz-Parisi potential [20] the two conditions above correspond, respectively, to the appearance of a local minimum (horizontal flex) for the dynamical transition, and to the fact that this minimum reaches the same height of the paramagnetic one, for the static transition.

As we will see in the following, the  $p$ -dimensional integral  $I_2$  in (30) is extremely hard to evaluate numerically as soon as  $p > 2$ . Therefore in Ref. [19] the authors use the identity

$$\log(1+A) = \int_0^\infty \frac{dx}{x} e^{-x} (1 - e^{-Ax}) \quad (36)$$

and taking

$$A = \sum_{r=1}^p \exp(\beta(qp)^{\frac{1}{2}} y_r) - 1 \quad (37)$$

they obtain the result

$$I_2 = \int_0^\infty \frac{dx}{x} e^{-x} \{1 - e^x w(x e^{\beta^2 qp}) w^{p-1}(x)\} \quad (38)$$

with

$$w(x) = \int_{-\infty}^{\infty} \frac{dy}{\sqrt{2\pi}} \exp \left( -\frac{1}{2} y^2 - x \exp \left( \beta(pq)^{\frac{1}{2}} y \right) \right) \quad (39)$$

which is much easier to evaluate numerically [27].

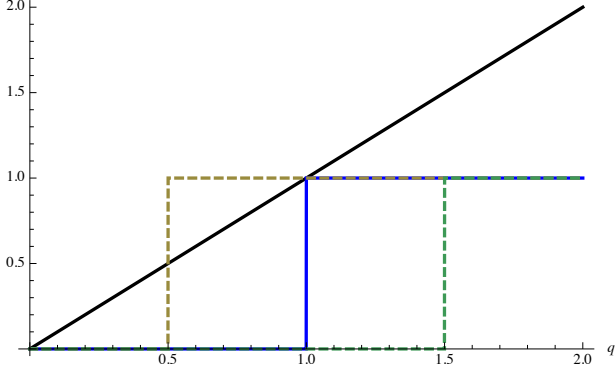


FIG. 1: Black solid line:  $y = q$ . Dashed lines:  $y = L^{(\infty)}(\xi, q)$  for  $\xi = 4, 4/3$ . Blue solid line:  $y = L^{(\infty)}(\xi, q)$  for  $\xi = 2$ . The dynamical transition is located in  $\xi = 2$ , for which the line  $y = q$  is tangent to the curve  $y = L^{(\infty)}(\xi, q)$ .

#### Infinite number of colours

It has been pointed out [3] that the Potts model becomes a Random Energy Model (REM) in the limit  $p \rightarrow \infty$ , with a critical temperature that diverges like

$$T_s = \frac{1}{2} \sqrt{\frac{p}{\log(p)}} \quad (40)$$

In the following, we show that the limit model is not exactly a REM. The first of Eq.s (32), which is satisfied both at the dynamical and static transition, can be written in the following way

$$q = \frac{1}{p-1} \left[ p \left( \int \mathcal{G}_p(z) \sum_{r=1}^p \exp(\beta(pq)^{1/2} z_r) \right)^{-1} \times \int \mathcal{G}_p(z) \left( \frac{\sum_{r=1}^p \exp(2\beta(pq)^{1/2} z_r)}{\sum_{r=1}^p \exp(\beta(pq)^{1/2} z_r)} - 1 \right) \right] \quad (41)$$

$$q = \frac{1}{p-1} (p L^{(p)}(\beta, q) - 1) \quad (42)$$

We have been able to show that, as a function of the rescaled temperature

$$\xi = \beta^2 \frac{p}{\log(p)} \quad (43)$$

the right hand side of equation (41) tends to a Heaviside function in the infinite  $p$  limit (see Appendix),

$$L^{(\infty)}(\xi, q) = \theta \left( q - \frac{2}{\xi} \right) \quad (44)$$

with breaking point  $q = 1/\xi$ .

As can be easily seen from Fig. 1 both  $q_d$  and  $q_s$  go to

1 in the limit  $p \rightarrow \infty$  and the dynamical transition is located at the rescaled temperature such that the breaking point of  $L^{(\infty)}$  is 1.

$$\xi_d = 2 \implies T_d = \sqrt{\frac{p}{2 \log(p)}} \quad (45)$$

While in a random energy model (REM) the ratio between  $T_d$  and  $T_s$  is formally infinite [21], in the large- $p$  Potts model this ratio tends to a finite value, namely

$$\frac{T_d}{T_s} \xrightarrow{p \rightarrow \infty} \frac{\xi_d}{\xi_s} = \sqrt{2} \approx 1.414 \dots \quad (46)$$

therefore, the limit model is still a “glassy” model with a dynamic and a static transition.

This is at variance with the Ising  $p$ -spin model in the  $p \rightarrow \infty$  limit that goes to a REM [21].

#### IV. THE POTTS MODEL: MCT EXPONENTS

The determination of the mode coupling exponents follows essentially the steps described in section II. Expanding the effective action (27) to third order around the replica symmetric saddle point we obtain the eight coefficients

$$\begin{aligned} W_1 &= R_1 - 3(p-1)qM_2 + 2(p-1)^3q^3 \\ W_2 &= R_2 - 3(p-1)qM_1 + 2(p-1)^3q^3 \\ W_3 &= R_3 - (p-1)qM_1 - 2(p-1)qM_2 + 2(p-1)^3q^3 \\ W_4 &= R_4 - (p-1)qM_1 - 2(p-1)qM_3 + 2(p-1)^3q^3 \\ W_5 &= R_5 - 2(p-1)qM_2 - (p-1)qM_3 + 2(p-1)^3q^3 \\ W_6 &= R_6 - 3(p-1)qM_2 + 2(p-1)^3q^3 \\ W_7 &= R_7 - (p-1)qM_2 - 2(p-1)qM_3 + 2(p-1)^3q^3 \\ W_8 &= R_8 - 3(p-1)qM_3 + 2(p-1)^3q^3 \end{aligned} \quad (47)$$

where the replica symmetric overlap is determined through the saddle point equation

$$q = \langle \langle \eta(\sigma^\alpha, \sigma^\beta) \rangle \rangle \quad (48)$$

the “mass matrix” can assume three different values

$$\begin{aligned} M_1 &= \langle \langle \eta(\sigma^\alpha, \sigma^\beta) \eta(\sigma^\alpha, \sigma^\beta) \rangle \rangle \\ M_2 &= \langle \langle \eta(\sigma^\alpha, \sigma^\beta) \eta(\sigma^\alpha, \sigma^\gamma) \rangle \rangle \\ M_3 &= \langle \langle \eta(\sigma^\alpha, \sigma^\beta) \eta(\sigma^\gamma, \sigma^\delta) \rangle \rangle \end{aligned} \quad (49)$$

and the six replica cumulants are given by

$$\begin{aligned}
R_1 &= \langle \langle \eta(\sigma^\alpha, \sigma^\beta) \eta(\sigma^\beta, \sigma^\gamma) \eta(\sigma^\gamma, \sigma^\alpha) \rangle \rangle \\
R_2 &= \langle \langle \eta(\sigma^\alpha, \sigma^\beta) \eta(\sigma^\alpha, \sigma^\beta) \eta(\sigma^\alpha, \sigma^\beta) \rangle \rangle \\
R_3 &= \langle \langle \eta(\sigma^\alpha, \sigma^\beta) \eta(\sigma^\alpha, \sigma^\beta) \eta(\sigma^\alpha, \sigma^\gamma) \rangle \rangle \\
R_4 &= \langle \langle \eta(\sigma^\alpha, \sigma^\beta) \eta(\sigma^\alpha, \sigma^\beta) \eta(\sigma^\gamma, \sigma^\delta) \rangle \rangle \\
R_5 &= \langle \langle \eta(\sigma^\alpha, \sigma^\beta) \eta(\sigma^\beta, \sigma^\gamma) \eta(\sigma^\gamma, \sigma^\delta) \rangle \rangle \\
R_6 &= \langle \langle \eta(\sigma^\alpha, \sigma^\beta) \eta(\sigma^\alpha, \sigma^\gamma) \eta(\sigma^\alpha, \sigma^\delta) \rangle \rangle \\
R_7 &= \langle \langle \eta(\sigma^\alpha, \sigma^\beta) \eta(\sigma^\alpha, \sigma^\gamma) \eta(\sigma^\delta, \sigma^\mu) \rangle \rangle \\
R_8 &= \langle \langle \eta(\sigma^\alpha, \sigma^\beta) \eta(\sigma^\gamma, \sigma^\delta) \eta(\sigma^\mu, \sigma^\nu) \rangle \rangle
\end{aligned} \tag{50}$$

Given the relationship (15) between  $w_1$ ,  $w_2$  and the  $W$  coefficients one obtains:

$$\begin{aligned}
w_1 &= R_1 - 3R_5 + 3R_7 - R_8 \\
w_2 &= \frac{1}{2} [R_2 - 6R_3 + 3R_4 + 6R_5 \\
&\quad + 4(R_6 - 3R_7 + R_8)]
\end{aligned} \tag{51}$$

where only the disconnected cumulants are left. If the thermodynamic phase transition is continuous, then it coincides with the dynamical one (as in the SK

model). In this case dynamical quantities at infinite time relax to their static value [22] and the averages above can be computed in a replica symmetric ansatz taking finally the limit  $n \rightarrow 0$ . If, instead, the transition is discontinuous then the coefficients have to be computed at the dynamical transition, where quantities at infinite time do *not* relax to their equilibrium (thermodynamic) value but remain stuck at their value inside the most excited metastable states. The averages should then be computed *inside* a single state; this corresponds to taking a 1-RSB ansatz with breaking parameter  $m \rightarrow 1$  or, if the mutual overlap between different states is 0 as in our case, a RS ansatz with the number of replicas  $n \rightarrow 1$  [23]. Finally, we can assume replica symmetry and leave  $n$  unspecified, obtaining the expression for the two coefficients.

$$w_1 = p^3(L_3 - 3L_4 + 3L_{23} - L_{222}) \tag{52}$$

and

$$\begin{aligned}
w_2 &= \frac{p^2}{2} (1 - q) + \\
&\quad + \frac{1}{2} p^3 (q - 6L_3 + 10L_4 + 3L_{22} - 12L_{23} + 4L_{222})
\end{aligned}$$

where, exploiting the fact that  $(\eta(\sigma^a, \sigma^b))^2 = (p-1) + (p-2)\eta(\sigma^a, \sigma^b)$  the saddle point equation becomes

$$q = \frac{1}{p-1} \left[ p \frac{\int \mathcal{G}_p(z) (\sum_{r=1}^p \exp(\beta(pq)^{1/2} z_r))^{n-2} (\sum_{r=1}^p \exp(2\beta(pq)^{1/2} z_r))}{\int \mathcal{G}_p(z) (\sum_{r=1}^p \exp(\beta(pq)^{1/2} z_r))^n} - 1 \right] \tag{53}$$

and we have defined the class of integrals

$$\begin{aligned}
L_{klh} &= \frac{1}{\int \mathcal{G}_p(z) (\sum_{r=1}^p \exp(\beta(pq)^{1/2} z_r))^n} \times \int \mathcal{G}_p(z) \left( \sum_{r=1}^p \exp(\beta(pq)^{1/2} z_r) \right)^{n-k-l-h} \times \\
&\quad \times \left( \sum_{r=1}^p \exp(k\beta(pq)^{1/2} z_r) \right) \times \left( \sum_{r=1}^p \exp(l\beta(pq)^{1/2} z_r) \right) \times \left( \sum_{r=1}^p \exp(h\beta(pq)^{1/2} z_r) \right)
\end{aligned} \tag{54}$$

$$L_{kl} = \frac{1}{p} L_{kl0}$$

$$L_k = \frac{1}{p^2} L_{k00}$$

with  $\mathcal{G}_p(z) = \left( \prod_{r=1}^p \frac{dz_r}{\sqrt{2\pi}} \exp(-\frac{1}{2} z_r^2) \right)$ .

As already pointed out, the above result holds both for continuous and discontinuous transitions with the only difference that in the former case  $q$  and the  $L$  integrals

are computed at  $n = 0$  while in the latter we consider  $n = 1$ .

### A. The continuous transition

If  $p < 4$  the phase transition is second-order [3] with  $q(x)$  continuous for  $p = 2$  and step-like for  $p = 3$ . In the case of continuous transitions we have to consider  $n = 0$  and  $q = 0$  and the result (already found in Ref. [3]) is very simple, namely:

$$\frac{w_2}{w_1} = \frac{p-2}{2} \quad (55)$$

which yields  $\nu_2 = 0.5$  and  $\nu_3 \simeq 0.395$ .

As in the case of the fully-connected model, it can be proven [24] that, on the Bethe lattice, for  $p \leq 4$  the phase transition is second-order. The difference on the Bethe lattice is that, for  $p = 3$  and low enough connectivity, the order parameter  $q(x)$  is a continuous (Parisi type) function while for high connectivity it becomes a step-like function (as in the fully-connected case). This does not affect the result which is again (for  $p \leq 4$ ) given by Eq. (55).

### B. The discocontinuous transition

We are interested here in the case  $p > 4$ , when the system undergoes a dynamical transition, therefore we must take the limit  $n \rightarrow 1$  in order to compute the exponents correctly.

The computation of the overlap  $q$  and of the third order coefficients  $w_1$  and  $w_2$  involve  $p$ -dimensional integrals (54), which become very difficult to evaluate numerically as soon as  $p$  is greater than 2. In order to overcome this issue, using the identity

$$\frac{1}{A^k} = \frac{1}{(k-1)!} \int_0^\infty x^{k-1} e^{-Ax} \quad (56)$$

the integrals (54) can be rewritten in following form, which is more suitable for numerical evaluation

$$\begin{aligned} L_{klh} = & \frac{e^{-\frac{1}{2}\beta^2 pq}}{p(k+l+h-2)!} [p e^{\frac{1}{2}(k+l+h)^2 \beta^2 pq} \int_0^\infty dx x^{k+l+h-2} w^{p-1}(x) w(x e^{(k+l+h)\beta^2 pq}) + \\ & + p(p-1) e^{\frac{1}{2}(k+l)^2 \beta^2 pq} e^{\frac{1}{2}h^2 \beta^2 pq} \int_0^\infty dx x^{k+l+h-2} w^{p-2}(x) w(x e^{(k+l)\beta^2 pq}) w(x e^{h\beta^2 pq}) + \\ & + p(p-1) e^{\frac{1}{2}(k+h)^2 \beta^2 pq} e^{\frac{1}{2}l^2 \beta^2 pq} \int_0^\infty dx x^{k+l+h-2} w^{p-2}(x) w(x e^{(k+h)\beta^2 pq}) w(x e^{l\beta^2 pq}) + \\ & + p(p-1) e^{\frac{1}{2}(l+h)^2 \beta^2 pq} e^{\frac{1}{2}k^2 \beta^2 pq} \int_0^\infty dx x^{k+l+h-2} w^{p-2}(x) w(x e^{(l+h)\beta^2 pq}) w(x e^{k\beta^2 pq}) + \\ & + p(p-1)(p-2) e^{\frac{1}{2}(k^2+l^2+h^2)\beta^2 pq} \int_0^\infty dx x^{k+l+h-2} w^{p-3}(x) w(x e^{k\beta^2 pq}) w(x e^{l\beta^2 pq}) w(x e^{h\beta^2 pq})] \end{aligned} \quad (57)$$

with  $w(x)$  given in equation (39).

Through identity (56) we have been able to reduce  $p$ -dimensional to “sort of” 2-dimensional integrals.

They are not technically 2-dimensional integrals because in formula (57) for each value of the integration variable  $x$  we have to perform 2, 3 or 4 integrations to obtain the function  $w$  in different points (instead of just one integration which would be needed in a regular 2-d integral). Some care is needed in the computation of  $w(x)$ , especially for small  $x$ 's since the integrand has an extremely steep growth near zero and the integration step must be taken very small.

In order to go to very large values of  $p$  it should be better to recast the integrals (57) in their asymptotic form using Eq.s (A4) and (A7) given in the Appendix. We report below the results for different values of the number of colours  $p$ .

$p$	$T_d$	$q_d$	$\lambda$	$a$
5	1.0101	0.09507	0.8764	0.2290
7	1.0577	0.2206	0.8236	0.2651
10	1.1420	0.3238	0.8052	0.2759
12	1.1970	0.3665	0.8002	0.2787
15	1.2748	0.4114	0.7962	0.2810
20	1.3926	0.4598	0.7930	0.2827
30	1.5941	0.5142	0.7904	0.2841
40	1.7648	0.5455	0.7895	0.2846
100	2.4964	0.6187	0.7892	0.2848

## V. COMPARISON WITH NUMERICAL SIMULATIONS

For  $p = 10$  there are Monte Carlo simulations performed in Ref. [25, 26] to investigate the finite-size ef-

fects on the glass transition. They find that the thermodynamic static quantities such as the energy, the entropy, the susceptibility and the overlap distribution display very strong finite size effects. It is found also that the system remains always ergodic and the *plateau* in the equilibrium spin-spin correlation function  $C(t)$  is almost invisible even at temperatures close to the dynamical transition  $T_G$  and big system sizes. Since for  $N \rightarrow \infty$  the physics of the system should be described by the exact mode-coupling equations, they expect a divergence of the relaxation time  $\tau(t)$  with a power law behaviour at the dynamical transition.

$$\tau \propto \left( \frac{T}{T_d} - 1 \right)^{-\gamma} \quad (58)$$

with an exponent  $\gamma$  which, in mode coupling theory is related to the exponents  $a$  and  $b$  through the exact relation

$$\gamma = \frac{1}{2a} + \frac{1}{2b} \quad (59)$$

They plot  $\tau^{-\frac{1}{\gamma}}$  for a set of reasonable trial values of  $\gamma$  and find that the data are linearized in the region  $1.1 \leq T \leq 1.4$  for  $\gamma = 2.0 \pm 0.5$ . This value of  $\gamma$  gives, through the relation (59), an indirect estimate for  $a(\gamma) \approx 0.36$ . Two different kinds of finite-size scaling are considered in order to perform extrapolations of  $C(t, N)$  at  $N \rightarrow \infty$ . They find that only one of the two gives a  $C(t)$  which is well compatible with a power law behaviour of the type (1). In this way they can make a rough direct estimate of the exponent, obtaining  $a = 0.33 \pm 0.04$  which, despite the difficulties (identification of the plateau, extrapolation etc...) is close (within  $2\sigma$ ) to our exact computation.

## VI. CONCLUSIONS AND REMARKS

In the first part of this paper we have presented a review of some known results about the disordered Potts model. In the second part, exploiting a technique that has been recently developed [14], we have computed the dynamical exponents of the autocorrelation decay both in the case of continuous and discontinuous transition, in a completely static framework.

In Fig. 2 we show the plot of the exponent  $a$  as a function of the parameter  $p$  from  $p = 5$  up to  $p = 40$ .

Since our computation is non-perturbative, the exponents can be determined with arbitrary precision and they can be taken as a reference in numerical simulations. Knowing a priori the exponents in the thermodynamic limit, one has an additional tool for studying, for example, the finite size effects and the deviations from MCT in a numerical simulation of a finite (fully-connected) system.

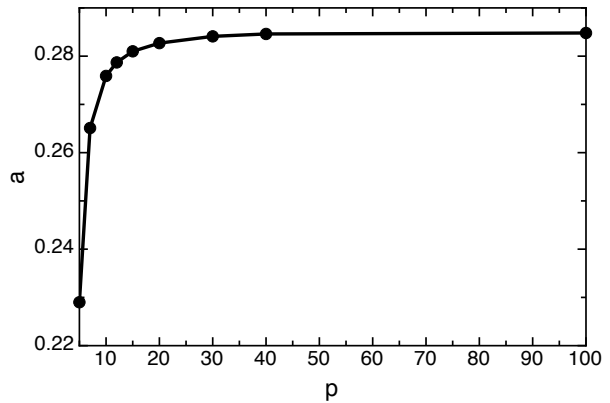


FIG. 2: The exponent  $a$  computed for different values of the number of colours  $p$  in the discontinuous regime.

## Acknowledgements

The authors would like to thank Luca Leuzzi and Ulisse Ferrari for many useful discussions and for a critical reading of the manuscript.

## Appendix A: Infinite $p$ limit

In this Appendix we compute the dynamical critical temperature  $T_d$  and overlap  $q_d$  in the limit  $p \rightarrow \infty$  and the first correction.

Using identity (56) the  $p$ -dimensional integral  $L$  of Eq. (42) can be rewritten in the following way

$$L^{(p)}(\beta, q) = \int_0^\infty dx \left[ w \left( x e^{-\frac{3}{2}\beta^2 pq} \right) \right]^{p-1} w \left( x e^{\frac{1}{2}\beta^2 pq} \right) \quad (A1)$$

Setting  $\alpha \equiv \beta p^{1/2} q^{1/2}$  and making the change of variables

$$x = e^{\frac{1}{2}\alpha^2 + \alpha \bar{x}} \quad (A2)$$

the integral becomes

$$\int_{-\infty}^\infty d\bar{x} \alpha e^{\frac{1}{2}\alpha^2 + \alpha \bar{x}} w \left( e^{\alpha^2 + \alpha \bar{x}} \right) \left[ w \left( e^{-\alpha^2 + \alpha \bar{x}} \right) \right]^{p-1} \quad (A3)$$

Through standard manipulations it can be shown that

$$\alpha e^{\frac{1}{2}\alpha^2 + \alpha \bar{x}} w \left( e^{\alpha^2 + \alpha \bar{x}} \right) = \frac{1}{\sqrt{2\pi}} e^{-\frac{1}{2}\bar{x}^2} F(\bar{x}) \quad (A4)$$

where  $F(\bar{x})$  tends to unity in the  $\alpha \rightarrow \infty$  limit

$$F(\bar{x}) = \int_{-\infty}^\infty dy \left[ e^{y-e^y} \right] e^{-\frac{y^2}{2\alpha^2} - \frac{y\bar{x}}{\alpha}} \quad (A5)$$

Moreover we have clearly

$$w \left( e^{-\alpha^2 + \alpha \bar{x}} \right) \rightarrow 1 \quad (A6)$$



The behaviour of  $w^{p-1}$  and, consequently, of the integral  $L$  is now determined by the leading order of the first correction  $\Delta = w - 1$ , in fact

$$\left[ w \left( e^{-\alpha^2 + \alpha \bar{x}} \right) \right]^{p-1} \simeq \exp [p \log (1 + \Delta)] \quad (\text{A7})$$

We have to compute the leading behaviour of

$$\Delta = \int_{-\infty}^{\infty} dy e^{-\frac{1}{2}y^2} \left[ \exp \left( -e^{-\alpha^2 + \alpha(y + \bar{x})} \right) - 1 \right] \quad (\text{A8})$$

making the change of variables

$$y = z + \alpha - \bar{x} \quad (\text{A9})$$

we obtain the form

$$\Delta = e^{-\frac{1}{2}\alpha^2 + \alpha \bar{x}} \int_{-\infty}^{\infty} dz e^{-\frac{1}{2}(z - \bar{x})^2} e^{-\alpha z} [\exp(-e^{\alpha z}) - 1] \quad (\text{A10})$$

which in the limit of large  $\alpha$  goes to the following form

$$\begin{aligned} \Delta &\simeq -e^{-\frac{1}{2}\alpha^2 + \alpha \bar{x}} \int_{-\infty}^{\infty} dz e^{-\frac{1}{2}(z - \bar{x})^2} \theta(-z) \\ &= -\frac{1}{2} e^{-\frac{1}{2}\alpha^2 + \alpha \bar{x}} \text{Erfc} \left( \frac{\bar{x}}{\sqrt{2}} \right) \end{aligned} \quad (\text{A11})$$

Given this correction, Eq. (A7) becomes

$$w^{p-1} \simeq \exp \left[ -\frac{p}{2} e^{-\frac{1}{2}\alpha^2 + \alpha \bar{x}} \text{Erfc} \left( \frac{\bar{x}}{\sqrt{2}} \right) \right] \quad (\text{A12})$$

In order to obtain a finite result for finite  $\bar{x}$  we must have:

$$\log(p) - \frac{\alpha^2}{2} + t\alpha = 0 \quad (\text{A13})$$

for some value of  $t$  which now becomes our variable. Under this condition  $w^{p-1}$  behaves like  $\theta(t - \bar{x})$  and the equation for the overlap now reads

$$q = \frac{1}{2} \left( 1 + \text{Erf} \left( \frac{t}{\sqrt{2}} \right) \right) \quad (\text{A14})$$

Using a rescaled inverse temperature  $\beta^2 = \xi \log(p)/p$  we have

$$\alpha^2 = \xi q \log(p) \quad (\text{A15})$$

and Eq. (A13) becomes

$$\xi q - \frac{2t}{\sqrt{\log(p)}} (\xi q)^{\frac{1}{2}} - 2 = 0 \quad (\text{A16})$$

Substituting Eq. (A16) into Eq. (A14) we get

$$q = \frac{1}{2} \left( 1 + \text{Erf} \left( \frac{1}{2\sqrt{2}} (\xi q - 2) \sqrt{\frac{\log(p)}{\xi q}} \right) \right) \quad (\text{A17})$$

Eq. (A17) can be used to obtain approximate solutions

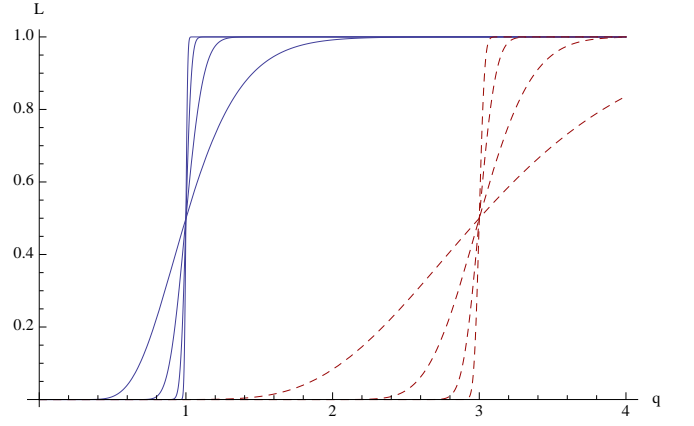


FIG. 3: The right hand side of equation (A17) for  $p = 10^{10}, 10^{10^2}, 10^{10^3}, 10^{10^4}$ . Solid line:  $\xi = 2$ . Dashed line:  $\xi = 2/3$ .

in the large  $p$  limit.

From Eq. (A17) it is clear at this stage that  $L^{(\infty)}$ , given a rescaled inverse temperature  $\xi$ , is a step function in  $q$  with breaking point  $2/\xi$  (see Fig. 3). It then follows straightforwardly that in the  $p \rightarrow \infty$  limit we have

$$\begin{aligned} q_d^{(\infty)} &= 1 \\ \xi_d^{(\infty)} &= 2 \end{aligned} \quad (\text{A18})$$

We are now interested in computing the first correction to the critical point for non-infinite  $p$ . Considering that  $1 \ll t \ll \log(p)$ , from Eq.s (A14) and (A16), we have at leading order

$$\begin{aligned} q &= 1 - \frac{e^{-t^2/2}}{t\sqrt{2\pi}} \\ \xi q &\simeq 2 + 2\sqrt{2} \frac{t}{\sqrt{\log(p)}} + \dots \end{aligned} \quad (\text{A19})$$

we can then define

$$\begin{aligned} \varepsilon &= 1 - q \\ \mu &= \xi - 2 \end{aligned} \quad (\text{A20})$$

satisfying the two coupled equations

$$\begin{aligned} \varepsilon &= \frac{e^{-t^2/2}}{t\sqrt{2\pi}} \\ \mu - 2\varepsilon &= 2\sqrt{2} \frac{t}{\sqrt{\log(p)}} \end{aligned} \quad (\text{A21})$$

We can obtain  $t^2$  from the second of Eq.s (A21) and plug it into the logarithm of the first one getting, at leading order

$$\log(\varepsilon) = -\frac{1}{16} \log(p) (\mu - 2\varepsilon)^2 \quad (\text{A22})$$

At criticality the derivative of Eq. (A22) must hold as well, giving the second constraint necessary to determine

both  $\varepsilon$  and  $\mu$

$$\frac{1}{\varepsilon} = \frac{1}{4} (\mu - 2\varepsilon) \log(p) \quad (\text{A23})$$

Substituting this last equation into (A22) one obtains

$$\varepsilon^2 \log(\varepsilon) = -\frac{1}{\log(p)} \quad (\text{A24})$$

which at leading order gives

$$\varepsilon = \left[ \frac{2}{\log(p) \log(\log(p))} \right]^{\frac{1}{2}} \quad (\text{A25})$$

Substituting into (A23) and taking the leading order we get the other correction

$$\mu = 2\sqrt{2} \left[ \frac{\log(\log(p))}{\log(p)} \right]^{\frac{1}{2}} \quad (\text{A26})$$

Given  $\varepsilon$  and  $\mu$  we can write the dynamical overlap and critical temperature with the leading correction for large  $p$ :

$$q_d = 1 - \left[ \frac{2}{\log(p) \log(\log(p))} \right]^{\frac{1}{2}} \quad (\text{A27})$$

$$T_d^2 = \frac{p}{2 \log(p)} \left[ 1 - \sqrt{2} \left[ \frac{\log(\log(p))}{\log(p)} \right]^{\frac{1}{2}} \right]$$

- 
- [1] G. Parisi, *J. Phys. A: Math. Gen.* **13**, L115 (1980).
  - [2] A. Crisanti and H. Sommers, *Z. Phys. B* **87**, 341 (1992).
  - [3] D. Gross, I. Kanter, and H. Sompolinsky, *Phys. Rev. Lett.* **55**, 304 (1985).
  - [4] A. Crisanti, H. Horner, and H. Sommers, *Z. Phys. B* **92**, 257 (1993).
  - [5] T. Kirkpatrick and P. Wolynes, *Phys. Rev. B* **36**, 8552 (1987).
  - [6] T. Kirkpatrick and D. Thirumalai, *Phys. Rev. B* **36**, 5388 (1987).
  - [7] T. Kirkpatrick and D. Thirumalai, *Phys. Rev. Lett.* **58**, 2091 (1987).
  - [8] T. R. Kirkpatrick and P. G. Wolynes, *Phys. Rev. A* **35**, 3072 (1987).
  - [9] R. Monasson, *Phys. Rev. Lett.* **75**, 2847 (1995).
  - [10] M. Mézard and G. Parisi, *J. Phys. A: Math. and Gen.* **29**, 6515 (1996).
  - [11] M. Mézard and G. Parisi, *Phys. Rev. Lett.* **82**, 747 (1999).
  - [12] G. Parisi and F. Zamponi, *Rev. Mod. Phys.* **82**, 58 (2010).
  - [13] W. Gotze, *Complex Dynamics of Glass-Forming Liquids: A Mode-Coupling Theory* (Oxford University Press, 2009).
  - [14] F. Caltagirone, U. Ferrari, L. Leuzzi, G. Parisi, F. Ricci-Tersenghi, and T. Rizzo, *arXiv:1111.6420v1*, to appear *PRL* (2011).
  - [15] R. K. P. Zia and D. J. Wallace, *J. Phys. A* **8**, 1495 (1975).
  - [16] D. Elderfield and D. Sherrington, *J. Phys. C* **16**, L497 (1983).
  - [17] D. Elderfield and D. Sherrington, *J. Phys. C* **16**, L971 (1983).
  - [18] T. Temesvári, C. De Dominicis, and I. Pimentel, *The European Physical Journal B* **25**, 361 (2002).
  - [19] E. De Santis, G. Parisi, and F. Ritort, *J. Phys. A* **28**, 3025 (1995).
  - [20] S. Franz and G. Parisi, *J. Phys. I (France)* **5**, 1401 (1995).
  - [21] B. Derrida, *Phys. Rev. B* **24**, 2613 (1981).
  - [22] H. Sompolinsky and A. Zippelius, *Phys. Rev. B* **25**, 6860 (1982).
  - [23] A. Crisanti, *Nucl. Phys. B* **796** (2008).
  - [24] Y. Y. Goldschmidt, *EPL* **6** (1988).
  - [25] C. Brangian, W. Kob, and K. Binder, *J. Phys. A* **35**, 191 (2002).
  - [26] C. Brangian, W. Kob, and K. Binder, *Computer Physics Communications* **35**, 154 (2002).
  - [27] Note that formula (38) differs from the one in ref. [19] in which there was a typing mistake (a 1/2 in the argument of the exponential).