

# Diffusion in Directed Modular Networks

Cesar H. Comin<sup>1</sup>, Matheus P. Viana<sup>1</sup>, Lucas Antigueira<sup>2</sup>, and Luciano da F. Costa<sup>1\*</sup>

<sup>1</sup>*Institute of Physics at São Carlos, University of São Paulo,  
São Carlos, São Paulo, Brazil*

<sup>2</sup>*Institute of Mathematics and Computer Science,  
University of São Paulo, São Carlos, São Paulo, Brazil*

(Dated: May 15, 2022)

Because diffusion typically involves symmetric interactions, scant attention has been focused on studying asymmetric cases. However, important networked systems underlain by diffusion (e.g. cortical networks and WWW) are inherently directed. In the case of undirected diffusion, it can be shown that the steady-state probability of the random walk dynamics is fully correlated with the degree, which is no longer true for directed networks. We investigate the relationship between such probability and the inward node degree in modular networks, which we call *efficiency*. Our findings show that the efficiency of a given community depends mostly on the balance between its ingoing and outgoing connections. In addition, we derive analytical expressions to show that neither the internal degree nor the communities topology play a crucial role in their efficiency. The results are illustrated with respect to the macaque cortical network, providing subsidies for improving transportation and communications systems.

## I. INTRODUCTION

Diffusion is one of the most fundamental dynamics in physics. In addition to being ubiquitous, diffusion also underlies important non-linear systems such as Turing reaction-diffusion, Schrödinger, Fokker-Planck, and Navier-Stokes equations. Because these systems typically present symmetric interactions, few works have addressed the asymmetric counterpart. However, important networked systems in biology (e.g. cortical and metabolic networks), transportation (e.g. city traffic), and communications (e.g. WWW and email networks) are typically directed and underlain by diffusion [1]. A particularly important property of such systems is how the asymptotic probability of the random walk dynamics (activation) can be predicted from intrinsic topological features. For instance, it is known that the activation is fully correlated with the node degree for undirected networks [2]. However, this is no longer ensured in the case of diffusion in directed networks [3]. The present work reports an investigation on how the balance of directed edges in modular networks defines how activation increases with the inward node degree inside each community, a concept that we call *efficiency*. In particular, we develop an analytical model, showing that neither the internal degree nor the community topology play a crucial role in defining the efficiency. Though general, our findings are illustrated with respect to the macaque cortical network [4].

There are many studies concerning diffusion over undirected networks [5, 6], but the most recognized property of this dynamics is that its steady-state probability is completely defined by the number of neighbors (or degree)  $k_i$  of a given node  $i$  [6]. To illustrate this, we con-

sider a random walk taking place on the network. If the walker is at node  $j$  at time  $t - 1$ , we can write the probability of finding this agent at node  $i$  at time  $t$  as

$$\mathcal{P}_i(t) = \sum_{j=1}^N \frac{A_{ij}}{k_j} \mathcal{P}_j(t-1), \quad (1)$$

where  $k_j$  denotes the degree of node  $j$ ,  $N$  is the total number of nodes, and  $A_{ij}$  is the element  $(i, j)$  of the adjacency matrix  $\mathbf{A}$ . After a long period of time, the system is guaranteed to reach equilibrium [7] and we have  $\mathcal{P}_i(t) = \mathcal{P}_i(t-1) = \mathcal{P}_i^\infty$ . In order to find  $\mathcal{P}_i^\infty$  we can use the detailed balance condition  $\mathcal{P}_i^\infty k_j = \mathcal{P}_j^\infty k_i$  [6], to obtain [2]

$$\mathcal{A}_i = \mathcal{A}_i = \frac{k_i}{N \langle k \rangle}, \quad (2)$$

which we henceforth call the *activity* of node  $i$ .

In the case of directed networks, the relation between the activity and the degree of a given node is not linear and remains not completely understood. In this work we focus on the study of some interesting properties that emerge when considering the direction of the edges. Fortunato et al. [8] studied the problem of searching in directed networks and found an expression for the PageRank dynamics, which is basically a random walk process with additional random jumps occurring with probability  $q$ . In the limit  $q \rightarrow 0$ , the PageRank reduces to our definition for the activity of a node in a strongly connected network, that is,

$$\mathcal{A}_i = \frac{1}{N \langle k^{\text{in}} \rangle} k_i^{\text{in}} \quad (3)$$

where  $k^{\text{in}}$  is the number of connections that point to a node, called inward degree.

\* Corresponding author: ldfcosta@gmail.com

An example of directed network where this relation can be studied is the cortical network of the Macaque of the family *Cercopithecidae* [4] shown in Figure 1(a). In this network, each node corresponds to a cortical region and the directed edges correspond to corticocortical tracts connecting these regions. This network has been largely studied in order to understand how stimulus in specific regions of the cortex can induce activation in other regions. Concerning the topological organization of this cortical network, we observe the presence of two communities [9], which are mostly related to the spatial position (anterior and posterior) of the nodes, as seen in Figure 1(a). The anterior community corresponds to the regions responsible for performing high level tasks such as sensory integration and planning, while the posterior community is related to the primary sensory processing, including the cortical visual area in the occipital, temporal and parietal lobes [10]. We also found an asymmetry of connections between these two communities, with the posterior module receiving more connections from the anterior module than the other way around. In Figure 1(b) we show  $\mathcal{A}_i$  in terms of  $k_i^{\text{in}}$  for every node of this network, which contradicts the linear dependence between these variables suggested by Equation 3. The non-linear behavior shown in Figure 1(b) was first observed in Ref. [3], and is here verified to be related to the modular organization of the cortical network, identified by the black and white nodes, which correspond to the posterior and anterior communities in Figure 1(a), respectively.

How does the topology of the cortical network originate the observed non-linearity? In order to address this question, we first need to consider the probability of the walker being at one of the communities. Suppose we have a network of  $N$  nodes and  $n$  communities. For simplicity's sake, we also suppose that all communities have the same size  $N/n$  (the case for different sizes is straightforward). The evolution of the probability  $P_m$  of finding the walker at community  $m$ , is given by

$$\partial_t P_m = -P_m \sum_{h \neq m} p_{mh} + \sum_{h \neq m} P_h p_{hm} \quad (4)$$

where  $p_{mh}$  is the probability of the walker going from community  $m$  to  $h$ . In the equilibrium,  $\partial_t P_m = 0$  and the probability of the walker being at each community is given by the eigenvector  $\boldsymbol{\pi}$  associated to the unitary eigenvalue of the transition matrix  $\mathbf{T}$ , whose elements are equal to  $p_{mh}$ . If we call  $\kappa_{mh}$  the variable associated to the number of outward connections that a node inside community  $m$  has with community  $h$ , the elements of matrix  $\mathbf{T}$  can be written as

$$p_{mh} = \sum_{\kappa_{m1}} \dots \sum_{\kappa_{mn}} P(m \rightarrow h | \kappa_{m1}, \dots, \kappa_{mn}) P(\kappa_{m1}, \dots, \kappa_{mn}) \quad (5)$$

where  $P(m \rightarrow h | \kappa_{m1}, \dots, \kappa_{mn})$  is the conditional probability that the walker, being in a node with exactly

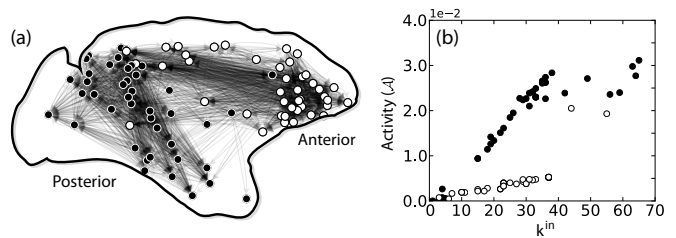


FIG. 1. (a) Largest strongly connected component of the Macaque cortical network partitioned in two communities. This component has 85 nodes and average degree  $\langle k \rangle = 27.7$ . (b) Relationship between the activity and inward degree of each node. Nodes in (b) are colored according to the community they belong in (a).

$\{\kappa_{m1}, \dots, \kappa_{mn}\}$  connections, will move from community  $m$  to  $h$ . This probability can be expressed as

$$P(m \rightarrow h | \kappa_{m1}, \dots, \kappa_{mn}) = \frac{\kappa_{mh}}{\kappa_m^{\text{out}}}, \quad (6)$$

where  $\kappa_m^{\text{out}} = \sum_{l=1}^n \kappa_{ml}$  corresponds to the number of outward connections of nodes inside community  $m$ . Regarding Poissonian networks (e.g. Erdős-Rényi random graph), Equation 5 can be exactly solved, but since the node degrees of these networks are known to be well represented by the mean value of the associated degree distribution, it is reasonable to make the homogeneous assumption and consider every node as having the same number of connections pointing to each community. Therefore, every node  $i$  inside the community  $m$  makes  $\kappa_{mh}(i) = \langle \kappa_{mh} \rangle$  connections with the community  $h$ . Under this assumption, the probability  $p_{mh}$  is related to the mixing parameter [11], and can be written as

$$p_{mh} = \frac{\langle \kappa_{mh} \rangle}{\langle \kappa_m^{\text{out}} \rangle}. \quad (7)$$

Finally, we can write the activity of a node  $i$  located inside community  $m$  as

$$\mathcal{A}_{i|m} = \frac{\pi_m}{\frac{N}{n} \langle \kappa_m^{\text{in}} \rangle} k_i^{\text{in}} = \xi_m k_i^{\text{in}}, \quad (8)$$

where,  $\langle \kappa_m^{\text{in}} \rangle = \sum_{l=1}^n \langle \kappa_{lm} \rangle$ . Equation 8 corresponds to the asymptotic probability of the walker being inside community  $m$ ,  $\pi_m$ , times the activity of a node in a directed network, given by Equation 3 evaluated over the nodes inside community  $m$ . The coefficient  $\xi_m$  is here called efficiency of the community  $m$ , since it represents the capacity of the community  $m$  to generate activity through the inward connections of its nodes.

In order to test the accuracy of Equation 8, we propose a model for modular directed network where it is possible to control the efficiency of each community. First, we define the  $n \times n$  matrices  $\boldsymbol{\kappa}$  and  $\boldsymbol{r}$ , that specify

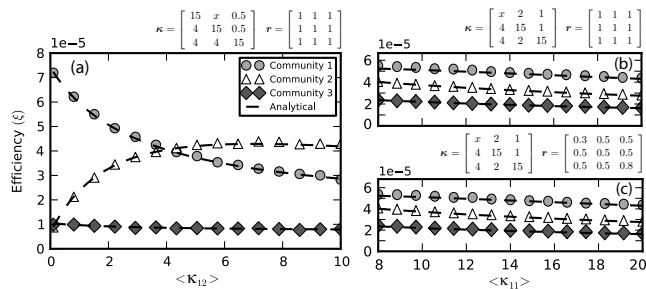


FIG. 2. (a) Illustration of how the unbalance between communities implies in large efficiency differences. (b) invariance of the efficiency when the balance is kept and the density of community 1 is varied. (c) the same as before for communities with different reciprocities. The dashed lines correspond to the predictions obtained from Equation 8. The respective parameters are shown above each graph.

the desired internal (diagonal entries) and external (off diagonal entries) degrees and reciprocities, respectively. The elements of these matrices are given by  $\langle \kappa_{mh} \rangle$  and  $\langle r_{mh} \rangle$ , respectively. The parameter  $\langle r_{mh} \rangle$  corresponds to the average reciprocity [12] of the connections between community  $m$  and  $h$ . Next, we create  $n$  undirected Erdős-Rényi networks with  $e$  edges and assign a random direction for every edge  $(i, j)$ . In addition, a reciprocal edge  $(j, i)$  is added to the network with a probability  $\langle r_{mm} \rangle$ , which defines the reciprocity of network  $m$ . The final average internal degree of this network is then  $\langle \kappa_{mm} \rangle = ne(1 + \langle r_{mm} \rangle)/N$ . Finally, the same procedure is applied to connect the created networks between themselves, but now considering the off-diagonal elements of  $\kappa$  and  $r$ .

In Figure 2(a) we show the communities efficiency for the case  $n = 3$  and  $N = 1500$  as a function of the average number of connections between communities 1 and 2,  $\langle \kappa_{12} \rangle$ . For each point in this figure, we created several networks using the proposed model. Through linear regression, we estimated the angular coefficient of the relation between activity and inward degree, which corresponds to the points of the figure. The dashed lines represent the value of  $\xi_m$  expected by Equation 8 for each community. It is clear that the homogeneous assumption works well and can correctly predict the communities efficiency.

The most striking feature of Equation 8 is that each community can have different efficiency. It is possible to show that if the communities are balanced, which is the case for all undirected networks, the internal degree cannot change the relative efficiency between communities. In order to show that, let us consider the case where all the communities are balanced and, consequently,  $\langle \kappa_{mh} \rangle = \langle \kappa_{hm} \rangle$  for all  $h \neq m$ , implying  $\langle \kappa_m^{\text{out}} \rangle = \langle \kappa_m^{\text{in}} \rangle$ . Therefore,  $\pi_m = \frac{1}{n} \langle \kappa_m^{\text{in}} \rangle / \langle k^{\text{in}} \rangle$  is an eigenvector of the transition matrix  $T$ , and

$$\mathcal{A}_{i|m} = \frac{1}{N \langle k^{\text{in}} \rangle} k_i^{\text{in}} \quad (9)$$

which does not depend on the community and recovers the previous result given in Equation 3. This result means that denser communities have greater activity, but the relation between activity and inward degree remains the same for every community. If we try to increase the activity of community  $m$  by adding edges inside it, both its average inward degree  $\langle \kappa_m^{\text{in}} \rangle$  and probability  $\pi_m$  will increase in the same proportion, making the efficiency nearly constant according to Equation 8. The only change comes from the increase in average inward degree  $\langle k^{\text{in}} \rangle$  of the network, which in general cases is hardly affected by the change of only one community. We observed that such a behavior is also verified when the communities are unbalanced, as shown in Figure 2(b), or for networks with different reciprocities, as shown in Figure 2(c).

To better understand the effect of unbalancing the connections between communities, we start with  $n$  balanced communities, and invert a fraction  $1 - \epsilon$  of the outgoing connections between the community  $f$  and  $m$ . This is repeated for every community  $m$ , so as to greatly increase the activity of  $f$ . We need to show that under reasonable conditions the efficiency of  $f$  after the rewiring process ( $\xi_f$ ) is higher than the rest of the network, i.e.  $\xi_f / \xi_m > 1$  for a given  $m$ . In order to do so we first observe that the new transition probabilities,  $p'_{mh}$ , are given by

$$p'_{mh} = \begin{cases} \frac{\langle \kappa_{mh} \rangle + \langle \kappa_{mh} \rangle (1 - \epsilon) \delta_{f,h}}{\langle \kappa_m^{\text{out}} \rangle + \langle \kappa_{mf} \rangle (1 - \epsilon)} & m \neq f \\ \frac{\langle \kappa_{fh} \rangle \epsilon}{\epsilon \sum_{l \neq f} \langle \kappa_{fl} \rangle + \langle \kappa_{ff} \rangle} & m = f, h \neq f \\ \frac{\langle \kappa_{ff} \rangle}{\epsilon \sum_{l \neq f} \langle \kappa_{fl} \rangle + \langle \kappa_{ff} \rangle} & m = h = f, \end{cases} \quad (10)$$

where  $\delta_{f,h} = 1$  if  $f = h$  and 0 otherwise. Therefore, in the limit  $\epsilon \rightarrow 0$ , the ratio  $\pi'_f / \pi_m$  for  $m \neq f$ , between the elements of the eigenvector  $\pi'$  of the new transition matrix, must diverge. On the other hand, assuming that  $\langle \kappa_m^{\text{in}} \rangle$  denotes the number of inward connections of nodes inside community  $m$  after the inversion process, the inward degree ratio, given by

$$\frac{\langle \kappa_m^{\text{in}} \rangle}{\langle \kappa_f^{\text{in}} \rangle} = \frac{\langle \kappa_m^{\text{in}} \rangle - (1 - \epsilon) \langle \kappa_{mf} \rangle}{\langle \kappa_f^{\text{in}} \rangle + (1 - \epsilon) \sum_{l \neq f} \langle \kappa_{fl} \rangle} \approx \frac{\langle \kappa_m^{\text{in}} \rangle - \langle \kappa_{mf} \rangle}{2 \langle \kappa_f^{\text{in}} \rangle - \langle \kappa_{ff} \rangle} \quad (11)$$

will remain bounded, making the efficiency ratio between communities  $f$  and  $m$  being necessarily higher than one.

In the case of communities with scale-free topology [11], it is harder to find a closed expression for the activity, but there is nothing indicating that the same effect cannot be observed. There is also no standard model to generate a modular network with scale-free topology

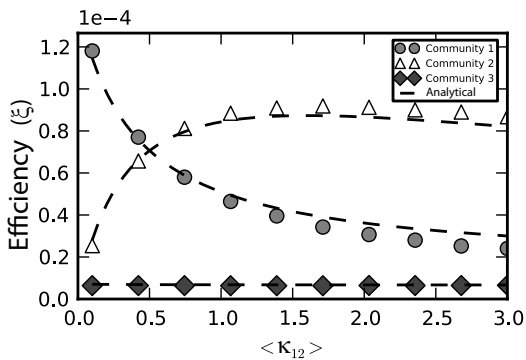


FIG. 3. Efficiency as a function of  $\langle \kappa_{12} \rangle$  in a modular network whose communities have scale-free topology. All communities have  $\langle \kappa_{mm} \rangle = 6$  and  $\langle r_{mm} \rangle = 1$ ,  $\forall m$ ,  $\langle \kappa_{13} \rangle = \langle \kappa_{23} \rangle = 0.01$  and  $\langle \kappa_{21} \rangle = \langle \kappa_{31} \rangle = \langle \kappa_{32} \rangle = 0.5$ . Dashed lines correspond to the analytical prediction.

in which the balance of connections between the communities can be systematically controlled. Nevertheless, we can imagine a very simple model where  $n$  Barabási-Albert networks [13] are created and randomly connected in the same manner as in our previously presented model. This is not a truly scale-free network, but it can be shown that  $p_{mh}$  is given as

$$p_{mh} = a \sum_{\kappa_{mm}} \frac{\langle \kappa_{mh} \rangle (1 - \delta_{m,h}) + \kappa_{mm} \delta_{m,h}}{\kappa_{mm}^3 \left( \sum_{l \neq m} \langle \kappa_{ml} \rangle + \kappa_{mm} \right)}, \quad (12)$$

where  $a$  is a normalization factor. This expression should work well if the external degree of the nodes is smaller than the minimum degree of the BA networks. In Figure 3 we see that this is exactly what happens, in the sense that, equation 12 and the simulated results are in a good agreement for small values of  $\langle \kappa_{12} \rangle$ , but deviates as  $\langle \kappa_{12} \rangle$  increases. We also see in Figure 3 the same variation in efficiency caused by the balance between communities, which confirms that such behavior is topology independent.

Therefore, we obtained a reasonable model to explain the non-linearity observed in the relation between activity and inward degree in the cortical network. We found all the relevant parameters of each community previously detected in the cortical network, which were considered to perform a single realization of our model with Poissonian distribution. The result is shown in Figure 4, where we can see that the model originates a two-group activity that is very similar to that found for the cortical network. In addition, since the network has only two communities, we can write Equation 8 in a closed form for community 1 as

$$\mathcal{A}_1 = \frac{\pi_1}{\frac{N}{2} (\langle \kappa_{21} \rangle + \langle \kappa_{11} \rangle)} k_i^{\text{in}}, \quad (13)$$

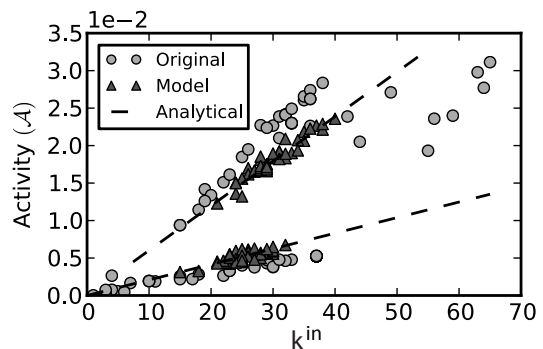


FIG. 4. Activity of the cortical network (circles) compared to the model (triangles) and the analytical prediction (dashed lines). The average degrees of the network are  $\langle \kappa_{11} \rangle = 25.95$ ,  $\langle \kappa_{22} \rangle = 23.91$ ,  $\langle \kappa_{12} \rangle = 1.21$  and  $\langle \kappa_{21} \rangle = 4.35$ . The mean reciprocities are  $\langle r_{11} \rangle = 0.714$ ,  $\langle r_{22} \rangle = 0.624$  and  $\langle r_{12} \rangle = \langle r_{21} \rangle = 0.51$ . The communities have 42 and 43 nodes.

where

$$\pi_1 = \frac{1}{1 + \frac{\langle \kappa_{12} \rangle \langle \kappa_{21} \rangle + \langle \kappa_{22} \rangle}{\langle \kappa_{21} \rangle \langle \kappa_{12} \rangle + \langle \kappa_{11} \rangle}}, \quad (14)$$

with a similar expression holding for the second community. The predicted values of activity using Equation 13 are shown in Figure 4, where we see a good agreement between the analytical and original activity of the given cortical network. The small difference likely comes from the nontrivial degree distribution and correlations in the real network which were not taken into account in our model.

The loss of correlation in directed networks has been an intriguing phenomenon. We have shown in this article that it is intrinsically associated to the unbalance of directed connections between communities in a network. We also found that the communities topology and edges reciprocity do not significantly affect their respective efficiency. The derived equations provide the basis not only for better understanding the effect of modular structure in diffusion dynamics, but also for planning strategies for increasing or decreasing the number of accesses to nodes in real-world networks. For example, in the context of the WWW, if we want to increase the activity inside a given module, it may be more efficient to add connections coming from other modules than to increase the density of connections inside the module. The implications are particularly relevant for neuroscience, where the systems are almost invariantly modular and directed. It would also be interesting to study the efficiency along topological scales, as well as to extend the results reported in this work to other types of dynamics such as integrate and fire and synchronization.

## ACKNOWLEDGMENTS

Luciano da F. Costa is grateful to FAPESP (05/00587-5) and CNPq (301303/06-1 and 573583/2008-0) for the financial support. C.H.C. is grateful to CAPES for sponsorship. M.P. Viana thanks to FAPESP for financial support (2010/16310-0).

- 
- [1] S. Boccaletti, V. Latora, Y. Moreno, M. Chavez, and D.-U. Hwang, *Physics Reports* **424**, 175 (2006).
- [2] A. Barrat, M. Barthelemy, and A. Vespignani, *Dynamical processes on complex networks* (Cambridge University Press, Cambridge, 2008).
- [3] L. Antigueira and L. d. F. Costa, *Communications in Computer and Information Science* **116**, 46 (2011).
- [4] M. Kaiser and C. C. Hilgetag, *PLoS Computational Biology* **2**, e95 (2006).
- [5] L. Lovász, *Random walks on graphs: a survey*, *Combinatorics, Paul Erdos is Eighty, Vol. 1* (Janos Bolyai Mathematical Society, Hungary, 1993).
- [6] J. D. Noh and H. Rieger, *Physical Review Letters* **92**, 118701 (2004); A. N. Samukhin, S. N. Dorogovtsev, and J. F. F. Mendes, *Phys. Rev. E* **77**, 036115 (2008); A. J. Bray and G. J. Rodgers, *Phys. Rev. B* **38**, 11461 (1988); D. Gfeller and P. De Los Rios, *Phys. Rev. Lett.* **99**, 038701 (2007); S. Jespersen, I. M. Sokolov, and A. Blumen, *Phys. Rev. E* **62**, 4405 (2000); Z. Burda, J. Duda, J. M. Luck, and B. Waclaw, *Phys. Rev. Lett.* **102**, 160602 (2009).
- [7] The limit exists if and only if the network contains an odd loop [6].
- [8] S. Fortunato, M. Boguñá, A. Flammini, and F. Menczer, *Internet Mathematics* **4**, 245 (2009).
- [9] In order to detect the communities of the directed cortical network, we used the algorithm proposed by Leicht et al. [14].
- [10] L. P. Sugrue, G. S. Corrado, and W. T. Newsome, *Nature Reviews Neuroscience* **6**, 363 (2005).
- [11] A. Lancichinetti and S. Fortunato, *Phys. Rev. E* **80**, 016118 (2009).
- [12] M. E. J. Newman, *Networks: An introduction* (Oxford University Press, 2010).
- [13] A. L. Barabási and R. Albert, *Science* **286**, 509 (1999).
- [14] E. A. Leicht and M. E. J. Newman, *Phys. Rev. Lett.* **100**, 118703 (2008).