

Wavelets for Single Carrier Communications

Ömer Bulakci

PhD candidate at Aalto University School of Electrical Engineering, omer.bulakci@ieee.org

Abstract: This paper aims to provide a report regarding the seminar presentation given on 23.02.2011 as a part of the postgraduate seminar course *S-88.4223 Wavelets in Communications*¹ lectured by Dr. Sumesh Parameswaran at Aalto University School of Electrical Engineering. In particular, the topic on “wavelets for single carrier communications” has been considered in this paper.

I. Introduction

Wavelets are small oscillatory waveforms that are non-zero for a limited period of time, satisfying certain mathematical conditions. The primary advantages of wavelet transform are considered to be *wavelet diversity* and *high localization in time and frequency domains*. Fast wavelet transform is implemented via filter banks. One important feature of the wavelets is that wavelet symbols are overlapping both in time and frequency. This feature enables a high spectral efficiency. Another important feature of the wavelets is the so-called *wavelet diversity*. Wavelet diversity implies that there exist various wavelet families and new wavelets can be designed depending on the application of interest. This paper provides an overview of the wavelet applications in the field of single carrier communications.

II. Wavelet Modulation

It is promising to use bandwidth efficient overlapped wavelet packet functions for modulation. It has been shown that the orthogonality of the wavelets can be exploited to increase the bandwidth efficiency [1]. Since wavelet packet functions are overlapped a guard band consisting of cyclic prefix is not available for the wavelets with a multi-channel scheme. The advantage of this is the increased bandwidth efficiency at the cost of decreased flexibility against multipath fading tolerance due to the lack of a cyclic prefix.

In [2], two wavelet systems are proposed. In the first system, wavelets are used for pulse shaping. It has been shown that wavelet based pulse shaping (with Daubechies 10) the spectral efficiency of the system can be made higher than the system using raised cosine. It is further shown that the spectral efficiency can be increased by means of using mother wavelet together with the dyadic expansions. Note that in [3], the author shows that the upper limit of the spectral efficiency is two, if infinite dyadics are used. For the first system it is also demonstrated that different wavelet families can have different spectral efficiencies (see Table 2). The spectral efficiencies are tabulated in Table 1 and Table 2 [2]. In Table 1, wavelet 1, wavelet 1.5, and wavelet 1.75 correspond to mother wavelet, mother wavelet plus first dyadic expansion and mother wavelet plus first and second dyadic expansions, respectively. In the second proposed system, the classical oscillator is replaced by a waveform generator that produces a basic mother wavelet [2]. This model is referred to as Wavelet Shift Keying (WSK). The authors show that the

¹ <https://sites.google.com/site/tkksigpostgrad/Home/wavelets-in-communication-engineering>

spectral efficiency of this system becomes comparable (even better) with the BPSK system using raised cosine filtering when other user's information is as well transmitted on the same band. Besides, the authors mention that the binary WSK performs similar to BPSK in the presence of AWGN.

Table 1. Comparison of SE of RC with Daubechies system

System	Spectral Efficiency (Base band) b/S/Hz	Spectral Efficiency (Pass band) b/S/Hz
RC	0.83	Not Applicable
Wavelet 1	0.7	0.85
Wavelet 1.5	1.01	1.10
Wavelet 1.75	1.12	1.22

Table 2. Comparison among different Wavelet Systems

Wavelet System (Using three dyadics)	Spectral Efficiency (Base band) b/S/Hz	Spectral Efficiency (Pass band) b/S/Hz
Daubechies	1.12	1.22
Symlets	1.05	1.14
Coiflets	0.95	1.04

III. Bandwidth Efficiency (Demonstration)

In the presentation, one of the strong aspects of the wavelets has been presented. Namely, the wavelet diversity can be exploited to find a wavelet function with desired bandwidth characteristics. By means of the spectra of different QMFs (as used in the filter banks) corresponding to different wavelet families, it is shown that the spectra of these wavelet families can differ significantly. Furthermore, the impact of the receiver bandwidth on the correct detection of the receiver symbols has been demonstrated. In this demonstration, the error vector magnitude (EVM) between the received symbol and ideal symbol is determined with respect to the normalized bandwidth of the receiver filter. In this scheme, Fourier transform based Orthogonal Frequency Division Multiplexing (OFDM) and wavelet transform based OFDM are as well compared using 512 subcarriers and an oversampling factor of two. For the wavelet transform based OFDM Daubechies 10 (db10) wavelet is used. It is observed that wavelet transform based OFDM is more tolerant to the inband distortion, which is supported by the fast decay of the side-lobes. It is worth noting that through different wavelet families such performance can be further enhanced. The trade-off is in general between the complexity of the wavelet implementation and the performance.

IV. The modified Gaussian: A Novel Wavelet

One of the key points of the wavelet based communications is the inherent flexibility of choosing the basis functions. Moreover, different wavelets can be as well designed. In [4] a novel wavelet called *the modified Gaussian* is introduced. It is presented that the new wavelet has very low side lobes and its bandwidth efficiency is compared to that of the square-root raised cosine. This novel wavelet is obtained by applying the so-called orthogonalization trick. A further advantage of this design is that the spectral efficiency can be controlled by a parameter. The Fourier transform of the scaling function is formulated in (1).

$$\Phi(f) = \frac{e^{-\sigma^2 T^2 (2\pi f)^2}}{\sqrt{\sum_{l \in \mathcal{Z}} e^{-8\sigma^2 T^2 \pi^2 (f+l/T)^2}}} \quad (1)$$

V. Wavelets in Single Carrier (SC)-FDMA Systems

OFDM is a modulation technique well known from wireless and wired communications and part of standards as LTE, WiMAX, WLAN, DVB and DAB [5][6]. However, a major drawback of OFDM is high peak-to-average power ratio (PAPR). Therefore, a high dynamic range of power amplifiers and DA/AD-converters is required for distortionless transmission. The effect of high PAPR becomes deleterious for higher number of subcarriers (SCs), since PAPR of an OFDM symbol can be up to $10 \cdot \log_{10}(N)$ in the worst case, given N as the number of subcarriers. Being a multicarrier modulation scheme wavelet transform based OFDM (WT-OFDM) can also suffer from the high PAPR depending on the used wavelet family. In [7], the PAPR performance of the WT-OFDM is compared with that of the Fourier transform based counterpart. It has been shown that WT-OFDM has better PAPR performance and its performance increases as the wavelet order increases. Note that therein the Daubechies wavelet family has been analyzed. For the OFDM signal generation 128 SCs were used with QAM modulated input symbols.

In LTE, a DFT precoding is used before generating the FT-OFDM symbol. It is worth noting that precoding is a PAPR reduction method where the side lobes of the auto-correlation function of the input symbols are tried to be reduced. The upper limit of the PAPR is related to these side lobes. The cumulative effect of using DFT precoding and FT-OFDM is the single carrier-like modulation which is referred to as SC-FDMA [8]. The SC-FDMA has superior PAPR performance relative to OFDMA and hence is preferred for the uplink (UL) transmission. Low PAPR implies high power efficiency which is critical for the mobile phones especially when we consider today's smartphones. It has been shown that similar to FT-OFDM based SC-FDMA, WT-OFDM based SC-FDMA can be designed [9]. The idea is applying DWT in advance to WT-OFDM symbol generation. The PAPR performances of FT-OFDM and WT-OFDM based SC-FDMA are compared using Haar wavelet with 9-levels (or 512 SCs for FT-OFDM) with QPSK modulated symbols. It is shown that the PAPR performances of conventional FT-OFDM and WT-OFDM are similar. On the other hand, the PAPR performances can be significantly enhanced when SC-FDMA is used. Moreover, the PAPR performance of the WT-OFDM based SC-FDMA is better than that of the FT-OFDM based SC-FDMA. In addition, the BER performance of WT-OFDM based SC-FDMA is observed to be better for a 10-path fading environment. Therefore, wavelets are also promising for SC-FDMA systems.

References

- [1] Erdol, N.; Bao, F.; Chen, Z.; , "Wavelet modulation: a prototype for digital communication systems ," Southcon/95. Conference Record , vol., no., pp.168-171, 7-9 Mar 1995
- [2] Oliver, J.; Shantha Selva Kumari, R.; Sadasivam, V.; , "Wavelets for improving spectral efficiency in a digital communication system," Computational Intelligence and Multimedia Applications, 2005. Sixth International Conference on , pp. 198- 203, 16-18 Aug. 2005
- [3] Newlin, H.M.; , "Developments in the use of wavelets in communication systems," Military Communications Conference, 1998. MILCOM 98. Proceedings., IEEE , vol.1, pp.343-349 vol.1, 18-21 Oct 1998
- [4] DAVIS, F.; Mondin, M.; Daneshgaran, F.; , "The modified Gaussian: a novel wavelet with low sidelobes with applications to digital communications," Communications Letters, IEEE , vol.2, no.8, pp.208-210, Aug 1998
- [5] A. Bahai, B. Saltzberg, and M. Ergen, Multi-carrier Digital Communications: Theory and Applications of OFDM. Springer, 2004.
- [6] 3GPP TS 36.211, "Physical channels and modulation (Release 10)", Technical Specification, v 10.0.0 (2010-12).
- [7] Gautier, M.; Lereau, C.; Arndt, M.; Lienard, J.; , "PAPR analysis in wavelet packet modulation," Communications, Control and Signal Processing, 2008. ISCCSP 2008. 3rd International Symposium on , pp.799-803, 12-14 March 2008
- [8] 3GPP TS 36.211, "Physical channels and modulation (Release 10)", Technical Specification, v 10.0.0 (2010-12).
- [9] Sakakibara, H.; Okamoto, E.; Iwanami, Y.; , "A Wavelet Packet Modulation Method for Satellite Communications," TENCON 2005 2005 IEEE Region 10 , pp.1-5, 21-24 Nov. 2005

Wavelets for Single Carrier Communications

Ömer Bulakci

* Nokia Siemens Networks

** Aalto University School of Electrical Engineering

23.02.2011

Seminar on *Wavelets in Communications*

Content

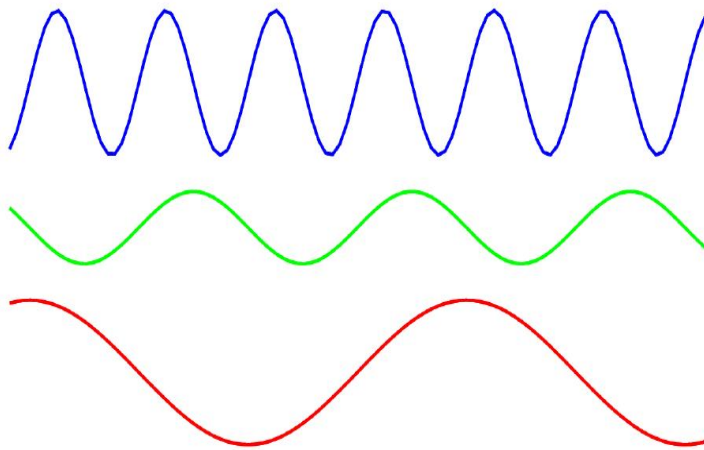
- Introduction
- Wavelet Modulation
- Bandwidth Efficiency
 - Spectra of Different Wavelet Families
 - Impact of Receiver Filter Bandwidth
- The Modified Gaussian: A Novel Wavelet
- Wavelets in SC-FDMA
- Conclusion

Introduction (1/3)

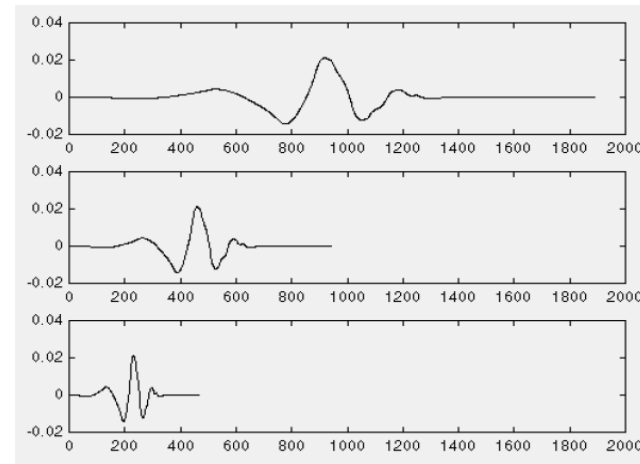
Wavelet Principles

- A wavelet $\psi(t)$ is a time limited oscillatory waveform satisfying certain mathematical conditions
- Wavelet transform performs signal analysis by means of scaled and translated versions of the mother wavelet $\psi(t)$

Basis Functions



Sine Waves



$$f(t) = \psi(t)$$

$$f(t) = \psi(2t)$$

$$f(t) = \psi(4t)$$



$$f(t) = \psi(t)$$

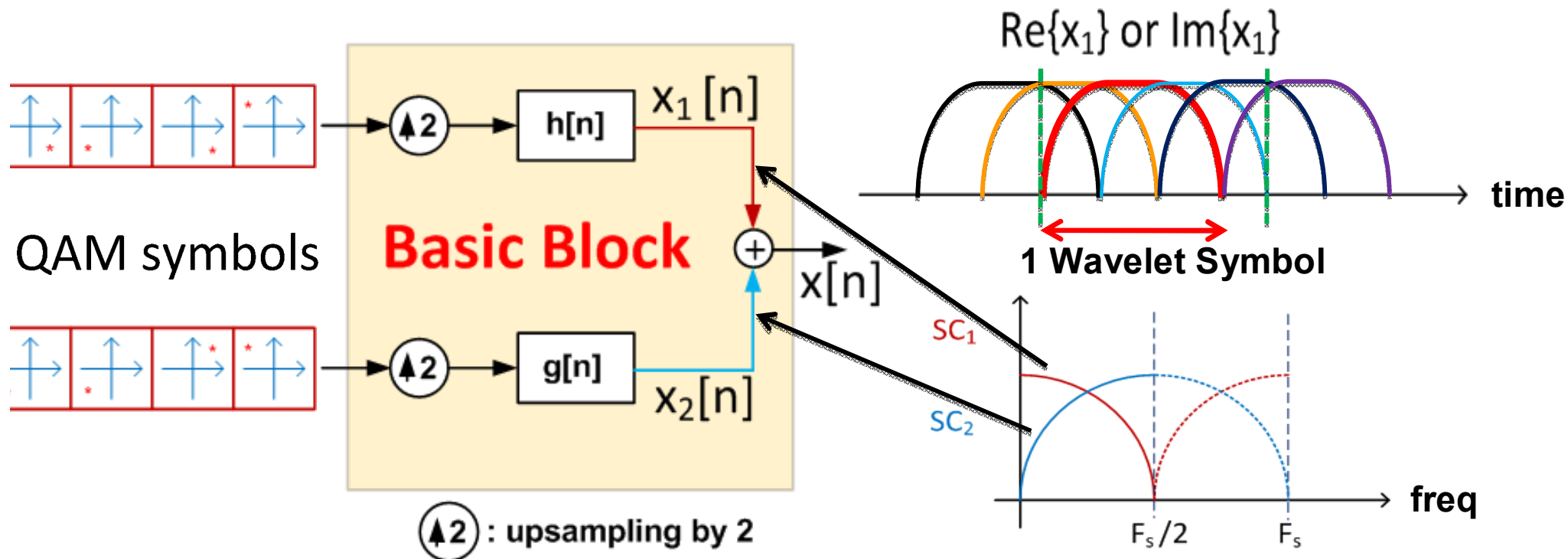


$$f(t) = \psi(t-k)$$

Introduction (2/3)

Wavelet Principles

- A wavelet $\psi(t)$ is a time limited oscillatory waveform satisfying certain mathematical conditions
- Wavelet transform performs signal analysis by means of scaled and translated versions of the mother wavelet $\psi(t)$
- Fast Wavelet Transform via Filter Bank implementation



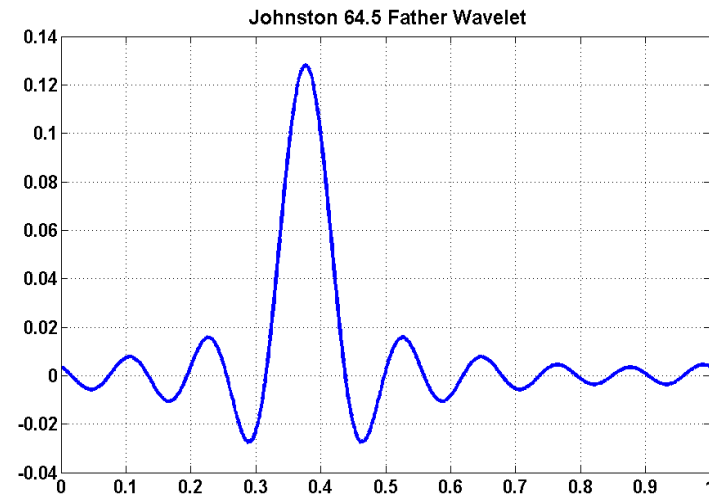
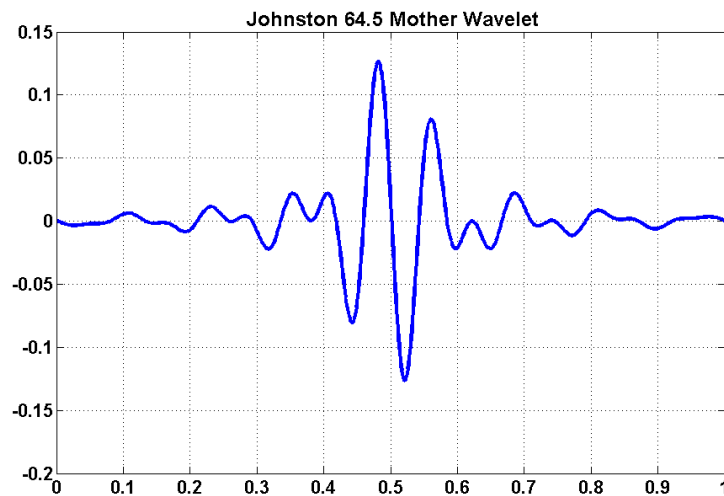
Introduction (3/3)

Wavelet Principles

- A wavelet $\psi(t)$ is a time limited oscillatory waveform satisfying certain mathematical conditions
- Wavelet transform performs signal analysis by means of scaled and translated versions of the mother wavelet $\psi(t)$
- Fast Wavelet Transform via Filter Bank implementation
- Different wavelet families exist
- New wavelets can be designed
- Convention:

} wavelet diversity

wavelet family **Johnston** **64** . **5** design group

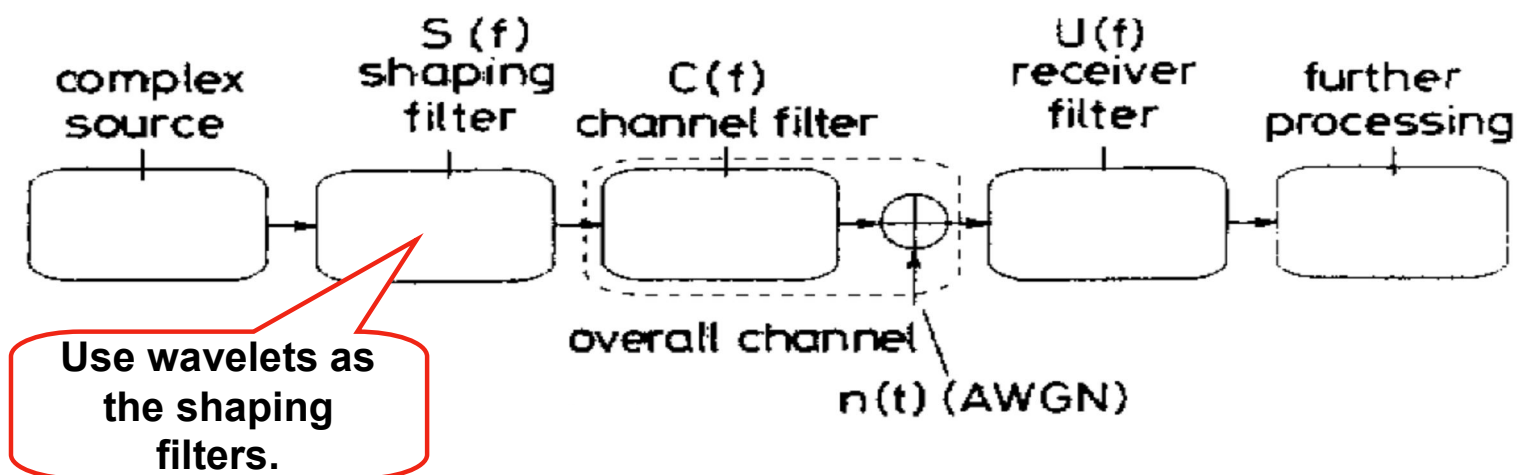
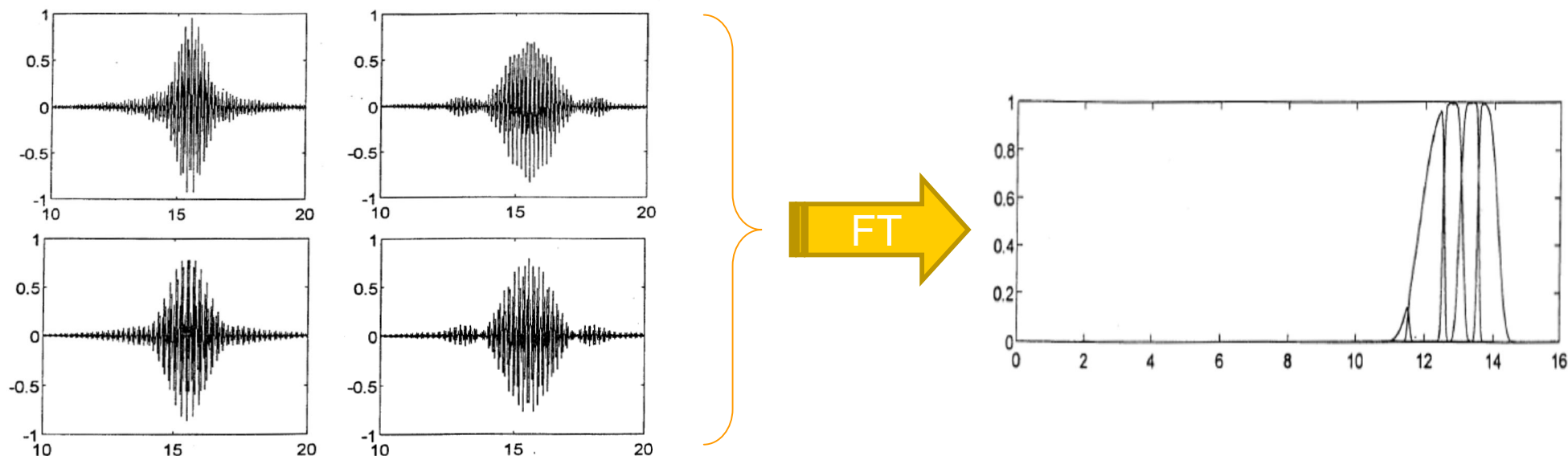


- Introduction
- **Wavelet Modulation**
- Bandwidth Efficiency
 - Spectra of Different Wavelet Families
 - Impact of Receiver Filter Bandwidth
- The Modified Gaussian: A Novel Wavelet
- Wavelets in SC-FDMA
- Conclusion



Wavelet Modulation (1/3)

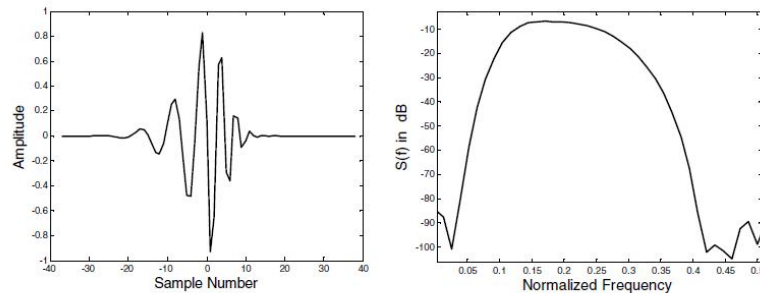
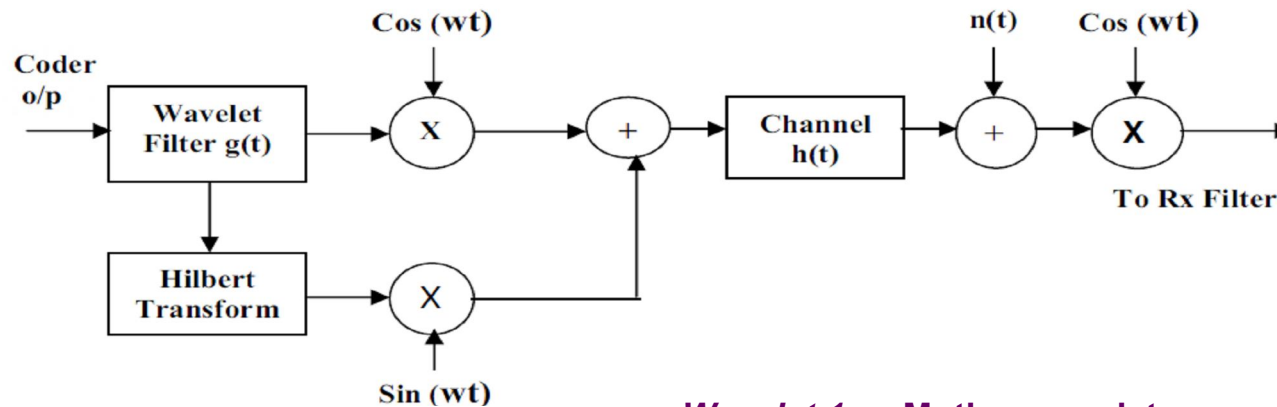
- Bandwidth efficient overlapped wavelet packet functions can be used for modulation.
- As the wavelet packet functions are orthogonal to each other a *guard band* is not used.



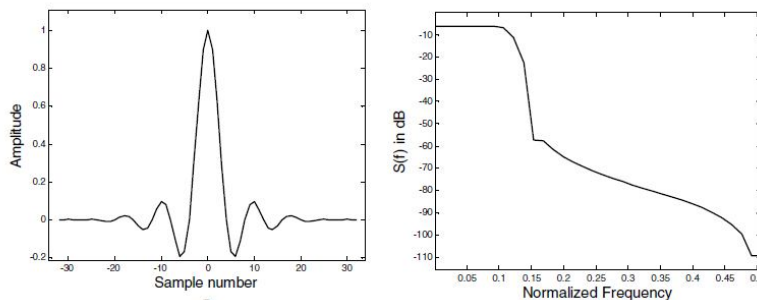
Wavelet Modulation (2/3)

System 1: Pulse Shaping

- Wavelets and their dyadic translates are used as baseband shaping pulses to increase the spectral efficiency.
- Higher spectral efficiency is attained compared to raised-cosine (RC) signaling.



(a) Mother wavelet (b) Its PSD



(a) RC pulse (b) PSD of RC pulse

Wavelet 1: Mother wavelet

Wavelet 1.5: Mother wavelet + 1. Dyadic Expansion

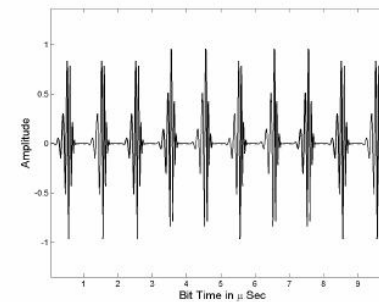
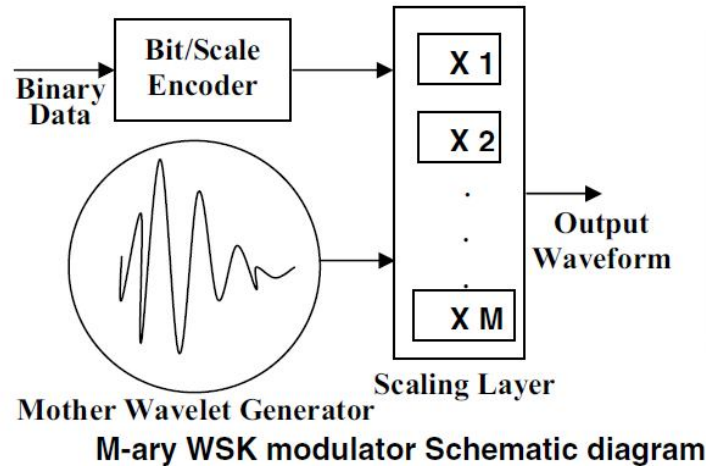
Wavelet 1.75: Mother wavelet + 1. & 2. Dyadic Expansion

System	Spectral Efficiency (Base band) b/S/Hz	Spectral Efficiency (Pass band) b/S/Hz
RC	0.83	Not Applicable
Wavelet 1	0.7	0.85
Wavelet 1.5	1.01	1.10
Wavelet 1.75	1.12	1.22

Wavelet Modulation (3/3)

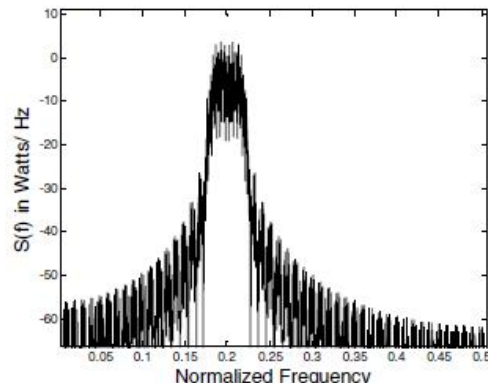
System 2: Wavelet Shift Keying (WSK)

- Replace the classical oscillator by a waveform generator that produces a basic mother wavelet.

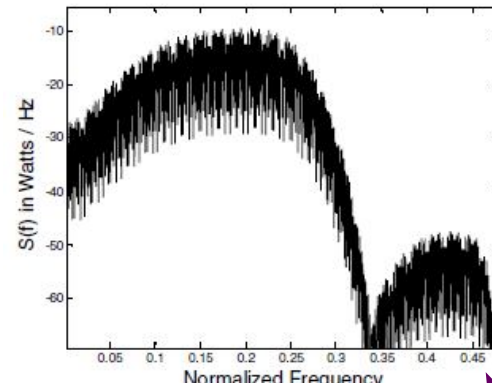


Part of binary BWSK bit stream

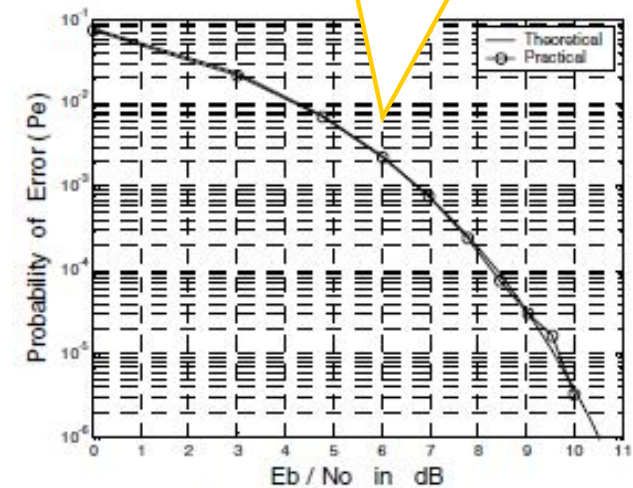
Similar Performances



PSD of BPSK with RC filtering



PSD of BWSK signal



Performance of BWSK

Transmit other user's information on the same BW.

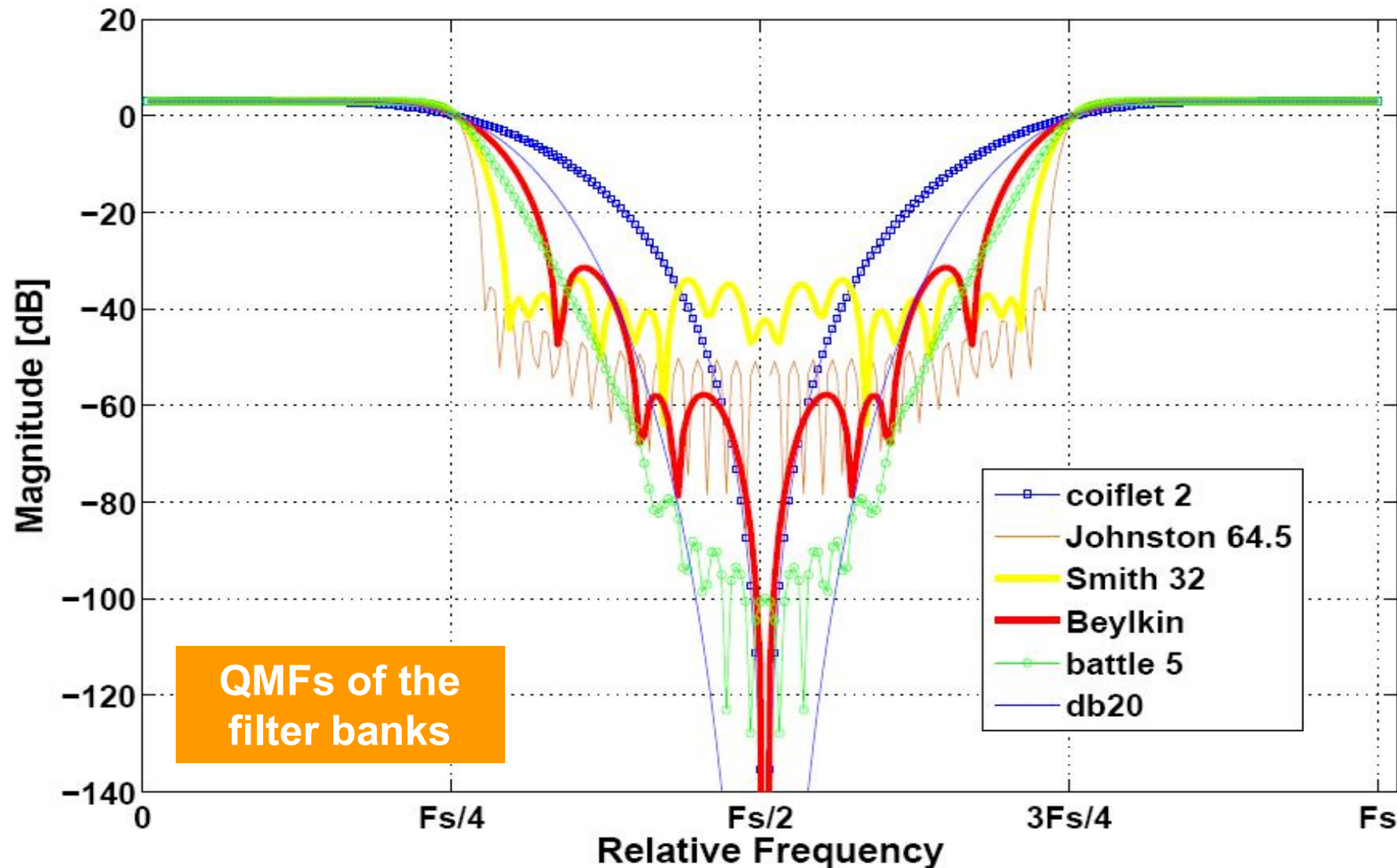
- Introduction
- Wavelet Modulation
- **Bandwidth Efficiency**
 - Spectra of Different Wavelet Families
 - Impact of Receiver Filter Bandwidth
- The Modified Gaussian: A Novel Wavelet
- Wavelets in SC-FDMA
- Conclusion



Bandwidth Efficiency

Spectra of Different Wavelet Families

- Wavelet diversity can be exploited to find the wavelet function with desired bandwidth characteristics.

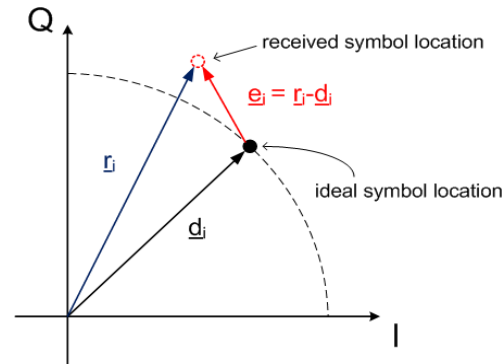


Bandwidth Efficiency

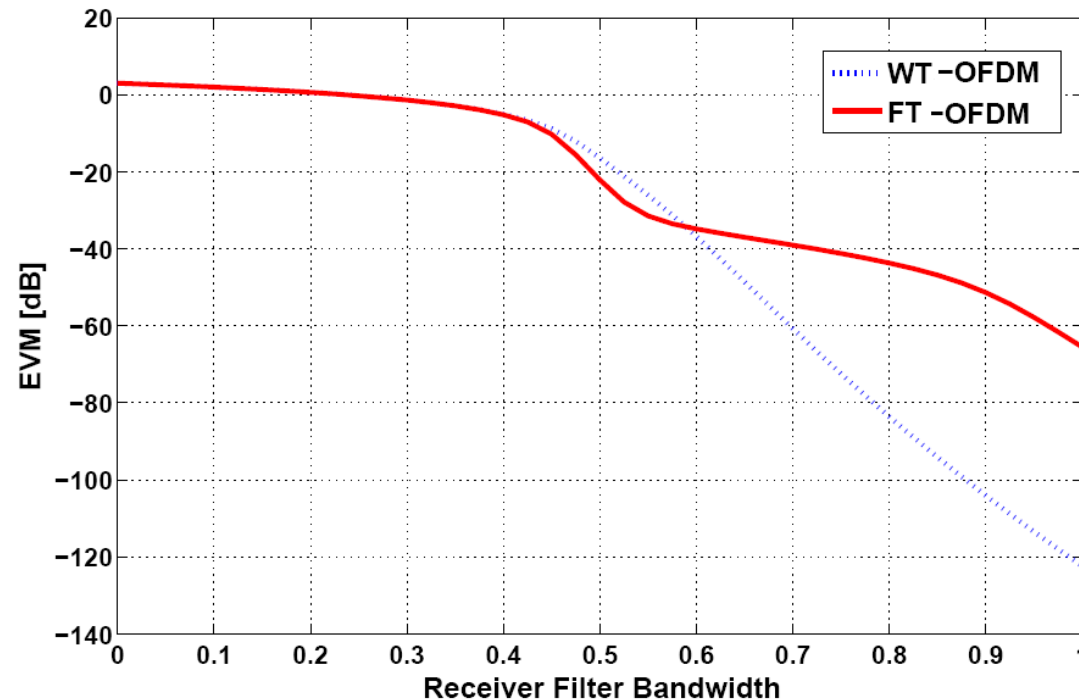
Impact of Receiver Filter Bandwidth

- Error Vector Magnitude (EVM) is defined as:

$$EVM = \frac{1}{L_s} \sum_{i=1}^{L_s} \frac{|e_i|^2}{|d_i|^2}$$



- In order to investigate the impact OFDM symbols ($N=512$ SCs with oversampling factor of 2) are generated using Fourier transform and Wavelet Packet transform (Daubechies - db20).

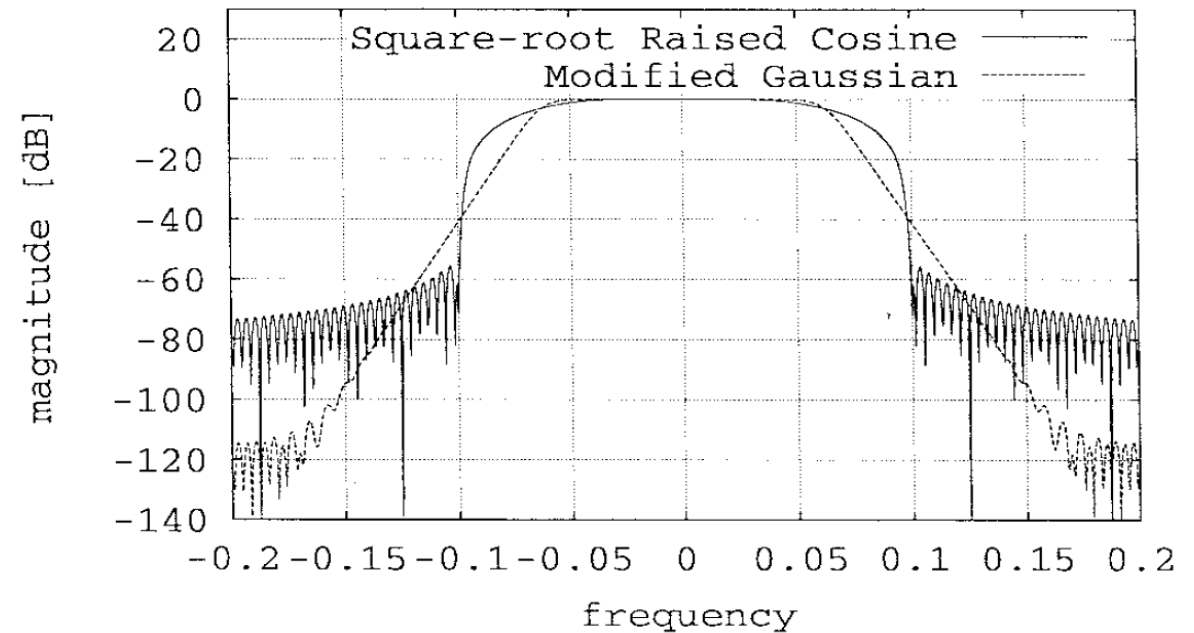
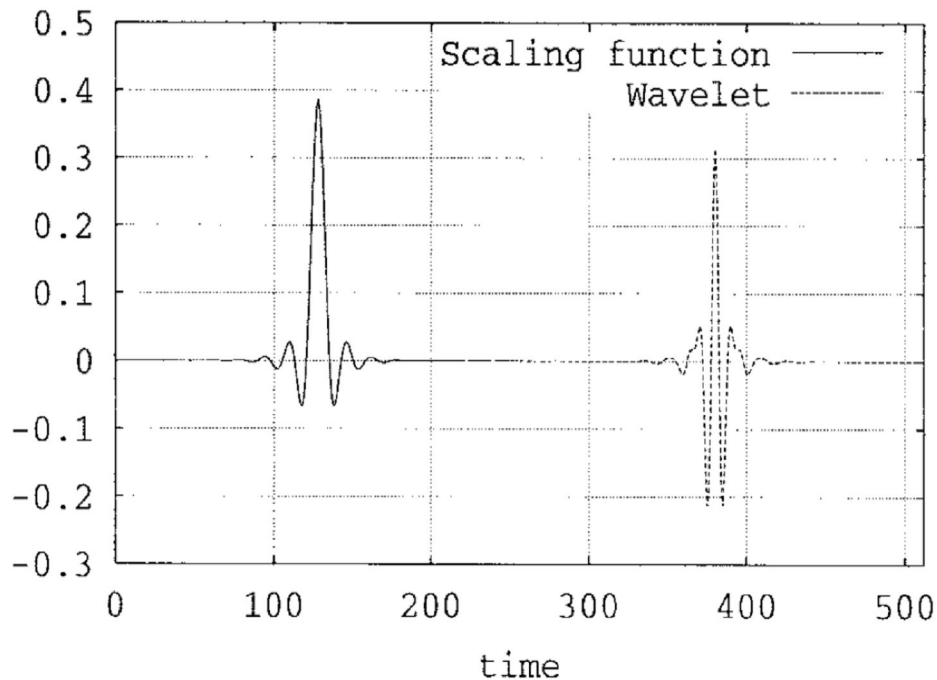


- Introduction
- Wavelet Modulation
- Bandwidth Efficiency
 - Spectra of Different Wavelet Families
 - Impact of Receiver Filter Bandwidth
- **The Modified Gaussian: A Novel Wavelet**
- Wavelets in SC-FDMA
- Conclusion



The Modified Gaussian: A Novel Wavelet

- The modified Gaussian has very low side lobes and its spectral efficiency is controlled by a parameter.
- A so-called *orthogonalization trick* is applied to obtain this wavelet.



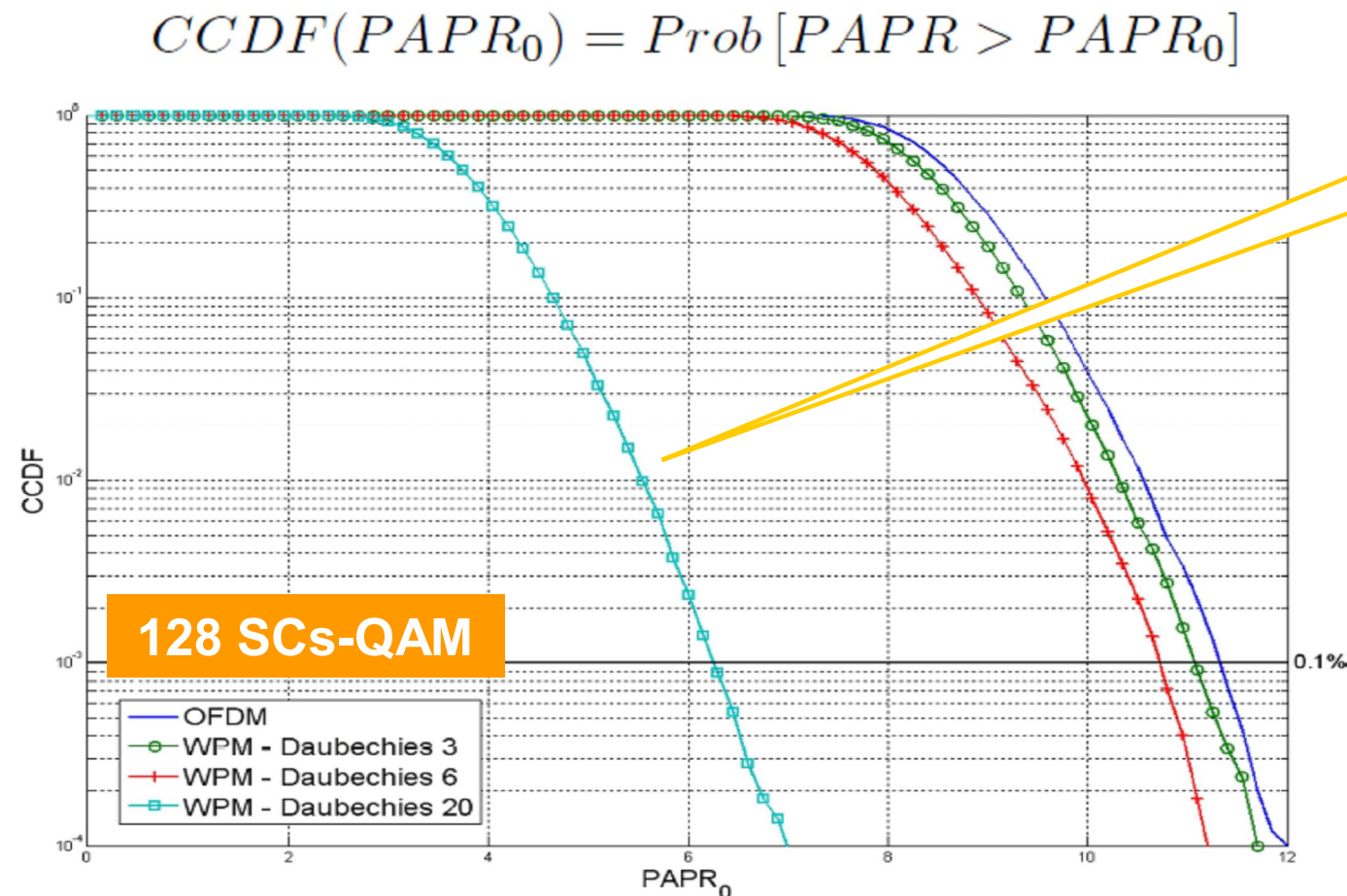
$$\phi(t) \xrightarrow{\text{FT}} \Phi(f) = \frac{e^{-\sigma^2 T^2 (2\pi f)^2}}{\sqrt{\sum_{l \in \mathbb{Z}} e^{-8\sigma^2 T^2 \pi^2 (f+l/T)^2}}}$$

- Introduction
- Wavelet Modulation
- Bandwidth Efficiency
 - Spectra of Different Wavelet Families
 - Impact of Receiver Filter Bandwidth
- The Modified Gaussian: A Novel Wavelet
- **Wavelets in SC-FDMA**
- Conclusion



Wavelets in SC-FDMA (1/3)

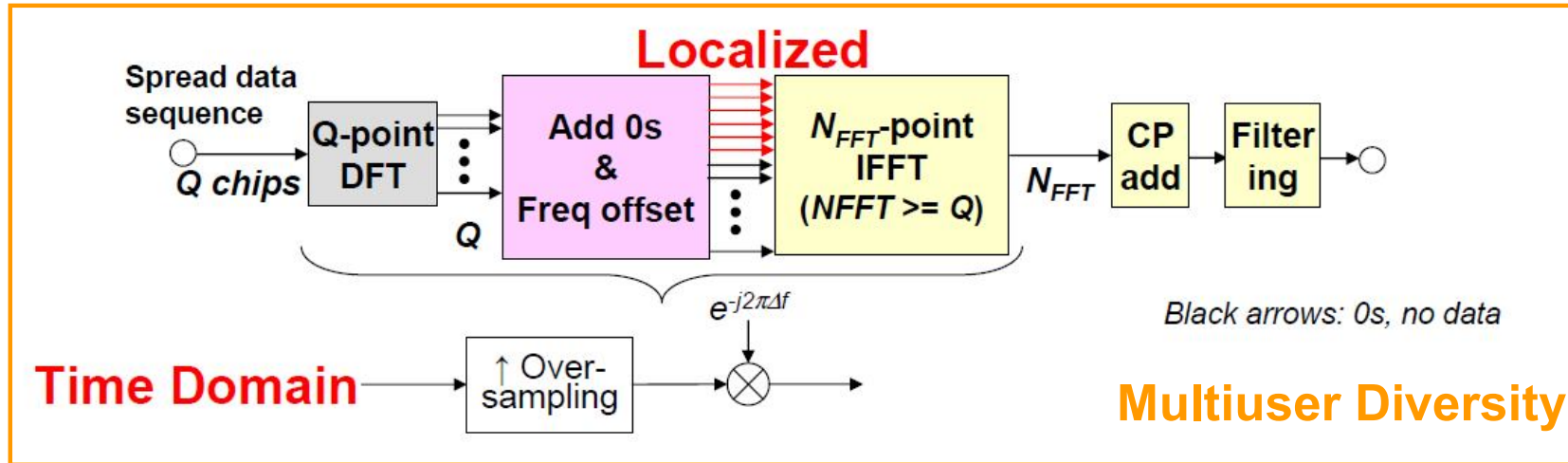
- One drawback of the multicarrier modulation system is the high peak-to-average power ratio (PAPR) which in turn decreases the power efficiency.
- The PAPR of an OFDM symbol can be up to $10 \cdot \log_{10}(N)$ in the worst case given N as the number of subcarriers.
- Being a multicarrier modulation scheme Wavelet Packet Transform based OFDM also suffers from the high PAPR.



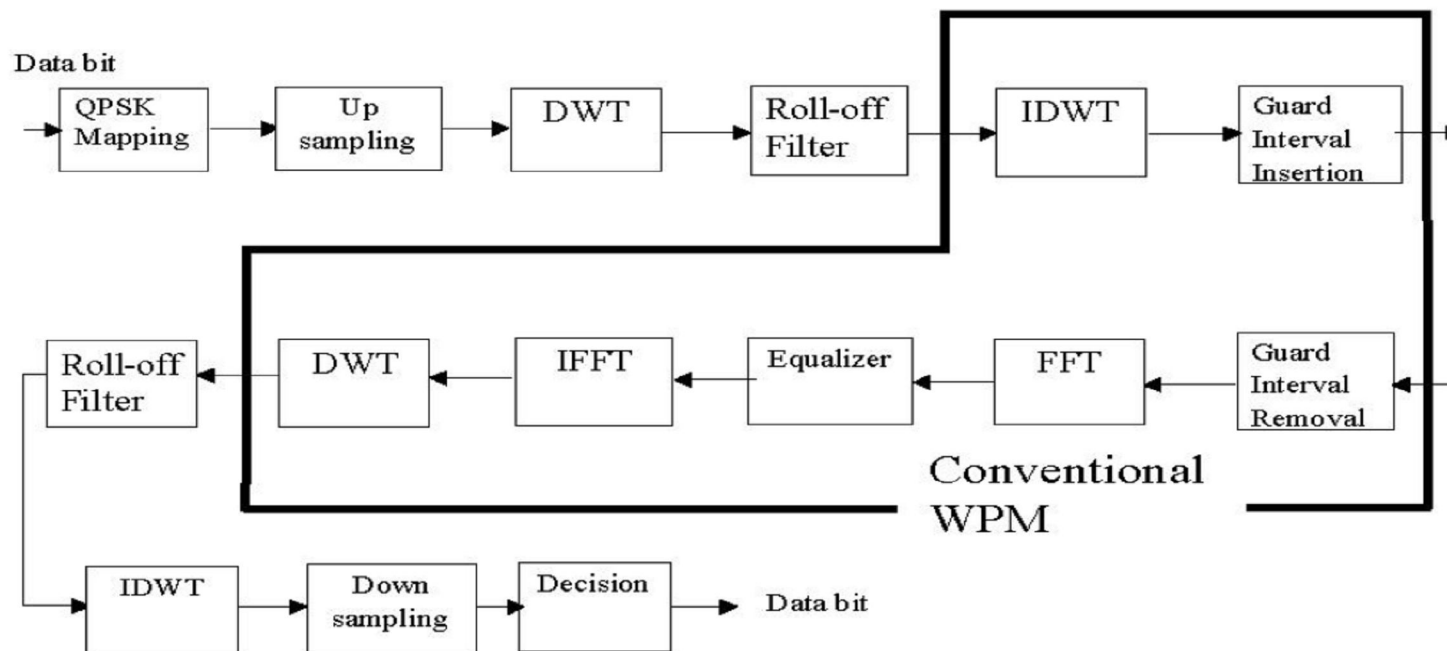
**Decreased PAPR
for increased
wavelet order**

Wavelets in SC-FDMA (2/3)

- In LTE-Advanced Single Carrier (SC)-FDMA is utilized in Uplink to decrease the PAPR and hence to increase the power efficiency.



- What about SC-FDMA based on the Wavelet Packet Modulation? **SURE!**

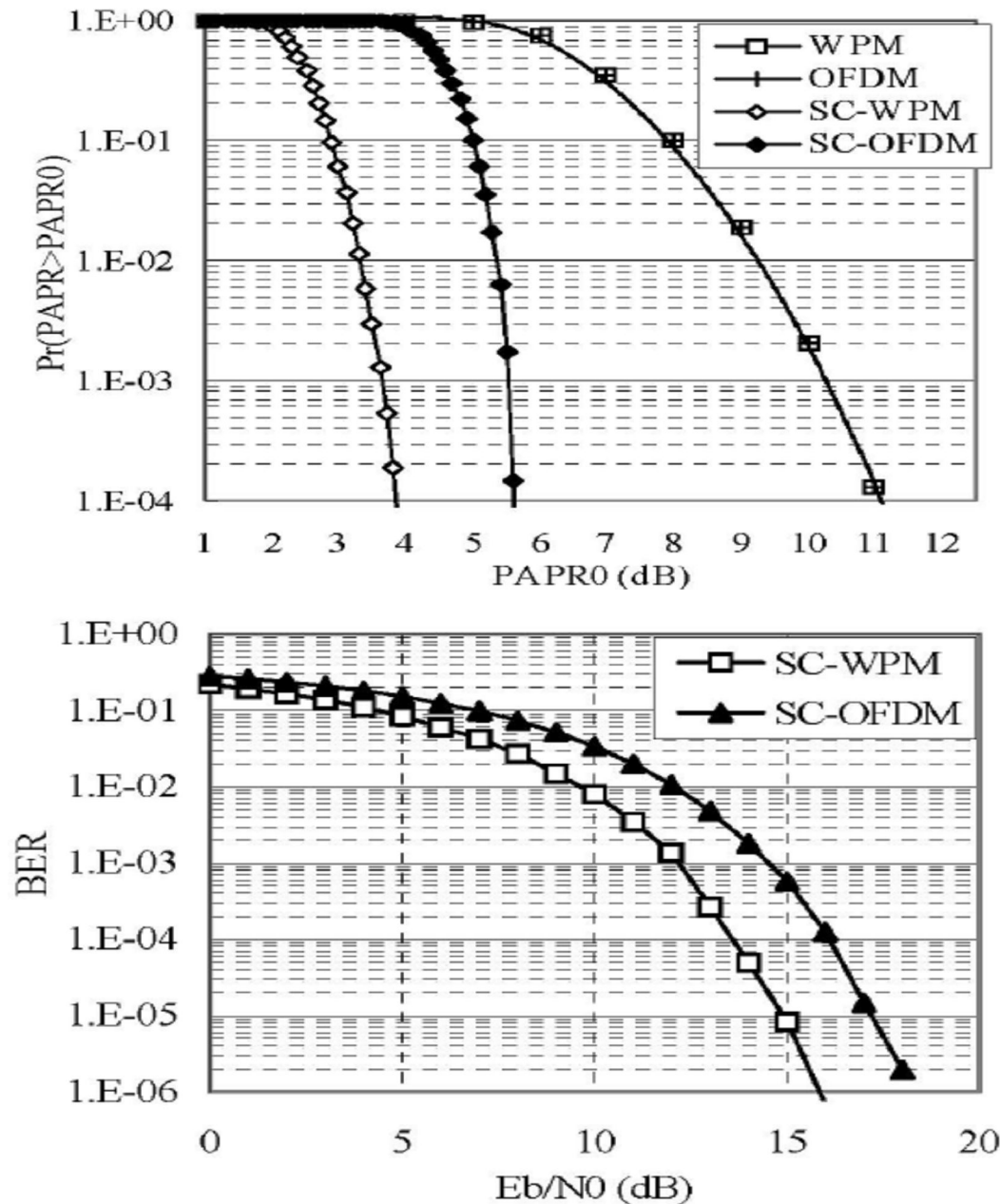


Wavelets in SC-FDMA (3/3)

- Simulation results reveal better PAPR performance for the wavelet based SC-FDMA compared to conventional Fourier transform based SC-FDMA.

	SC-WPM	SC-OFDM	WPM	OFDM
Modulation method	QPSK			
Mother wavelet	Haar		Haar	
Subband level	Level-9		Level-6	
Number of FFT points		512		64
Roll of factor	0.0 0.2 0.5			
Over sampling ratio	4			
Transmission line	10-path static fading channel			
Symbol length	T			
Guard interval length	T/8			
Channel estimation	Perfect			

10-path
Fading
Environment



- Introduction
- Wavelet Modulation
- Bandwidth Efficiency
 - Spectra of Different Wavelet Families
 - Impact of Receiver Filter Bandwidth
- The Modified Gaussian: A Novel Wavelet
- Wavelets in SC-FDMA
- Conclusion



Conclusion

- **Wavelet diversity and high spectral efficiency properties of wavelets make them a good candidate in single carrier communications.**
- **The modified Gaussian wavelet is promising since it has low side-lobes and its spectral efficiency can be controlled by a parameter.**
- **Similar to conventional Fourier Transform based SC-FDMA, wavelet transform based SC-FDMA promises good PAPR performance.**



**Thank you for
your
attention!**



Q & A

References

- [1] User's Guide, MATLAB Wavelet Toolbox™ 4, The MathWorks™
- [2] A. Graps, "An Introduction to Wavelets", IEEE Computational Science and Engineering, Vol.2 , Num. 2, 1995
- [3] S. Mallat, *A Wavelet Tour of Signal Processing*, Second Edition, Academic Press ,1999
- [4] A. Jamin and P. Maehönen, "Wavelet Packet Modulation for Wireless Communications", Wireless Comm. & Mobile Computing Journal, March 2005, Vol.5, Issue 2
- [5] A. R. Lindsey, *Generalized Orthogonally Multiplexed Communication Via Wavelet Packet Bases*, Ph. D. Dissertation, Ohio University, June, 1995
- [6] M.K.Lakshmanan, "A Review of Wavelets for Digital Wireless Communication", Wireless Personal Communications, Springer, 2006
- [7] S.Baig, "Performance Comparison of DFT, Discrete Wavelet Packet and Wavelet Transforms, in an OFDM Transceiver for Multipath Fading Channel" , IEEE INMIC, 2005
- [8] Erdol, N.; Bao, F.; Chen, Z.; , "Wavelet modulation: a prototype for digital communication systems ," Southcon/95. Conference Record , vol., no., pp.168-171, 7-9 Mar 1995
- [9] Daneshgagan, F.; Mondin, M.; , "Bandwidth efficient modulation with wavelets," Electronics Letters , vol.30, no.15, pp.1200-1202, 21 Jul 1994
- [10] Oliver, J.; Shantha Selva Kumari, R.; Sadasivam, V.; , "Wavelets for improving spectral efficiency in a digital communication system," Computational Intelligence and Multimedia Applications, 2005. Sixth International Conference on , vol., no., pp. 198- 203, 16-18 Aug. 2005
- [11] DAVIS, F.; Mondin, M.; Daneshgagan, F.; , "The modified Gaussian: a novel wavelet with low sidelobes with applications to digital communications," Communications Letters, IEEE , vol.2, no.8, pp.208-210, Aug 1998
- [12] Gautier, M.; Lereau, C.; Arndt, M.; Lienard, J.; , "PAPR analysis in wavelet packet modulation," Communications, Control and Signal Processing, 2008. ISCCSP 2008. 3rd International Symposium on , vol., no., pp.799-803, 12-14 March 2008
- [13] Ingo Viering, Lecture scripts of the course *System Aspects in Communications*, TU München, Munich, Germany
- [14] Sakakibara, H.; Okamoto, E.; Iwanami, Y.; , "A Wavelet Packet Modulation Method for Satellite Communications," TENCON 2005 2005 IEEE Region 10 , vol., no., pp.1-5, 21-24 Nov. 2005

BACK-UP



Wavelet Analysis



I. Requirements

$C_\psi = \int_0^{+\infty} \frac{|\Psi(w)|^2}{w} dw < +\infty$: **Admissibility Condition** where $U(w)$ is the Fourier transform of $u(t)$, the mother wavelet

- **Regularity conditions:** Wavelets should be locally smooth and concentrated in both the time and frequency domains
- **Children Wavelets:** Should form an orthonormal basis of $L^2(\mathbb{R})$.

$u_{ab}(t) = \frac{1}{\sqrt{2}} \cdot u\left(\frac{t-b}{a}\right)$: $a=2^m$ (scaling) and $b=n \cdot 2^m$ (shifting) & $(m, n) \in \mathbf{Z}^2$

II. Wavelet Transform

$$W_f(u, s) = \int_{-\infty}^{+\infty} f(t) \frac{1}{\sqrt{s}} \psi^*\left(\frac{t-u}{s}\right) dt$$

with $s \in \mathbb{R}^+$ and $s \neq 0$, $u \in \mathbb{R}$

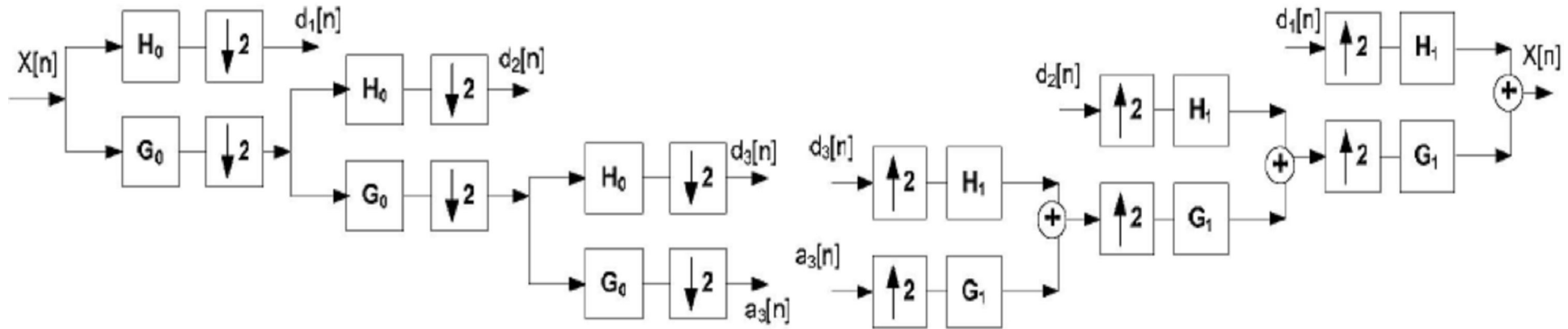
$$f(t) = \frac{1}{C_\psi} \int_{-\infty}^{+\infty} W_f(u, s) \frac{1}{\sqrt{s}} \psi\left(\frac{t-u}{s}\right) \frac{ds}{s^2}$$

$$f(t) = \sum_{m \in \mathbb{Z}^2} \sum_{n \in \mathbb{Z}^2} W_f(m, n) \psi_{m,n}(t)$$

Wavelet Analysis

BACK-UP

III. DWT (Discrete Wavelet Transform)



$$G_0(-z)G_1(z) + H_0(-z)H_1(z) = 0$$

(1) **Aliasing-free condition**

$$G_0(z)G_1(z) + H_0(z)H_1(z) = 2z^{-d}$$

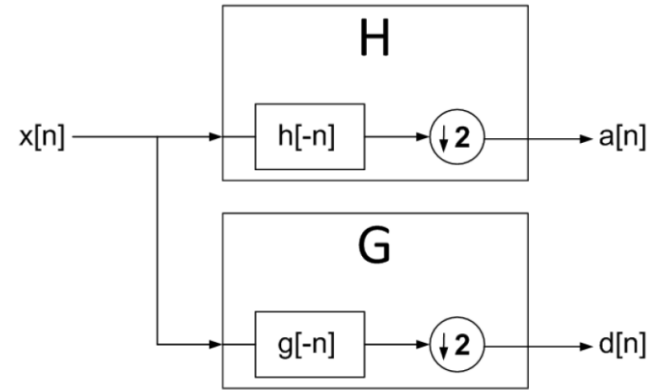
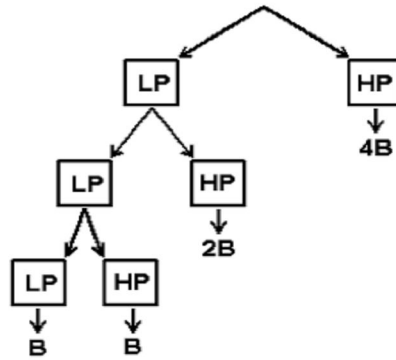
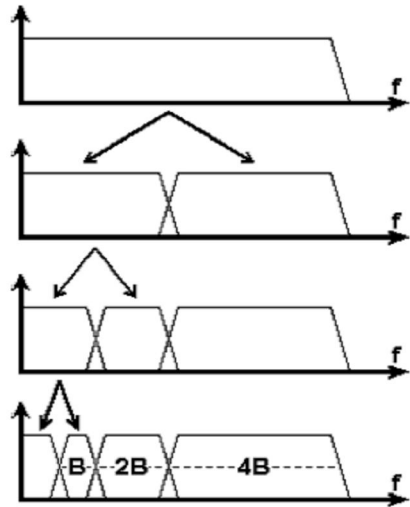
(2) **Amplitude Distortion has amplitude of one**

$$h[L - 1 - n] = (-1)^n \cdot g[n] \quad : L \text{ is the filter length}$$

Wavelet Analysis



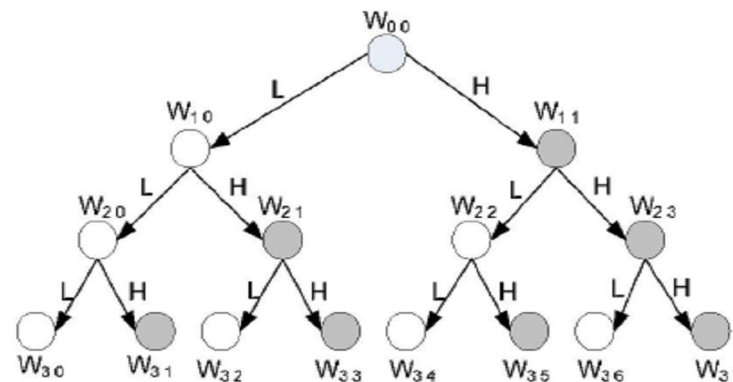
IV. DWT Tree Pruning



$$a[k] = \sum_{n=-\infty}^{+\infty} h[n - 2k]x[n] = x[k] * h[-2k]$$

$$d[k] = \sum_{n=-\infty}^{+\infty} g[n - 2k]x[n] = x[k] * g[-2k]$$

V. WPT Tree Pruning



Wavelet Analysis



VI. FWT Requirements

$$\frac{1}{\sqrt{2}} \phi\left(\frac{t}{2}\right) = \sum_{n=-\infty}^{+\infty} h[n] \phi(t - n)$$

with

$$h[n] = \frac{1}{\sqrt{2}} \left\langle \phi\left(\frac{t}{2}\right), \phi(t - n) \right\rangle$$

$$\frac{1}{\sqrt{2}} \psi\left(\frac{t}{2}\right) = \sum_{n=-\infty}^{+\infty} g[n] \phi(t - n)$$

with

$$g[n] = \frac{1}{\sqrt{2}} \left\langle \psi\left(\frac{t}{2}\right), \phi(t - n) \right\rangle$$

$$\Phi(w = 0) = \int_{-\infty}^{+\infty} \phi(t) dt = 1$$

Father Wavelet = Scaling Function

$$\Psi(w = 0) = \int_{-\infty}^{+\infty} \psi(t) dt = 0 \quad \text{with} \quad \|\psi\| = 1$$

Mother Wavelet = Wavelet Function