

Robust Hedging of Withdrawal Guarantees (Extended Version)*

Andreas Kunz[†]

Version: November 27, 2024

Abstract

Withdrawal guarantees ensure the periodical deduction of a constant dollar-amount from a fund investment for a fixed number of periods. If the fund depletes before the last withdrawal, the guarantor has to finance the outstanding withdrawals. We derive a robust hedging strategy which leads to closed form solutions for the guarantee value.

1 Introduction

In the life insurance industry, withdrawal guarantees have emerged during the last decades as a guarantee feature in variable annuity products¹. In typical withdrawal guarantee products, so-called guaranteed minimum withdrawal benefit (GMWB) policies, the initial annuitization amount is invested into a fund (mostly with a significant equity component) and then fixed withdrawal payments are periodically deducted from the fund. These periodical withdrawals are guaranteed up to a specified maturity; if the fund depletes beforehand, the guarantor has to finance the outstanding withdrawal payments.² See [1, 6] and the references therein for further details on GMWB products.

The withdrawal process is conceptually different from consumption models in standard portfolio optimization approaches, see e.g. [4], where a constant fraction of the current fund value is permanently consumed. The latter consumes less when the fund value has decreased and more when the fund has outperformed. Withdrawal guarantee products, on the contrary, always consume the same absolute dollar-amount, which leads to a fundamentally different kind of path dependency.

This paper analyzes semi-static hedging strategies for withdrawal guarantees and uses heavily techniques from *static hedging* theory, which was originated by Breeden and Litzenberger [2] and has been further developed by Carr et al. [3]. The hedging strategies consist in rolling over portfolios of short-dated put options with different strikes but with common maturity equal to the subsequent withdrawal time. The hedge portfolios are constructed to finance either all outstanding withdrawals if the fund depletes or otherwise the roll-over into the new hedge portfolio of short-dated put options.

*The author thanks Alex Langnau (Allianz SE) for many useful hints and fruitful discussions that originated this paper. Helpful and inspiring comments from two unknown referees and from the colleagues Markus Hirschberger and Richard Vierthauer are gratefully acknowledged.

[†]Munich Re Group. Letters: Königinstrasse 107, 80802 München, Germany. Email: akunz@munichre.com.

¹Unit-linked life insurance products with embedded guarantees on the performance of the underlying funds.

²If the fund is not depleted at maturity, the investor (or policy holder) keeps the fund value.

If the market dynamics (here the underlying asset price) is driven by a one-factor Markov process, the semi-static hedging strategy leads to a perfect replication. This applies in particular for the local volatility model.³ We show how the weights of the single put options with specific strikes in the hedging portfolio can be derived backward recursively.

If an additional stochastic market factor comes into play, such as stochastic volatility, then the semi-static hedging strategy becomes sensitive with respect to moves in this additional factor. Hence the replication might not be perfect. We analyze in a Black-Scholes setting the forward vega and volga⁴ sensitivities of the withdrawal guarantee after forward vega hedge⁵ and discover a long volga position if the guarantee is not too far out-of- or in-the-money. Hence, any move of the forward volatility works in favor of the hedger. As stochastic volatility models account for systematic hedging gains due to the volatility of volatility, they are expected to value at-the-money withdrawal guarantees at a lower price and vice versa if the guarantee is far out-of- or in-the-money case. This expectation is verified for the Heston model by comparing it against the local volatility model.

If the asset price process has independent returns, i.e. is of exponential Lévy type⁶, the expressions for the withdrawal guarantee value and the option weights in the semi-static hedging strategy simplify considerably. We show that the option weights for the different time steps can be represented as density of a process that evolves backwards in time. This process is identified as value process of a multi-contribution fund to which constant money amounts are periodically contributed (rather than deducted as in the withdrawal fund case). This fund is driven by an asset process that is reverse Γ -adjoint to the underlying asset process of the withdrawal guarantee.⁷ The withdrawal guarantee value can then be represented as a call option on the adjoint multi-contribution fund. The duality between withdrawal guarantee and multi-contribution fund also holds vice versa: a put option on a multi-contribution fund is semi-statically hedgeable and can be interpreted as a call option on the adjoint withdrawal fund.

We also show that the static hedging representation can be extended to withdrawal guarantees with roll-up feature (also known as ratchet feature) that increases the guaranteed withdrawal level when the fund has outperformed.

The paper is organized as follows: section 2 gives a more detailed description of withdrawal guarantees. In section 3, the main ideas for deriving the static hedging strategy are outlined for the simple two-period case and the effects of stochastic volatility are analyzed. Section 4 generalizes for the multi-period case, exhibits the duality between withdrawal guarantees and multi-contribution funds and extends to the roll-up case.

2 Formalizing the Withdrawal Guarantee

We denote by X_0 the initial capital (i.e. the initial annuity reserve) which is invested into an asset with price process $(S_t)_{t \geq 0}$.⁸ Let $0 = T_0 < T_1 < \dots < T_N = T^*$ denote the schedule of withdrawal times with maturity T^* and equidistant time intervals $\Delta T := T^*/N$. At each time

³This model assumes that instantaneous volatility of the asset price depends deterministically on the dynamics of the spot.

⁴Forward vega is the first order and forward volga (or vol-convexity) is the second order sensitivity with respect to moves in the forward volatility.

⁵with forward starting variance swaps

⁶a rich class of financial models contains Merton's jump diffusion, variance gamma, normal inverse Gaussian or CGMY model, see [7] for references and further details.

⁷The transition kernels of the adjoint asset process driving the multi-contribution fund coincide with the Gamma derivatives of vanilla options on the original asset process driving the withdrawal fund in time reverse order.

⁸We assume a total return performance for S . Hence there is no dividend risk.

T_t , the fixed withdrawal amount $w > 0$ is deducted from the fund. We denote by X_t the fund value at withdrawal time T_t , $t = 1, \dots, N$, after the withdrawal amount has been deducted. Analogously, we write short-hand S_t for the asset price at time T_t , and we assume for simplicity $S_0 = 1$ for the initial asset price.

The fund value process obeys the obvious recursion relation

$$X_{t+1} = X_t \cdot S_{t+1}/S_t - w, \quad t = 0, \dots, N-1. \quad (1)$$

Iterating the recursion yields

$$X_t = S_t \cdot \left(X_0 - w \cdot \sum_{u=1}^t \frac{1}{S_u} \right) = S_t \cdot \left(X_0 - \varpi \cdot \sum_{u: 0 < T_u \leq T_t} \frac{\Delta T}{S_u} \right) \quad (t = 1, \dots, N), \quad (2)$$

where ϖ denotes the annualized withdrawal rate, i.e. $\varpi = w/\Delta T$. The sum expression is known as the harmonic average functional of the asset price S .

The withdrawal guarantee works as follows: the withdrawal payments until maturity T^* are guaranteed to the investor (or policy holder) even if the fund depletes before T^* . In this case, the guarantor must finance the outstanding withdrawals.

We denote by τ the depletion time of the fund, which is the first time when the fund value is not sufficient to finance the current withdrawal amount w , i.e. $\tau := \inf\{t : X_t \leq 0\}$.⁹

The total withdrawal guarantee can be decomposed into contingent guarantee claims $Z^{(t)}$, $t = 1, \dots, N$. The single claim $Z^{(t)}$ is due at withdrawal time T_t and can be expressed as follows: if the fund is already depleted before time T_t , the guarantor has to finance the complete withdrawal amount w . If the ruin of the fund happens at time T_t , the guarantor has to pay only that part of w that can no more be financed by the fund, i.e. the negative part $X_t^- := -\min(0, X_t)$ of the fund value X_t after withdrawal of the full amount w . Hence, $Z^{(t)}$ can be written as

$$Z^{(0)} = 0, \quad Z^{(t)} = w \cdot \mathbf{1}_{\tau \leq t-1} + X_t^- \cdot \mathbf{1}_{\tau=t}, \quad t = 1, \dots, N. \quad (3)$$

Here, $\mathbf{1}_{\tau=t}$ denotes the indicator function of the set $\{\tau = t\}$. The contingent guarantee payments are visualized in figure 1.

[FIGURE 1 SHOULD BE INSERTED HERE]

For simplicity reasons, we assume zero interest rates.¹⁰ If the market consistent pricing measure is given by the equivalent martingale measure \mathbb{Q} , then the market value V_t at time T_t of all guarantee claims payable at time T_t or later reads

$$V_t := \mathbb{E}_t^{\mathbb{Q}} \left[\sum_{u=t}^N Z^{(u)} \right], \quad t = 0, \dots, N, \quad (4)$$

where $\mathbb{E}_t^{\mathbb{Q}}$ denotes conditional expectation with respect to the filtration \mathcal{F}_t which contains all probability information observed until time T_t .

By inspection of (3) the value V_0 at time T_0 of the total withdrawal guarantee can also be written as

$$V_0 = \mathbb{E}^{\mathbb{Q}}[w \cdot (N - \tau)^+ + X_{\tau}^- \cdot \mathbf{1}_{\tau \leq N}],$$

and reads essentially as a put option on the depletion time τ .

⁹Alternatively, τ can be expressed as the first hitting time of the level $z = X_0/\varpi$ by the positive increasing harmonic average functional, i.e. $\tau = \inf\{t : \sum_{u=1}^t \frac{\Delta T}{S_u} > z\}$.

¹⁰The extension to non-zero deterministic interest rates is straightforward.

Multi-Contribution Fund and Continuous Time Limit

The withdrawal guarantee is closely related to the dynamics of a *multi-contribution fund* Y on an underlying asset \tilde{S} , to which a constant money amount $p > 0$ is periodically contributed. If the schedule of contributions coincides with that of the withdrawal case, Y follows a recursion relation analog to (1)

$$Y_0 := p, \quad Y_{t+1} = Y_t \cdot \tilde{S}_{t+1}/\tilde{S}_t + p \quad (t = 0, \dots, N-1). \quad (5)$$

Iterating this recursion yields

$$Y_t = \pi \cdot \tilde{S}_t \cdot \sum_{u=0}^t \frac{\Delta T}{\tilde{S}_u}, \quad (6)$$

where π denotes the annualized contribution rate, i.e. $\pi = p/\Delta T$.

In the continuous time limit, the number of withdrawals N tends to infinity and $\Delta T \rightarrow 0$. It follows immediately from (2) that the withdrawal fund process X and the multi-contribution fund process Y converge to the processes

$$\bar{X}_T = S_T \cdot \left(X_0 - \varpi \int_0^T \frac{du}{S_u} \right), \quad \bar{Y}_T = \pi \cdot \tilde{S}_T \cdot \int_0^T \frac{du}{\tilde{S}_u} \quad (0 \leq T \leq T^*). \quad (7)$$

The recursion relations (1) and (5) translate into the Itô differential equations $d\bar{X}_t = \frac{\bar{X}_t}{S_t} dS_t - \varpi dt$ and $d\bar{Y}_t = \frac{\bar{Y}_t}{\tilde{S}_t} d\tilde{S}_t + \pi dt$, respectively.

Further notations: $X_{t-} := X_t + w$ denotes the fund value at time T_t before deduction of the withdrawal. Setting $\zeta_t := X_t/S_t$, we obtain $X_t = \zeta_{t-1}S_t - w$ and $\zeta_t = \zeta_{t-1} - w/S_t$ by the recursion relation (1). We denote by $P_{t,t'}(K)$ the (forward) value of a vanilla put option on S at time T_t with maturity $T_{t'}$ and strike K . If $T_{t'} = T_{t+1}$, we write $P_t(K)$. When we wish to emphasize the dependence of the option value on the spot value S_t , we write $P_t(K|S_t)$. We denote by $\Delta_t(K|S_t)$ the first and by $\Gamma_t(K|S_t)$ the second derivative of the put $P_t(K|S_t)$ with respect to the spot S_t , the first and second derivative in strike dimension is denoted by $\partial_{\mathcal{K}}P_t(K)$ and $\partial_{\mathcal{K}}^2P_t(K)$.

3 The Two-Period Case

We illustrate the main ideas of hedging withdrawal guarantees in the two-period case when only two withdrawals are guaranteed at times T_1 and T_2 .

We can rewrite the claim $Z^{(1)}$ due at time T_1 as follows¹¹

$$Z^{(1)} = X_1^- = -\min(0, \zeta_0 S_1 - w) = \zeta_0 (w/\zeta_0 - S_1)^+. \quad (8)$$

Hence $Z^{(1)}$ could be perfectly hedged as of time T_0 by purchasing ζ_0 units of the put $P_0(w/\zeta_0)$.

Hedging the claim $Z^{(2)}$ due at time T_2 in addition to $Z^{(1)}$ is more challenging. We will work backwards in time. At time T_1 , the asset price S_1 and hence also the fund value X_1 is known. In particular, it is clear whether the fund is already depleted or not. Depletion has happened if $X_1 < 0$, or equivalently $S_1 < w/\zeta_0$. In this case, the guarantor knows that they need to pay $w - \zeta_0 S_1$ at time T_1 and one period later, at T_2 , the full withdrawals amount w , in total the amount $2w - \zeta_0 S_1$. If the fund is not depleted, the guarantor must buy protection for the case

¹¹We assume of course that at time T_0 the fund is not depleted.

that the fund at time T_2 can not fully finance the second withdrawal. This protection consists in purchasing ζ_1 units of the put $P_1(w/\zeta_1|S_1)$ at time T_1 which follows from rewriting the claim $Z^{(2)}$ analogously to (8).

Hence the value V_1 at time T_1 of the outstanding guarantee claims, i.e. the costs to finance $Z^{(1)}$ and the protection against $Z^{(2)}$ one period later, can be summarized as

$$V_1 = \begin{cases} 2w - \zeta_0 S_1 & \text{if } S_1 \leq w/\zeta_0, \\ \zeta_1 P_1(w/\zeta_1|S_1) = (\zeta_0 - \frac{w}{S_1}) \cdot P_1\left(\frac{w}{\zeta_0 - \frac{w}{S_1}} \mid S_1\right) & \text{if } S_1 > w/\zeta_0. \end{cases} \quad (9)$$

The function V_1 is visualized by the black solid line in the bottom graph of figure 2. The red dotted line shows only that part of V_1 which corresponds to the hedging costs at time T_1 for the claim $Z^{(2)}$. Note that the function V_1 is continuous at $S_1 = w/\zeta_0$.

[FIGURE 2 SHOULD BE INSERTED HERE]

Static Hedging

The withdrawal guarantee would be perfectly hedged if the costs for the put option in V_1 could be locked in at time T_0 already. However, it is generally not possible to perfectly hedge the forward put $P_1(w/\zeta_1|S_1)$ as of today using vanilla hedging instruments, since the put depends on the future implied volatility at time T_1 with moneyness $(w/\zeta_1)/S_1 = w/X_1$, which is not fixed before time T_1 .

If the value of the forward put at time T_1 depends only on the asset price S_1 , then classical static hedging theory can be applied.

Let us recall the famous Breeden-Litzenberger formula: the risk neutral density of the asset price S_1 can be inferred from market quotes by differentiating vanilla put option prices twice with respect to the strike, i.e. $\mathbb{Q}(S_1 \in dk) = \partial_{\mathcal{K}}^2 P_0(k) dk$.¹² Hence, any European option with payout $\phi(S_1)$ at time T_1 can be statically hedged by a portfolio of vanilla put options with different strikes. If the function ϕ is twice differentiable, the static hedge portfolio¹³ is obtained by applying twice partial integration on the option value:

$$\begin{aligned} \mathbb{E}^{\mathbb{Q}}[\phi(S_1)] &= \int_0^\infty \phi(k) \mathbb{Q}(S_1 \in dk) = \int_0^\infty \phi(k) \partial_{\mathcal{K}}^2 P_0(k) dk \\ &= [\phi(k) \partial_{\mathcal{K}} P_0(k)]_{k=0}^\infty - [\phi'(k) P_0(k)]_{k=0}^\infty + \int_0^\infty \phi''(k) P_0(k) dk. \end{aligned} \quad (10)$$

To ensure the prerequisites for static hedging, the following assumptions are imposed on the asset price process, which are formulated in the more general multi-period setting:

(A1) $(S_t)_{t \geq 0}$ is a one-factor Markov process and every S_t is continuously distributed¹⁴.

Clearly, all one-dimensional diffusion models for the asset price dynamics (Black-Scholes, Dupire's local volatility model, etc.) satisfy assumption (A1). The same is true for one-dimensional exponential Lévy models (such as Merton's jump diffusion, variance gamma, normal inverse Gaussian

¹²The same works with vanilla call options as well, of course. Here, $\mathbb{Q}(S_1 \in dk)$ is short-hand writing for $\mathbb{Q}(k \leq S_1 < k + dk)$.

¹³The real-life hedge portfolio would of course approximate the integral by a sum of put options, e.g. $\sum_i \delta \phi''(i\delta) P_0(i\delta)$, provided the boundary terms vanish.

¹⁴i.e. has no singular values (except eventually from zero).

or CGMY model), see [7] for references and further details. Note that assumption (A1) rules out stochastic volatility models.

The Markov property implies that forward put options at time T_t written on $(S_t)_{t \geq 0}$ depend only on the state of the market at time T_t and hence only on the spot S_t which is the unique market factor. Further, the regularity assumption implies that the put values $P_t(K|S_t)$ are twice differentiable with respect to strike K (and spot S_t) for every $t = 0, \dots, N - 1$.

Assumption (A1) ensures that V_1 depends only on the asset price S_1 at time T_1 . Hence the static hedging formula (10) can be applied to the function $V_1 = V_1(S_1)$. We obtain the hedging strategy that locks in the guarantee costs V_1 already as of time T_0 and hence perfectly replicates the withdrawal guarantee.

The following technical smoothness and boundary conditions on the function V_1 and its first derivative $V_1' := \partial_{S_1} V_1$ guarantee that the boundary terms in the static hedging formula (10) vanish (the proof of these conditions has been transferred to the appendix):¹⁵

V_1 and V_1' are continuous at w/ζ_0 and take the following boundary values: (11)

$$\begin{array}{c|cc} & V_1(k) & V_1'(k) \\ \hline k = 0 & 2w & -1 \\ k \rightarrow \infty & 0 & o(1/k) \end{array}$$

This condition implies that all boundary terms in the static hedging formula (10) vanish when we recall the boundary behavior of the put option $P_0(0) = 0$ and $P_0(k) \sim k$, $\partial_K P_0(k) \rightarrow 1$ as $k \rightarrow \infty$.¹⁶

Keeping in mind that the function V_1 is linear on the interval $[0, w/\zeta_0]$ with zero second order derivative, the static hedging formula (10) leads to the following *result*:

Under assumption (A1), the two-period withdrawal guarantee can be perfectly hedged as of time T_0 by the portfolio

$$V_0 = \int_{w/\zeta_0}^{\infty} \gamma(k) P_0(k) dk \quad (12)$$

of put options $P_0(k)$ with common maturity T_1 but different strikes $k > 0$ that are weighted according to the function

$$\gamma(k) := V_1''(k) = \left[D_{S_1}^2 \left\{ \left(\zeta_0 - \frac{w}{S_1} \right) \cdot P_1 \left(\frac{w}{\zeta_0 - \frac{w}{S_1}} \mid S_1 \right) \right\} \right]_{S_1=k}, \quad k > w/\zeta_0. \quad (13)$$

The value of the two-period withdrawal guarantee at time T_0 is hence given by V_0 .

A discrete real-world version of the static hedge portfolio in a Black-Scholes setting is visualized in figure 2. The top graph displays the weights of the single put option $P_0(k)$ for strikes according to moneyness levels from 0.7 to 1.4, together with the payout profile of the correctly weighted put options. The lower graph shows the cumulated payout of the weighted put options and demonstrates that it matches closely the hedging costs V_1 at time T_1 .

One-factor Exponential Lévy Case

The static hedging representation simplifies significantly if we assume that the asset-price process has independent returns, i.e. S_{t+1}/S_t is independent of S_t for every $t = 1, \dots, N$. This assumption is equivalent to the following scaling property¹⁷

¹⁵We write $V(k) = o(1/k)$ as $k \rightarrow \infty$ if $V(k) \cdot k \rightarrow 0$.

¹⁶We write $P(k) \sim k$ as $k \rightarrow \infty$ if $P(k)/k \rightarrow 1$.

¹⁷See Lemma 2 for a proof of this equivalence.

(A2) $P_t(\alpha K | \alpha S_t) = \alpha P_t(K | S_t)$ for every $\alpha > 0$ and every $t = 0, \dots, N - 1$ and $K > 0$.

Of course, one-factor exponential Lévy models satisfy this assumption. We do not need the assumption of stationary returns; e.g. a Black-Scholes model with deterministic time-dependent volatility would also be allowed.

Under assumption (A2), the function V_1 in (9) collapses to $V_1(S_1) = P_1(w | \zeta_0 S_1 - w)$ for $S_1 > w/\zeta_0$. Hence the weight function γ in (13) can be rewritten:

$$\gamma(k) = V_1''(k) = \zeta_0^2 \cdot \Gamma_1(w | \zeta_0 k - w) = \zeta_0^2 \cdot g(\zeta_0 k), \quad k > w/\zeta_0,$$

with function g defined as

$$g(k') := \Gamma_1(w | k' - w), \quad k' > w. \quad (14)$$

Under the additional assumption (A2), the hedge portfolio for the two-period withdrawal guarantee in (12) hence simplifies as follows (when applying a change of integration variable $k' = \zeta_0 k$):

$$V_0 = \int_{w/\zeta_0}^{\infty} \zeta_0^2 \cdot g(\zeta_0 k) \cdot P_0(k | S_0) dk = \int_w^{\infty} g(k') \cdot P_0(k' | X_0) dk'. \quad (15)$$

Effects of Stochastic Volatility

It is evident from the perfect static hedging replication in (15) that the sensitivity of the withdrawal guarantee with respect to instantaneous shocks of the asset price (delta and gamma) stems exclusively from the portfolio of short-term put options $P_0(k)$, whereas the weight function g does not contribute. The story is different for the sensitivity with respect to volatility shocks (vega). While the short-term vega stemming from shocks of the implied volatility with maturity T_1 is statically hedged by the portfolio of short-term puts $P_0(k)$, the forward put $P_1(w/\zeta_1 | S_1)$ and hence the weight function g depend on the T_1 -in- T_2 -forward volatility¹⁸ Σ_1 , which leads to a forward-vega exposure.

If the volatility is allowed to be stochastic, i.e. if the assumption (A1) is dropped, the forward-vega exposure from the weight function g must also be hedged. It is intuitive to hedge this exposure with a T_1 -in- T_2 -forward variance swap which is only sensitive with respect to the forward volatility Σ_1 .

The variance swap hedge is constructed to offset the first-order sensitivity of the withdrawal guarantee with respect to changes in forward volatility, but the second order forward volatility sensitivity (known as vega-gamma or volga) of the net position after hedge does not necessarily vanish. When forward volatility moves, a long volga net position works in favor of the hedger and a short volga position would produce systematic losses.¹⁹ Since stochastic volatility models typically account for these systematic gains or losses, they are expected to produce higher model values for guarantees with dominant short volga net position and vice versa for a long volga position.

In the remaining part of this section, we analyze in a Black-Scholes setting the volga position of the withdrawal guarantee after the forward variance swap hedge and observe long and short volga positions depending on the moneyness²⁰. We will then compare these findings with the Heston model. In particular, we analyze for different moneyness levels of the withdrawal guarantee the model value differences of the Heston and the corresponding local volatility model.

¹⁸ Σ_1 is formally defined by the relation $(T_2 - T_1) \cdot \Sigma_1^2 = \text{Var}[\ln S_2] - \text{Var}[\ln S_1]$.

¹⁹Long or short volga means a position with positive or negative volga, respectively.

²⁰The moneyness of the withdrawal guarantee is defined by the ratio between the sum of all guaranteed withdrawal amounts and initial value X_0 .

In the Black-Scholes world, the forward-vega $\partial_{\Sigma_1} V_0$ and forward-volga exposure $\partial_{\Sigma_1}^2 V_0$ of the withdrawal guarantee can be expressed in terms of Black-Scholes formulae²¹ by means of equations (14) and (15). The forward-vega exposure of the hedge with T_1 -in- T_2 -forward variance swaps must match the exposure of the withdrawals guarantee, i.e. must be equal to $\partial_{\Sigma_1} V_0$. Since the payout of a variance swap is quadratic in volatility, its vega is linear in volatility and volga is constant and equals vega / volatility. Hence the forward-volga of the forward variance swap hedge for the withdrawal guarantee is given by $\partial_{\Sigma_1} V_0 / \Sigma_1$ and the forward-volga of the net position after hedge reads $\partial_{\Sigma_1} V_0 / \Sigma_1 - \partial_{\Sigma_1}^2 V_0$.

[FIGURE 3 SHOULD BE INSERTED HERE]

In the top graph in figure 3, the weight function g defined in (14) is displayed together with its first and second derivative $\partial_{\Sigma_1} g$ and $\partial_{\Sigma_1}^2 g$ with respect to the forward volatility Σ_1 . As outlined in (15), we obtain the present value as well as the forward-vega and forward-volga exposure of the withdrawal guarantee by integrating these functions against the initial put prices $k \mapsto P_0(k|X_0)$. The bottom graph in figure 3 visualizes these values for different initial fund values or moneyness levels, respectively, together with the volga of the net position after hedge. A long volga net position is observed for moneyness levels in a wide range around the at-the-money case. In the extreme out-of-the-money case, when the sum of the guaranteed amounts is less than ca. 70% of the initial capital, a short volga position shows up.

[FIGURE 4 SHOULD BE INSERTED HERE]

Figure 4 shows the model value differences of the Heston model and the corresponding local volatility model²² and compares these differences to the above volga analysis. As expected, the region of moneyness levels where the Heston model values are below the local volatility model values coincides approximately with the long volga region for the net position after hedge in the Black-Scholes setting; vice versa for the short volga region.

4 Multi-Period Setting

We extend the semi-static hedging techniques to the multi-period case with guaranteed withdrawals at times T_1, \dots, T_N .

General One-Factor Markov Case

Assuming (A1), we analyze the costs V_t for settling the claim $Z^{(t)}$ at time T_t and setting up the hedging costs for claims occurring later than T_t .²³

Applying the tower law for conditional expectation to definition (4) of V_t , we obtain the recursion relation

$$V_t = Z^{(t)} + \mathbb{E}_t^{\mathbb{Q}}[V_{t+1}] \quad (t = 0, \dots, N-1). \quad (16)$$

²¹The gamma term in the weight function (14) reads $\Gamma_1(\kappa|x) = n(d_1)/(x\Sigma_1)$ with $\kappa = w$ and $x = k - w$, where n denotes the density of the standard normal distribution and $d_{1/2} = \ln(x/\kappa)/\Sigma_1 \pm \Sigma_1/2$. The forward-vega $\partial_{\Sigma_1} V_0$ or forward-volga can be obtained by replacing Γ_1 in (15) by $\partial_{\Sigma_1} \Gamma_1 = (d_1 d_2 - 1)\Gamma_1/\Sigma_1$ or by $\partial_{\Sigma_1}^2 \Gamma_1 = [2 + (d_1 d_2)^2 - 3d_1 d_2 - d_1^2 - d_2^2]\Gamma_1/\Sigma_1^2$, respectively.

²²The local volatility model is calibrated to fit the Heston model values of the vanilla option market.

²³Recall the definition of V_t in (4).

Together with the recursion (1) of the fund value X_t , we deduce that the process V is Markovian and that V_t depends only on X_t and S_t or, equivalently, on ζ_{t-1} and S_t , i.e. $V_t = V_t(S_t | \zeta_{t-1})$. In addition, the propagation from V_t to V_{t+1} is fully specified by the one-period return S_{t+1}/S_t of the underlying. Hence, if the fund does not deplete at time T_t , i.e. $\tau > t$, the conditional expectation in (16) can be written as

$$\mathbb{E}_t^{\mathbb{Q}}[V_{t+1}] = \int_0^\infty V_{t+1}(k | \zeta_t = \zeta_{t-1} - w/S_t) \mathbb{Q}(S_{t+1} \in dk | S_t). \quad (17)$$

If we now condition separately on the events $\{\tau < t\}$, $\{\tau = t\}$, and $\{\tau > t\}$ as in (9) and apply the same static hedging technique²⁴ to (17) as in the two-period case, we arrive at the following backwards relation: for $t = 0, \dots, N-2$,

$$\begin{aligned} V_t(S_t | \zeta_{t-1}) &= \mathbf{1}_{\tau < t} \cdot (N-t+1)w \\ &+ \mathbf{1}_{S_t \leq w/\zeta_{t-1}} \cdot \left[(N-t+1)w - \zeta_{t-1}S_t \right] \\ &+ \mathbf{1}_{S_t > w/\zeta_{t-1}} \cdot \int_{\frac{w}{\zeta_{t-1} - \frac{w}{S_t}}}^\infty P_t(k | S_t) \cdot \left[D_{S_{t+1}}^2 V_{t+1} \left(S_{t+1} | \zeta_{t-1} - \frac{w}{S_t} \right) \right]_{S_{t+1}=k} dk \end{aligned} \quad (18)$$

with terminal condition (equivalent to relation (9) for the two-period case)

$$V_{N-1}(S_{N-1} | \zeta_{N-2}) = \left(\zeta_{N-2} - \frac{w}{S_{N-1}} \right) \cdot P_{N-1} \left(\frac{w}{\zeta_{N-2} - \frac{w}{S_{N-1}}} \middle| S_{N-1} \right) \quad \text{if } S_{N-1} > \frac{w}{\zeta_{N-2}},$$

provided that for every $t = 0, \dots, N-2$ the functions $S_{t+1} \mapsto V_{t+1}(S_{t+1} | \zeta_t)$ satisfy the smoothness and boundary conditions analogous to property (11) for the two-period case. The value V_0 of the withdrawal guarantee at time T_0 would then be given by $V_0 = \int_{w/\zeta_0}^\infty P_0(k) [D_{S_1}^2 V_1]_{S_1=k} dk$.

However, it is not straightforward to work out general conditions on the (local) volatility structure that guarantee the required smoothness and boundary properties analogous to (11), since these requirements are non-local and re-apply for every iteration step in a different manner. In practice however, the smoothness and boundary conditions can be verified by direct computation for every backward iteration step. It turns out that these conditions are satisfied for many observed implied volatility surfaces with not too pronounced smile behavior.

One-factor Exponential Lévy Case

We show here that the scaling property (A2) simplifies considerably the expressions for the weight functions. In addition, (A2) implies the smoothness and boundary conditions analogous to (11) for every time step T_t .

Let us define backwards recursively the sequence of weight functions $g_t = g_t(k)$, that indicate the weight of put options $P_t(k)$ with strike k in the hedge portfolio at withdrawal time T_t :

$$g_t(k) := \int_w^\infty \Gamma_{t+1}(k' | k-w) \cdot g_{t+1}(k') dk' \quad (t = 0, \dots, N-3), \quad (19)$$

with terminal weight function $g_{N-2}(k) := \Gamma_{N-1}(w | k-w)$. We already encountered this terminal weight function in the two-period case, see (14). Note that we could have started the backward recursive definition of the weights even one time step later by setting the terminal weight as $g_{N-1}(k)dk := \delta_w$, where δ_w is Dirac's point measure concentrated at $\{w\}$.

²⁴Identify $\mathbb{Q}(S_{t+1} \in dk | S_t) = \partial_K^2 P_t(k | S_t)$ and perform twice integration by parts.

We state the following *result*: assume that S satisfies (A1-2). Then for any $t = 0, \dots, N - 2$ with $\tau > t$, the hedge portfolio V_t in (18) reads

$$V_t = \int_{w/\zeta_t}^{\infty} \zeta_t^2 \cdot g_t(\zeta_t k') \cdot P_t(k' | S_t) dk' = \int_w^{\infty} g_t(k) \cdot P_t(k | X_t) dk, \quad (20)$$

and the value V_0 of the withdrawal guarantee at time T_0 is given by $V_0 = \int_w^{\infty} g_0(k) \cdot P_t(k | X_0) dk$.

The proof of (20) can be motivated as follows: assume that the fund is not depleted at time T_{t-1} and the guarantor has purchased the portfolio of put options $P_{t-1}(k | X_{t-1})$ composed according to (20). Then each put in the portfolio expires at time T_t and pays out $(k - X_{t-1-} \cdot \frac{S_t}{S_{t-1}})^+ = (k - \zeta_{t-1} S_t)^+$. Hence the value of the expired hedge portfolio at time T_t is

$$V_{t-} := \int_w^{\infty} g_t(k) \cdot (k - \zeta_{t-1} S_t)^+ dk. \quad (21)$$

It can be shown by iterative application of partial integration that

$$V_{t-} = V_t, \quad (22)$$

i.e. the expired hedge portfolio can finance the claim $Z^{(t)}$ at time T_t plus the hedging costs for the claims later than T_t . Details have been transferred to the appendix.

Weight Function and Adjoint Multi-Contribution Fund Process

The weight functions g_t defined in (19) are plotted in figure 5 with t stepping backwards from the terminal weight function g_{N-1} that is fully concentrated at $\{w\}$. With each time step backwards, the weight functions are spread wider and their mean increases approximately by w . Hence the range of the strikes of the put options in the hedge portfolios becomes wider for each iteration and more and more put options with higher strikes are involved.

[FIGURE 5 SHOULD BE INSERTED HERE]

The weight functions $(g_t)_{t=N-1, \dots, 0}$ themselves represent a stochastic process that evolves backwards in time. We will construct a process $(Y_t)_{t=0, \dots, N-1}$ on some probability space with measure $\tilde{\mathbb{Q}}$ that satisfies

$$\tilde{\mathbb{Q}}(Y_t \in dk) := g_{N-t-1}(k) dk \quad (t = 0, \dots, N - 1). \quad (23)$$

This process Y is determined by the following forward recursion relation that results from rewriting²⁵ the backwards regression (19) for the weight functions g_t in terms of Y :

$$\tilde{\mathbb{Q}}(Y_{t+1} - w \in dk) = \int_w^{\infty} \Gamma_{N-t-1}(k' | k) \cdot \tilde{\mathbb{Q}}(Y_t \in dk') \quad (t = 0, \dots, N - 2). \quad (24)$$

The term $\Gamma_{N-t-1}(k' | k)$ can be interpreted as stepwise transition density of the (shifted) process Y . In other words, the transition kernels of the underlying asset price process that drives Y must coincide with the Gamma terms in (24).

²⁵Replace in (19) t by $N - t - 2$ and k by $k - w$ and note that $Y \in dk + w \Leftrightarrow Y - w \in dk$.

This inspires the following *definition*: a positive valued asset price process $(\tilde{S}_t)_{t=0,\dots,N}$ on $\tilde{\mathbb{Q}}$ is called *reverse Γ -adjoint* to $(S_t)_{t=0,\dots,N}$ (on \mathbb{Q}), if for any time pair $t < t' \in \{0, \dots, N\}$ and $k, k' > 0$

$$\tilde{\mathbb{Q}}(\tilde{S}_{t'} \in k' + dk' \mid \tilde{S}_t = k) = \Gamma_{N-t', N-t}(k \mid S_{N-t'} = k') dk', \quad (25)$$

where the Gamma expressions stem from vanilla options on S .

The following lemma summarizes some properties of reverse Γ -adjoint processes (the proof is transferred to the appendix).

Lemma 1. *a) The Gamma terms in (25) define probability transition kernels²⁶ and satisfy the Chapman-Kolmogorov property. Hence (25) is well defined.*

b) Relation (25) allows to construct a time-continuous version of a reverse Γ -adjoint process. Let \tilde{S} (on $\tilde{\mathbb{Q}}$) be reverse Γ -adjoint to S (on \mathbb{Q}).

c) If S is a \mathbb{Q} -martingale²⁷, then \tilde{S} is a $\tilde{\mathbb{Q}}$ -martingale.

d) If S satisfies (A2), so does \tilde{S} and its log-return density is given by²⁸

$$\tilde{\mathbb{Q}}\left(\ln \frac{\tilde{S}_{t'}}{\tilde{S}_t} \in \xi + d\xi\right) = e^{-\xi} \cdot \mathbb{Q}\left(\ln \frac{S_{N-t'}}{S_{N-t}} \in -\xi + d\xi\right) \quad (t < t', \xi \in \mathbb{R}). \quad (26)$$

e) If S satisfies (A2) and Put-Call-Symmetry²⁹, (25) reduces to $\frac{\tilde{S}_{t'}}{\tilde{S}_t} \stackrel{d}{=} \frac{S_{N-t}}{S_{N-t'}}$ for every $t < t'$.³⁰ In particular, a Black-Scholes process with time-independent volatility is its own reverse Γ -adjoint process.

If the log-return of S has a left-skewed density, then the log-return of the reverse Γ -adjoint process \tilde{S} has a right-skewed density. Figure 7 displays this effect for the variance gamma model³¹.

[FIGURE 7 SHOULD BE INSERTED HERE]

Now choose a process \tilde{S} (on $\tilde{\mathbb{Q}}$) that is reverse Γ -adjoint to S (on \mathbb{Q}). Since (25) implies that $\Gamma_{N-t-1}(k \mid k') dk' = \tilde{\mathbb{Q}}(\tilde{S}_{t+1} \in dk' \mid \tilde{S}_t = k)$, the recursion (24) of the process Y has the following equivalent representation in terms of the reverse Γ -adjoint process \tilde{S} :

$$Y_{t+1} - w = Y_t \cdot \tilde{S}_{t+1} / \tilde{S}_t \quad (t = 0, \dots, N-2).$$

Since this recursion coincides with that in (5), the process Y satisfying (23) is given by a multi-contribution fund driven by \tilde{S} with regular contribution w .

The mean of the multi-contribution fund value Y_t is easily obtained by relation (6):

$$\mathbb{E}^{\tilde{\mathbb{Q}}}[Y_t] = w \cdot \mathbb{E}^{\tilde{\mathbb{Q}}}\left[\sum_{u=0}^t \frac{\tilde{S}_t}{\tilde{S}_u}\right] = w \cdot \mathbb{E}^{\tilde{\mathbb{Q}}}\left[\sum_{u=0}^t \mathbb{E}_u^{\tilde{\mathbb{Q}}}\left[\frac{\tilde{S}_t}{\tilde{S}_u}\right]\right] = w \cdot \mathbb{E}^{\tilde{\mathbb{Q}}}\left[\sum_{u=0}^t \frac{\tilde{S}_u}{\tilde{S}_u}\right] = w \cdot (t+1),$$

²⁶ i.e. are positive as a function of $k \in (0, \infty)$ and integrate to one.

²⁷ This is the case here since zero interest rates are assumed for simplicity.

²⁸ In case of non-zero interest rates, the right hand side (26) is multiplied by the discount factor DF .

²⁹ This is equivalent to assuming that the distribution of $\log(S_t)$ is symmetric for every $t > 0$, see e.g. Carr et al. [3].

³⁰ Here, $\stackrel{d}{=}$ denotes equality in distribution.

³¹ See [5] for the seminal paper on the variance gamma model.

using the martingale property of the reverse Γ -adjoint process \tilde{S} (due to lemma 1) and the tower law for conditional expectation.

Hence we have shown the following *results*: let \tilde{S} (on $\tilde{\mathbb{Q}}$) be reverse Γ -adjoint to S and let $(Y_t)_{t=0,\dots,N}$ be the multi-contribution fund on \tilde{S} according to (5) with regular contribution w . Then for $t = 0, \dots, N-1$, the weight function g_t defined in (19) is generated by the probability density of Y_{N-t-1} , i.e. relation (23) holds. Since $Y_t \geq w$ for every t by construction, the weight function g_t represents a probability density on $[w, \infty)$ with mean

$$m_t := \int_w^\infty k \cdot g_t(k) dk = \mathbb{E}^{\tilde{\mathbb{Q}}}[Y_{N-t-1}] = (N-t) \cdot w \quad (t = 0, \dots, N-1), \quad (27)$$

which proves the intuition from figure 5.

Assuming (A1-2), the hedging portfolio V_t in the static hedging representation (20) for the withdrawal guarantee at time T_t with $\tau > t$ (which coincides with the withdrawal guarantee value) conditional on the fund value X_t reads

$$V_t = \int_w^\infty P_t(k | X_t) \tilde{\mathbb{Q}}(Y_{N-t-1} \in dk) = \mathbb{E}^{\tilde{\mathbb{Q}}}[P_t(Y_{N-t-1} | X_t)] \quad (t = 0, \dots, N-1). \quad (28)$$

In the continuous time limit (7), this relation reads

$$V_t = \mathbb{E}^{\tilde{\mathbb{Q}}}[(\bar{Y}_{T^*-t} - \bar{X}_t)^+] \quad (t \in (0, T^*]),$$

i.e. the withdrawal guarantee is a call option on the reverse adjoint multi-contribution fund.

Relation (28) allows to calculate the value of withdrawals guarantees in a very flexible manner, that is particularly efficient for sensitivity within the risk management process. We demonstrate the flexibility of this technique by applying it to the variance gamma model.³² The density of the log-return of the underlying asset price process S is known.³³ Hence the corresponding log-return density of the reverse Γ -adjoint asset process \tilde{S} is given by lemma 1.(d). Sampling from this density, we obtain a discrete approximation of the distribution of the associated multi-contribution fund Y on \tilde{S} at time T_{N-1} . The value of the portfolio (28) of short-term put options is then easily calculated either using the implied volatility skew curve of the fitted variance gamma model (which is a generic outcome of the calibration process) or using directly the market implied volatilities.

Figure 8 compares the values of withdrawal guarantees derived from this approach with straightforward Monte-Carlo pricing by directly sampling from the log-return distribution of the underlying. The results nearly coincide for different maturities and moneyness levels. The computation time for sampling the density of Y_{N-1} is comparable to the direct Monte-Carlo approach.³⁴ The calculation of the value of short-term put option portfolio is quasi immediate.³⁵ Hence the calculation of sensitivities with respect to shocks in the fund value and short term volatility of the underlying (assuming that the variance gamma model parameters remain unchanged for maturities beyond the next withdrawal time) is speeded up significantly.

[FIGURE 8 SHOULD BE INSERTED HERE]

³²Using the calibration from figure 7.

³³See equation (23) in [5].

³⁴Ca. 0.8 seconds for a 20 year guarantee with quarterly withdrawals based on 10^5 scenarios using Matlab.

³⁵Less than 0.01 seconds using a discrete approximation of the density Y_{N-1} into 50 buckets.

Options on Multi-Contribution Funds

Vanilla options on a multi-contribution fund allow for an analogous dual semi-static hedging representation based on the reverse adjoint withdrawal fund process. We present the following *result* that can be shown in analogy to the proofs of the relations (20) and (28):

Let $(Y_t)_{t=0,\dots,N}$ be the multi-contribution fund driven by an asset price process $(\tilde{S})_{t=0,\dots,N}$ on $\tilde{\mathbb{Q}}$ with regular contribution p according to (5). Consider a put option on Y_{N-} with strike $K > 0$ that pays out $\tilde{V}_N := (K - Y_{N-})^+$ at time T_N .³⁶

Assume that \tilde{S} (on $\tilde{\mathbb{Q}}$) satisfies (A1-2). Then the put option allows for a perfect semi-static hedging strategy with hedge portfolio (and hence guarantee value) at time T_t conditional on the fund value Y_t given by

$$\tilde{V}_t = \int_0^\infty \tilde{g}_t(k) \cdot P_t(k | Y_t) dk \quad (t = 0, \dots, N-1),$$

where the weight functions \tilde{g}_t are backwards recursively defined by

$$\tilde{g}_t(k) := \int_0^\infty \Gamma_{t+1}(k' | k + p) \cdot \tilde{g}_{t+1}(k') dk' \quad (t = 0, \dots, N-2), \quad \tilde{g}_{N-1} dk' := \delta_K.$$

Choose an asset price process S on \mathbb{Q} that is reverse Γ -adjoint to \tilde{S} and let X be the withdrawal fund process defined in (1) with withdrawal amount p and initial value $X_0 = K$. Then \tilde{g}_t is given by the density of the withdrawal fund X_{N-t-1} , i.e. $\tilde{g}_t(k) dk = \mathbb{Q}(X_{N-t-1} \in dk)$ for $t = 0, \dots, N-1$ and

$$\tilde{V}_t = \int_0^\infty P_t(k | Y_t) \mathbb{Q}(X_{N-t-1} \in dk) = \mathbb{E}^{\mathbb{Q}} \left[P_t(X_{N-t-1} | Y_t) \right] \quad (t = 0, \dots, N-1).$$

In the continuous time limit (7), this relation reads

$$\tilde{V}_t = \mathbb{E}^{\mathbb{Q}}[(\bar{X}_{T^*-t} - \bar{Y}_t)^+] \quad (t \in (0, T^*]),$$

i.e. a put on the multi-contribution fund is a call option on the reverse adjoint withdrawal fund.

Roll-Up Feature

A roll-up or ratchet mechanism, which is a typical additional feature in withdrawal guarantee products, increases the future guaranteed periodic withdrawal amounts if the underlying fund outperforms in order to lock in the profit. The recursion (1) for the fund value process X changes to $X_{t+1} = X_t \cdot S_{t+1}/S_t - w_t$, where w_t is the withdrawal amount fixed at time T_t .

We formulate the roll-up mechanism in a sufficiently general manner in terms of a guarantee base function A_t : at time T_t , the guaranteed withdrawal level w_t is increased to the fraction of the fund value X_t divided by the guarantee base A_t , if this fraction exceeds the previous guaranteed withdrawal level w_{t-1} , i.e.

$$w_t = \max(w_{t-1}, X_t/A_t) \quad (t = 1, \dots, N-1), \quad (29)$$

where the guarantee base is defined as $A_t := \sum_{u=t+1}^N (1 + r_R)^{-1}$ with roll-up rate r_R . The quantity A_t can be interpreted as discounted value according to the rate r_R of future withdrawals of unit amount later than T_t . A typical roll-up rate is $r_R = 0$, i.e. $A_t = N - t$. Note that the limiting case $r_R \searrow -1$ (and hence $A_t \nearrow \infty$) reduces to the situation without roll-up. There is no roll-up event at maturity T_N ; hence we set $A_N := \infty$ so that $w_N = w_{N-1}$.

³⁶Here Y_{N-} denotes the fund before the contribution at time T_N , i.e. $Y_{N-} = Y_N - p$.

Assuming (A2), the withdrawal guarantee value (without roll-up) V_t at time T_t depends only on the fund value X_t at time T_t , see relation (20). Since the withdrawal guarantee level w_t is a function of X_t and w_{t-1} by (29), the value V_t^R of the withdrawal guarantee with roll-up (or its hedge portfolio) at time T_t depends only on w_{t-1} and X_t , i.e. $V_t^R = V_t^R(w_{t-1}, X_t)$.

If we rewrite the recursion (18) in terms of $X_t = \zeta_{t-1}S_t - w_{t-1}$, we obtain the following backwards recursion for V_t^R :

$$\begin{aligned} V_t^R(w_{t-1}, X_t) &= \mathbf{1}_{\tau < t} \cdot (N - t + 1) \cdot w_{t-1} + \mathbf{1}_{w_{t-1} \leq X_t < 0} \cdot \left[(N - t) \cdot w_{t-1} - X_t \right] \\ &+ \mathbf{1}_{X_t > 0} \cdot \bar{V}_t^R \left(w_t = \max(w_{t-1}, \frac{X_t}{A_t}), X_t \right) \quad (t = 0, \dots, N - 1), \end{aligned} \quad (30)$$

with

$$\bar{V}_t^R(w_t, X_t) := \mathbb{E}_t^{\mathbb{Q}} \left[V_{t+1}^R(w_t, X_{t+1}) \mid X_t \right] \quad (t = 0, \dots, N - 1). \quad (31)$$

The terminal condition is $V_N^R(w_{N-1} \mid X_N) = Z(N) = w_{N-1} \cdot \mathbf{1}_{\tau < N} + X_N^- \cdot \mathbf{1}_{\tau = N}$, see in (3).

We show that the withdrawal guarantee \bar{V}^R with roll-up feature admits a semi-static hedging representation (which is not surprising since roll-up guarantees are known to be semi-statically hedgeable, see e.g. [3]).

We define the sequences of constants α_t and β_t and weight functions $g_t^R = g_t^R(k)$ for $t = 0, \dots, N - 2$ backwards recursively by

$$\begin{aligned} \alpha_t &:= \alpha_{t+1} \cdot \left[1 + \frac{1}{A_{t+2}} \cdot C_{t+1}(1 + A_{t+2} \mid A_{t+1}) \right] - \beta_{t+1} \cdot P_{t+1}(1 + A_{t+2} \mid A_{t+1}) \\ &+ \int_1^{1+A_{t+2}} P_{t+1}(k \mid A_{t+1}) \cdot g_{t+1}^R(k) dk, \\ \beta_t &:= - \left[\frac{\alpha_{t+1}}{A_{t+2}} \cdot \Delta_{t+1}^C(1 + A_{t+2} \mid A_{t+1}) - \beta_{t+1} \cdot \Delta_{t+1}^P(1 + A_{t+2} \mid A_{t+1}) \right. \\ &\left. + \int_1^{1+A_{t+2}} \Delta_{t+1}^P(k \mid A_{t+1}) \cdot g_{t+1}^R(k) dk \right], \\ g_t^R(k) &:= \left(\frac{\alpha_{t+1}}{A_{t+2}} - \beta_{t+1} \right) \cdot \Gamma_{t+1}(1 + A_{t+2} \mid k - 1) \\ &+ \int_1^{1+A_{t+2}} \Gamma_{t+1}(k' \mid k - 1) \cdot g_{t+1}^R(k') dk' \quad (k \in [1, 1 + A_{t+1}]), \end{aligned} \quad (32)$$

with terminal conditions³⁷

$$\alpha_{N-1} = \beta_{N-1} = 0, \quad g_{N-1}^R(k) dk = \delta_1,$$

where δ_1 is the Dirac measure at $\{1\}$ and C_t denotes the call analogously to the put P_t ; Δ_t^C and Δ_t^P is the Delta derivative of the call C_t and the put P_t , respectively.

We state the following *result*: assuming (A1-2), the withdrawal guarantee with roll-up admits a semi-static hedging representation. The hedge portfolio (that also determines the guarantee value) at time T_t with $\tau > t$ conditional on the fund value $X_t > 0$ and the current withdrawal level w_t is given by

$$\begin{aligned} \bar{V}_t^R(w_t, X_t) &= \alpha_t \cdot \left[w_t + \frac{1}{A_{t+1}} \cdot C_t \left(w_t \cdot (1 + A_{t+1}) \mid X_t \right) \right] \\ &+ \beta_t \cdot P_t \left(w_t \cdot (1 + A_{t+1}) \mid X_t \right) \\ &+ \int_1^{1+A_{t+1}} P_t(w_t \cdot k \mid X_t) \cdot g_t^R(k) dk, \quad (t = 0, \dots, N - 1). \end{aligned} \quad (33)$$

³⁷Recall that A_N is set to ∞ .

Remarks: (a) Note that the terminal value reads $\bar{V}_{N-1}^R(w_{N-1}, X_{N-1}) = P_{N-1}(w_{N-1}|X_{N-1})$.
 (b) \bar{V}_t^R also satisfies (A2), i.e. if the fund value and the withdrawal level double (and the moneyness of the guarantee remains constant) the absolute guarantee value also doubles. This implies that when the fund value X_t exceeds the level $A_t w_{t-1}$ and the roll-up event occurs, the guarantee value is linear in the fund value X_t .³⁸

(d) Relation (33) is again proved by applying static hedging techniques that allow to identify

$$\alpha_t = \bar{V}_{t+1}^R(1, A_{t+1}), \beta_t = \partial_{X_{t+1}} \bar{V}_{t+1}^R(1, A_{t+1}), g_t^R(k) = \partial_{X_{t+1}}^2 \bar{V}_{t+1}^R(1, k-1). \quad (34)$$

The details of the proof are transferred to the appendix. Note that not only put options are used in the static hedging representation as for the non-roll-up type but also call options are involved here.

(d) It can be shown that the static hedging representation (32) and (33) converges in the limit $A_t \nearrow \infty$ to the non-roll-up case (19) and (20).³⁹

Concluding Remarks and Outlook

- 1) The effects of stochastic volatility are very similar to the two-period case. Figure 6 displays for the 5-period case the total forward vega and volga sensitivity of the weight function g_0 and the split into the sensitivities with respect to the series of yearly forward volatilities. Similar to the two-period case⁴⁰, there is a net volga long position (after hedging with forward starting variance swaps) except for very in- and out-of-the-money guarantees. Hence, stochastic volatility models will price the guarantee at lower values than the corresponding local volatility model.

[FIGURE 6 SHOULD BE INSERTED HERE]

- 2) For one-factor exponential Lévy models, the semi-static hedging representation (28) allows a very efficient calculation of the withdrawal guarantee value and its sensitivities with respect to changes in the fund value and in the short-term volatility of the underlying. This is essential for the risk management of such products.
- 3) For non-zero deterministic interest rates, the static hedging representations (18) and (20) remain valid, since the discounting effects are already correctly reflected in the put option values and their derivatives.

Due to the long-term nature of typical GMWB products, stochastic interest rates seem an indispensable ingredient for the valuation model at first glance. Unfortunately, our approach has no straightforward generalization to stochastic interest rates. Table 1 summarizes the interest rate volatility sensitivity for at-the-money GMWB products valued in the one-factor Hull-White & Black-Scholes hybrid model (using Monte-Carlo techniques) and compares it to the sensitivities of vanilla put options and puts on multi-contribution funds: interest rate volatility sensitivity for withdrawal guarantees increases with maturity to ca. 1.5% of the base guarantee value for maturities of 30 years but remains at only ca. 30-35% of that of the corresponding vanilla put with same notional. Things are different for puts on multi-contribution funds which show much higher interest rate volatility sensitivity. The reason is that the withdrawals diminish the fund value and hence the volatility

³⁸The guarantee value then reads $\bar{V}_t^R(X_t/A_t, X_t) = X_t \cdot \bar{V}_t^R(1/A_t, 1)$.

³⁹It suffices to show by backwards induction that $\alpha_t, \beta_t \rightarrow 0$.

⁴⁰Compare with figure 3.

exposure relatively quickly in average whereas the multi-contribution fund accumulates the volatility exposure over run time.

[TABLE 1 SHOULD BE INSERTED HERE]

This analysis shows that the need for stochastic interest rates for the valuation model of GMWB products is less pronounced compared to long-term vanilla options and puts on multi-contribution funds.

- 4) The presented semi-static hedging results do not only apply to simple withdrawal guarantee structures introduced in section 2. They immediately extend to non-constant deterministic schedules of withdrawal amounts. The technique also extends to roll-up or ratchet features, that are very common for GMWB products, see (33).

A Appendix: Proofs

Proof of (11). For the function $S_1 \mapsto V_1(S_1)$ that is piecewise defined in (9), we show that V_1 and V_1' is continuous at $S_1 = w/\zeta_0$ and that $V_1' = o(1/S_1)$ as $S_1 \nearrow \infty$. The second boundary condition $V_1(0) = 2w$ is obvious.

First note that $V_1' = [\partial_{S_1} + (\partial_{S_1} \zeta_1) \cdot \partial_{\zeta_1}] \cdot [\zeta_1 \cdot P_1(w/\zeta_1)]$ for $S_1 > w/\zeta_0$ and hence

$$V_1' = \zeta_1 \cdot \Delta_1 \left(\frac{w}{\zeta_1} \mid S_1 \right) + \frac{w}{S_1^2} \cdot \left[P_1 \left(\frac{w}{\zeta_1} \mid S_1 \right) - \partial_{\mathcal{K}} P_1 \left(\frac{w}{\zeta_1} \mid S_1 \right) \cdot \frac{w}{\zeta_1} \right]. \quad (35)$$

From the definition of V_1 in (9), we obtain $\lim_{S_1 \nearrow w/\zeta_0} V_1(S_1) = w$ and $\lim_{S_1 \nearrow w/\zeta_0} V_1'(S_1) = -\zeta_0$. Further, $S_1 \searrow w/\zeta_0$ implies $\zeta_1 \searrow 0$. Hence,

$$\lim_{S_1 \searrow w/\zeta_0} V_1(S_1) = \lim_{\zeta_1 \searrow 0} \zeta_1 P_1(w/\zeta_1) = \lim_{\zeta_1 \searrow 0} \mathbb{E}_1^{\mathbb{Q}}(w - \zeta_1 S_2)^+ = w,$$

where the last equality follows from monotone convergence. Similarly, we obtain using (35)

$$\begin{aligned} \lim_{S_1 \searrow w/\zeta_0} V_1'(S_1) &= \lim_{\zeta_1 \searrow 0} \zeta_1 \cdot \Delta_1 \left(\frac{w}{\zeta_1} \mid \frac{w}{\zeta_0} \right) + \frac{\zeta_0^2}{w} \cdot \lim_{\zeta_1 \searrow 0} \left[P_1 \left(\frac{w}{\zeta_1} \mid \frac{w}{\zeta_0} \right) - \frac{w}{\zeta_1} \cdot \partial_{\mathcal{K}} P_1 \left(\frac{w}{\zeta_1} \mid \frac{w}{\zeta_0} \right) \right] \\ &= \frac{\zeta_0^2}{w} \cdot \lim_{\zeta_1 \searrow 0} \mathbb{E}_1^{\mathbb{Q}} \left[\left(\frac{w}{\zeta_1} - S_2 \right) \cdot \mathbf{1}_{w/\zeta_1 > S_2} - \frac{w}{\zeta_1} \cdot \mathbf{1}_{w/\zeta_1 > S_2} \mid S_1 = \frac{w}{\zeta_0} \right] \\ &= \frac{\zeta_0^2}{w} \cdot \lim_{\zeta_1 \searrow 0} \mathbb{E}_1^{\mathbb{Q}} \left[-S_2 \cdot \mathbf{1}_{w/\zeta_1 > S_2} \mid S_1 = \frac{w}{\zeta_0} \right] \\ &= \frac{\zeta_0^2}{w} \cdot \mathbb{E}_1^{\mathbb{Q}} \left[-S_2 \mid S_1 = \frac{w}{\zeta_0} \right] = \frac{\zeta_0^2}{w} \cdot \left[-\frac{w}{\zeta_0} \right] = -\zeta_0, \end{aligned}$$

where the second line uses the fact that Δ_1 is bounded and the first equality in the last line above follows again from monotone convergence. This proves the continuity of V_1 and V_1' at $S_1 = w/\zeta_0$.

Finally, $S_1 \nearrow \infty$ implies $\zeta_1 \rightarrow \zeta_0$. Hence we obtain using (35)

$$\lim_{S_1 \nearrow \infty} S_1 \cdot V_1'(S_1) = \frac{w}{S_1} \cdot \left[P_1 \left(\frac{w}{\zeta_0} \mid S_1 \right) - \partial_{\mathcal{K}} P_1 \left(\frac{w}{\zeta_0} \mid S_1 \right) \cdot \frac{w}{\zeta_0} \right] = 0,$$

since all terms in $[\cdot]$ -brackets are bounded functions of S_1 . Hence, $V_1' = o(1/S_1)$ as $S_1 \nearrow \infty$. \square

The following lemmata deal with implications of the assumption (A2).

Lemma 2. (A2) is equivalent to assume that S has independent returns, i.e. S_{t+1}/S_t is independent on S_t for every $t = 1, \dots, N$.

Proof. \Leftarrow is obvious. To show \Rightarrow , note that by static hedging theory

$$\mathbb{Q}(S_{t+1}/S_t \leq K | S_t = s) = \mathbb{Q}(S_{t+1} \leq s \cdot K | S_t = s) = \partial_{\mathcal{K}} P_t(s \cdot K | s).$$

It suffices to proof that $\partial_{\mathcal{K}} P_t(s \cdot K | s)$ is independent of s for every $K > 0$:

(A2) implies $P_t(k | s') = k \cdot P_t(1 | s'/k)$. Hence $\partial_k P_t(k | s') = P_t(1 | s'/k) - (s'/k) \cdot \Delta_t(1 | s'/k)$. Thus $\partial_{\mathcal{K}} P_t(s \cdot K | s) = P_t(1 | 1/K) - (1/K) \cdot \Delta_t(1 | 1/K) = \partial_{\mathcal{K}} P_t(K | 1)$. \square

Lemma 3. (A2) implies that $x \cdot \Delta_t(k | x) \rightarrow 0$ and $k \cdot \partial_{\mathcal{K}} C_t(k | x) \rightarrow 0$ as $x, k \nearrow \infty$ uniformly in $k \in \mathbb{R}$ and $x \in \mathbb{R}$ for every $t = 0, \dots, N - 1$.

Proof. Assumption (A2) implies $P_t(k | x) = x \cdot P_t(k/x | 1)$. Hence

$$\begin{aligned} x \cdot \Delta_t(k | x) &= x \cdot D_x [x \cdot P_t(k/x | 1)] = x [P_t(k/x | 1) - x \cdot \partial_{\mathcal{K}} P_t(k/x | 1) \cdot (k/x^2)] \\ &= P_t(k | x) - k \cdot \mathbb{Q}(S_{t+1} \leq k/x | S_t = 1), \end{aligned} \quad (36)$$

where the last equation follows from (A2) and the Breeden-Litzenberger formula (10). As $x \nearrow \infty$, both terms converge to zero locally uniformly in k . The proof for $k \cdot \partial_{\mathcal{K}} C_t(k | x)$ follows from analog considerations. \square

Lemma 4. If a twice differentiable function $f = f(x, y)$ satisfies $f(\alpha x, \alpha y) = \alpha f(x, y)$ for every $\alpha \in \mathbb{R}$, then $\partial_{\mathcal{X}}^n f(\alpha x, \alpha y) = \alpha^{1-n} \partial_{\mathcal{X}}^n f(x, y)$ and $\partial_{\mathcal{Y}}^n f(\alpha x, \alpha y) = \alpha^{1-n} \partial_{\mathcal{Y}}^n f(x, y)$ for $n \in \mathbb{N}$.⁴¹

Proof. Follows from $\alpha \partial_x^n f(x, y) = \partial_x^n (\alpha f(x, y)) = \partial_x^n f(\alpha x, \alpha y) = \alpha^n \partial_{\mathcal{X}}^n f(\alpha x, \alpha y)$.

Proof of (22). Applying partial integration to (21) yields

$$\begin{aligned} V_{t-} &\stackrel{(19)}{=} \int_{\max(w, \zeta_{t-1} S_t)}^{\infty} (k - \zeta_{t-1} S_t) \cdot \left(\int_w^{\infty} \Gamma_t(k' | k - w) g_t(k') dk' \right) dk \\ &= \left[(k - \zeta_{t-1} S_t) \int_w^{\infty} \Delta_t(k' | k - w) g_t(k') dk' \right]_{k=\max(w, \zeta_{t-1} S_t)}^{\infty} \\ &\quad + \left\{ - \int_{\max(w, \zeta_{t-1} S_t)}^{\infty} \int_w^{\infty} \Delta_t(k' | k - w) g_t(k') dk' dk \right\}. \end{aligned}$$

We first analyze the term in $[\cdot]$ -brackets. The upper bound contribution for the limit $k \nearrow \infty$ vanishes due to lemma 3. Hence the $[\cdot]$ -term has only contributions from the lower bound, which reads

$$\begin{aligned} [\cdot] &= -\mathbf{1}_{\zeta_{t-1} S_t < w} \cdot (w - \zeta_{t-1} S_t) \int_w^{\infty} (-1) \cdot g_t(k') dk' \\ &\stackrel{(27)}{=} -X_t \cdot \mathbf{1}_{X_t < 0} = X_t^- = Z^{(t)}. \end{aligned}$$

When integrating the $\{\cdot\}$ -term, we obtain

$$\begin{aligned} \{\cdot\} &= - \left[\int_w^{\infty} P_t(k' | k - w) g_t(k') dk' \right]_{k=\max(w, \zeta_{t-1} S_t)}^{\infty} \\ &= \int_w^{\infty} P_t \left(k' \mid \max(0, \zeta_{t-1} S_t - w) \right) g_t(k') dk' \\ &= \mathbf{1}_{X_t \leq 0} \int_w^{\infty} k' g_t(k') dk' + \mathbf{1}_{X_t > 0} \int_w^{\infty} p_t(X_t, k') g_t(k') dk' \\ &\stackrel{(27)}{=} \mathbf{1}_{\tau=t} \cdot m_t + \mathbf{1}_{\tau > t} V_t. \end{aligned}$$

⁴¹Here, $\partial_{\mathcal{X}}^n f$ and $\partial_{\mathcal{Y}}^n f$ denotes the n -th partial derivative of f with respect to the X and Y coordinate, respectively.

Hence $V_{t-} = Z^{(t)} + \mathbf{1}_{\tau=t} \cdot m_t + \mathbf{1}_{\tau>t} V_t \stackrel{(18)}{=} V_t$, which proves (22). \square

Proof of Lemma 1. For $l = 0, 1$, we deduce

$$\int_0^\infty s^l \cdot \Gamma(K|s) ds = \lim_{s^* \uparrow \infty} \{s^l \Delta(K|s)\}_{s=0}^{s^*} - l \cdot [P(K, s)]_{s=0}^{s^*} = \mathbf{1}_{l=0} + K \cdot \mathbf{1}_{l=1}, \quad (37)$$

since $\lim_{s^* \uparrow \infty} s^* \Delta(K|s^*) = 0$ in case $l = 1$ by lemma 3.

(a): the density $\Gamma(k'|k)dk$ integrates to one on $k \in [0, \infty)$ by (37). Chapman-Kolmogorov (CK) property for \tilde{S} follows from the CK property of the put option value process $t \mapsto P_{t,N}(K|S_t) = \mathbb{E}_t[(K - S_N)^+ | S_t]$ (a martingale!) and twice differentiation with respect to S_t . (b): on a discrete time grid, (25) generates a Markov chain on \mathbb{R}^+ . By halving successively the grid size, a consistent sequence of Markov chains is generated due to the CK property. This sequence of Markov chains can be shown to be tight which guarantees the existence of a time-continuous limit process \tilde{S} . (c): $\mathbb{E}_t[\tilde{S}_{t'} | \tilde{S}_t = k] = \int_0^\infty k' \Gamma_{N-t', N-t}(k|k') dk' = k$ by (37). The proof of (d) is analog to the proof of Lemma 2 with $\partial_{\mathcal{K}} P_t$ replaced by Δ_t . To show the relation (26) for the log-return density of the ajoint process we assume without loss of generality that $\tilde{S}_t = 1$. Hence

$$\begin{aligned} \tilde{\mathbb{Q}}(\ln \tilde{S}_{t'} \leq \xi | \tilde{S}_t = 1) &= \tilde{\mathbb{Q}}(\tilde{S}_{t'} \leq e^\xi | \tilde{S}_t = 1) \stackrel{(25)}{=} \int_0^{e^\xi} \Gamma_{N-t', N-t}(1|k') dk' \\ &= \Delta_{N-t', N-t}^C(1|e^\xi) \stackrel{L4}{=} \Delta_{N-t', N-t}^C(e^{-\xi}|1) \\ &= C_{N-t', N-t}(e^{-\xi}|1) + e^{-\xi} \cdot \mathbb{Q}(S_{N-t} > e^{-\xi} | S_{N-t'} = 1) \\ &= \int_{e^{-\xi}}^\infty s \cdot \mathbb{Q}(S_{N-t} \in s + ds | S_{N-t'} = 1) = \int_{e^{-\xi}}^\infty s \cdot \frac{1}{s} \cdot \mathbb{Q}(\ln S_{N-t} \in \ln s + ds | S_{N-t'} = 1), \end{aligned}$$

where the second last equation follows analogously to relation (36). Differentiation with respect to ξ proves relation (26). (e): It suffices to show

$$\mathbb{Q}(S_{t'} \in dk' | S_t = k) = \Gamma_{t,t'}(k | S_t = k) dk \quad (t < t' \in \{0, \dots, N\}, k, k' > 0). \quad (38)$$

Put-Call-Symmetry implies (see e.g. [3]) $C_t(K|S_t)/\sqrt{K} = P_t(K'|S_t)/\sqrt{K'}$ for any pair of strikes $K, K' \geq 0$ with $K \cdot K' = S_t^2$. Chose $K' = S_t^2/K$. Multiplying by \sqrt{K} and applying call-put-parity gives $P_t(K|S_t) + S_t - K = C_t(K|S_t) = \sqrt{K} \cdot (\sqrt{K}/S_t) \cdot P_t(S_t^2/K | S_t) \stackrel{(A2)}{=} P_t(S_t|K)$. Differentiating twice with respect to S_t and setting $K = k'$ and $S_t = k$ yields $\Gamma_t(k'|k) = \partial_{\mathcal{K}}^2 P_t(k|k')$ and (38) follows from the classical static hedging relation $\partial_{\mathcal{K}}^2 P(k|k') = \mathbb{Q}(S_{t+1} \in dk | S_t = k')$. \square

Proof of (33). We apply static hedging techniques to the conditional expectation \bar{V}_t^R in (31). (A2) implies that the density of $X_{t+1} + w_t = X_t \cdot (S_{t+1}/S_t)$ is given by

$$\mathbb{Q}(X_{t+1} + w_t \in dk) = \partial_{\mathcal{K}}^2 P_t(k|X_t) dk = \partial_{\mathcal{K}}^2 C_t(k|X_t) dk.$$

Since $V_{t+1}^R = V_{t+1}^R(w_t, X_{t+1})$ defined in (30) is continuous in X_{t+1} and $\partial_{X_{t+1}} V_{t+1}^R$ except at the roll-up point $X_{t+1-} + w_t = X_{t+1} = A_{t+1} w_t$, we obtain by splitting the integration at

$$X_{t+1-} = (1 + A_{t+1})w_t$$

$$\begin{aligned}
\bar{V}_t^R(w_t, X_t) &= \left[\int_0^{w_t(1+A_{t+1})} \partial_{\mathcal{K}}^2 P_t(k|X_t) + \int_{w_t(1+A_{t+1})}^{\infty} \partial_{\mathcal{K}}^2 C_t(k|X_t) \right] V_{t+1}^R(w_t, k - w_t) dk \\
&= \left[\partial_{\mathcal{K}} P_t(k|X_t) \cdot V_{t+1}^R(w_t, k - w_t) \right]_{k=0}^{w_t(1+A_{t+1})} \\
&\quad + \left[\partial_{\mathcal{K}} C_t(k|X_t) \cdot V_{t+1}^R(w_t, k - w_t) \right]_{k=w_t(1+A_{t+1})}^{\infty} \\
&\quad - \left[P_t(k|X_t) \cdot \partial_{X_{t+1}} V_{t+1}^R(w_t, k - w_t - 0) \right]_{k=0}^{w_t(1+A_{t+1})} \\
&\quad - \left[C_t(k|X_t) \cdot \partial_{X_{t+1}} V_{t+1}^R(w_t, k - w_t + 0) \right]_{k=w_t(1+A_{t+1})}^{\infty} \\
&\quad + \left[\int_0^{w_t(1+A_{t+1})} P_t(k|X_t) + \int_{w_t(1+A_{t+1})}^{\infty} C_t(k|X_t) \right] \partial_{X_{t+1}}^2 V_{t+1}^R(w_t, k - w_t) dk \\
&= V_{t+1}^R(w_t, w_t A_{t+1}) \\
&\quad + C_t(w_t(1 + A_{t+1})|X_t) \cdot \partial_{X_{t+1}} V_{t+1}^R(w_t, w_t A_{t+1} + 0) \\
&\quad - P_t(w_t(1 + A_{t+1})|X_t) \cdot \partial_{X_{t+1}} V_{t+1}^R(w_t, w_t A_{t+1} - 0) \\
&\quad + \int_1^{1+A_{t+1}} P_t(w_t k|X_t) \cdot \partial_{X_{t+1}}^2 V_{t+1}^R(w_t, w_t(k - 1)) w_t dk \\
&\quad + \int_{1+A_{t+1}}^{\infty} C_t(w_t k|X_t) \cdot \partial_{X_{t+1}}^2 V_{t+1}^R(w_t, w_t(k - 1)) w_t dk,
\end{aligned}$$

where the last equality follows from the boundary conditions for V_t (and hence also for V_t^R) at $X_t = 0$ analog to (11), the relation $\partial_{\mathcal{K}} P_t(k) = \partial_{\mathcal{K}} C_t(k) + 1$ stemming from put-call-parity, the fact that $\partial_{X_{t+1}}^2 V_{t+1}^R(k - w_t, w_t) \equiv 0$ on $k \in [0, w_t]$, and the change of integration variable $k \mapsto k/w_t$, provided that

$$\lim_{k \nearrow \infty} \partial_{\mathcal{K}} C_t(k) \cdot V_{t+1}^R(w_t, k - w_t) = \lim_{k \nearrow \infty} C_t(k) \cdot \partial_{X_{t+1}} V_{t+1}^R(w_t, k - w_t) = 0. \quad (39)$$

Now suppose that \bar{V}_{t+1}^R satisfies (A2), i.e. $\bar{V}_{t+1}^R(\alpha \cdot w_{t+1}, \alpha \cdot X_{t+1}) = \alpha \cdot \bar{V}_{t+1}^R(w_{t+1}, X_{t+1})$ for every $\alpha > 0$.

For $X_{t+1} > w_t A_{t+1}$, we then obtain by (30) that $V_{t+1}^R(w_t, X_{t+1}) = \bar{V}_{t+1}^R(X_{t+1}/A_{t+1}, X_{t+1}) = X_{t+1} \cdot \bar{V}_{t+1}^R(1/A_{t+1}, 1)$. Hence $\partial_{X_{t+1}} V_{t+1}^R \equiv \bar{V}_{t+1}^R(1/A_{t+1}, 1) = \bar{V}_{t+1}^R(1, A_{t+1})/A_{t+1}$ and $\partial_{X_{t+1}}^2 V_{t+1}^R \equiv 0$. In particular, assumption (39) is satisfied together with lemma 3. For any real number $x \leq A_{t+1}$, we deduce together with lemma 4 that $\partial_{X_{t+1}}^l V_{t+1}^R(w_t, w_t x) = \partial_{X_{t+1}}^l \bar{V}_{t+1}^R(w_t, w_t x) = w_t^{1-l} \partial_{X_{t+1}}^l \bar{V}_{t+1}^R(1, x)$ for $l = 1, 2$.

Summarizing all effects of the assumption that \bar{V}_{t+1}^R satisfies (A2) allows to rewrite

$$\begin{aligned}
\bar{V}_t^R(w_t, X_t) &= w_t \cdot \bar{V}_{t+1}^R(1, A_{t+1}) \\
&\quad + C_t(w_t(1 + A_{t+1})|X_t) \cdot \bar{V}_{t+1}^R(1, A_{t+1})/A_{t+1} \\
&\quad - P_t(w_t(1 + A_{t+1})|X_t) \cdot \partial_{X_{t+1}} \bar{V}_{t+1}^R(1, A_{t+1}) \\
&\quad + \int_1^{1+A_{t+1}} P_t(w_t k|X_t) \cdot w_t^{-1} \cdot \partial_{X_{t+1}}^2 \bar{V}_{t+1}^R(1, k - 1) \cdot w_t dk.
\end{aligned} \quad (40)$$

This representation shows that also \bar{V}_t^R satisfies (A2), i.e. $\bar{V}_t^R(\alpha \cdot w_t, \alpha \cdot X_t) = \alpha \cdot \bar{V}_t^R(w_t, X_t)$ for every $\alpha > 0$. Since the terminal term $\bar{V}_{N-1}^R = \bar{V}_{N-1}^R(w_{N-1}, X_{N-1}) = P_{N-1}(w_{N-1}|X_{N-1})$ clearly satisfies (A2) (as S satisfies (A2) by assumption), backwards induction shows that \bar{V}_t^R satisfies (A2) for every $t = 0, \dots, N - 1$.

Relation (40) delivers the identification (34) of the constants α_t, β_t and the weight functions g_t^R . Differentiation of the backward recursions (40) applied to \bar{V}_{t+1}^R with respect to X_{t+1} leads to the backwards recursions (32) for α_t, β_t and g_t^R . \square

References

- [1] Blamont, D. and Sagoo, P. (2009): *Pricing and hedging of variable annuities*, Life & Pensions RISK, February 2009.
- [2] Breeden, D.T. and Litzenberger, R.H. (1978): *Prices of State-Contingent Claims Implicit in Option Prices Static Hedging*, Journal of Business, 51/ 4, 621-51.
- [3] Carr, P., Ellis, K. and Gupta, V. (1998): *Static Hedging of Exotic Options*, Journal of Finance, June 1998, 1165-90.
- [4] Karatzas, I. and Shreve, S.E. (1998): *Methods of Mathematical Finance*, Springer 1998, New York.
- [5] Madan, D., Carr, P., and Chang, E. (1998): *The variance gamma process and option pricing*, European Finance Review, 2:79-105.
- [6] Milevsky, M.A. and Salisbury, T.S. (2006): *Financial valuation of guaranteed minimum withdrawal benefits*, Insurance: Mathematics & Economics, 38/ 1, 21-38.
- [7] Tankov, P. (2010): *Pricing and hedging in exponential Levy models: review of recent results*, Paris-Princeton Lecture Notes in Mathematical Finance, Springer 2010.

	NPV		Sensitivity		
	base	HW vol +0.1%	absolut	in % npv base	in % sensi vanilla put
10y					
vanilla put	8.108	8.153	0.045	0.55%	
withdrawal guarantee	5.122	5.135	0.013	0.26%	30.07%
put on mlt-contrib. fund	4.754	4.783	0.028	0.60%	63.03%
20y					
vanilla put	18.288	18.603	0.314	1.72%	
withdrawal guarantee	11.989	12.090	0.101	0.84%	32.20%
put on mlt-contrib. fund	10.903	11.105	0.203	1.86%	64.46%
30y					
vanilla put	27.809	28.605	0.796	2.86%	
withdrawal guarantee	19.088	19.377	0.289	1.52%	36.32%
put on mlt-contrib. fund	16.900	17.437	0.537	3.18%	67.45%

Table 1: Interest rate volatility sensitivity comparison for the following products with maturities of 10, 20 and 30 years: (a) vanilla put, (b) withdrawal guarantee and (c) put on multi-contribution fund. The values are calculated under the hybrid one-factor Hull-White & Black-Scholes model (2% flat initial forward rate, 3% mean reversion and 1% volatility of short rate, 25% excess volatility of underlying with zero correlation to short rate). The regular withdrawals or contributions are assumed to occur quarterly with unit amount. The guarantees are assumed at-the-money such that the initial fund value or the strikes are set equal to the sum of the regular withdrawals or contributions, respectively. The vanilla put is valued analytically, the other guarantees are priced with a Monte-Carlo approach (using 10^5 scenarios).

Withdrawal Guarantee

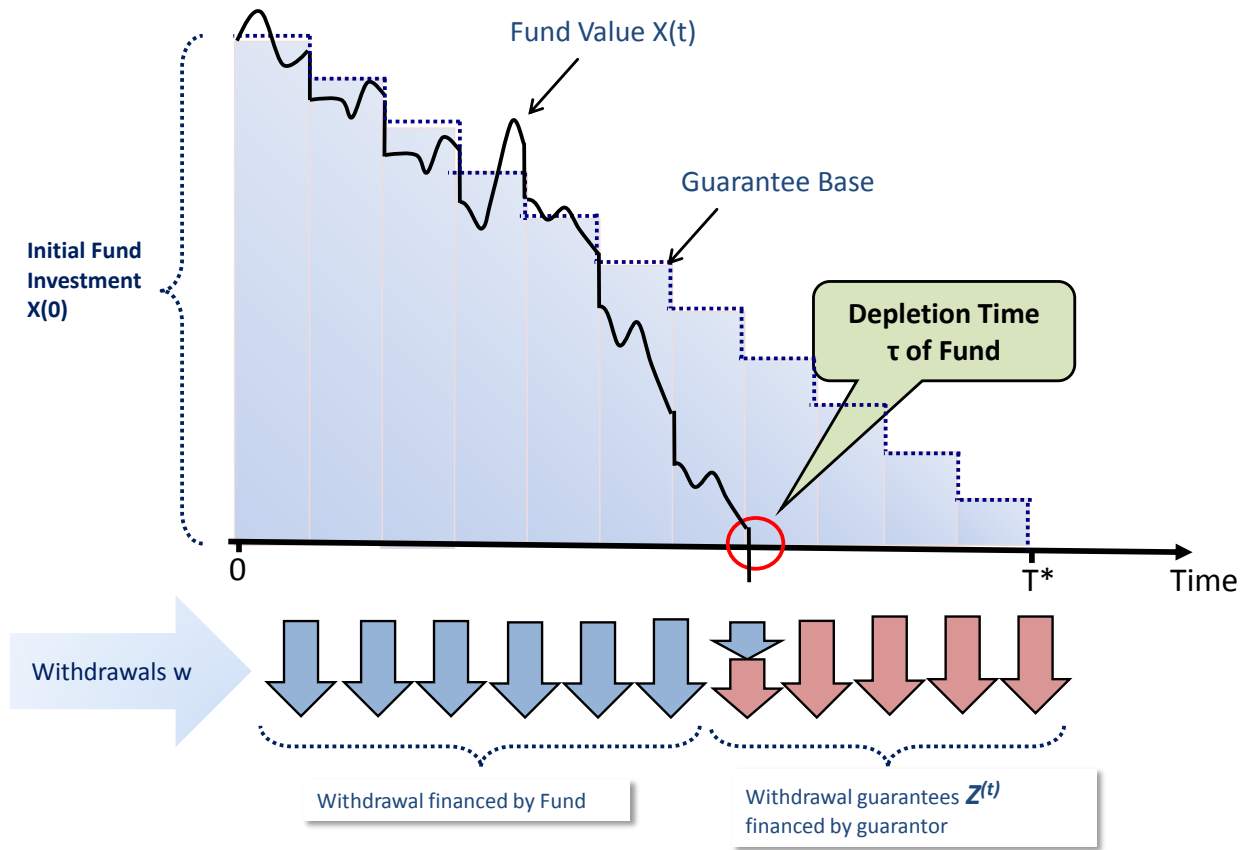


Figure 1: These graphics illustrate the contingent withdrawal guarantee payments. The guarantor has to finance the outstanding withdrawal payments in case the fund is depleted before maturity. The smaller red arrow corresponds to the expression X_t^- in the representation of the contingent withdrawal guarantee payment $Z^{(t)}$ due at withdrawal time T_t .

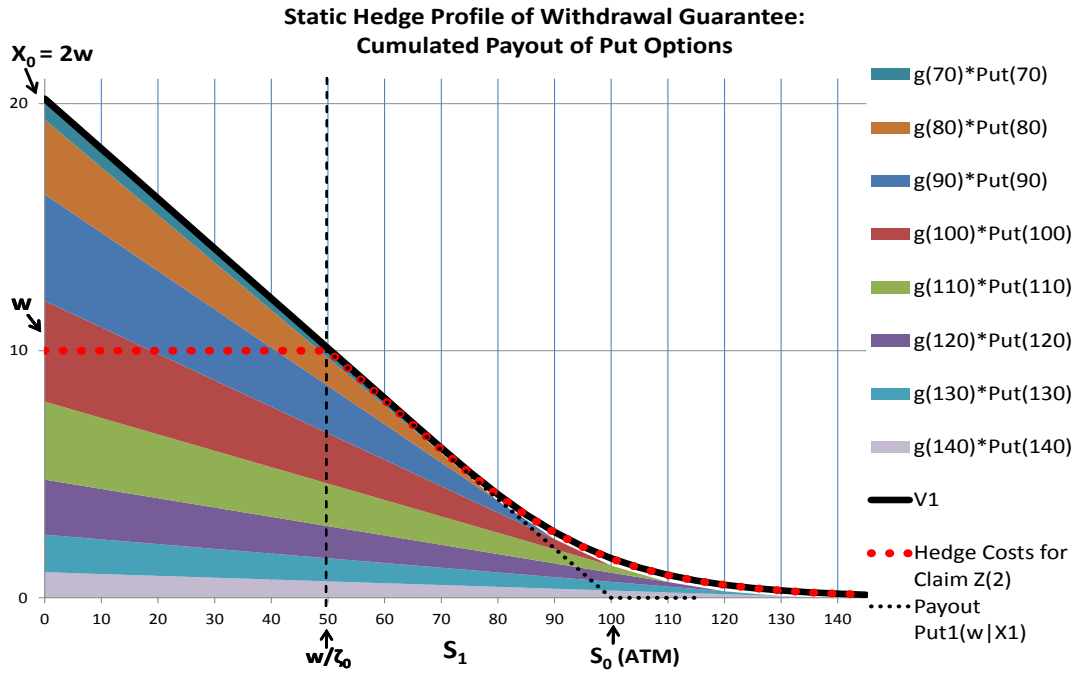
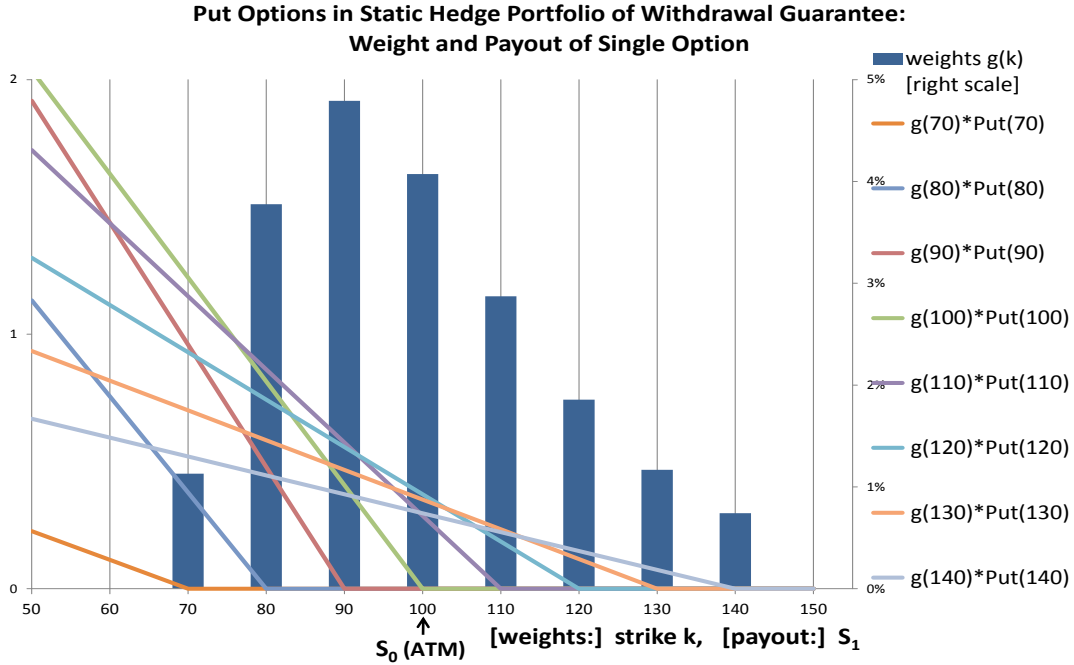


Figure 2: Discrete version of the static hedge portfolio for the two-period withdrawal guarantee in a Black-Scholes setting with volatility set to 0.25. Top: weights $g(k)$ of the single put option $P_0(k)$ and payout profile of the weighted options. Bottom: cumulated payout of the weighted put options, which matches closely the profile of the hedging costs $V_1 = V_1(S_1)$ at time T_1 (black solid line). The red dotted line shows only that part of V_1 which corresponds to the hedging costs for the claim $Z^{(2)}$.

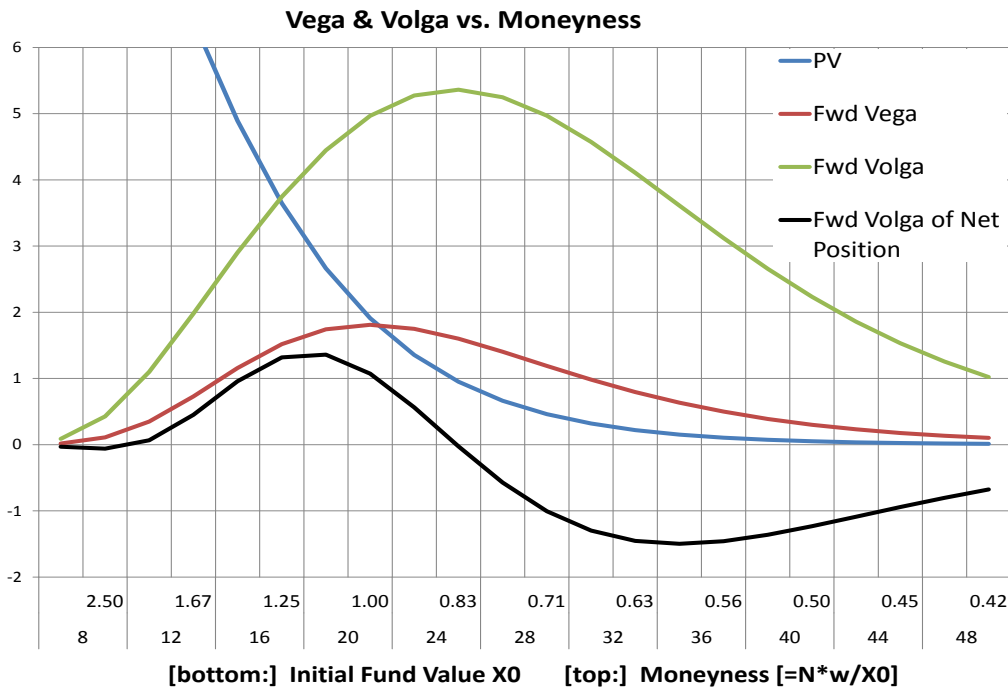
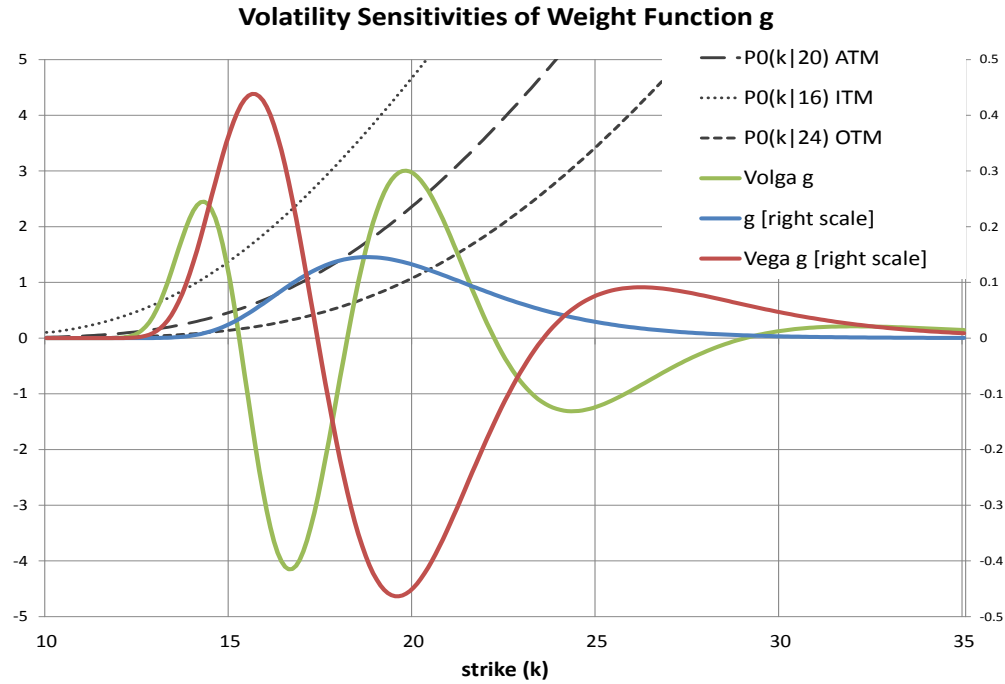


Figure 3: The top graph shows the weight function g in the representation of the two-period withdrawal guarantee and its sensitivities (vega and volga) with respect to the T_1 - T_2 -forward volatility. Additionally, put values as a function of strike for different initial fund values are shown. Integrating the weight function or its volatility sensitivities against the put value functions gives the corresponding withdrawal guarantee values, which are shown in the bottom graph for different moneyness levels. In addition, the volga of the net position after hedge with forward starting variance swap is shown. Setting: Black-Scholes model with volatility = 0.3, zero interest rates and dividends; withdrawal amount $w = 10$.

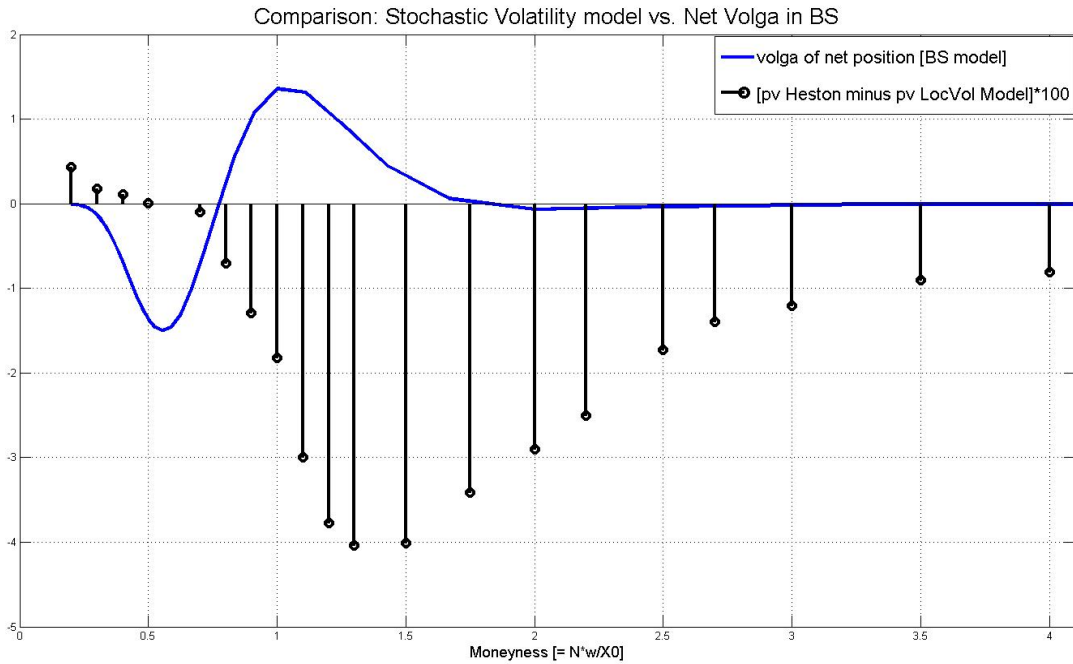


Figure 4: For the two-period withdrawal guarantee, the graph displays how the difference between Heston and local volatility model value depends on the moneyness of the guarantee and compares this dependence with the volga of the net position after hedge in the Black-Scholes setting. The Heston model value is below the local volatility model value mainly for those moneyness levels that show a long volga net position in the Black Scholes setting; vice versa for moneyness levels with short volga net position. The Heston model parameters are as follows: initial and long-term vol = 26.5%, mean reversion = 1.0, vol-of-vol = 0.8 and spot-vol-correlation = 0. The local volatility model is calibrated to fit the Heston model value of the vanilla option market. The Black-Scholes setting for the net volga corresponds to that of figure 3.

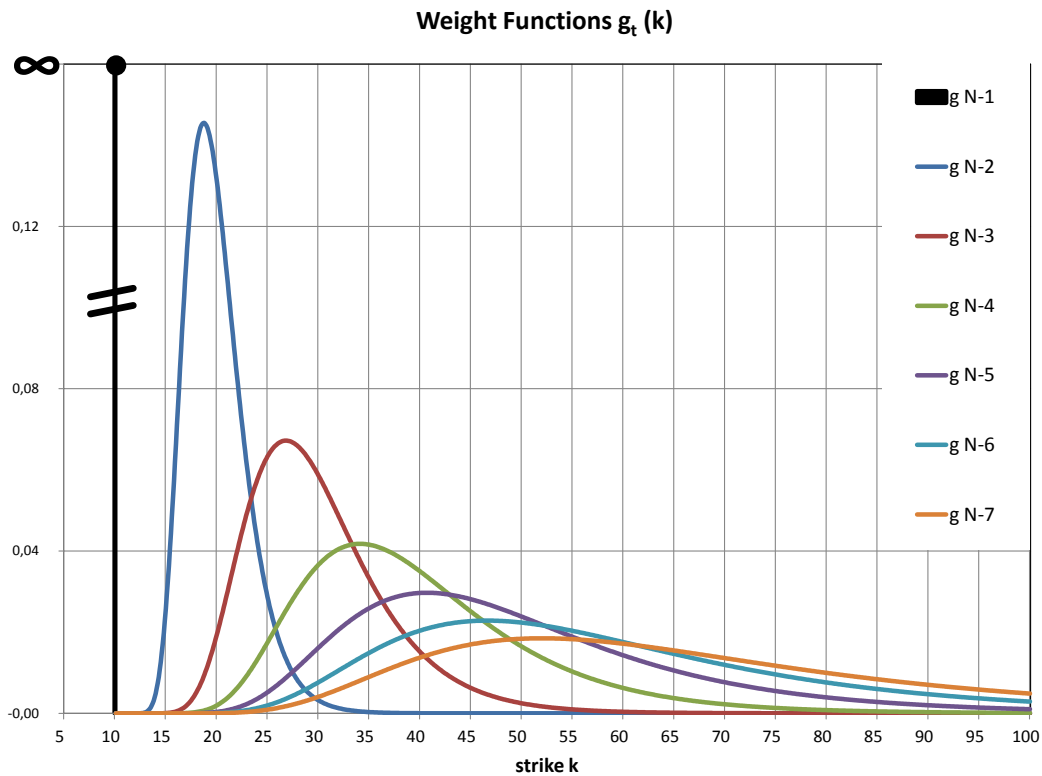
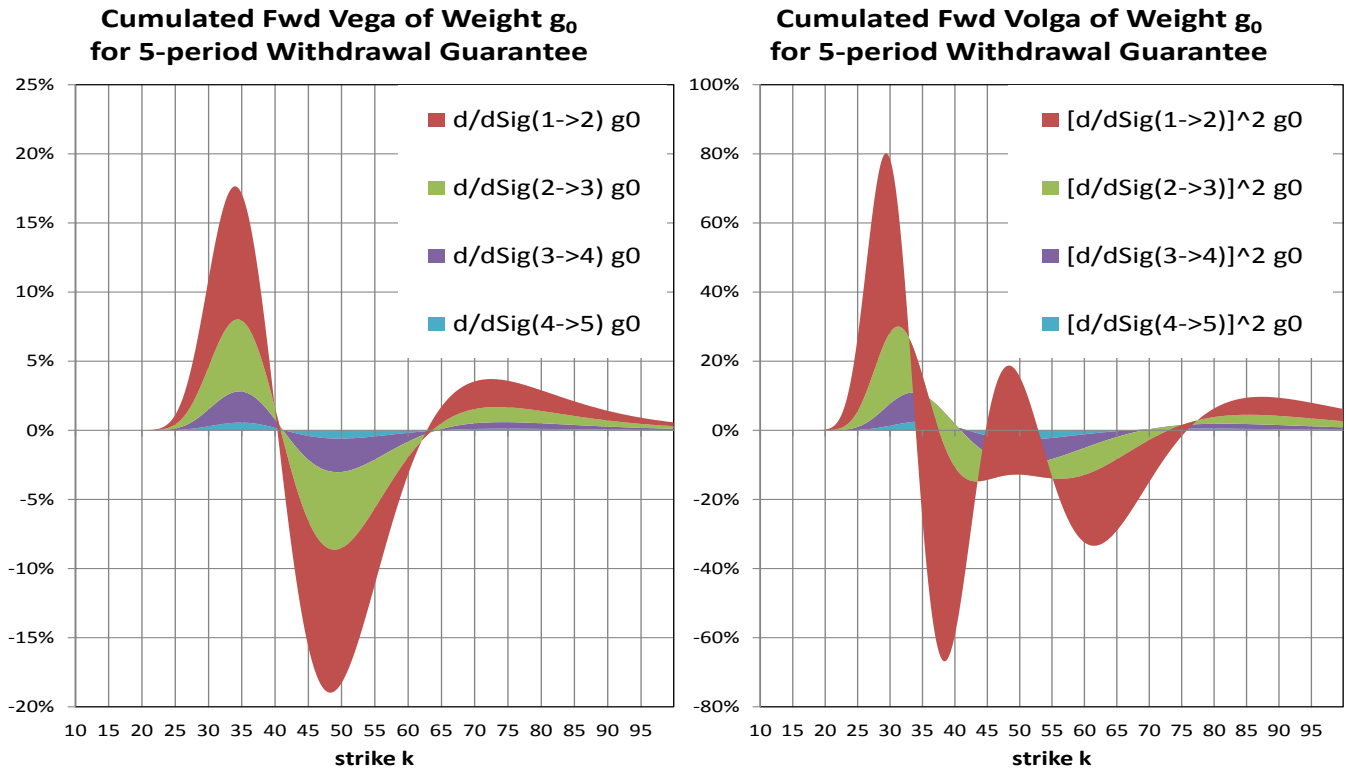


Figure 5: This graphic displays the densities of the weight functions g_t defined in (19), with t stepping backwards from $N - 1$. The terminal weight function g_{N-1} is given by Dirac's point measure concentrated at the withdrawal amount $w = 10$. Recall that $g_t(k)dk$ describes the weight of put options in the hedge portfolio at withdrawal time T_t with strikes in a small range dk around k . Setting: Black-Scholes model with volatility = 0.3, zero interest rate and dividend yield.



Vega & Volga vs. Moneyness (5-period Withdrawal Guarantee)

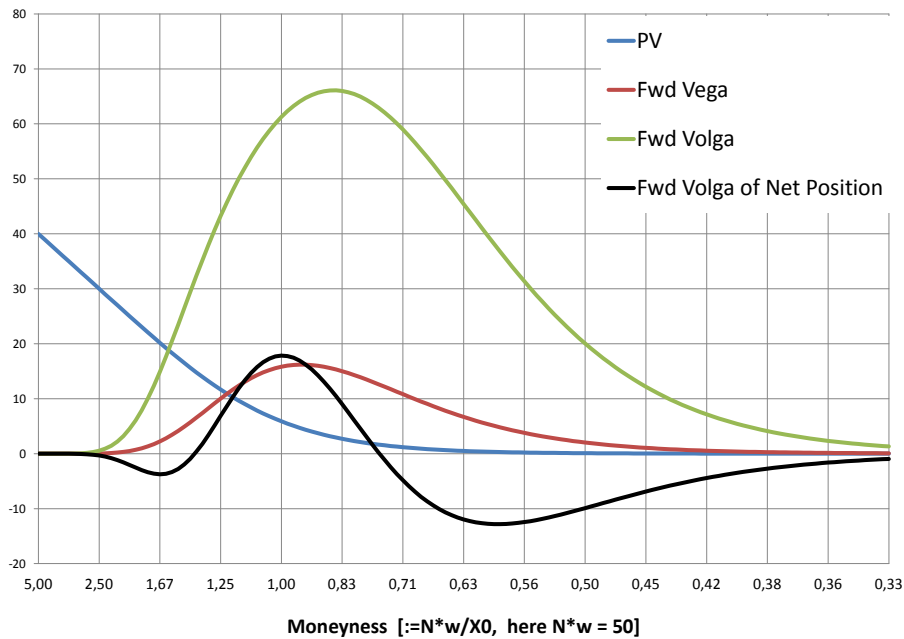


Figure 6: For a 5-period withdrawal guarantee, the top graph shows the forward vega and volga sensitivity of the weight function g_0 , split into the sensitivity contributions with respect to the T_t - T_{t+1} -forward volatilities Σ_t for $t = 1, \dots, 4$. The bottom graph displays present value and forward vega and volga sensitivities of the guarantee for different moneyness levels together with the volga of the net position after hedge with forward starting variance swaps. The results are very similar to those in the two-period case, see figure 3. Setting: Black-Scholes model as in two-period case.

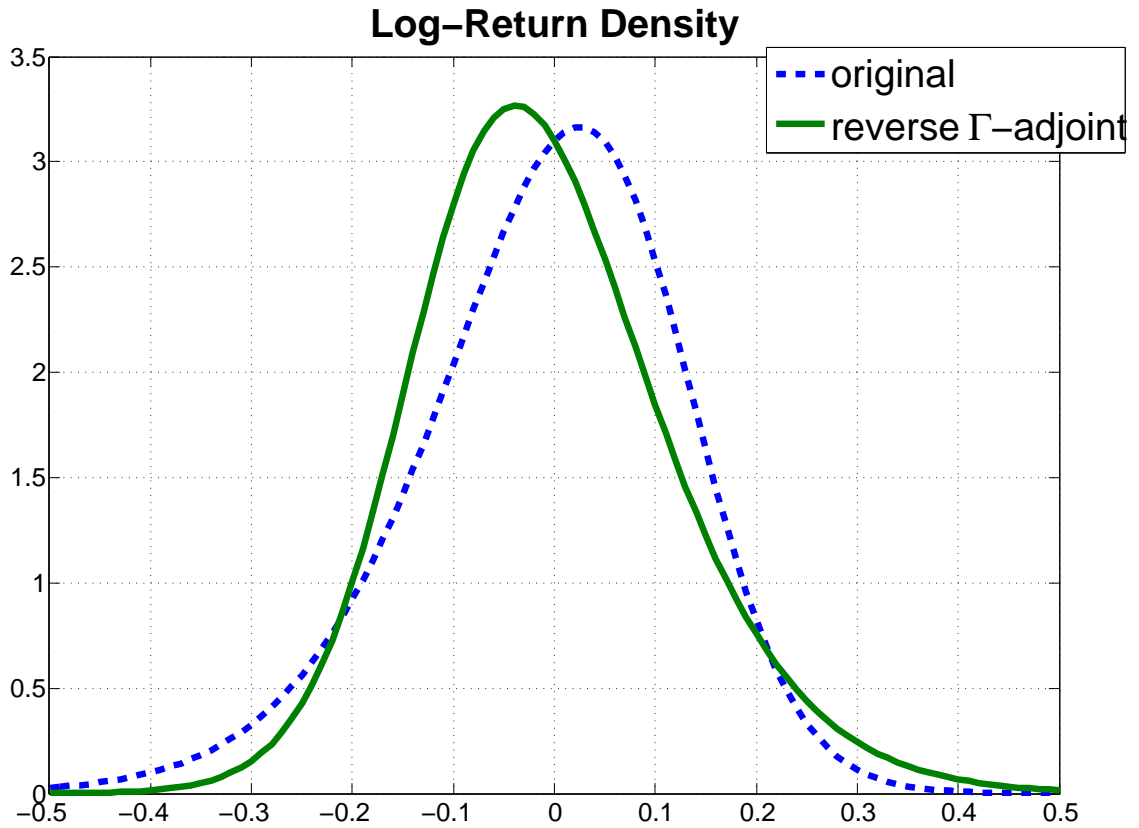


Figure 7: Density of the log-return $\ln(S_t/S_0)$ of the original process S and the reverse Γ -adjoint process in the variance gamma model. The parameter are set to those reported in the seminal paper [5], Table II, on the variance gamma model. Interest rates are set to 2% flat.

Withdrawal Guarantee Value in Variance Gamma Model

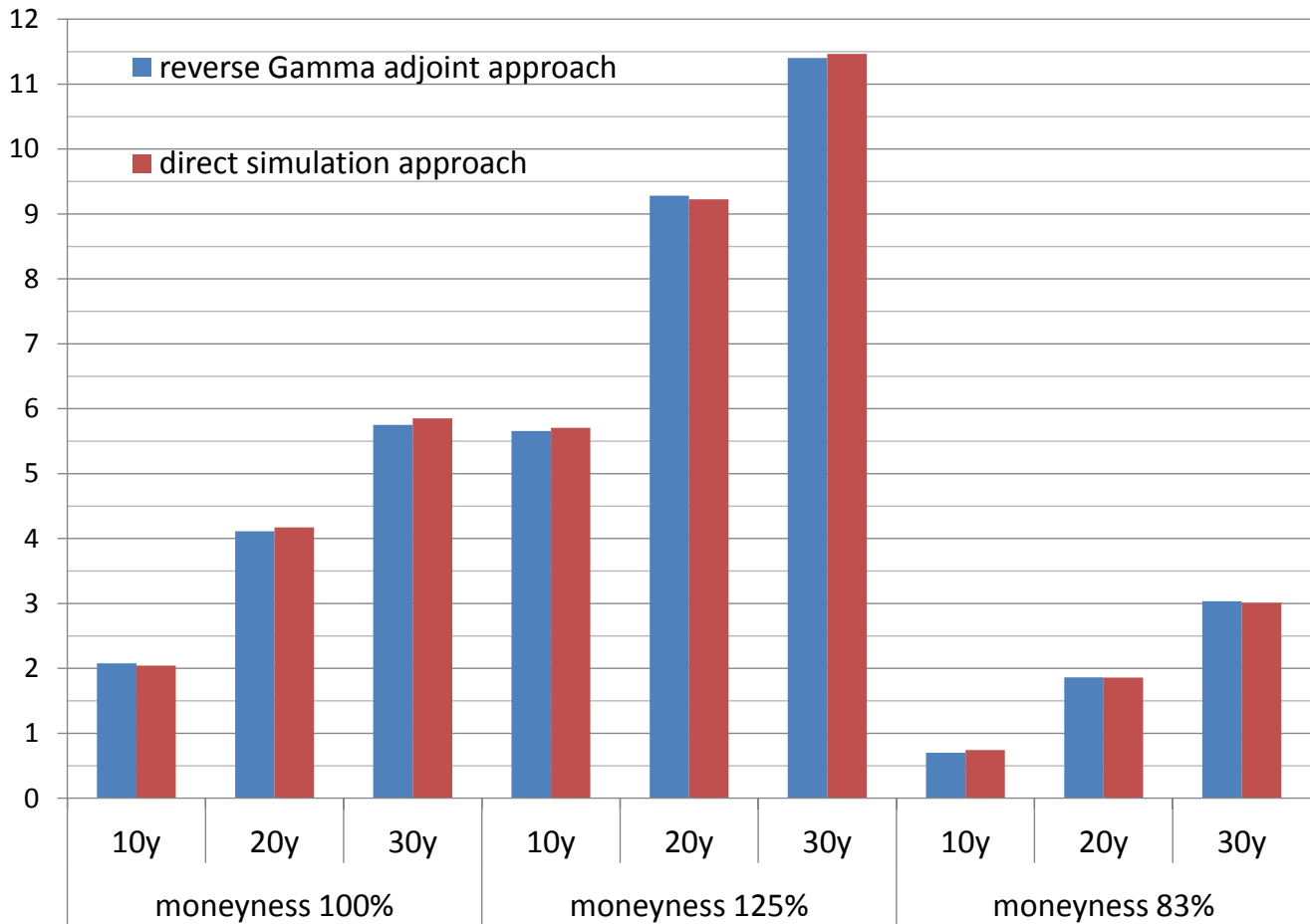


Figure 8: Net present value of withdrawal guarantees in variance gamma model for maturities of 10, 20 and 30 years and different moneyness levels: the blue values are obtained by sampling from the density of the reverse Γ -adjoint asset process and calculating the density of the associated multi-contribution fund according to (28). These results are compared with a straightforward Monte-Carlo valuation (red) that samples directly from the distribution of the underlying. The variance gamma model is calibrated as in figure 7, regular withdrawals are assumed to occur quarterly with unit amount and moneyness is defined as total sum of withdrawal amounts in percent of initial fund value. Monte-Carlo simulations are performed with 10^5 scenarios.