

Procedure to produce discretized path composed by semi-circle and straight sub-paths

Sparisoma Viridi

Nuclear Physics and Biophysics Research Division, Institut Teknologi Bandung, Bandung 40132, Indonesia
dudung@fi.itb.ac.id

Version 2011.12.20.16.41+07.40111

Some problems founds in teaching physics related to curved paths that are unfortunately only described as illustration. A simple way to introduce the path is presented, which can help students to test their concept numerically. The procedure is limited into semi-circle and straight sub-paths. Smaller discretizing width Δs gives better form of the produced path.

Keywords: discretized path, physics teaching, numerical procedure.

In some problems such as mechanics [1], thermodynamics [2], fluids [3], and electrostatics [4], information about path is required, but it is sometimes avoided by introducing other higher level and more sophisticated concepts. The reason is simply to avoid mathematical difficulties. Illustration of a path is given in Figure 1.

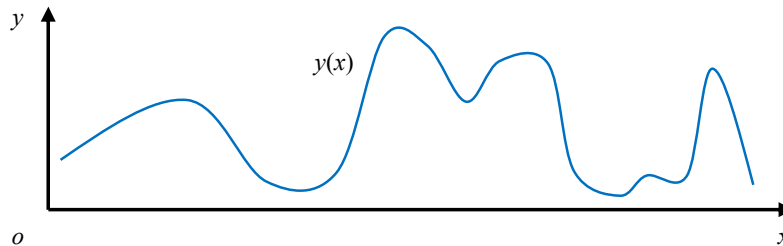


Figure 1. Illustration of path of $y(x)$.

Suppose that an object moves along this path which has friction and the total work done by the friction is to be found. Without information about the path and how the object orientation in every point, the work can not be calculated. It is only an illustration the need to have information about path.

A path s can be discretized into ds , which consists of dx and dy as in the formula

$$(ds)^2 = (dx)^2 + (dy)^2, \quad (1)$$

which can be expressed also in the form of

$$dx = ds \cos \theta, \quad (2)$$

$$dy = ds \sin \theta, \quad (3)$$

with θ is the incline angle of ds measured from x axis as illustrated in Figure 2.

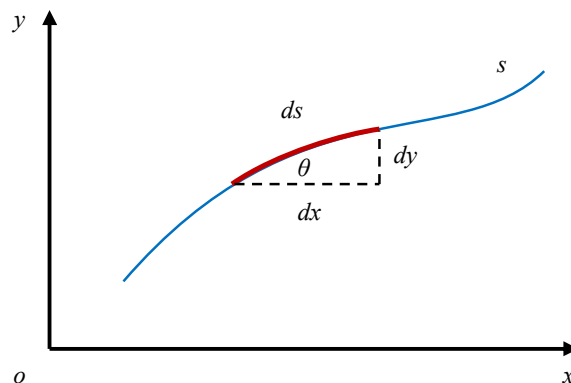


Figure 2. Discretized path ds and its relation with dx and dy .

Next step is how to discretize s into N segments with width ds . Other example to discretize s is using parametric equation, but it does not give equal ds as reported in discretizing self-siphon path [4]. A procedure to produce equal ds is described in this article.

A simple way to have ds is through

$$ds \approx \Delta s = \frac{s}{N}, \quad (4)$$

or it can be found that

$$s = \int ds \approx \sum_{i=1}^N \Delta s, \quad (5)$$

for large number of N . Equation (1)-(3) can be expressed in vector form which is

$$d\vec{s} = \hat{e}_x dx + \hat{e}_y dy = (\hat{e}_x \cos \theta + \hat{e}_y \sin \theta) ds. \quad (6)$$

The incline angle θ can be used as parameter to generate s (explicitly, x and y) based on value of Δs and iteration index i . It can be written that

$$x_{i+1} = x_i + \Delta x_i = x_i + \Delta s \cos \theta_i, \quad (7)$$

$$y_{i+1} = y_i + \Delta y_i = y_i + \Delta s \sin \theta_i. \quad (8)$$

Then, discretization of incline angle θ into $d\theta$ is needed. It can be obtained through

$$d\theta \approx \Delta \theta = \frac{\theta_b - \theta_a}{M}, \quad (9)$$

with initial angle θ_a and final angle θ_b . For a straight line it will be found that $\Delta \theta = 0$. In Equation (9) number of segment M is used instead of N as in Equation (4). In Equation (4) value of N is set and Δs is obtained. But in Equation (9) value of M is determined through chosen value of Δs . The later scheme is preferred in the implementation of discretizing the path s . For a semi-circle path with radius R it can be found that

$$\Delta \theta = \frac{\theta_b - \theta_a}{2(\theta_b - \theta_a)R / \Delta s} = \frac{\Delta s}{2}. \quad (10)$$

Using $\Delta \theta$ it can be written that

$$\theta_{i+1} = \theta_i + \Delta \theta, \quad (11)$$

which holds for several types of sub-path, such as semi-circle and straight path

As an example a path consists of three types of sub-path is presented. Suppose there is a path which consists of a horizontal path with length L_1 , a semi-circle with radius R_2 from $\theta_{2a} = 0$ to $\theta_{2b} = \frac{\pi}{4}$, and incline line with length L_3 and angle $\theta_3 = \frac{\pi}{4}$. Then, length of the second sub-path is $L_2 = |\theta_{2b} - \theta_{2a}| R_2 = \frac{\pi}{4} R_2$.

Other way than Equation (4) and (10), is first by defining Δs to find N or M . This approach will be used instead of the first one. Then, the procedure can be described as follow.

Step 01. Start.

Step 02. Define value of Δs .

Step 03. Define number of sub-path $M = 3$.

Step 04. Start with $j = 1$.

Step 05. Define initial angle θ_{ja} , final angle θ_{jb} , and radius R_j of path j . (*)

Step 06. Define length L_j of path j .

Step 07. Calculate number of segment $N_j = \frac{L_j}{\Delta z}$ of path j .

Step 08. Calculate discretized incline angle $\Delta\theta_j = \frac{\Delta z}{R}$ of path j . (**)

Step 09. Increment j value with 1.

Step 10. If $j < J$ then goto Step 05.

Step 11. Define initial position x_0 and y_0 , also initial angle θ_0 .

Step 12. Calculate number of segment of all sub-paths $N = \sum_{j=1}^J N_j$.

Step 13. Start with $i = 0$.

Step 14. Calculate $x_{i+1} = x_i + \Delta s \cos \theta_i$.

Step 15. Calculate $y_{i+1} = y_i + \Delta s \sin \theta_i$.

Step 16. Determine incline angle group $j = 1 + \sum_{k=1}^3 i \setminus N_k$. (***)

Step 17. Assign discretized incline angle $\Delta\theta_i = \Delta\theta_j$ for sub-path j .

Step 18. Calculate $\theta_{i+1} = \theta_i + \Delta\theta_i$.

Step 19. Increment i value with 1.

Step 20. If $i < N$ then goto Step 14.

Step 21. Finish.

(*) straight line has $R = \infty$, (**) straight line has $\Delta\theta = 0$, (***) \setminus is integer division.

Result of the procedure for given problem is as illustrated in Figure 3. It can be seen from the figure that smaller value of Δs gives better curve of path s .

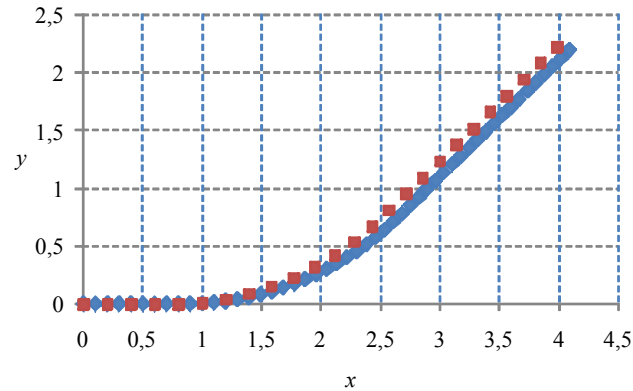


Figure 3. Result of discretized path for the mentioned example for different Δs : 0.2 (■) and 0.1 (◆).

For the given example value of $\Delta s = 0.1$ already gives a nearly good results. The incline angle $\theta_{3a} = \theta_{3b} = \frac{\pi}{4}$ can be verified from the grid in the Figure 3 that the third sub-path nearly paralel to the diagonal line in each grid. This incline angle is also observed for $\Delta s = 0.2$, but the last sub-path is not so coincided with the last sub-path for $\Delta s = 0.1$. The difference is due to the chosen value of Δs . Further modification of given procedure can be use to interpolate every curved path.

Back to paragraphs in the beginning of this article, since the path is already discritized then the work done by friction can be calculated numerically. In a segment i with width Δs with incline angle θ_i the friction force would be

$$f_i = \mu_k mg \cos \theta_i, \quad (12)$$

then the work should be

$$W_{f,i} = f_i \Delta z = \mu_k mg \cos \theta_i \Delta z. \quad (13)$$

By summing work done by friction for all segments

$$W_f = \sum_{i=1}^N W_{f,i} \quad (14)$$

total work done by friction force can be calculated. But if the centripetal force is also considered than a correction must be introduced into Equation (12)

$$f_i = \mu_k m \left[g \cos \theta_i + \frac{1}{R_i} \left(\frac{\Delta z}{\Delta t} \right)^2 \right], \quad (15)$$

with Δt is time needed to elapse the segment i with width Δs . For a straight line then the second term inside the rectangular bracket in the right side of Equation (15) would be zero and return to Equation (12). Further detail of implementation of Equation (15) is out of the scope of this article.

Procedure to produce digitized path composed by straight and semi-circle sub-paths has been presented and the result has been shown. Smaller value of Δs gives better result to form of the produced path.

1. David Halliday, Robert Resnick, and Jearl Walker, "Fundamentals of Physics", John Wiley & Sons, Inc., Hoboken, ISBN 9780470556535, 2011, p. 188.
2. Peter Atkins and Julio de Paula, "Atkin's Physical Chemistry". Oxford University Press, Oxford, ISBN 9780198700722, 2006, pp. 82-84.
3. Edward J. Shaughnessy, Ira M. Katz, and James P. Schaffer, "Introduction to Fluid Mechanics", Oxford University Press, New York, ISBN 9780195154511, 2005, p. 503.
4. Raymond A. Serway and John W. Jewett, Jr., "Physics for Scientists and Engineers with Modern Physics", Brooks/Cole, Belmont, ISBN 9781439048443, 2010, p. 711.
5. Sparisoma Viridi, Suprijadi, Siti Nurul Khotimah, Novitrian, and Fannia Masterika, "Self-siphon simulation using molecular dynamics method ", Recent Development in Computational Science 2 (1), 9-16 (2011); arXiv:1104.1847v3 [physics.flu-dyn] 6 Jul 2011.