

The guarding game is E-complete

R. Šámal¹ * and T. Valla² **

¹ Computer Science Institute (CSI) of Charles University,
Malostranské nám. 2/25, 118 00, Prague, Czech Republic
samal@iuuk.mff.cuni.cz

² Faculty of Information Technology,
Czech Technical University, Thákurova 9, 160 00, Prague 6, Czech Republic
tomas.valla@fit.cvut.cz

Abstract. The guarding game is a game in which several cops try to guard a region in a (directed or undirected) graph against Robber. Robber and the cops are placed on the vertices of the graph; they take turns in moving to adjacent vertices (or staying), cops inside the guarded region, Robber on the remaining vertices (the robber-region). The goal of Robber is to enter the guarded region at a vertex with no cop on it. The problem is to determine whether for a given graph and given number of cops the cops are able to prevent Robber from entering the guarded region. Fomin et al. [Fomin, Golovach, Hall, Mihalák, Vicari, Widmayer: How to Guard a Graph? *Algorithmica* 61(4), 839–856 (2011)] proved that the problem is NP-complete when the robber-region is restricted to a tree. Further they prove that it is PSPACE-complete when the robber-region is restricted to a directed acyclic graph, and they ask about the problem complexity for arbitrary graphs. In this paper we prove that the problem is E-complete for arbitrary directed graphs. ³

Keywords: pursuit game, cops and robber game, graph guarding game, computational complexity, E-completeness, games on propositional formulas

1 Introduction and motivation

The *guarding game* (G, V_C, c) , introduced by Fomin et al. [7], is played on a graph $G = (V, E)$ (or directed graph $\vec{G} = (V, E)$) by two players, the *cop-player* and the *robber-player*, each having his pawns (c cops and one Robber, respectively)

* Partially supported by Karel Janeček Science & Research Endowment (NFKJ) grant 201201, by grant LL1201 ERC CZ of the Czech Ministry of Education, Youth and Sports and by grant GA ČR P202-12-G061.

** Supported by the Centre of Excellence – Inst. for Theor. Comp. Sci. (project P202/12/G061 of GA ČR), and by the GAUK Project 66010 of Charles University in Prague.

³ This paper is based on an extended abstract which has appeared in Proceedings of IWOCA 2011, Springer-Verlag LNCS [25].

on V . There is a protected region (also called cop-region) $V_C \subset V$. The remaining region $V \setminus V_C$ is called robber-region and denoted V_R . Robber aims to enter V_C by a move to a vertex of V_C with no cop on it. The cops try to prevent this. The game is played in alternating turns. In the first turn the robber-player places Robber on some vertex of V_R . In the second turn the cop-player places his c cops on vertices of V_C (more cops can share one vertex). In each subsequent turn the respective player can move each of his pawns to a neighbouring vertex of the pawn's position (or leave it where it is). However, the cops can move only inside V_C and Robber can move only on vertices with no cops. At any time of the game both players know the positions of all pawns. The robber-player wins if he is able to move Robber to some vertex of V_C in a finite number of steps. The cop-player wins if the cop-player can prevent the robber-player from placing Robber on a vertex in V_C indefinitely. Note that $2|V|^{c+1}$ is the upper bound on the number of all possible positions of Robber and all cops, so after that many turns the position has to repeat. Thus, if Robber can win, he can win in less than $2|V|^{c+1}$ turns. Consequently, we may define Robber to lose if he does not win in $2|V|^{c+1}$ turns. Without loss of generality, we may assume that Robber never passes his move.

For a given graph G and guarded region V_C , the task is to find the minimum number c such that cop-player wins. Note that this problem is polynomially equivalent with the problem of determining the outcome of the game for a fixed number c of cops.

The guarding game is a member of a big class called pursuit-evasion games, see, e.g., Alspach [2] or Bonato and Nowakowski [4] for introduction and survey. Pursuit-evasion games is a family of problems in which one group attempts to track down members of another group in some environment. Probably the best known variant of these games is called the Cops-and-Robber game. In this game a graph G is given, together with the number c of cops and one robber. The cops are placed at the vertices in the first turn, then the robber is placed in the second turn. In alternating turns, the cops may move to a neighbouring vertex, and the robber may move to a neighbouring vertex. The question is whether the cops have a strategy to capture the robber, which means at some point enter a vertex with the robber.

The Cops-and-Robber game was first defined for one cop by Winkler and Nowakowski [22] and by Quilliot [23]. Aigner and Fromme [1] initiated the study of the problem with several cops. The minimum number of cops required to capture the robber in a given graph is called the cop number of the graph. The guarding game is thus a natural variant of the Cops-and-Robber game. The complexity of the decision problem related to the Cops-and-Robber game was studied by Goldstein and Reingold [13]. They have shown that if the number of cops is not fixed and if either the graph is directed or initial positions are given, then the problem is E-complete. Also, recently Mamino [20] has shown that the Cops-and-Robber decision problem without any further restriction is PSPACE-hard. Very recently, Kinnersley [19] published a proof that the computational complexity of Cops-and-Robber decision problem without further restrictions is

E-complete. Unfortunately, the previous papers [13,19] use a misleading notion, using EXPTIME instead of E.

Another interesting variant is the “fast robber” game, which is studied in Fomin et al. [9]. In this version, the robber may move s -times faster than the cops. The authors prove that the problem of computing the minimum number of cops such that the fast Cops-and-Robber game is cop-win, is NP-complete and the parameterised version (where the parameter is the number of cops) is W[2]-complete. See the annotated bibliography [11] for reference on further topics.

A different well-studied problem, the *Eternal Domination* problem (also known as *Eternal Security*) is strongly related to the guarding game. The objective in the Eternal Domination, introduced by Burger et al. [6], is to place the minimum number of guards on the vertices of a graph G such that the guards can protect the vertices of G from an infinite sequence of attacks. In response to an attack of an unguarded vertex v , at least one guard must move to v and the other guards can either stay put, or move to adjacent vertices. The minimum number of guards needed to protect the vertices of G is denoted by $\gamma_\infty(G)$.

The Eternal Domination problem is in fact a special case of the guarding game. This can be seen as follows. Let G be a graph on n vertices and we construct a graph H from G by adding a clique K_n on n vertices and connecting the clique and G by n edges which form a perfect matching. The cop-region is $V(G)$ and the robber-region is $V(K_n)$. Now G has an eternal dominating set of size k if and only if k cops can guard $V(G)$.

Several variants of the Eternal Domination are studied and various results are known. For example in [3], the variant when only one guard may move in a turn is studied, and it is shown that all graphs not having K_4 as a minor satisfy $\gamma_\infty^1(G) = \theta(G)$ where $\theta(G)$ denotes the clique covering number of G and $\gamma_\infty^1(G)$ denotes the minimum number of guards needed to protect G when only one guard may move in a turn (so called *eternal 1-security*). Also, for the eternal 1-security, $\alpha(G) \leq \gamma_\infty^1(G) \leq \theta(G)$ holds for every graph G where $\alpha(G)$ is the independence number, and if $\alpha(G) = 2$ then $\gamma_\infty^1(G) \leq 3$ [12]. Klostermeyer and MacGillivray [18] proved that $\gamma_\infty^1(G) \leq \alpha(G)(\alpha(G)+1)/2$. In [14] it is shown that there are graphs G for which $\gamma_\infty^1(G) \geq \binom{\alpha(G)+1}{2}$. In [12] the following conjecture is posed: if $\alpha(G) = \gamma_\infty^1(G)$ for a graph G , then the $\alpha(G)$ is equal to the chromatic number of the complement of the graph. This conjecture was proved in [17] for graphs with $\alpha(G) = 2$.

Various complexity-related questions were also studied. For example, in [15] it is shown that the decision problem of the eternal 1-security is co-NP^{NP}-hard (in fact, there is a completeness proof in [15] but later an error in the proof was found). Further graph-theory and algorithmic issues are discussed in [16]: For the eternal 1-security, the relationship between the number of guards and the independence and clique covering numbers of the graph is studied, results concerning which triples of these parameters can be attained by some graph are given, and the exact value of the number of guards for graphs in certain classes

is determined. For the Eternal Domination, a linear algorithm to determine the minimum number of guards necessary to defend a tree is given in [16].

In our paper we focus on the complexity issues of the following decision problem: Given the guarding game $\mathcal{G} = (G, V_C, c)$, who has the winning strategy?

Let us define the computational problem precisely. In measuring the computational complexity, our model is the deterministic one-tape Turing Machine.

Definition 1 *The guarding decision problem (GUARD) is, given a guarding game (\vec{G}, V_C, c) where \vec{G} is a directed graph, to decide whether it is a cop-win game or a robber-win game. More precisely, we specify a (binary) encoding of the graph \vec{G} , subset V_C and starting positions; the language GUARD then consists of all words that encode a configuration winning for the robber-player.*

We may also define the *guarding problem*, which is, given a directed or undirected graph G and a cop-region $V_C \subseteq V(G)$, to compute the minimum number c such that the (G, V_C, c) is a cop-win. It is easy to see, that the guarding problem can be in polynomial time reduced to GUARD by trying all possible values of c . GUARD was introduced and studied by Fomin et al. [7]. The computational complexity of GUARD depends heavily on the chosen restrictions on the graph G . In particular, in [7] the authors show that if Robber's region is only a path, then the problem can be solved in polynomial time, and when Robber moves in a tree (or even in a star), then the problem is NP-complete. Furthermore, if Robber is moving in a directed acyclic graph, the problem becomes PSPACE-complete. Later Fomin, Golovach and Lokshtanov [10] studied the *reverse guarding game* with the same rules as in the guarding game, except that the cop-player plays first. They proved in [10] that the related decision problem is PSPACE-hard on undirected graphs. Nagamochi [21] has also shown that that the problem is NP-complete even if V_R induces a 3-star and that the problem is polynomially solvable if V_R induces a cycle. Also, Thirumala Reddy, Sai Krishna and Pandu Rangan proved [26] that if the robber-region is an arbitrary undirected graph, then the decision problem is PSPACE-hard.

Fomin et al. [7] asked the following question.

Question 2 *Is GUARD PSPACE-complete?*

Let us consider the class $E = \text{DTIME}(2^{O(n)})$ of languages recognisable by a deterministic Turing machine in time $2^{O(n)}$, where n is the input size. In pursuit of Question 2 we prove the following result.

Theorem 3 *GUARD is E-complete under log-space reductions. Furthermore, $E \preceq_{\log} \text{GUARD}$ via length order $n(\log n)^2$.*

We defer the precise technical definitions of log-space reductions and length order to the end of Section 2.10. Note that the log-space reduction via certain length order is a more subtle definition of reduction than the general log-space reduction. The motivation is as follows. The reduction $\mathcal{L} \preceq_{\log} B$ via length

order $\ell(n)$ means that given some instance $A \in L \in \mathcal{L}$, we obtain an instance B equivalent to A , which size has increased to $\ell(|A|)$ (where $|A|$ is measured in bits). Therefore, informally, given a solver S for L working in time $2^{O(n)}$, this proves that the time needed to solve B is at least $2^{O(\ell^{-1}(n))}$ where ℓ^{-1} is the inverse function to ℓ .

Immediately, we get the following corollary.

Corollary 4 *The guarding problem is E-complete under log-space reductions.*

Using the time-hierarchy theorem, we get the following consequence (for the proof see Section 2.10).

Corollary 5 *There is a constant $c > 1$ so that if a deterministic one-tape Turing machine decides GUARD within time $t(n)$, then $t(n) > c^{n/(\log n)^2}$ for infinitely many n .*

Let us explain here the relevance of Theorem 3 to Question 2. Very little is known about how the class E is related to PSPACE. It is only known [5] that $E \neq \text{PSPACE}$. The following corollary shows that positive answer to Question 2 would give a relation between these two complexity classes. This gives unexpected and strong incentive to find positive answer to Question 2. (On the other hand, to the skeptics among us, it may also indicate that negative answer is more likely.)

Corollary 6 *If the answer to Question 2 is yes, then $E \subseteq \text{PSPACE}$.*

Proof. Suppose the guarding problem is PSPACE-complete. Let $L \in E$. Then (by Theorem 3) an instance of L can be reduced by a log-space reduction to an instance of the guarding game, which we suppose to be in PSPACE. Consequently, $L \in \text{PSPACE}$. \square

Let us mention here, that the distance between PSPACE and E is rather small in the realm of guarding games: The game, that we will construct to show E-hardness, has the property that after removing a single edge, the robber-region becomes a directed acyclic graph, and for such, the decision problem is in PSPACE by a result of Fomin et al. [7].

In a sense, we show analogous result for the guarding game as Goldstein and Reingold [13] have shown for the original Cops-and-Robber game.

2 The E-completeness proof

2.1 An algorithm in E

In order to prove E-completeness of GUARD, we first note that the problem is in E.

Definition 7 We define the guarding game with prescribed starting positions $\mathcal{G} = (G, V_C, c, S, r)$, where $S : \{1, \dots, c\} \rightarrow V_C$ is the initial placement of cops and $r \in V_R$ is the initial placement Robber, and we consider the guarding game (G, V_C, c) after the two initial turns where the cops were placed as described by S and Robber was placed to r . The guarding decision problem with prescribed starting positions (GUARDPSP) is, given a guarding game with prescribed starting positions (\vec{G}, V_C, c, S, r) where \vec{G} is a directed graph, to decide whether it is a cop-win game or a robber-win game.

Lemma 8 The guarding decision problem is in E.

Proof. We need to show that there is an algorithm deciding the outcome of a given guarding game $\mathcal{G} = (G, V_C, c)$ in $2^{O(n)}$ time, where n is the size of the input \mathcal{G} in some encoding. Let us first consider the normal (i.e., not reverse) version of the problem. Consider the directed graph H of all configurations of the game \mathcal{G} where edges mark the legal moves of \mathcal{G} .

We use the standard backwards-labelling algorithm: first we label all final states of the game, then all states that can be finished by a single move, etc. In this way we can decide the outcome of every configuration in time polynomial in the size of the graph H .

It remains to show that the size of H is $2^{O(n)}$. As mentioned in the introduction, the simplest upper bound on $|V(H)|$ is $2|V(G)|^{c+1}$, which is unfortunately super-exponential in n if c is close to n . To find a better upper bound, we use the fact that the cops are mutually indistinguishable. There are at most $|V(G)|$ positions of Robber. Counting the number of all positions of the cops is the classical problem of putting c indistinguishable balls into $|V_C|$ bins. Then, taking into account also whose turn it is and the number of vertices r_i , we get that $|V(H)|$ is bounded by

$$|V(H)| \leq 4|V(G)| \binom{|V_C| + c - 1}{c} \leq 4n \binom{n + c - 1}{c} \leq 4n2^{n+c-1} = 2^{O(n)}.$$

Thus the total size of H is $2^{O(n)}$ as well. The proof for the reverse version of the game is analogous. \square

2.2 Reduction from a formula-satisfying game

Let us first study the problem after the second move, where both players have already placed their pawns. We reduce GUARDPSP from the following formula-satisfying game which was described by Stockmeyer and Chandra [24] (game G_2 in Section 3 of [24]).

A position in the formula-satisfying game configuration is a 4-tuple $\mathcal{F} = (\tau, F_R(C, R), F_C(C, R), \alpha)$ where $\tau \in \{1, 2\}$, F_R and F_C are formulas in 12-DNF both defined on set of variables $C \cup R$, where C and R are disjoint and α is the current $(C \cup R)$ -assignment. The symbol τ serves only to differentiate the positions where the first or the second player is to move. Player I (II) moves by

changing the values assigned to at most one variable in $R(C)$; either player may pass since changing no variable amounts to a “pass”. Player I (II) wins if the formula $F_R(F_C)$ is true after some move of player I (II). More precisely, player I can move from $(1, F_R, F_C, \alpha)$ to $(2, F_R, F_C, \alpha')$ in one move if and only if α' differs from α in the assignment given to at most one variable in R and F_C is false under the assignment α ; the moves of player II are defined symmetrically.

Let FORMSAT denote the language of all binary encodings of formula-satisfying game configurations which are winning for player I.

Note, that if the game continues infinitely, then the starting position is not in FORMSAT, as player I did not win. We may as well consider the game won by player II, which is consistent with the rules of the cop-game.

The following result is known.

Theorem 9 (Stockmeyer, Chandra [24]) *FORMSAT is an E-complete language under log-space reduction. Moreover, $E \preceq_{\log} \text{FORMSAT}$ via length order $n \log n$.*

Let us first informally sketch the reduction from \mathcal{F} to \mathcal{G} , i.e., simulating \mathcal{F} by an equivalent guarding game \mathcal{G} . The setting of variables is represented by positions of certain cops so that only one of these cops may move at a time (otherwise the cop-player loses the game), we call this device a Variable Cell. The variables in C are under the control of the cop-player. The variables in R are under the control of the robber-player (even though they are also represented by cops).

In the following text, we construct a lot of gadgets. First, we precisely define them and then we informally describe how particular gadgets work, together with prerequisites needed for the gadget to work properly, and with the desired outcome of each gadget. Then we describe in detail the whole construction and how all gadgets are connected together. Finally, we precisely prove that the gadgets (and the whole game) behave as we described earlier.

When describing the features of various gadgets, we will often use the term *binding scenario*. By binding scenario of a certain gadget (or even the whole game) we mean a flow of the game that both players must follow: if a player deviates from it, he will lose the game. The graph will be constructed in such a way, that if the players follow the binding scenario, they will simulate the formula game \mathcal{F} .

Let us define the binding scenario more precisely.

Definition 10 *Let $\mathcal{G} = (G, V_C, c, S, r)$ be an instance of the guarding game with prescribed positions. Let $Q = (r_1, S_1, r_2, S_2, \dots, r_k, S_k)$ be a nonempty sequence such that $r_i \rightarrow r_{i+1}$ is a valid move of Robber and $S_i \rightarrow S_{i+1}$ is a valid move of cops for every i . We call such Q a move sequence. A set \mathcal{F} of move sequences is called a scenario. We say that players follow the scenario \mathcal{F} if they make a move sequence $Q \in \mathcal{F}$. We say that the player P deviates from the scenario \mathcal{F} if P makes a move not permitted by \mathcal{F} , but until his move the players did follow \mathcal{F} .*

We call a scenario \mathcal{F} a binding scenario when \mathcal{F} satisfies the following condition: If the cop-player deviates from \mathcal{F} , he will lose in at most ten turns. If the robber-player deviates from \mathcal{F} , he ends in a losing state of the game.

When describing a particular gadget, we also describe its scenario and prerequisites which must be satisfied in order for the gadget to work properly. Later, after we complete the whole construction, we prove that the presented scenarios are in fact binding, if the prerequisites are satisfied.

There are four cyclically repeating phases of the game, determined by the current position of Robber. The binding scenario is as follows: Robber cyclically goes through the following phases marked by four special vertices and in different phases he can enter certain gadgets. (Robber is allowed to pass. However, as we will show, it is never to his advantage.)

1. “Robber Move” (*RM*): In this step Robber can enter a *Robber Switch* gadget, allowing him to change setting of at most one variable in R . The values of formula variables are represented by positions of special cops in gadgets called Variable Cells.
2. “Robber Test” (*RT*): In this step Robber may pass through the *Robber Gate* into the protected region V_C , provided that the formula F_R is satisfied under the current setting of variables.
3. “Cop Move” (*CM*): In this step the cop player can change one variable in C . This is realized by a gadget called *Cop Switch*. At the end of this phase Robber ‘waits’ on vertex RW for the cop to finish setting the variable.
4. “Cop Test” (*CT*): In this step, if the formula F_C is satisfied under the current setting of variables, the cops are able to block the entrance to the protected region forever (by temporarily leaving the *Cop Gate* gadget unguarded and sending a cop to block the entrance to V_C that is provided by the Robber Gate gadgets).

To begin with the construction, we start with the basic five vertices organised to a directed cycle (RM, RT, CM, RW, CT), we call it the *Basic Cycle*.

2.3 The Variable Cells

To maintain the current setting of a variable x , we use the Variable Cell gadget, there will be a separate Variable Cell for every variable.

Variable Cell gadget: For a variable $x \in C \cup R$ we introduce a *Variable Cell* $VAR(x)$, which is a directed cycle (T_x, FT_x, F_x, TF_x) (see Fig. 1).

The informal description of the function of $VAR(x)$ is as follows. There is one cop (*variable cop*) located in every $VAR(x)$ and the position of the cop on vertices T_x, F_x represents the boolean values true and false, respectively. The prescribed starting position of the variable cop is T_x if $\alpha(x)$ is true, and F_x otherwise. All the vertices of $VAR(x)$ belong to V_C .

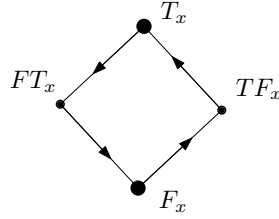


Fig. 1. Variable Cell $VAR(x)$

2.4 Forcing and blocking

To make the variable cops truly represent the boolean values and allow only the changes of these values that follow the rules of the formula game, we introduce two gadgets that will be used repeatedly.

We say that we *block* a set $S \subseteq V_C$ by a vertex u , when we add to our graph the *Blocker* gadget $BLOCK(u, S)$. The Blocker $BLOCK(u, S)$ consists of a directed path $(u, p_{u,S}, q_{u,S})$ together with edges $(s, q_{u,S})$ for $s \in S$. The vertex $p_{u,S}$ is in V_R , while $q_{u,S}$ is in V_C . We will call $q_{u,S}$ the *entry vertex* of the blocker. See Fig. 2 for illustration.

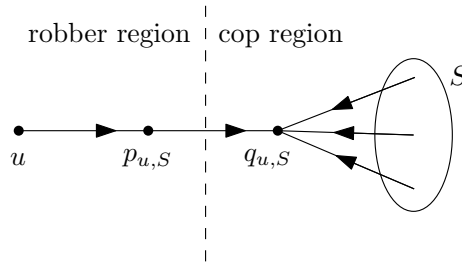


Fig. 2. The Blocker $BLOCK(u, S)$

Suppose we blocked S by u and the only edges coming to $q_{u,S}$ start in S . If Robber is at u , then we must have at least one cop in the set S or on $q_{u,S}$.

We prove the properties of the Blocker in Lemma 17.

A way to prevent cops from moving arbitrarily is called *forcing* and we will now describe it. Consider $S \subset V_R$ (we will apply this for S consisting of all the “normal” positions of Robber) and $V \subset V_C$. We say that we *force* V by S , when we add the gadget $FORCE(S, V)$ in Fig. 3: it consists of a vertex $f_{S,V}$, together with edges from each vertex in S to it. Further, for any $v \in V$ we add a directed path $(f_{S,V}, \bar{v}, v)$. All of the new vertices $f_{S,V}$ and \bar{v} are added to the robber-region V_R .

We describe here shortly the desired behaviour. We say a vertex $u \in V_C$ is *guarded* if there is a cop that can reach u in at most two moves. The forcing

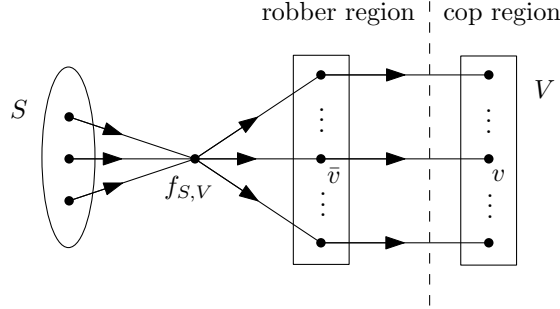


Fig. 3. The Enforcer gadget $FORCE(S, V)$.

gadget ensures that before each Robber’s move, every vertex of V is guarded. Later, we will apply the gadget $FORCE(S, V)$ for $V = \{F_x\}$ and $V = \{T_x\}$ (and for one more similar pair). The desired outcome is that the variable cop is forced to stay on T_x or F_x , unless another cop helps to guard these two vertices. (We could ensure the same behaviour using blocker gadgets, but it would lead to a larger graph – one with quadratically many edges – thus we would obtain weaker result for the running time of algorithms that solve $GUARDPSP$.)

The properties of forcing are precisely described and proved in Lemma 12.

2.5 The Robber Gate to V_C

For every clause φ of F_R , we construct Robber Gate gadget $ROBG(\varphi)$. The goal of this gadget is that it allows Robber to enter V_C if and only if φ is satisfied by the current setting of variables.

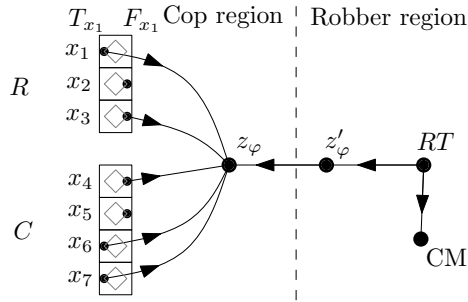


Fig. 4. The Robber Gate $ROBG(\varphi)$ for the clause $\varphi = (\neg x_1 \& x_3 \& x_4 \& \neg x_6 \& \neg x_7)$

Robber Gate $ROBG(\varphi)$ gadget: Consider a clause $\varphi = (\ell_1 \& \dots \& \ell_{12})$ where each ℓ_i is a literal. The Robber Gate $ROBG(\varphi)$ is the Blocker $BLOCK(RT, V)$

with

$$V = \{T_x \mid \text{some } l_i \text{ is } \neg x\} \cup \{F_x \mid \text{some } l_i \text{ is } x\}$$

For easier notation, we shall use shorter notation $z'_\varphi := p_{RT,V}$ and $z_\varphi := q_{RT,V}$. See Fig. 4 for illustration. The vertices z'_φ and RT belong to V_R , z_φ belongs to V_C .

Prerequisites of Robber Gate $ROBG(\varphi)$: Robber stands on RT and there is exactly one cop in each $VAR(x)$, $x \in \varphi$, standing either on T_x or F_x . No other cop can access z_φ in one move. It is the Robber's turn.

Scenario of Robber Gate $ROBG(\varphi)$: Robber can reach z_φ (thus winning the game) if and only if φ is satisfied under the current setting of variables (given by the positions of cops on Variable Cells) *and* the cop-player did not win before. Otherwise, Robber moves to CM .

We remark that if cop-player has won before (by satisfying his formulas in the formula-game – this corresponds to moving one of his pawns to vertex a'' described in the next section) then there will be a cop that can reach every z_φ in a single move. This renders the Robber Gate unfunctional.

The properties of the Robber Gate are proved in Lemma 20.

2.6 The Cop Gate

For every clause ψ of F_C , we will use the *Cop Gate* gadget $COPG(\psi)$ (see Fig. 5). If (and only if) ψ is satisfied, $COPG(\psi)$ allows cops to win the game. According to the rules, the game will still continue infinitely long, but Robber will never be able to enter V_C . This is achieved by placing a cop to a vertex, from which he controls all vertices z_φ in the Robber Gates.

Cop Gate $COPG(\psi)$ gadget: The Cop Gate $COPG(\psi)$ contains a directed cycle $(a_\psi, a'_\psi, a'', a''_\psi)$. Further, $COPG(\psi)$ contains edges (a'', z_φ) for every clause φ of the Robber's formula F_R . (These edges are common for all clauses ψ .) Note, that the vertex a'' does not have the subscript ψ – this vertex is shared among all clauses ψ . The reason for this is to keep the size of the constructed graph \vec{G} small enough.

Let $\psi = (\ell_1 \& \dots \& \ell_{12})$ where each ℓ_i is a literal. We add 12 blockers to our gadget, one for every literal:

If $\ell_i = x$ then we add the blocker $BLOCK(CT, \{T_x, a_\psi, a''\})$ to $COPG(\psi)$.

If $\ell_i = \neg x$ then we add the blocker $BLOCK(CT, \{F_x, a_\psi, a''\})$ instead.

The directed 4-cycle belongs to V_C , the blocker is as described above.

Prerequisites of Cop Gate $COPG(\psi)$: There is one cop at the vertex a_ψ (we call him Arnold) and there is exactly one cop in each $VAR(x)$, $x \in \psi$, standing on either T_x or F_x . Robber is at the vertex CT and no other cop can access $COPG(\psi)$ in less than three moves. It is the cop's turn.

Scenario of Cop Gate $COPG(\psi)$: Arnold is able to move to a'' (and therefore block all the entrances z_φ forever) without permitting Robber to enter V_C if and only if ψ is satisfied under the current setting of variables (given by the position of cops in the Variable Cells).

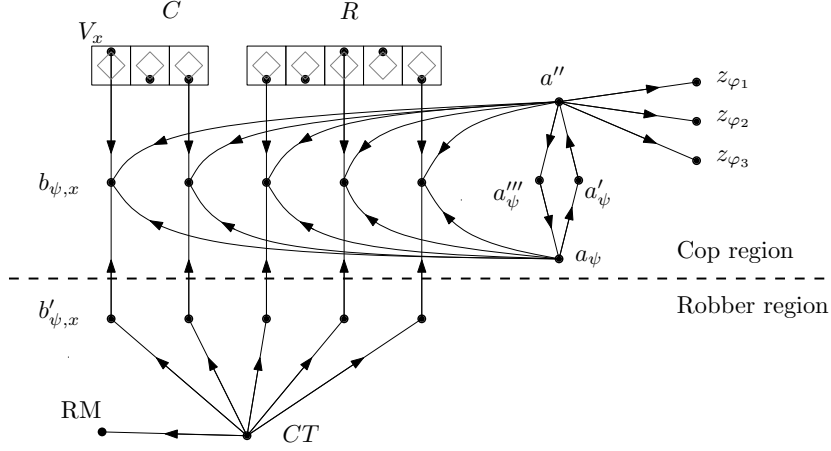


Fig. 5. The Cop Gate $COPG(\psi)$ for $\psi = x_1 \& \neg x_3 \& \neg y_1 \& y_3 \& \neg y_5$, (x_i are the cop's variables, y_i the Robber's ones). Note that we only add vertices corresponding to the variables that appear in the clause ψ .

Note that while Arnold will never move voluntarily back from a'' to a_{ψ} , Robber may force him using the forcing gadget that we will add in Section 2.8 in step 8 of the construction. Therefore, the vertex a'''_{ψ} is needed.

The properties of the Cop Gate are proved in Lemma 23.

2.7 The Commander gadget

When changing variables of RUC , we have to make sure that at most one variable is changed at a time. We already prevented all variable cops from moving at all by means of forcing, see Section 2.4 and Lemma 12.

Next we describe a gadget that allows one of them to move: the gadget Commander (see Fig. 6).

Commander COM gadget: It consists of vertices $\{G_x, GF_x, GT_x \mid x \in R \cup C\} \cup \{HQ\}$. For each $x \in R \cup C$ there is directed 2-cycle (HQ, G_x) and directed paths (G_x, GF_x, F_x) and (G_x, GT_x, T_x) . All of the vertices belong to V_C .

There is one cop, Commander, whose prescribed starting position is the vertex HQ . In Section 2.8 we will add some extra edges that will force Commander to stay at HQ most of the time.

The desired function of COM is as follows: in order to move a variable cop from T_x to F_x or vice versa, Commander moves to G_x to temporarily guard vertices T_x and F_x . This will happen in two stages of the game: when Robber sets variables, he will pick a particular $x \in R$ and make Commander move to G_x . When the cop-player moves, Robber will only ensure that Commander moves to a G_x with $x \in C$.

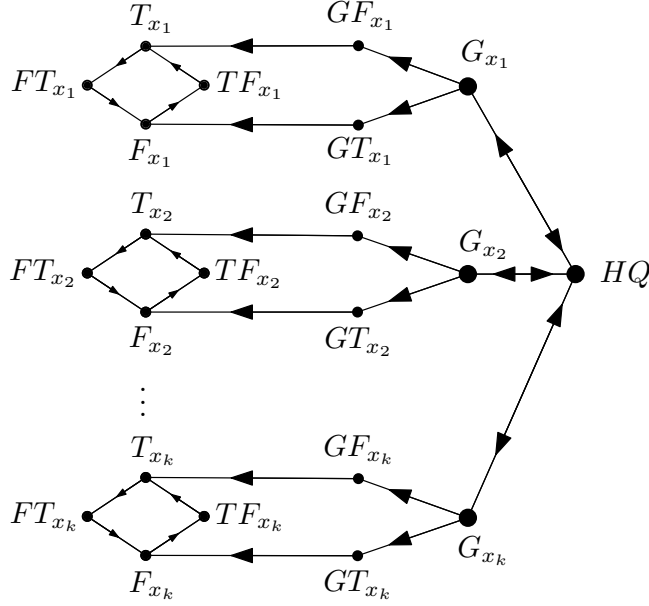


Fig. 6. The Commander gadget COM including Variable Cells $VAR(x_1), \dots, VAR(x_k)$.

Robber Switch $ROBS(y)$ gadget: Let $y \in R$. We describe a gadget that allows Robber to change the value of the variable y , i.e., to force the variable cop in $VAR(y)$ to move from T_y to F_y or vice versa.

The Switch of Robber's variable y ($ROBS(y)$) consists of a directed path (RM, Sw_y, RT) , edges (RM, HQ) , (RT, HQ) , (Sw_y, G_y) , (RM, RT) and a Blocker $BLOCK(Sw_y, \{FT_y, TF_y\})$ (see Fig. 7).

The new vertices Sw_y belong to V_R , the Blocker is described earlier.

Prerequisites of Robber Switch $ROBS(y)$: Robber is at RM , the cop in $VAR(y)$ is either on T_y or F_y , Commander is at HQ and no other cop can access any vertex of $VAR(y)$. It is the Robber's turn.

Scenario of Robber Switch $ROBS(y)$: By entering the vertex Sw_y Robber forces Commander to move to G_y , and the variable cop to enter FT_y or TF_y . Robber then enters the vertex RT , the variable cop finishes his move to T_y (or F_y) and at the same time Commander returns to HQ . If Robber decides not to change any variable, he may go directly to RT ; in such case the cops do not move in their next turn.

The properties of the Robber Switch are proved in Lemma 19.

Cop Switch $COPS$ gadget:

The $COPS$ gadget consists of a Blocker $BLOCK(CM, \{G_x \mid x \in C\})$.

Prerequisites of Cop Switch $COPS$: Robber is on CM , all variable cops are at T_x or F_x and Commander at HQ . It is the cop's turn.

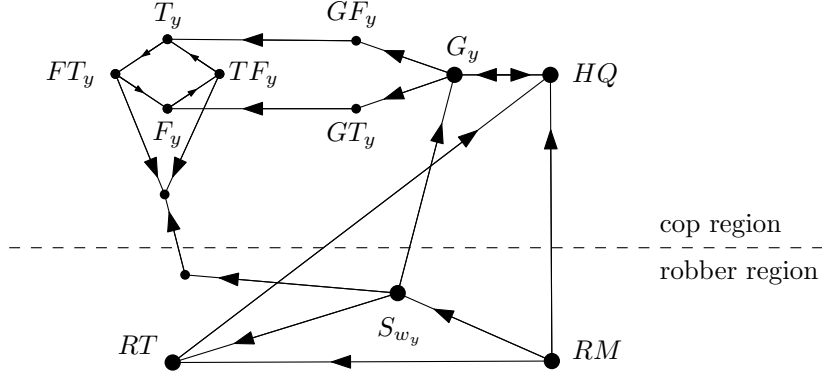


Fig. 7. The Robber Switch gadget $ROBS(y)$ together with the Variable Cell $VAR(y)$ and a part of the Commander gadget COM .

Scenario of $COPS$: The cop-player decides which variable $x \in C$ to change. The Commander moves to G_x , and the variable cop in $VAR(x)$ moves to TF_x or FT_x . Next, Robber moves to RW . Commander moves back to HQ and the cop in $VAR(x)$ finishes his move to F_x or T_x . Finally, Robber moves to CT . Alternatively, if the cop-player does not want to change any variable, all variable-cops stay put, and just Commander moves to some G_x and back to HQ .

2.8 The big picture: putting the gadgets together

Let us consider an instance of the formula game $\mathcal{F} = (\tau, F_R(C, R), F_C(C, R), \alpha)$. We now proceed by putting all gadgets together in order to construct the instance $\mathcal{G} = (\vec{G}, V_C, c, S, r)$ of GUARDPSP .

When different gadgets contain a vertex with the same name, this means that this vertex is shared by these gadgets (this happens often for vertices RM , RT , CM , CT , HQ , a'' but also for others). To make the construction clearer, we define the following sets:

$$\begin{aligned} \mathcal{T} &= \{T_x \mid x \in R \cup C\} \\ \mathcal{F} &= \{F_x \mid x \in R \cup C\} \\ \mathcal{A} &= \{a_\psi \mid \psi \in F_C\} \end{aligned}$$

The order of construction steps is as follows.

1. Construct the Basic Cycle.
2. For every variable $x \in C \cup R$ construct the Variable Cell gadget $VAR(x)$.
3. For every clause φ of F_R construct the Robber Gate gadget $ROBG(\varphi)$.
4. For every clause ψ of F_C construct the Cop Gate gadget $COPG(\psi)$.
5. Construct the Commander gadget COM .

6. For every variable $y \in R$ construct the Robber Switch $ROBS(y)$.
7. Construct the Cop Switch $COPS$.
8. Let $S_1 = \{RM, RT, CM, RW\} \cup \{Sw_y \mid y \in R\}$ and $S_2 = S_1 \cup \{CT\}$. Add to the graph gadgets $FORCE(S_2, \mathcal{T})$, $FORCE(S_2, \mathcal{F})$, $FORCE(S_1, \mathcal{A})$, and $FORCE(S_1, \{a''\})$. We call the vertices $f_{S_2, \mathcal{T}}$, $f_{S_2, \mathcal{F}}$, $f_{S_1, \mathcal{A}}$, and $f_{S_1, \{a''\}}$ of these gadgets the *forcing vertices*.
9. Add directed edges to HQ from RM , RT , RW , CT .

The prescribed starting position r of Robber is the vertex RM . We define the starting positions S of the cops as follows:

- For each variable $x \in C \cup R$, the corresponding variable cop starts at the vertex T_x if $\alpha(x)$ is true and at the vertex F_x if $\alpha(x)$ is false.
- Each ψ -Arnold starts at the corresponding vertex a_ψ .
- The cop Commander starts at the vertex HQ .

The number c of cops is thus set as $c = |C \cup R| + |F_C| + 1$, where $|F_C|$ denotes the number of clauses in F_C .

We also briefly show that the construction of \mathcal{G} based on \mathcal{F} can be done in log-space. A log-space reduction is a reduction computable by a deterministic Turing machine (with read-only input tape, a working tape, and output tape) using logarithmic space.

Conceptually, this means that while producing encoding of the instance \mathcal{G} to the output tape the reducing Turing machine can keep (stored on the work tape) a constant number of pointers into the input tape along with a constant number of integers holding at most polynomially large values, and a logarithmic number of fixed size integers.

Lemma 11 *Let \mathcal{F} be an instance of the formula game and let \mathcal{G} be an instance of GUARDPSP constructed via the above construction from \mathcal{F} . Then the reducing Turing machine is log-space bounded and $|\mathcal{G}| = O(|\mathcal{F}| \log |F|)$ where the instance sizes are measured in bits.*

Proof. In order to show the log-space reducibility of our construction of \mathcal{G} , we need to observe that the whole construction can be performed by an algorithm reading the encoding of the formula game \mathcal{F} and using only constant number of work variables holding polynomially large values.

We go through the construction and briefly discuss the space needed for construction.

- Step 1 of the construction produces a fixed-size gadget.
- Steps 2, 5, and 6 can be realised by an iteration over the set of variables, each iteration producing a fixed-size gadget. Clearly, a constant number of log-space integers suffices.
- Steps 3 and 4 can be realised by two nested iterations over the set of clauses and the set of variables. Again, a constant number of log-space integers suffices.

- Step 8 can be done by several iterations (over the set of variables and over the set of clauses). Important thing to note is that the gadget $FORCE(S, V)$ has size (the number of vertices and edges) $O(|S| + |V|)$.

The output of the cops and Robber starting positions can be done by an iteration over the set of clauses and variables. Therefore, only a constant number of log-space integers is needed during the reduction.

Let f be the number of clauses of \mathcal{F} and let p be the number of variables of \mathcal{F} . Then the number of bits of \mathcal{F} is $\Omega(f \log p + p) = \Omega(f + p)$ as we need $\log p$ bits to encode the variable identifiers, each clause contains at most 12 literals and the initial assignment of variables takes p bits.

Next, we estimate the size of the instance $\mathcal{G} = (\vec{G}, V_C, c, S, r)$, based on our construction, starting with the number of vertices and edges of \vec{G} .

Each $VAR(y)$ has a constant size, all Variable Cells thus have total size $O(p)$. Each $ROBG(\varphi)$ has a constant size, all Robber Gates thus have total size $O(f)$.

The Cop Gate gadgets contain a shared part of size $O(f + p)$ and the non-shared part of each $COPG(\psi)$ has a constant size. Therefore, all Cop Gate gadgets have total size $O(f + p)$. The size of the Commander gadget is clearly $O(p)$.

Each $ROBS(y)$ has a constant size, so the total size of all Robber Switches is $O(p)$. The size of $COPS$ is clearly $O(p)$. In the last nontrivial step, step 8, $O(p + f)$ vertices and edges are added to \vec{G} .

As $|V(\vec{G})| + |E(\vec{G})| \leq O(p + f)$, we need

$$O((p + f) \log(p + f)) = O(|\mathcal{F}| \log(|\mathcal{F}|))$$

bits to encode \vec{G} . □

Note that we may get a linear bound on the size of \mathcal{G} , if we assume fairly reasonable condition on the formula game: all variables are used and no clause repeats within a formula.

2.9 Proof of correctness

Let us start by a simple observation. While the rules allow Robber to pass (skip a move), we may assume that he never uses it. For if Robber does not move, the cops may do the same and repeating this indefinitely means a win for cops. From now on, we shall assume Robber never passes.

Another assumption, that will be somewhat harder to prove:

Assumption A: the cop-player restricts to strategy where either every ψ -Arnold is at his starting vertex a_ψ , or exactly one of them moves to a'_ψ , a'' (when Robber entered vertex CT), and possibly back to a'''_ψ and a_ψ .

In Theorem 24 we will show that this restriction does not change the outcome of the game, it will make it easier to analyze, though.

Before getting to the individual lemmas, we describe the main idea: if the robber-player succeeds in satisfying formula F_R , Robber will be able to enter the cop-region by means of Robber Gate. If the cop-player will be faster with satisfying his formula F_C , he will be able to send one Arnold to a'' . The resulting state of game will be cop-win – there is an easy strategy (described in Lemma 22) that will make sure Robber will never enter the cop-region.

Recall that we call a vertex $v \in V_C$ *guarded* if there is a cop that can reach v in at most two moves. Further, a set $V \subseteq V_C$ is *guarded* if every vertex of V is guarded and each one is guarded by a different cop. Formally, we require that there is a set U , $|U| = |V|$, of cops and a 1-1 mapping m between U and V such that for each $c \in U$ the vertex $m(c)$ is guarded by the cop c .

Lemma 12 *Let S, V be sets such that the gadget $FORCE(S, V)$ is part of \vec{G} . Let us consider the game state where Robber is in S and it is Robber's turn.*

1. *Let there be an unguarded vertex of V . Then this is a robber-win state.*
2. *If the set V is guarded and Robber enters the vertex $f_{S,V}$, the game state will be a cop-win.*
3. *If the set V is not guarded and there is no vertex $x \in V_C$ that has more than one outneighbor in V then this is a robber-win state.*

Proof. Suppose v is unguarded. Then Robber moves along the path $(f_{S,V}, \bar{v}, v)$ and no cop can stop him.

On the other hand, suppose the set V is guarded and mapping m is defined as above. If Robber decides to move to $f_{S,V}$, than each cop c guarding vertex $m(c) \in V$ moves towards it (or stays in place, if they already are at it). Thus, the cops can reach all vertices of V before Robber, and Robber is stuck in $f_{S,V}$ or some \bar{v} for the rest of the game.

For the third part, suppose that Robber moves to $f_{S,V}$ and the cops can somehow prevent him from winning. Then for every $v \in V$ the cops have a response to Robber's move to \bar{v} , namely, there is a cop that can move to v in one step, denote him by $d(v)$. Due to the extra condition in the third part, mapping d is injective, its inverse is the required mapping m . \square

We now define the notion of *normal positions* of certain pawns.

Definition 13 *We say that*

- *Robber is in normal position if he is on S_2 (which was previously defined as $\{RM, RT, CM, CT, RW\} \cup \{Sw_y \mid y \in R\}$),*
- *Commander is in normal position if he is on HQ or on some G_x ,*
- *variable cops are in normal position if they are in some $VAR(x)$,*
- *ψ -Arnold is in normal position if he is at a_ψ or a'' .*

If one of the players leaves these positions, the game will be decided quickly. This is obvious for Robber, for if he is not in the normal position, he is no longer in the strongly connected part of the graph. So, he either reaches V_C within two moves, or he will be unable to move for the rest of the game. In the following lemmas we deal with the rest of the pawns.

Lemma 14 *Consider a game state where Robber is in S_2 (see Definition 13) and it is the Robber's turn. If Commander is not on HQ or on some G_x , then this is a robber-win state.*

Proof. If Commander is elsewhere, he will not be able to reach HQ again (by the construction). If Robber is in S_2 , he will be able to get to RM and from there to enter HQ . \square

Lemma 15 *Consider a game state where Robber is in S_2 (see Definition 13) and it is the Robber's turn. If there is an $x \in R \cup C$ so that there is no cop on F_x , T_x , or G_x , then this is a robber-win state. Otherwise, if Robber enters vertex $f_{S_2, \mathcal{F}}$ or $f_{S_2, \mathcal{T}}$, he loses.*

Proof. By Lemma 14, Commander must stay on HQ or some G_x . Consequently, there is at most one cop in each $VAR(x)$ and no cop is at vertices GF_x , GT_x . Thus, to guard both T_x and F_x , we need a cop at either G_x , T_x , or F_x (Lemma 12). The second statement follows again from Lemma 12, as no cop will be guarding two of the vertices T_x , neither two of the vertices F_x . \square

Lemma 16 *1. Consider a game state where Robber is in S_2 (see Definition 13) and it is the Robber's turn. Then all Arnolds are in $X = \bigcup_{\psi} \{a_{\psi}, a'_{\psi}, a''_{\psi}\} \cup \{a''\}$, or it is a robber-win state.*
2. If every ψ -Arnold is on a_{ψ} , with possible exception of one, who is at a'' , then Robber may not enter vertices $f_{S_1, \mathcal{A}}$, $f_{S_1, \{a''\}}$.
3. If Robber is in S_1 , some Arnold in a'_{ψ} and it is the Robber's turn, then it is a robber-win state.

Proof. Again, a simple consequence of Lemma 12: there is no edge leading towards X , thus if some Arnold leaves X , there will be always less than $|\mathcal{A}|$ cops in X . When (now or in the next move) Robber is in S_1 , he can use the gadget $FORCE(S_1, \mathcal{A})$ according to the third part of Lemma 12. This proves the first part and the third part. By the second part of Lemma 12 follows the second part. \square

Lemma 17 *Let a set S be blocked by a vertex u . (That is, the Blocker gadget $BLOCK(u, S)$ is a part of the constructed graph \vec{G} .) Suppose that no other edges leading to $q_{u, S}$ are part of \vec{G} . Suppose Robber is on $u \in S_2$ and it is his turn to move. Then there must be at least one cop in the set S , otherwise the cop-player loses the game. If there is at least one cop in S , Robber may not enter $p_{u, S}$, otherwise he loses the game.*

Proof. By Lemma 14, 15 and 16, there is no cop in $q_{u, S}$ – all cops must be at vertices distinct from all vertices of form $q_{u, S}$. This means that Robber can reach this vertex in two moves, and the cops cannot stop him. On the other hand, if Robber moves to $p_{u, S}$ while there is a cop on S , then this cop moves to $q_{u, S}$, blocking Robber forever. \square

Lemma 18 *At the beginning of the game \mathcal{G} , the prerequisites of the Robber Switches $ROBS(y)$, $y \in R$ are satisfied.*

Proof. By the construction, Robber is on RM and the variable cops for each variable gadget $VAR(x)$ are either on T_x or F_x . Commander is on HQ . No other cop can ever reach $VAR(x)$. \square

Lemma 19 *Consider a game state satisfying the prerequisites of all Robber switches $ROBS(y)$, $y \in R$. Then the scenarios of all $ROBS(y)$, $y \in R$ are binding scenarios. Moreover, after execution of these binding scenarios, the prerequisites of all Robber Gates $ROBG(\varphi)$, $\varphi \in F_R$ are satisfied, unless there is an Arnold at a'' .*

Proof. If Robber moves to Sw_y , Commander must move to G_y , or Robber enters V_C there. (By the construction, no other cop than Commander can be at G_y .)

Also, by Lemma 17, the variable cop in $VAR(y)$ must move to TF_y or FT_y . By Lemma 12 and 17, Robber may not enter the forcing vertices, and thus continues to RT . After this, Commander must move back to HQ , thus the variable cop in $VAR(y)$ to T_y or F_y (Lemma 15). If Robber moves directly to RT , no cop may move (by Lemma 12 and 17). \square

Lemma 20 *Consider a game state satisfying the prerequisites of all Robber Gates $ROBG(\varphi)$, $\varphi \in F_R$. Then the scenarios of all Robber Gates $ROBG(\varphi)$, $\varphi \in F_R$ are binding scenarios. Moreover, after execution of these binding scenarios, the prerequisites of the Cop Switch are satisfied.*

Proof. If no other cop may access z_φ , Lemma 17 applies: Robber may enter z_φ if and only if there is no cop in the set V (see the definition of Robber Gates). By the construction, this happens precisely if φ is satisfied by the current setting of the variables. If he may not enter z_φ , the only non-losing move for him is to move to CM . If the vertex a'' is occupied (the cop-player has “won” already), Robber may not enter z_φ either and moves to CM .

After the Robber’s move to CM , the prerequisites of the Cops Switch are satisfied, as the cops did not move yet. \square

Lemma 21 *Let us consider a game state satisfying the prerequisites of the Cop Switch. Then the scenario of the Cop Switch is a binding scenario. Moreover, after execution of it, the prerequisites of all Cop Gates $COPG(\psi)$, $\psi \in F_C$, are satisfied.*

Proof. When Robber stands on CM , Commander may leave HQ , as the edge (CM, HQ) is not part of \vec{G} . In fact, Commander has to move to a vertex G_x where $x \in C$ is a cop-player’s variable because of the Cop Switch gadget. If the cop-player decided to switch x , the variable cop in $VAR(x)$ moves also in the first move to FT_x or TF_x . Next, Robber moves to RW , after which Commander must return to HQ and thus the cop in $VAR(x)$ finishes his move to T_x or F_x (or keeps staying in place). Finally, Robber moves to CT , which leads to a game state satisfying all prerequisites of all Cop Gates. \square

Lemma 22 *Consider a game state where ψ -Arnold is on the vertex a'' for some clause ψ , other cops are in normal positions, and Robber is in S_2 (see Definition 13). Then this is a cop-win state.*

Proof. As long as Robber is in normal position, the cop-player does not move with any of his cops until he is forced to: one Arnold stays at a'' , the others at their initial positions – even if another clause in F_C becomes satisfied. The variable-cops and Commander follow the scenarios of the Cop-Switch and Robber-Switch. Robber may force the Arnold at a'' to move back to his original position by using the Enforcer gadget $FORCE(S_1, \mathcal{A})$; however, he will be trapped afterwards.

It is easy to check that Robber may not enter the cop-region, as in binding scenarios he may do this only in some Robber Gate. But if he moves to some vertex z'_φ , the Arnold at a'' moves to z_φ , thus blocking Robber forever. \square

Lemma 23 *Consider a game state satisfying the prerequisites of all Cop Gates $COPG(\psi)$, $\psi \in F_C$. Then the scenarios of all $COPG(\psi)$, $\psi \in F_C$, are binding scenarios. Moreover, after execution of these binding scenarios, the prerequisites of all Robber Switches $ROBS(y)$, $y \in R$, are satisfied.*

Proof. If ψ is satisfied by the current setting of variables in the variable cells, then we do not need the ψ -Arnold to protect the entry vertex of any of the blockers, thus he may move to a'_ψ . If Robber enters some of the Blockers, then he loses by Lemma 17. On the other hand, if ψ is not satisfied, and ψ -Arnold leaves a_ψ , then the cop-player loses: again by Lemma 17.

Next, Robber moves to RM , which forces all vertices a_ψ , thus the ψ -Arnold either stays at a_ψ or, if he left it already, finishes his move to a'' .

Therefore, the scenarios of the Cop Gates are binding. It is easy to see that the prerequisites of all Robber Switches are satisfied at the end of the binding scenario. Using Lemma 22 we justify that if some Arnold moves to a'' , it is a win for the cop-player. \square

We have described the complete reduction from the formula game \mathcal{F} to the guarding game \mathcal{G} with prescribed starting positions, and characterised the properties of various stages of \mathcal{G} . It remains to show that both games have the identical outcome; we also list some properties of the constructed graph that will be useful later.

Theorem 24 *For every instance of formula satisfying game $\mathcal{F} = (\tau, F_C, F_R, \alpha)$ there exists a guarding game $\mathcal{G} = (\vec{G}, V_C, c, S, r)$, \vec{G} directed, with a prescribed starting positions such that player I wins \mathcal{F} if and only if the robber-player wins the game \mathcal{G} . Moreover, the following properties are satisfied:*

1. *The size of the instance \mathcal{G} is $|\mathcal{G}| = O(|\mathcal{F}| \log |\mathcal{F}|)$.*
2. *There is no oriented edge $e \in E(\vec{G})$ with the endpoint in r .*
3. *There is at most one cop standing at each vertex $v \in V(\vec{G})$.*

4. Consider the set $B = \{u \in V_R \mid \exists v \in V_C, (u, v) \in E(\vec{G})\}$ of the “border” vertices. The out-degree of each $u \in B$ is exactly 1.

Proof. For every formula game \mathcal{F} we have described in Section 2.8 a construction of guarding game $\mathcal{G} = (\vec{G}, V_C, c, S, r)$ with prescribed starting positions.

First, we justify Assumption A. Enforcer gadget $FORCE(S_1, \mathcal{A})$ does not allow any Arnold to move from his starting position unless Robber is on CT . When Robber is on CT , Lemma 23 describes the condition under which ψ -Arnold may move from a_ψ to a'_ψ , and further to a'' : it is precisely when clause ψ is satisfied. The cop-player may refrain from moving more than one Arnold to a'' even if more than one clause in F_C is satisfied, and he may also avoid moving another Arnold to a'' , if one is already there. This will not change the outcome of the game as (because of Lemma 22), one Arnold on a'' already means the game is won by the cop-player.

The above proves that using Assumption A does not change the outcome of the game. If there is an Arnold at a'' , the cop-player has won. Otherwise, all Arnolds are at their starting positions; this will be important in Lemma 20 and 23.

By Lemma 18, the assumptions of Lemma 19, are satisfied at the beginning of the game. By Lemma 19, the assumptions of Lemma 20 are satisfied when Robber moves to RT . Lemma 20 in turn that ensures we can apply Lemma 21 in the next step, and similarly we continue with Lemma 23 which closes the cycle by guaranteeing the assumptions of Lemma 19.

This altogether means that \mathcal{G} precisely simulates the game \mathcal{F} : In the Robber Move phase (Lemma 19) \mathcal{G} imitates setting of the variables R , which is due to Lemma 20 followed in the Robber Test phase by test if the robber-player wins. By Lemma 21 in the following Cop Move phase the game \mathcal{G} imitates setting of the variables C , which is then due to Lemma 23 followed in the Cop Test phase by a test if the cop-player wins. The process then repeats.

We have thus found the desired game \mathcal{G} and proved its equivalence with \mathcal{F} . The first property is proved in Lemma 11. The second property is in fact not true, but it is very easy to modify the construction, so that it is. We create a vertex r' and connect it by an edge to all out-neighbours of r . We redefine the starting position of Robber as r' . It is immediate, that this modification does not change the outcome, and r' has no incoming edge.

The third and the fourth items are true by the construction. □

2.10 Forcing the starting positions and proof of the main theorem

Next we prove that we can modify our current construction so that it fully conforms to the definition of the guarding game on a directed graph, i.e., without prescribing the starting positions.

Lemma 25 *Let $\mathcal{G} = (\vec{G}, V_C, c, S, r)$ be a guarding game with a prescribed starting positions, such that it satisfies the following initial conditions:*

1. There is no oriented edge $e \in E(\vec{G})$ with the endpoint in r .
2. There is at most one cop standing at each vertex $v \in V(\vec{G})$.
3. Consider the set $B = \{u \in V_R \mid \exists v \in V_C, (u, v) \in E(\vec{G})\}$ of the “border” vertices. The out-degree of each $u \in B$ is exactly 1.

Then there exists a guarding game $\mathcal{G}' = (\vec{G}', V'_C, c')$, $\vec{G} \subseteq \vec{G}'$, $V_C \subseteq V'_C$ such that the following holds:

1. The robber-player wins \mathcal{G}' if and only if the robber-player wins the game \mathcal{G} .
2. If the robber-player does not place Robber on r in his first move, the cops win.
3. If the cop-player does not place the cops to completely cover S in his first move, he will lose.
4. The construction of \mathcal{G}' can be made in log-space.
5. $|\mathcal{G}'| = O(|\mathcal{G}|)$

Proof. Let $m = |\{v \in V_C \mid (u, v) \in E(\vec{G}), u \in V_R\}|$ be the number of vertices from V_C directly threatened (i.e., in distance 1) from robber-region.

Let us define the graph $\vec{G}' = (V', E')$ such that $V' = V(\vec{G}) \cup \{r\} \cup T$ where $T = \{t_1, \dots, t_m\}$ is the set of new vertices and $E' = E(\vec{G}) \cup \{(r, v) \mid v \in T \cup S\}$. Consider the game $\mathcal{G}' = (\vec{G}', V'_C, c')$ where $V'_C = V_C \cup T$ and $c' = c + m$. See Fig. 8 for illustration.

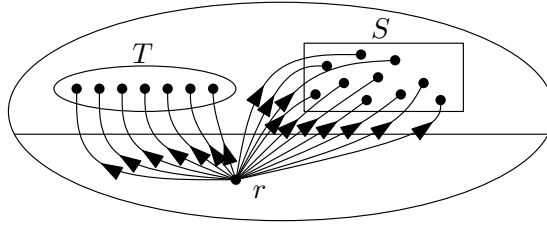


Fig. 8. Forcing starting positions

Suppose that the robber-player places Robber in the first move to some vertex $v \in V_R \setminus \{r\}$. Then there are m vertices in V_C directly threatened by edges going from V_R and because we have at least m cops available, the cops in the second move can occupy all these vertices and prevent Robber from entering V_C forever. So Robber must start at the vertex r . Then observe, that c cops must occupy the positions S and m cops must occupy the vertices T . If any cop does not start either on T or S , Robber wins in the next move. The cops on T remain there harmless to the end of the game. The cops cannot move until Robber decides to leave the vertex r . After that, the vertices in $V' \setminus V$ no longer affect the game, thus \mathcal{G}' exactly imitates \mathcal{G} .

The construction of \vec{G}' from \vec{G} can be realised by an iteration over the set of vertices and edges of \vec{G} , which means that the construction can be done in log-space. It is easy to see, that the number of vertices and edges we add is linear in the number of vertices of \vec{G} , proving the last statement. \square

Here we give the precise definition of log-space reductions via length order. Let $\Sigma = \{0, 1\}$ denote the alphabet and let Σ^+ denote all nonempty and finite words over the alphabet Σ . The function $f : \Sigma^+ \rightarrow \Sigma^+$ is *logspace-computable* if there is a deterministic Turing machine with a separate two-way read-only input tape, a read/write work tape, and a one-way output tape such that, when started with any word $w \in \Sigma^+$ on the input tape, the machine eventually halts with $f(w)$ on the output tape while having visited at most $\log |w|$ cells on the work tape. Let $\ell : \mathbb{N} \rightarrow \mathbb{R}$. The function f is *length $\ell(n)$ bounded* if $|f(w)| \leq \ell(|w|)$ for all $w \in \Sigma^+$.

Let $A, B \subseteq \Sigma^+$. A *transforms to B within logspace via f* (denoted by $A \preceq_{\log} B$ via f) if $f : \Sigma^+ \rightarrow \Sigma^+$ is logspace-computable function such that $w \in A \Leftrightarrow f(w) \in B$ for all $w \in \Sigma^+$.

Let B be a language and let \mathcal{L} be a class of languages. Then $\mathcal{L} \preceq_{\log} B$ if $A \preceq_{\log} B$ for all $A \in \mathcal{L}$. Furthermore, $\mathcal{L} \preceq_{\log} B$ *via length order $\ell(n)$* , $\ell : \mathbb{N} \rightarrow \mathbb{R}$, provided that for each $A \in \mathcal{L}$ there is a function f and constant $b \in \mathbb{N}$ such that $A \preceq_{\log} B$ via f and f is length $b\ell(n)$ bounded. The language B is \mathcal{L} -*complete under log-space reductions* if both $B \in \mathcal{L}$ and $\mathcal{L} \preceq_{\log} B$.

Proof (of Theorem 3). By Lemma 8, $\text{GUARD} \in \text{E}$. Consider a problem $L \in \text{E}$. By Theorem 9, L can be reduced to the formula satisfying game \mathcal{F} in log-space via length-order $n \log n$. By Theorem 24 there exists an equivalent (in the terms of the game outcome) guarding game $\mathcal{G} = (\vec{G}, V_C, c, S, r)$ with prescribed starting positions, together with other properties as stated by Theorem 24. By Lemma 25 applied on the game \mathcal{G} there is an equivalent guarding game \mathcal{G}' , $\mathcal{G} \subseteq \mathcal{G}'$, without prescribed starting positions. Thus, we reduced L to GUARD . By Lemma 11 and Lemma 25, the whole reduction can be done in log-space, via length order $n(\log n)^2$. Therefore, Theorem 3 is proved. \square

Proof (of Corollary 5). By the time hierarchy theorem, if $1 < a < b$, there is a problem X in $\text{DTIME}(b^n) \setminus \text{DTIME}(a^n)$. Thus, X is in E and we can use the reduction from Theorem 3. For an instance I of X of size n , we can construct in polynomial time an instance I' of GUARD of size $m = O(n(\log n)^2)$ so that deciding I' solves the instance I . By choice of n , this cannot be done in time a^n for all n . It remains to check that $n = \Omega(m/(\log m)^2)$. \square

Further questions

As we have already mentioned, the relation of the classes PSPACE and E is unclear as we only know that $\text{PSPACE} \neq \text{E}$ and the current state of the art is missing some deeper understanding of the relation. Therefore, the conjecture of

Fomin et al. whether GUARD is PSPACE-complete still remains open. However, we believe that the conjecture is not true.

For a guarding game $\mathcal{G} = (G, V_G, c)$, what happens if we restrict the size of strongly connected components of G ? If the sizes are restricted by 1, we get DAG, for which the decision problem is PSPACE-complete. For unrestricted sizes we have shown that \mathcal{G} is E-complete. Is there some threshold for \mathcal{G} to become E-complete from being PSPACE-complete? This may give us some insight into the original conjecture. Another interesting question is what happens if we bound the degrees of G by a constant. We are also working on forcing the starting position in the guarding game on undirected graphs in a way similar to Theorem 3.

Acknowledgements

We would like to thank Ruda Stolař for drawing initial versions of some pictures and for useful discussion. We thank Peter Golovach for giving a nice talk about the problem, which inspired us to work on it. We would also like to thank Jarik Nešetřil for suggesting some of the previous open questions and to Honza Kratochvíl for fruitful discussion of the paper structure.

References

1. Aigner, M., Fromme, M.: A game of cops and robbers. *Discrete Appl. Math.* 8(1), 1–11 (1984)
2. Alspach, B.: Searching and sweeping graphs: a brief survey. *Matematiche (Catania)* 59 (1-2), 5–37 (2006)
3. Anderson, M., Barrientos, C., Brigham, R., Carrington, J., Vitray, R., Yellen, J.: Maximum demand graphs for eternal security. *J. Combin. Math. Combin. Comput.* 61, 111–128 (2007)
4. Bonato, A., Nowakowski, R.: The game of cops and robbers on graphs. *Student Mathematical Library*, 61. AMS, Providence, RI, (2011).
5. Book, R. V.: Comparing complexity classes. *J. of Computer and System Sciences* 9(2), 213–229 (1974)
6. Burger, A.P., Cockayne, E.J., Grundlingh, W.R., Mynhardt, C.M., van Vuuren, J.H., Winterbach, W.: Infinite order domination in graphs. *J. Combin. Math. Combin. Comput.* 50, 179–194 (2004)
7. Fomin, F., Golovach, P., Hall, A., Mihalák, M., Vicari, E., Widmayer, P.: How to Guard a Graph? *Algorithmica* 61(4), 839–856 (2011)
8. Fomin, F.V., Golovach, P.A., Kratochvíl, J.: On tractability of Cops and Robbers Game. *Proceedings of the 5th IFIP International Conference on Theoretical Computer Science (TCS 2008)*, Springer-Verlag IFIP International Federation for Information Processing 237, 171–185 (2008)
9. Fomin, F.V., Golovach, P.A., Kratochvíl, J., Nisse, N., Suchan, K.: Pursuing a fast robber on a graph. *Theor. Comp. Sci.* 411, 1167–1181 (2010)
10. Fomin, F.V., Golovach, P.A., Lokshtanov, D.: Guard Games on Graphs: Keep the Intruder Out! *Theor. Comp. Sci.* 412(46), 6484–6497 (2011)
11. Fomin, F.V., Thilikos, D.M.: An annotated bibliography on guaranteed graph searching. *Theor. Comp. Sci.* 399, 236–245 (2008)

12. Goddard, W., Hedetniemi, S.M., Hedetniemi, S.T.: Eternal security in graphs. *J. Combin. Math. Combin. Comput.* 52, 169–180 (2005)
13. Goldstein, A.S., Reingold, E.M.: The complexity of pursuit on a graph. *Theor. Comp. Sci.* 143, 93–112 (1995)
14. Goldwasser, J., Klostermeyer, W.F.: Tight bounds for eternal dominating sets in graphs. *Discrete Math.* 308, 2589–2593 (2008)
15. Klostermeyer, W.F.: Complexity of Eternal Security. *J. Combin. Math. Combin. Comput.* 61, 135–141 (2007)
16. Klostermeyer, W.F., MacGillivray, G.: Eternal dominating sets in graphs. *J. Combin. Math. Combin. Comput.* 68, 97–111 (2009)
17. Klostermeyer, W.F., MacGillivray, G.: Eternally Secure Sets, Independence Sets, and Cliques. *AKCE International Journal of Graphs and Combinatorics*, 2, 119–122 (2005)
18. Klostermeyer, W.F., MacGillivray, G.: Eternal security in graphs of fixed independence number. *J. Combin. Math. Combin. Comput.* 63, 97–101 (2007)
19. Kinnersley, W.B.: Cops and Robbers is EXPTIME-complete. [arXiv:1309.5405](https://arxiv.org/abs/1309.5405) (2013).
20. Mamino, M.: On the computational complexity of a game of cops and robbers. *Theor. Comp. Sci.* 477 (2013), 48–56 (2013).
21. Nagamochi, H.: Cop-robber guarding game with cycle robber-region. *Theor. Comp. Sci.* 412, 383–390 (2011).
22. Nowakowski, R., Winkler, P.: Vertex-to-vertex pursuit in a graph. *Discrete Math.* 43(2-3), 235–239 (1983)
23. Quilliot, A.: Some results about pursuit games on metric spaces obtained through graph theory techniques. *European J. Combin.* 7(1), 55–66 (1986)
24. Stockmeyer, L., Chandra, A.: Provably Difficult Combinatorial Games. *SIAM J. Comput.* Volume 8, Issue 2, 151–174 (1979)
25. Šámal, R., Stolař, R., Valla, T.: Complexity of the Cop and Robber Guarding Game. *Proceedings of IWOCOA 2011*, Springer-Verlag Lecture Notes in Computer Science vol. 7056, 361–373 (2011)
26. Thirumala Reddy, T. V., Sai Krishna, D., Pandu Rangan, C.: The guarding problem – complexity and approximation. In *IWOCOA*, volume 5874 of *Lecture Notes in Computer Science*, 460–470, Springer (2009).