

SUM OF LYAPUNOV EXPONENTS OF THE HODGE BUNDLE WITH RESPECT TO THE TEICHMÜLLER GEODESIC FLOW

ALEX ESKIN, MAXIM KONTSEVICH, AND ANTON ZORICH

Symphony in Δ -Flat

CONTENTS

1. Introduction	2
1.1. Moduli spaces of Abelian and quadratic differentials	2
1.2. Volume element and action of the linear group.	3
1.3. Hodge bundle and Gauss–Manin connection	6
1.4. Lyapunov exponents	6
1.5. Regular invariant suborbifolds	7
1.6. Siegel–Veech constants	8
2. Sum of Lyapunov exponents for $SL(2, \mathbb{R})$ -invariant suborbifolds	10
2.1. Historical remarks	10
2.2. Sum of Lyapunov exponents	10
2.3. Genus zero and hyperelliptic loci	13
2.4. Positivity of several leading exponents	17
2.5. Siegel–Veech constant: values for certain invariant suborbifolds	19
3. Outline of proofs	22
3.1. Teichmüller discs.	22
3.2. Lyapunov exponents and curvature of the determinant bundle.	24
3.3. Sum of Lyapunov exponents for a Teichmüller curve	29
3.4. Riemann–Roch–Hirzebruch–Grothendieck Theorem	31
3.5. Determinant of Laplace operator on a Riemann surface	33
3.6. Determinant of Laplacian in the flat metric	33
3.7. Analytic Riemann–Roch Theorem	35
3.8. Hyperbolic metric with cusps	37
3.9. Relating flat and hyperbolic Laplacians by means of Polyakov formula	38
3.10. Comparison of relative determinants of Laplace operators near the boundary of the moduli space	39
3.11. Determinant of Laplacian near the boundary of the moduli space	40
3.12. The contribution of the boundary of moduli space	41
4. Geometric Compactification Theorem	42
4.1. Comparison of flat and hyperbolic geometry (after K. Rafi)	42
4.2. Flat pairs of pants	45
4.3. Geometric Compactification Theorem	46

2000 *Mathematics Subject Classification.* Primary 30F30, 32G15, 32G20, 57M50; Secondary 14D07, 37D25 .

Key words and phrases. Teichmüller geodesic flow, moduli space of quadratic differentials, Lyapunov exponent, Hodge norm, determinant of Laplacian, flat structure, saddle connection.

Research of the first author is partially supported by NSF grant. Research of the third author is partially tolerated by his family.

5. Analytic Riemann–Roch Theorem	47
5.1. Proof based on the results of J. Fay	48
5.2. Alternative proof based on results of A. Kokotov, D. Korotkin and P. Zograf	57
6. Relating flat and hyperbolic Laplacians by means of Polyakov formula	59
6.1. Polyakov formula revisited	59
6.2. Polyakov Formula applied to smoothed flat and hyperbolic metrics	60
6.3. Integration over a neighborhood of a cusp	61
7. Comparison of relative determinants of Laplace operators near the boundary of the moduli space	67
7.1. Asymptotic value of the relative integral	67
7.2. Estimate for the thick part.	71
7.3. Estimate for the thin part.	75
7.4. Estimate for the compact part	79
7.5. Uniform bound	80
8. Determinant of Laplacian near the boundary of the moduli space	81
8.1. Determinant of hyperbolic Laplacian near the boundary of the moduli space	81
8.2. Proof of Theorem 8	82
9. Cutoff near the boundary of the moduli space	84
9.1. Green’s Formula and cutoff near the boundary	85
9.2. Restriction to cylinders of large modulus sharing parallel core curves	86
9.3. The Determinant of the Laplacian and the Siegel–Veech constant	90
10. Evaluation of Siegel–Veech constants	92
10.1. Arithmetic Teichmüller discs	92
10.2. Siegel–Veech constants for square-tiled surfaces	94
Appendix A. Conjectural approximate values of individual Lyapunov exponents in small genera	98
Appendix B. Square-tiled surfaces and permutations	100
B.1. Alternative interpretation of Siegel–Veech constant for arithmetic Teichmüller discs	100
B.2. Non varying phenomenon	102
B.3. Global average	102
Acknowledgments	103
References	103

1. INTRODUCTION

1.1. Moduli spaces of Abelian and quadratic differentials. The moduli space \mathcal{H}_g of pairs (C, ω) where C is a smooth complex curve of genus g and ω is an Abelian differential (or, in the other words, a holomorphic 1-form) is a total space of a complex g -dimensional vector bundle over the moduli space \mathcal{M}_g of curves of genus g . The moduli space \mathcal{Q}_g of holomorphic quadratic differentials is a complex $(3g - 3)$ -dimensional vector bundle over the moduli space of curves \mathcal{M}_g . In all our considerations we always remove the zero sections from both spaces \mathcal{H}_g and \mathcal{Q}_g .

There are natural actions of \mathbb{C}^* on the spaces \mathcal{H}_g and \mathcal{Q}_g by multiplication of the corresponding Abelian or quadratic differential by a nonzero complex number. We

will also consider the corresponding projectivizations $P\mathcal{H}_g = \mathcal{H}_g/\mathbb{C}^*$ and $P\mathcal{Q}_g = \mathcal{Q}_g/\mathbb{C}^*$ of the spaces \mathcal{H}_g and \mathcal{Q}_g .

Stratification. Each of these two spaces is naturally stratified by the degrees of zeroes of the corresponding Abelian differential or by orders of zeroes of the corresponding quadratic differential. (We try to apply the word “degree” for the zeroes of *Abelian* differentials reserving the word “order” for the zeroes of *quadratic* differentials.) We denote the strata by $\mathcal{H}(m_1, \dots, m_n)$ and $\mathcal{Q}(d_1, \dots, d_n)$ correspondingly. Here $m_1 + \dots + m_n = 2g - 2$ and $d_1 + \dots + d_n = 4g - 4$. By $P\mathcal{H}(m_1, \dots, m_n)$ and $P\mathcal{Q}(d_1, \dots, d_n)$ we denote the projectivizations of the corresponding strata. We shall also consider slightly more general strata of meromorphic quadratic differentials with at most simple poles, for which we use the same notation $\mathcal{Q}(d_1, \dots, d_n)$ allowing to certain d_j be equal to -1 .

The dimension of a stratum of Abelian differentials is expressed as

$$\dim_{\mathbb{C}} \mathcal{H}(m_1, \dots, m_n) = 2g + n - 1.$$

The dimension of a stratum of quadratic differentials which are not global squares of an Abelian differentials is expressed as

$$\dim_{\mathbb{C}} \mathcal{Q}(d_1, \dots, d_n) = 2g + n - 2$$

Note that, in general, the strata do not have the structure of a bundle over the moduli space \mathcal{M}_g , in particular, it is clear from the formulae above that some strata have dimension smaller than the dimension of \mathcal{M}_g .

Period coordinates. Consider a small neighborhood $U(C_0, \omega_0)$ of a “point” (C_0, ω_0) in a stratum of Abelian differentials $\mathcal{H}(m_1, \dots, m_n)$. Any Abelian differential ω defines an element $[\omega]$ of the relative cohomology $H^1(C, \{\text{zeroes of } \omega\}; \mathbb{C})$. For a sufficiently small neighborhood of a generic “point” (C_0, ω_0) the resulting map from U to the relative cohomology is a bijection, and one can use an appropriate domain in the relative cohomology $H^1(C, \{\text{zeroes of } \omega\}; \mathbb{C})$ as a coordinate chart in the stratum $\mathcal{H}(m_1, \dots, m_n)$.

Chose some basis of cycles in $H_1(S, \{P_1, \dots, P_n\}; \mathbb{Z})$. By Z_1, \dots, Z_{2g+n-1} we denote the corresponding relative periods which serve as local coordinates in the stratum $\mathcal{H}(m_1, \dots, m_n)$. Similarly, one can use $(Z_1 : Z_2 : \dots : Z_{2g+n-1})$ as projective coordinates in $P\mathcal{H}(m_1, \dots, m_n)$.

The situation with the strata $\mathcal{Q}(d_1, \dots, d_n)$ of meromorphic quadratic differentials with at most simple poles, which do not correspond to global squares of Abelian differentials, is analogous. We first pass to the canonical double cover $p : \hat{S} \rightarrow S$ where $p^*q = \hat{\omega}^2$ becomes a global square of an Abelian differential $\hat{\omega}$ and then use the subspace $H^1_-(\hat{S}, \{\text{zeroes of } \hat{\omega}\}; \mathbb{C})$ antiinvariant under the natural involution to construct coordinate charts. Thus, we again use a certain subcollection of relative periods Z_1, \dots, Z_k of the Abelian differential $\hat{\omega}$ as coordinates in the stratum $\mathcal{Q}(d_1, \dots, d_n)$. Passing to the projectivization $P\mathcal{Q}(d_1, \dots, d_n)$ we use projective coordinates $(Z_1 : Z_2 : \dots : Z_k)$.

1.2. Volume element and action of the linear group. The vector space

$$H^1(S, \{\text{zeroes of } \omega\}; \mathbb{C})$$

considered over real numbers is endowed with a natural integer lattice, namely with the lattice $H^1(S, \{\text{zeroes of } \omega\}; \mathbb{Z} \oplus i\mathbb{Z})$. Consider a linear volume element in this vector space normalized in such way that a fundamental domain of the

lattice has area one. Since relative cohomology serve as local coordinates in the stratum, the resulting volume element defines a natural measure ν in the stratum $\mathcal{H}(m_1, \dots, m_n)$. It is easy to see that the measure ν does not depend on the choice of local coordinates used in the construction, so the volume element ν is defined canonically.

The canonical volume element in a stratum $\mathcal{Q}(d_1, \dots, d_n)$ of meromorphic quadratic differentials with at most simple poles is defined analogously using the vector space

$$H_-^1(S, \{\text{zeroes of } \hat{\omega}\}; \mathbb{C})$$

described above and the natural lattice inside it.

Flat structure. A quadratic differential q with at most simple poles canonically defines a flat metric $|q|$ with conical singularities on the underlying Riemann surface C .

If the quadratic differential is a global square of an Abelian differential, $q = \omega^2$, the linear holonomy of the flat metric is trivial; if not, the holonomy representation in the group $\mathbb{Z}/2\mathbb{Z}$ is nontrivial. We denote the resulting flat surface by $S = (C, \omega)$ or $S = (C, q)$ correspondingly.

A zero of order d of the quadratic differential corresponds to a conical point with the cone angle $\pi(d+2)$. In particular, a simple pole corresponds to a conical point with the cone angle π . If the quadratic differential is a global square of an Abelian differential, $q = \omega^2$, then a zero of degree m of ω corresponds to a conical point with the cone angle $2\pi(m+1)$.

When $q = \omega^2$ the area of the surface S in the associated flat metric is defined in terms of the corresponding Abelian differential as

$$\text{Area}(S) = \int_C |q| = \frac{i}{2} \int_C \omega \wedge \bar{\omega}.$$

When the quadratic differential is not a global square of an Abelian differential, one can express the flat area in terms of the Abelian differential on the canonical double cover where $p^*q = \hat{\omega}^2$:

$$\text{Area}(S) = \int_C |q| = \frac{i}{4} \int_{\hat{C}} \hat{\omega} \wedge \bar{\hat{\omega}}.$$

By $\mathcal{H}_1(m_1, \dots, m_n)$ and $\mathcal{Q}_1(d_1, \dots, d_n)$ we denote the real hypersurfaces in the corresponding strata defined by the equation $\text{Area}(S) = 1$. We call these hypersurfaces by the same word “strata” taking care that it does not provoke ambiguity.

Group action. Let $X_j = \text{Re}(Z_j)$ and let $Y_j = \text{Im}(Z_j)$. Let us rewrite the vector of periods (Z_1, \dots, Z_{2g+n-1}) in two lines

$$\begin{pmatrix} X_1 & X_2 & \dots & X_{2g+n-1} \\ Y_1 & Y_2 & \dots & Y_{2g+n-1} \end{pmatrix}$$

The group $\text{GL}_+(2, \mathbb{R})$ of 2×2 -matrices with positive determinant acts on the left on the above matrix of periods as

$$\begin{pmatrix} g_{11} & g_{12} \\ g_{21} & g_{22} \end{pmatrix} \cdot \begin{pmatrix} X_1 & X_2 & \dots & X_{2g+n-1} \\ Y_1 & Y_2 & \dots & Y_{2g+n-1} \end{pmatrix}$$

Considering the lines of resulting product as the real and the imaginary parts of periods of a new Abelian differential, we define an action of $\text{GL}_+(2, \mathbb{R})$ on the

stratum $\mathcal{H}(m_1, \dots, m_n)$ in period coordinates. Thus, in the canonical local affine coordinates, this action is the action of $\mathrm{GL}_+(2, \mathbb{R})$ on the vector space

$$\begin{aligned} H^1(C, \{\text{zeroes of } \omega\}; \mathbb{C}) &\simeq \mathbb{C} \otimes H^1(C, \{\text{zeroes of } \omega\}; \mathbb{R}) \simeq \\ &\simeq \mathbb{R}^2 \otimes H^1(C, \{\text{zeroes of } \omega\}; \mathbb{R}) \end{aligned}$$

through the first factor in the tensor product.

The action of the linear group on the strata $\mathcal{Q}(d_1, \dots, d_n)$ is defined completely analogously in period coordinates $H^1_-(C, \{\text{zeroes of } \hat{\omega}\}; \mathbb{C})$. The only difference is that now we have the action of the group $\mathrm{PSL}(2, \mathbb{R})$ since $p^*q = \hat{\omega}^2 = (-\hat{\omega})^2$, and the subgroup $\{\mathrm{Id}, -\mathrm{Id}\}$ acts trivially on the strata of quadratic differentials.

Remark. One should not confuse the trivial action of the element $-\mathrm{Id}$ on quadratic differentials with multiplication by -1 : the latter corresponds to multiplication of the Abelian differential $\hat{\omega}$ by i , and is represented by the matrix $\begin{pmatrix} 0 & 1 \\ -1 & 0 \end{pmatrix}$.

From this description it is clear that the subgroup $\mathrm{SL}(2, \mathbb{R})$ preserves the measure ν and the function Area, and, thus, it keeps invariant the “unit hyperboloids” $\mathcal{H}_1(m_1, \dots, m_n)$ and $\mathcal{Q}_1(d_1, \dots, d_n)$. Let

$$a(S) := \mathrm{Area}(S)$$

The measure ν in the stratum defines canonical measure

$$\nu_1 := \frac{\nu}{da}$$

on the “unit hyperboloid” $\mathcal{H}_1(m_1, \dots, m_n)$ (correspondingly on $\mathcal{Q}_1(d_1, \dots, d_n)$). It follows immediately from the definition of the group action that the group $\mathrm{SL}(2, \mathbb{R})$ preserves the measures ν and ν_1 .

The following two Theorems proved independently by H. Masur [M1] and by W. Veech [V1] are fundamental for the study of dynamics in the Teichmüller space.

Theorem (H. Masur; W. Veech). *The total volume of any stratum $\mathcal{H}_1(m_1, \dots, m_n)$ of Abelian differentials and of any stratum $\mathcal{Q}_1(d_1, \dots, d_n)$ of meromorphic quadratic differentials with at most simple poles with respect to the measure ν_1 is finite.*

Note that the strata might have up to three connected components. The connected components of the strata were classified by the authors for Abelian differentials [KZ2] and by E. Laneeau [La1] for the strata of meromorphic quadratic differentials with at most simple poles.

Remark 1.1. The volumes of the connected components of the strata of Abelian differentials were effectively computed by A. Eskin and A. Okounkov [EO]. The volume of any connected component of any stratum of Abelian differentials has the form $r \cdot \pi^{2g}$, where r is a rational number. The exact numerical values of the corresponding rational numbers are currently tabulated up to genus ten (up to genus 60 for some individual strata like the principal one).

Theorem (H. Masur; W. Veech). *The action of the one-parameter subgroup of $\mathrm{SL}(2, \mathbb{R})$ (correspondingly of $\mathrm{PSL}(2, \mathbb{R})$) represented by the matrices*

$$G_t = \begin{pmatrix} e^t & 0 \\ 0 & e^{-t} \end{pmatrix}$$

is ergodic with respect to the measure ν_1 on each connected component of each stratum $\mathcal{H}_1(m_1, \dots, m_n)$ of Abelian differentials and on each connected component of each stratum $\mathcal{Q}_1(d_1, \dots, d_n)$ of meromorphic quadratic differentials with at most simple poles.

The projection of trajectories of the corresponding group action to the moduli space of curves \mathcal{M}_g correspond to Teichmüller geodesics in the natural parametrization, so the corresponding flow G_t on the strata is called the “Teichmüller geodesic flow”. Notice, however, that the Teichmüller metric is not a Riemannian metric, but only a Finsler metric.

1.3. Hodge bundle and Gauss–Manin connection. A complex structure on the Riemann surface C underlying a flat surface S of genus g determines a complex g -dimensional space of holomorphic 1-forms $\Omega(C)$ on C , and the Hodge decomposition

$$H^1(C; \mathbb{C}) = H^{1,0}(C) \oplus H^{0,1}(C) \simeq \Omega(C) \oplus \bar{\Omega}(C) .$$

The intersection form

$$(1.1) \quad \langle \omega_1, \omega_2 \rangle := \frac{i}{2} \int_C \omega_1 \wedge \bar{\omega}_2$$

is positive-definite on $H^{1,0}(C)$ and negative-definite on $H^{0,1}(C)$.

The projections $H^{1,0}(C) \rightarrow H^1(C; \mathbb{R})$, acting as $[\omega] \mapsto [\operatorname{Re}(\omega)]$ and $[\omega] \mapsto [\operatorname{Im}(\omega)]$ are isomorphisms of vector spaces over \mathbb{R} . The Hodge operator $*$: $H^1(C; \mathbb{R}) \rightarrow H^1(C; \mathbb{R})$ acts as the inverse of the first isomorphism composed with the second one. In other words, given $v \in H^1(C; \mathbb{R})$, there exists a unique holomorphic form $\omega(v)$ such that $v = [\operatorname{Re}(\omega(v))]$; the dual $*v$ is defined as $[\operatorname{Im}(\omega)]$.

Define the *Hodge norm* of $v \in H^1(C, \mathbb{R})$ as

$$\|v\|^2 = \langle \omega(v), \omega(v) \rangle$$

Passing from an individual Riemann surface to the moduli stack \mathcal{M}_g of Riemann surfaces, we get vector bundles $H_{\mathbb{C}}^1 = H^{1,0} \oplus H^{0,1}$, and $H_{\mathbb{R}}^1$ over \mathcal{M}_g with fibers $H^1(C, \mathbb{C}) = H^{1,0}(C) \oplus H^{0,1}(C)$, and $H^1(C, \mathbb{R})$ correspondingly over $C \in \mathcal{M}_g$. The vector bundle $H^{1,0}$ is called the *Hodge bundle*. When the context excludes any possible ambiguity we also refer to each of the bundles $H_{\mathbb{C}}^1$ and to $H_{\mathbb{R}}^1$ as *Hodge bundle*.

Using integer lattices $H^1(C, \mathbb{Z} \oplus i\mathbb{Z})$ and $H^1(C, \mathbb{Z})$ in the fibers of these vector bundles we can canonically identify fibers over nearby Riemann surfaces. This identification is called the *Gauss–Manin connection*. The Hodge norm is not preserved by the Gauss–Manin connection and the splitting $H_{\mathbb{C}}^1 = H^{1,0} \oplus H^{0,1}$ is not covariantly constant with respect to this connection.

1.4. Lyapunov exponents. Informally, the Lyapunov exponents of a vector bundle endowed with a connection can be viewed as logarithms of mean eigenvalues of monodromy of the vector bundle along a flow on the base.

In the case of the Hodge bundle, we take a fiber of $H_{\mathbb{R}}^1$ and pull it along a Teichmüller geodesic on the moduli space. We wait till the geodesic winds a lot and comes close to the initial point and then compute the resulting monodromy matrix $A(t)$. Finally, we compute logarithms of eigenvalues of $A^T A$, and normalize them by twice the length t of the geodesic. By the Oseledets multiplicative ergodic theorem, for almost all choices of initial data (starting point, starting direction) the

resulting $2g$ real numbers converge as $t \rightarrow \infty$, to limits which do not depend on the initial data within an ergodic component of the flow. These limits $\lambda_1 \geq \dots \geq \lambda_{2g}$ are called the *Lyapunov exponents* of the Hodge bundle along the Teichmüller flow.

The matrix $A(t)$ preserves the intersection form on cohomology, so it is symplectic. This implies that Lyapunov spectrum of the Hodge bundle is symmetric with respect to the sign interchange, $\lambda_j = -\lambda_{2g-j+1}$. Moreover, from elementary geometric arguments it follows that one always has $\lambda_1 = 1$. Thus, the Lyapunov spectrum is defined by the remaining nonnegative Lyapunov exponents

$$\lambda_2 \geq \dots \geq \lambda_g .$$

Given a vector bundle endowed with a norm and a connection we can construct other natural vector bundles endowed with a norm and a connection: it is sufficient to apply elementary linear-algebraic constructions (direct sums, exterior products, etc.) The Lyapunov exponents of these new bundles might be expressed in terms of the Lyapunov exponents of the initial vector bundle. For example, the Lyapunov spectrum of a k th exterior power of a vector bundle (where k is not bigger than a dimension of a fiber) is represented by all possible sums

$$\lambda_{j_1} + \dots + \lambda_{j_k} \quad \text{where } j_1 < j_2 < \dots < j_k$$

of k -tuples of Lyapunov exponents of the initial vector bundle.

1.5. Regular invariant suborbifolds. For a subset $\mathcal{M}_1 \subset \mathcal{H}_1(m_1, \dots, m_n)$ we write

$$\mathbb{R}\mathcal{M}_1 = \{(M, t\omega) \mid (M, \omega) \in \mathcal{M}_1, \quad t \in \mathbb{R}\} \subset \mathcal{H}(m_1, \dots, m_n) .$$

Let $a(S) := \text{Area}(S)$.

Conjecture 1. *Let $\mathcal{H}(m_1, \dots, m_n)$ be a stratum of Abelian differentials. Let ν_1 be an ergodic $\text{SL}(2, \mathbb{R})$ -invariant probability measure on $\mathcal{H}_1(m_1, \dots, m_n)$. Then*

- (i) *The support of ν_1 is a suborbifold \mathcal{M}_1 of $\mathcal{H}_1(m_1, \dots, m_n)$. In cohomological local coordinates $H^1(S, \{\text{zeroes}\}; \mathbb{C})$, the suborbifold $\mathcal{M} = \mathbb{R}\mathcal{M}_1$ of $\mathcal{H}(m_1, \dots, m_n)$ is represented by a complex affine subspace, such that the associated linear subspace is invariant under complex conjugation.*
- (ii) *Let ν be the measure on \mathcal{M} such that $d\nu = d\nu_1 da$. Then ν is affine, i.e. it is an affine linear measure in the cohomological local coordinates $H^1(S, \{\text{zeroes}\}; \mathbb{C})$.*

We say that a suborbifold \mathcal{M}_1 , for which there exists a measure ν_1 such that the pair (\mathcal{M}_1, ν_1) satisfies (i) and (ii), is an *invariant suborbifold*.

Conjecture 2. *The closure of any $\text{SL}(2, \mathbb{R})$ -orbit is an invariant suborbifold.*

These conjectures have been proved by C. McMullen in genus 2, see [McM]. They are also known in a few other special cases, see [EMkMr] and [CW]. A proof of Conjecture 1 has been recently announced by A. Eskin and M. Mirzakhani [EMi]; a proof of Conjecture 2 has been recently announced by A. Eskin, M. Mirzakhani and A. Mohammadi [EMiMo].

Definition 1. An invariant suborbifold is *regular* if in addition to (i) and (ii) it satisfies the following technical condition:

- (iii) For $K > 0$ and $\varepsilon > 0$ let $\mathcal{M}_1(K, \varepsilon) \subset \mathcal{M}_1$ denote the set of surfaces which contain two non-parallel cylinders C_1, C_2 , such that for $i = 1, 2$, $\text{Mod}(C_i) > K$ and $w(C_i) < \varepsilon$. An invariant suborbifold is called *regular* if there exists a $K > 0$, such that

$$(1.2) \quad \lim_{\varepsilon \rightarrow 0} \frac{\nu_1(\mathcal{M}_1(K, \varepsilon))}{\varepsilon^2} = 0.$$

All known examples of invariant suborbifolds are regular, and we believe this is always the case. In the rest of the paper we consider only regular invariant suborbifolds. (However, the condition (iii) is used only in section 9.)

Remark. In view of Conjecture 1, in this paper we consider only density measures; moreover, densities always correspond to volume forms on appropriate suborbifolds. Depending on a context we use one of the three related structures mostly referring to any of them just as a “measure”. Also, if \mathcal{M}_1 is a regular invariant suborbifold, we often write $c_{\text{area}}(\mathcal{M}_1)$ instead of $c_{\text{area}}(\nu_1)$.

Remark. We say that a subset \mathcal{M}_1 of a stratum of quadratic differentials is a regular invariant suborbifold if under the canonical double cover construction it corresponds to a regular invariant suborbifold of a stratum of Abelian differentials. See section 2 for details.

1.6. Siegel–Veech constants. Let S be a flat surface in some stratum of Abelian or quadratic differentials. Together with every closed regular geodesic γ on S we have a bunch of parallel closed regular geodesics filling a maximal cylinder cyl having a conical singularity at each of the two boundary components. By the *width* w of a cylinder we call the flat length of each of the two boundary components, and by the *height* h of a cylinder — the flat distance between the boundary components.

The number of maximal cylinders filled with regular closed geodesics of bounded length $w(\text{cyl}) \leq L$ is finite. Thus, for any $L > 0$ the following quantity is well-defined:

$$(1.3) \quad N_{\text{area}}(S, L) := \frac{1}{\text{Area}(S)} \sum_{\substack{\text{cyl} \subset S \\ w(\text{cyl}) < L}} \text{Area}(\text{cyl})$$

The following theorem is a special case of a fundamental result of W. Veech, [V2] considered by Y. Vorobets in [Vb]:

Theorem (W. Veech; Ya. Vorobets). *Let ν_1 be an ergodic $\text{SL}(2, \mathbb{R})$ -invariant probability measure (correspondingly $\text{PSL}(2, \mathbb{R})$ -invariant probability measure) on a stratum $\mathcal{H}_1(m_1, \dots, m_n)$ of Abelian differentials (correspondingly on a stratum $\mathcal{Q}_1(d_1, \dots, d_n)$ of meromorphic quadratic differentials with at most simple poles) of area one. Then, the following ratio is constant (i.e. does not depend on the value of a positive parameter L):*

$$(1.4) \quad \frac{1}{\pi L^2} \int N_{\text{area}}(S, L) d\nu_1 = c_{\text{area}}(\nu_1)$$

This formula is called a *Siegel–Veech formula*, and the corresponding constant $c_{\text{area}}(\nu_1)$ is called the *Siegel–Veech constant*.

Conjecture 3. *For any regular $\mathrm{SL}(2, \mathbb{R})$ -invariant suborbifold \mathcal{M}_1 in any stratum of Abelian differentials the corresponding Siegel–Veech constant $\pi^2 \cdot c_{\mathrm{area}}(\mathcal{M}_1)$ is a rational number.*

By Lemma 1.1 below an affirmative answer to this conjecture automatically implies an affirmative answer to the analogous conjecture for invariant suborbifolds in the strata of meromorphic quadratic differentials with at most simple poles.

Let ν_1 be an ergodic $\mathrm{PSL}(2, \mathbb{R})$ -invariant probability measure on a stratum $\mathcal{Q}_1(d_1, \dots, d_n)$ of meromorphic quadratic differentials with at most simple poles, which are *not* the global squares of Abelian differentials. Passing to a canonical double cover $p : \hat{C} \rightarrow C$, where p^*q becomes a global square of an Abelian differential we get an induced $\mathrm{SL}(2, \mathbb{R})$ -invariant probability measure $\hat{\nu}_1$ on the resulting stratum $\mathcal{H}_1(m_1, \dots, m_k)$. The degrees m_j of the corresponding Abelian differential $\hat{\omega}$ are given by formula (2.5) in section 2.2 below. We shall need the following relation between the Siegel–Veech constant $c_{\mathrm{area}}(\hat{\nu}_1)$ of the induced invariant measure $\hat{\nu}_1$ in terms of the Siegel–Veech constant $c_{\mathrm{area}}(\nu_1)$ of the initial measure ν_1 .

Lemma 1.1. *Let $\hat{\nu}_1$ be an $\mathrm{SL}(2, \mathbb{R})$ -invariant probability measure on a stratum $\mathcal{H}_1(m_1, \dots, m_k)$ induced from a $\mathrm{PSL}(2, \mathbb{R})$ -invariant probability measure on a stratum $\mathcal{Q}_1(d_1, \dots, d_n)$ by the canonical double cover construction. The Siegel–Veech constants of the two measures are related as follows:*

$$c_{\mathrm{area}}(\hat{\nu}_1) = 2 c_{\mathrm{area}}(\nu_1)$$

Proof. Consider any flat surface $S = (C, q)$ in the support of the measure ν_1 . The linear holonomy of the flat metric on S along any closed flat geodesic is trivial. Thus, the waist curves of cylinders on S are lifted to closed flat geodesics on the canonical double cover \hat{S} of the same length as downstairs. Hence, the total area $\mathrm{Area}(\widehat{\mathrm{cyl}})$ swaped by each family of parallel closed geodesics on the double cover \hat{S} doubles with respect to the corresponding area downstairs. Since $\mathrm{Area} \hat{S} = 2 \mathrm{Area} S$ we get

$$N_{\mathrm{area}}(\hat{S}, L) = \sum_{\substack{\widehat{\mathrm{cyl}} \subset \hat{S} \\ w(\widehat{\mathrm{cyl}}) < L}} \frac{\mathrm{Area}(\widehat{\mathrm{cyl}})}{\mathrm{Area}(\hat{S})} = \sum_{\substack{\mathrm{cyl} \subset S \\ w(\mathrm{cyl}) < L}} \frac{\mathrm{Area}(\mathrm{cyl})}{\mathrm{Area}(S)} = N_{\mathrm{area}}(S, L)$$

For a flat surface M denote by $M_{(1)}$ a proportionally rescaled flat surface of area one. The definition of $N_{\mathrm{area}}(M, L)$ immediately implies that for any $L > 0$

$$N_{\mathrm{area}}(M_{(1)}, L) = N_{\mathrm{area}}\left(M, \sqrt{\mathrm{Area}(M)}L\right).$$

Hence,

$$\begin{aligned} c_{\mathrm{area}}(\hat{\nu}_1) &:= \frac{1}{\pi L^2} \int N_{\mathrm{area}}(\hat{S}_{(1)}, L) d\hat{\nu}_1 = \frac{1}{\pi L^2} \int N_{\mathrm{area}}\left(\hat{S}, \sqrt{\mathrm{Area}(\hat{S})}L\right) d\hat{\nu}_1 = \\ &= \frac{2}{\pi (\sqrt{2}L)^2} \int N_{\mathrm{area}}\left(\hat{S}, \sqrt{2}L\right) d\hat{\nu}_1 = \frac{2}{\pi R^2} \int N_{\mathrm{area}}(S, R) d\nu_1 = 2 c_{\mathrm{area}}(\nu_1), \end{aligned}$$

where we used the notation $R := \sqrt{2}L$. □

2. SUM OF LYAPUNOV EXPONENTS FOR $SL(2, \mathbb{R})$ -INVARIANT SUBORBIFOLDS

2.1. Historical remarks. There are no general methods of evaluation of Lyapunov exponents unless the base is a homogeneous space or unless the vector bundle has real 1-dimensional equivariant subbundles. However, in some cases it is possible to evaluate Lyapunov exponents approximately through computer simulation of the corresponding dynamical system. Such experiments with *Rauzy–Veech induction* (a discrete model of the Teichmüller geodesic flow) performed by the authors in 1995–1996, indicated a surprising rationality of the sums $\lambda_1 + \dots + \lambda_g$ of Lyapunov exponents of the Hodge bundle with respect to Teichmüller flow on strata of Abelian and quadratic differentials, see [KZ1]. An explanation of this phenomenon was given by M. Kontsevich in [K] and then developed by G. Forni [Fo1].

It took us almost fifteen years to collect and assemble all necessary ingredients to obtain and justify an explicit formula for the sums $\lambda_1 + \dots + \lambda_g$. In particular, to obtain explicit numerical values of these sums, one needs to know the classification of connected components of the strata (which was performed by M. Kontsevich and A. Zorich [KZ1] and by E. Laneeau [La1]); one needs to compute volumes of these components (they are computed in the papers of A. Eskin, A. Okounkov, and R. Pandharipande [EO], [EOP]); one also has to know a description of the principal boundary of the components of the strata, and values of the corresponding Siegel–Veech constants (obtained by A. Eskin, H. Masur and A. Zorich in [EMZ] and [MZ]).

Several important subjects related to the study of the Lyapunov spectrum remain beyond the scope of our consideration. We address the reader to the original paper of G. Forni [Fo1], to the survey [Fo2] and to the recent papers [F3], [T] for the very important issues of *determinant locus* and of *nonuniform hyperbolicity*. We address the reader to the paper [AvVi] of A. Avila and M. Viana for the proof of *simplicity of the spectrum* of Lyapunov exponents for connected components of the strata of Abelian differentials. For invariant suborbifolds of the strata of Abelian differentials in genus two (see [Ba1], [Ba2]) and for certain special Teichmüller curves, the Lyapunov exponents are computed individually, see [BwMö], [EKZ], [Fo2], [FMZ1].

2.2. Sum of Lyapunov exponents. Now we are ready to formulate principal results of our paper.

Theorem 1. *Let \mathcal{M}_1 be any closed connected regular $SL(2, \mathbb{R})$ -invariant suborbifold of some stratum $\mathcal{H}_1(m_1, \dots, m_n)$ of Abelian differentials, where $m_1 + \dots + m_n = 2g - 2$. The top g Lyapunov exponents of the of the Hodge bundle $H_{\mathbb{R}}^1$ over \mathcal{M}_1 along the Teichmüller flow satisfy the following relation:*

$$(2.1) \quad \lambda_1 + \dots + \lambda_g = \frac{1}{12} \cdot \sum_{i=1}^n \frac{m_i(m_i + 2)}{m_i + 1} + \frac{\pi^2}{3} \cdot c_{area}(\mathcal{M}_1)$$

where $c_{area}(\mathcal{M}_1)$ is the Siegel–Veech constant corresponding to the regular suborbifold \mathcal{M}_1 . The leading Lyapunov exponent λ_1 is equal to one.

We prove Theorem 1 and formula (2.1) in the very end of section 3.

Remark. For all known regular $SL(2, \mathbb{R})$ -invariant suborbifolds, in particular, for connected components of the strata and for preimages of Teichmüller curves, the sum of the Lyapunov exponents is rational. However, currently we do not have a

proof of rationality of the sum of the Lyapunov exponents for *any* regular $\mathrm{SL}(2, \mathbb{R})$ -invariant suborbifold.

Let us proceed with a consideration of sums of Lyapunov exponents in the case of meromorphic quadratic differentials with at most simple poles. Let S be a flat surface of genus g in a stratum $\mathcal{Q}(d_1, \dots, d_n)$ of quadratic differentials, where $d_1 + \dots + d_n = 4g - 4$. Similarly to the case of Abelian differentials we have the Hodge bundle $H_{\mathbb{R}}^1$ over $\mathcal{Q}(d_1, \dots, d_n)$ with a fiber $H^1(S, \mathbb{R})$ over a “point” S . As before this vector bundle is endowed with the Hodge norm and with the Gauss–Manin connection. We denote the Lyapunov exponents corresponding to the action of the Teichmüller geodesic flow on this vector bundle by $\lambda_1^+ \geq \dots \geq \lambda_g^+$.

Consider a canonical (possibly ramified) double cover $p : \hat{S} \rightarrow S$ such that $p^*q = (\hat{\omega})^2$, where $\hat{\omega}$ is an Abelian differential on the Riemann surface \hat{S} . This double cover has ramification points at all zeroes of odd orders of q and at all simple poles, and no other ramification points. It would be convenient to introduce the following notation:

$$(2.2) \quad g_{\mathrm{eff}} := \hat{g} - g$$

By construction the double cover \hat{S} is endowed with a natural involution $\sigma : \hat{S} \rightarrow \hat{S}$ interchanging the two sheets of the cover. We can decompose the vector space $H^1(\hat{S}, \mathbb{R})$ into a direct sum of subspaces $H_+^1(\hat{S}, \mathbb{R})$ and $H_-^1(\hat{S}, \mathbb{R})$ which are correspondingly invariant and anti-invariant with respect to the induced involution $\sigma^* : H^1(\hat{S}, \mathbb{R}) \rightarrow H^1(\hat{S}, \mathbb{R})$ on cohomology. Note that topology of the ramified cover $\hat{S} \rightarrow S$ is the same for all flat surfaces in the stratum $\mathcal{Q}(d_1, \dots, d_n)$. Thus, we get two natural vector bundles over $\mathcal{Q}(d_1, \dots, d_n)$ which we denote by H_+^1 and by H_-^1 . By construction, these vector bundles are equivariant with respect to the $\mathrm{PSL}(2, \mathbb{R})$ -action; they are endowed with the Hodge norm and with the Gauss–Manin connection.

Clearly, the vector bundle H_+^1 is canonically isomorphic to the initial Hodge bundle $H_{\mathbb{R}}^1$: it corresponds to cohomology classes pulled back from S to \hat{S} by the projection $p : \hat{S} \rightarrow S$. Hence,

$$\dim H_-^1 = \dim H_-^1(\hat{S}, \mathbb{R}) = 2g_{\mathrm{eff}}$$

We denote the top g_{eff} Lyapunov exponents corresponding to the action of the Teichmüller geodesic flow on the vector bundle H_-^1 by $\lambda_1^- \geq \dots \geq \lambda_{g_{\mathrm{eff}}}^-$.

Theorem 2. *Consider a stratum $\mathcal{Q}_1(d_1, \dots, d_n)$ in the moduli space of quadratic differentials with at most simple poles, where $d_1 + \dots + d_n = 4g - 4$. Let \mathcal{M}_1 be any regular $\mathrm{PSL}(2, \mathbb{R})$ -invariant suborbifold of $\mathcal{Q}_1(d_1, \dots, d_n)$.*

a) The Lyapunov exponents $\lambda_1^+ \geq \dots \geq \lambda_g^+$ of the invariant subbundle H_+^1 of the Hodge bundle over \mathcal{M}_1 along the Teichmüller flow satisfy the following relation:

$$(2.3) \quad \lambda_1^+ + \dots + \lambda_g^+ = \frac{1}{24} \sum_{j=1}^n \frac{d_j(d_j + 4)}{d_j + 2} + \frac{\pi^2}{3} \cdot c_{\mathrm{area}}(\mathcal{M}_1)$$

where $c_{\mathrm{area}}(\mathcal{M}_1)$ is the Siegel–Veech constant corresponding to the suborbifold \mathcal{M}_1 . By convention the sum in the left-hand side of equation (2.3) is defined to be equal to zero for $g = 0$.

b) The Lyapunov exponents $\lambda_1^- \geq \dots \geq \lambda_{g_{\text{eff}}}^-$ of the anti-invariant subbundle H_-^1 of the Hodge bundle over \mathcal{M}_1 along the Teichmüller flow satisfy the following relation:

$$(2.4) \quad (\lambda_1^- + \dots + \lambda_{g_{\text{eff}}}^-) - (\lambda_1^+ + \dots + \lambda_g^+) = \frac{1}{4} \cdot \sum_{\substack{j \text{ such that} \\ d_j \text{ is odd}}} \frac{1}{d_j + 2}$$

The leading Lyapunov exponent λ_1^- is equal to one.

We prove part (a) of Theorem 2 and formula (2.3) in the very end of section 3.

Proof of part (b) of Theorem 2. Recall that we reserve the word “degree” for the zeroes of Abelian differentials and the word “order” for the zeroes of quadratic differentials.

Let the covering flat surface \hat{S} belong to the stratum $\mathcal{H}(m_1, \dots, m_k)$. The resulting holomorphic form $\hat{\omega}$ on \hat{S} has zeroes of the following degrees:

A singularity of order d of q on S

$$(2.5) \quad \text{gives rise to } \begin{cases} \text{two zeroes of } \hat{\omega} \text{ of degree } m = d/2 \text{ when } d \text{ is even} \\ \text{single zero of } \hat{\omega} \text{ of degree } m = d + 1 \text{ when } d \text{ is odd} \end{cases}$$

Thus, we get the following expression for the genus \hat{g} of the double cover \hat{S} :

$$(2.6) \quad \hat{g} = 2g - 1 + \frac{1}{2}(\text{Number of singularities of odd order})$$

which follows from the relation below:

$$\begin{aligned} 4\hat{g} - 4 &= \sum_{\substack{j \text{ such that} \\ d_j \text{ is odd}}} (2d_j + 2) + \sum_{\substack{j \text{ such that} \\ d_j \text{ is even}}} (2d_j) = \\ &= 2 \sum_{j=1}^n d_j + 2(\text{Number of singularities of odd order}) = \\ &= 2(4g - 4) + 2(\text{Number of singularities of odd order}) \end{aligned}$$

Applying Theorem 1 and equation (2.16) to the invariant suborbifold $\hat{\mathcal{M}} \subset \mathcal{H}(m_1, \dots, m_k)$ induced from \mathcal{M} we get

$$\lambda_1 + \dots + \lambda_{\hat{g}} = \frac{1}{12} \cdot \sum_{i=1}^n \frac{m_i(m_i + 2)}{m_i + 1} + \frac{\pi^2}{3} \cdot c_{\text{area}}(\hat{\mathcal{M}})$$

where \hat{g} is the genus of \hat{S} , and $\lambda_1 \geq \dots \geq \lambda_{\hat{g}}$ are the Lyapunov exponents of the Hodge bundle $H^1(\hat{S}; \mathbb{R})$ over $\hat{\mathcal{M}}$.

Note that $H^1(\hat{S}; \mathbb{R})$ decomposes into a direct sum of symplectically orthogonal subspaces:

$$H^1(\hat{S}; \mathbb{R}) = H_+^1(\hat{S}; \mathbb{R}) \oplus H_-^1(\hat{S}; \mathbb{R})$$

Hence,

$$(\lambda_1 + \dots + \lambda_{\hat{g}}) = (\lambda_1^- + \dots + \lambda_{g_{\text{eff}}}^-) + (\lambda_1^+ + \dots + \lambda_g^+)$$

Moreover, by Lemma 1.1 we have $c_{area}(\hat{\mathcal{M}}) = 2 c_{area}(\mathcal{M}_1)$, which implies the following relation:

$$(2.7) \quad (\lambda_1^- + \dots + \lambda_{g_{eff}}^-) + (\lambda_1^+ + \dots + \lambda_g^+) = \frac{1}{12} \cdot \sum_{i=1}^n \frac{m_i(m_i+2)}{m_i+1} + 2\frac{\pi^2}{3} \cdot c_{area}(\mathcal{M}_1)$$

The degrees m_i of zeroes of the Abelian differential $\hat{\omega}$ defining the flat metric on \hat{S} are calculated in terms of the orders d_j of zeroes and of simple poles of the quadratic differential q defining the flat metric on S by formula (2.5), which implies:

$$\sum_{i=1}^n \frac{m_i(m_i+2)}{m_i+1} = \sum_{\substack{j \text{ such that} \\ d_j \text{ is odd}}} \frac{(d_j+1)(d_j+3)}{d_j+2} + 2 \sum_{\substack{j \text{ such that} \\ d_j \text{ is even}}} \frac{(d_j/2)(d_j/2+2)}{d_j/2+1}$$

Thus, we can rewrite relation (2.7) as follows:

$$\begin{aligned} & (\lambda_1^- + \dots + \lambda_{g_{eff}}^-) + (\lambda_1^+ + \dots + \lambda_g^+) = \\ &= \frac{1}{12} \sum_{\substack{j \text{ such that} \\ d_j \text{ is odd}}} \frac{(d_j+1)(d_j+3)}{d_j+2} + \frac{1}{12} \sum_{\substack{j \text{ such that} \\ d_j \text{ is even}}} \frac{d_j(d_j+4)}{d_j+2} + 2\frac{\pi^2}{3} \cdot c_{area}(\mathcal{M}_1) \end{aligned}$$

Taking the difference between the above relation and relation (2.3) taken with coefficient 2 we obtain the desired relation (2.4). \square

2.3. Genus zero and hyperelliptic loci. Our results become even more explicit in a particular case of genus zero, and in a closely related case of hyperelliptic loci.

Theorem 3. *Consider a stratum $\mathcal{Q}_1(d_1, \dots, d_n)$ in the moduli space of quadratic differentials with at most simple poles on \mathbb{CP}^1 , where $d_1 + \dots + d_n = -4$. Let \mathcal{M}_1 be any regular $\text{PSL}(2, \mathbb{R})$ -invariant suborbifold of $\mathcal{Q}_1(d_1, \dots, d_n)$. Let g_{eff} be the genus of the canonical double cover \hat{S} over a Riemann surface S in $\mathcal{Q}_1(d_1, \dots, d_n)$.*

- (a) *The Siegel–Veech constant $c_{area}(\mathcal{M}_1)$ depends only on the ambient stratum and equals*

$$c_{area}(\mathcal{M}_1) = -\frac{1}{8\pi^2} \sum_{j=1}^n \frac{d_j(d_j+4)}{d_j+2}$$

- (b) *The Lyapunov exponents $\lambda_1^- \geq \dots \geq \lambda_{g_{eff}}^-$ of the anti-invariant subbundle H_-^1 of the Hodge bundle over \mathcal{M}_1 along the Teichmüller flow satisfy the following relation:*

$$(2.8) \quad \lambda_1^- + \dots + \lambda_{g_{eff}}^- = \frac{1}{4} \cdot \sum_{\substack{j \text{ such that} \\ d_j \text{ is odd}}} \frac{1}{d_j+2}$$

Remark. Relation (2.8) was conjectured in [KZ1].

Proof. Apply equations (2.3) and (2.4) and note that by convention the sum of exponents $(\lambda_1^+ + \dots + \lambda_g^+)$ in the left-hand side is defined to be equal to zero for $g = 0$. \square

The square of any holomorphic 1-form ω on a hyperelliptic Riemann surface S is a pullback $(\omega)^2 = p^*q$ of some meromorphic quadratic differential with simple poles q on \mathbb{CP}^1 where the projection $p : S \rightarrow \mathbb{CP}^1$ is the quotient over the hyperelliptic involution. The relation between the degrees m_1, \dots, m_k of zeroes of ω and the orders d_1, \dots, d_n of singularities of q is established by formula (2.5).

Note, that a pair of hyperelliptic Abelian differentials ω_1, ω_2 in the same stratum $\mathcal{H}(m_1, \dots, m_k)$ might correspond to meromorphic quadratic differentials in different strata on \mathbb{CP}^1 depending on which zeroes are interchanged and which zeroes are invariant under the hyperelliptic involution. Note also, that hyperelliptic loci in the strata of Abelian differentials are $\mathrm{SL}(2, \mathbb{R})$ -invariant, and that the orders d_1, \dots, d_n of singularities of the underlying quadratic differential do not change under the action of $\mathrm{SL}(2, \mathbb{R})$.

Corollary 1. *Suppose that \mathcal{M}_1 is a regular $\mathrm{SL}(2, \mathbb{R})$ -invariant suborbifold in a hyperelliptic locus of some stratum $\mathcal{H}_1(m_1, \dots, m_k)$ of Abelian differentials in genus g . Denote by (d_1, \dots, d_n) the orders of singularities of the underlying quadratic differentials.*

The top g Lyapunov exponents of the Hodge bundle H^1 over \mathcal{M}_1 along the Teichmüller flow satisfy the following relation:

$$\lambda_1 + \dots + \lambda_g = \frac{1}{4} \cdot \sum_{\substack{j \text{ such that} \\ d_j \text{ is odd}}} \frac{1}{d_j + 2}.$$

where, as usual, we associate the order $d_i = -1$ to simple poles.

In particular, for any regular $\mathrm{SL}(2, \mathbb{R})$ -invariant suborbifold \mathcal{M}_1 in a hyperelliptic connected component one has

$$\begin{aligned} 1 + \lambda_2 + \dots + \lambda_g &= \frac{g^2}{2g-1} \quad \text{for} \quad \mathcal{M}_1 \subseteq \mathcal{H}_1^{\mathrm{hyp}}(2g-2) \\ 1 + \lambda_2 + \dots + \lambda_g &= \frac{g+1}{2} \quad \text{for} \quad \mathcal{M}_1 \subseteq \mathcal{H}_1^{\mathrm{hyp}}(g-1, g-1). \end{aligned}$$

Proof. The first statement is just an immediate reformulation of Theorem 3. To prove the second part it is sufficient to note in addition, that hyperelliptic connected components $\mathcal{H}^{\mathrm{hyp}}(2g-2)$ and $\mathcal{H}^{\mathrm{hyp}}(g-1, g-1)$ are obtained by the double cover construction from the strata of meromorphic quadratic differentials $\mathcal{Q}(2g-3, -1^{2g+1})$ and $\mathcal{Q}(2g-2, -1^{2g+2})$ correspondingly. \square

Corollary 2. *For any regular $\mathrm{SL}(2, \mathbb{R})$ -invariant suborbifold \mathcal{M}_1 in the stratum $\mathcal{H}_1(2)$ of Abelian differentials in genus two the Siegel–Veech constant $c_{\mathrm{area}}(\mathcal{M}_1)$ is equal to $10/(3\pi^2)$ and the second Lyapunov exponent λ_2 is equal to $1/3$.*

For any regular $\mathrm{SL}(2, \mathbb{R})$ -invariant suborbifold \mathcal{M}_1 in the stratum $\mathcal{H}_1(1, 1)$ of Abelian differentials in genus two the Siegel–Veech constant $c_{\mathrm{area}}(\mathcal{M}_1)$ is equal to $15/(4\pi^2)$ and the second Lyapunov exponent λ_2 is equal to $1/2$.

Proof. Any Riemann surface of genus two is hyperelliptic. The moduli space of Abelian differentials in genus 2 has two strata $\mathcal{H}(2)$ and $\mathcal{H}(1, 1)$. Both strata are connected and coincide with their hyperelliptic components. The value of the Siegel–Veech constant is now given by Theorem 3 and Lemma 1.1 and the values of the sums $\lambda_1 + \lambda_2 = 1 + \lambda_2$ are calculated in Corollary 1. \square

Remark. The values of the second Lyapunov exponent in genus 2 were conjectured by the authors in 1997 (see [KZ1]). This conjecture was recently proved by M. Bainbridge [Ba1], [Ba2] where he used the classification of ergodic $\mathrm{SL}(2, \mathbb{R})$ -invariant measures in the moduli space of Abelian differentials in genus due to C. McMullen [McM].

Remark. Note that although the sum of the Lyapunov exponents is constant, individual Lyapunov exponents $\lambda_j^-(\mathcal{M}_1)$ might vary from one invariant suborbifold of a given stratum in genus zero to another, or, equivalently, from one invariant suborbifold in a fixed hyperelliptic locus to another.

We formulate analogous statements for the hyperelliptic connected components in the strata of meromorphic quadratic differentials with at most simple poles.

Corollary 3. *For any regular $\mathrm{PSL}(2, \mathbb{R})$ -invariant suborbifold \mathcal{M}_1 in a hyperelliptic connected component of any stratum of meromorphic quadratic differentials with at most simple poles, the sum of nonnegative Lyapunov exponents $\lambda_1^- + \lambda_2^- + \cdots + \lambda_{g_{\mathrm{eff}}}^-$ has the following value:*

$$\begin{aligned} \frac{g+1}{2} + \frac{g+1}{2(2g-2k-1)(2k+3)} & \quad \text{for } \mathcal{Q}_1^{\mathrm{hyp}}(2(g-k)-3, 2(g-k)-3, 2k+1, 2k+1) \\ & \quad \text{where } k \geq -1, g \geq 1, g-k \geq 2, g_{\mathrm{eff}} = g+1 \\ \frac{2g+1}{4} + \frac{1}{8(g-k)-4} & \quad \text{for } \mathcal{Q}_1^{\mathrm{hyp}}(2(g-k)-3, 2(g-k)-3, 4k+2), \\ & \quad \text{where } k \geq 0, g \geq 1, g-k \geq 1, g_{\mathrm{eff}} = g \\ \frac{g}{2} & \quad \text{for } \mathcal{Q}_1^{\mathrm{hyp}}(4(g-k)-6, 4k+2), \\ & \quad \text{where } k \geq 0, g \geq 2, g-k \geq 2, g_{\mathrm{eff}} = g-1. \end{aligned}$$

We shall need the following general Lemma in the proof of Corollary 3.

Lemma 2.1. *Consider a meromorphic quadratic differential q with at most simple poles on a Riemann surface C . We assume that q is not a global square of an Abelian differential. Suppose that for some finite cover*

$$P : \tilde{C} \rightarrow C$$

*(possibly ramified at conical singularities of q) the induced quadratic differential P^*q on \tilde{C} becomes a global square of an Abelian differential. Then the cover P quotients through the canonical double cover $p : \hat{C} \rightarrow C$*

$$\begin{array}{ccc} \tilde{C} & \xrightarrow{P} & C \\ & \searrow \quad \nearrow & \\ & \hat{C} & \end{array}$$

constructed in section (2.2).

Proof. Let us puncture C at all zeroes of odd orders and at all simple poles of q ; let us puncture \tilde{C} and \hat{C} at all preimages of punctures on C . If necessary, puncture \tilde{C} at all remaining ramification points. The covers P and p restricted to the resulting punctured surfaces become nonramified.

A non ramified cover $f : X \rightarrow Z$ is defined by the image of the group $f_*\pi_1(X) \subset \pi_1(Z)$. A cover f quotients through a cover $g : Y \rightarrow Z$ if and only if $f_*\pi_1(X)$ is a subgroup of $g_*\pi_1(Y)$.

Consider the flat metric defined by the quadratic differential q on C punctured at the conical singularities. Note that by definition of the cover $p : \hat{C} \rightarrow C$, the subgroup $p_*\pi_1(\hat{C})$ coincides with the kernel of the corresponding holonomy representation $\pi_1(C) \rightarrow \mathbb{Z}/2\mathbb{Z}$.

The quadratic differential P^*q induced on the covering surface \tilde{S} by a finite cover $P : \tilde{C} \rightarrow C$ is a global square of an Abelian differential if and only if the holonomy of the induced flat metric is trivial, or, equivalently, if and only if $P_*\pi_1\tilde{C}$ is in the kernel of the holonomy representation $\pi_1(C) \rightarrow \mathbb{Z}/2\mathbb{Z}$. Thus, the Lemma is proved for punctured surfaces.

It remains to note that the ramification points of the canonical double cover $p : \hat{C} \rightarrow C$ are exactly those, where q has zeroes of odd degrees and simple poles. Thus, the cover $P : \tilde{C} \rightarrow C$ necessarily has ramifications of even orders at all these points, which completes the proof of the Lemma. \square

Proof of Corollary 3. Let \tilde{S} be a surface in a hyperelliptic connected component $\mathcal{Q}^{hyp}(m_1, \dots, m_k)$; let S be the underlying flat surface in the corresponding stratum $\mathcal{Q}(d_1, \dots, d_n)$ of meromorphic quadratic differentials with at most simple poles on \mathbb{CP}^1 . Denote by $\hat{\tilde{S}}$ and by \hat{S} the corresponding flat surfaces obtained by the canonical ramified covering construction described in section (2.2).

By Lemma 2.1 the diagram

$$\begin{array}{ccc} \hat{S} & & \hat{\tilde{S}} \\ \downarrow & & \downarrow \\ S & \xleftarrow{f} & \tilde{S} \end{array}$$

can be completed to a commutative diagram

$$(2.9) \quad \begin{array}{ccc} \hat{S} & \xleftarrow{\hat{f}} & \hat{\tilde{S}} \\ \downarrow & & \downarrow \\ S & \xleftarrow{f} & \tilde{S}. \end{array}$$

By construction \hat{f} intertwines the natural involutions on $\hat{\tilde{S}}$ and on \hat{S} . Hence, we get an induced linear map $\hat{f}^* : H^1_-(\hat{S}) \rightarrow H^1_-(\hat{\tilde{S}})$. Note that since $S \simeq \mathbb{CP}^1$, one has $H^1_-(\hat{S}) = H^1(\hat{S})$. Note also that a holomorphic differential $\hat{f}^*\omega$ in $H^{1,0}(\hat{\tilde{S}})$ induced from a nonzero holomorphic differential $\omega \in H^{1,0}(\hat{S})$ by the double cover \hat{f} is obviously nonzero. This implies that $\hat{f}^* : H^1_-(\hat{S}) \rightarrow H^1_-(\hat{\tilde{S}})$ is a monomorphism.

An elementary dimension count shows that for the three series of hyperelliptic components listed in Corollary 3, the effective genera associated to the “orienting” double covers $\hat{S} \rightarrow S$ and to $\hat{\tilde{S}} \rightarrow \tilde{S}$ coincide. Hence, for these three series of hyperelliptic components the map \hat{f}^* is, actually, an isomorphism. This implies that the Lyapunov spectrum $\lambda_1^- > \lambda_2^- \geq \dots \geq \lambda_{g_{\text{eff}}}^-$ for $\mathcal{Q}^{hyp}(m_1, \dots, m_k)$ coincides with the corresponding spectrum for $\mathcal{Q}(d_1, \dots, d_n)$.

The remaining part of the proof is completely analogous to the proof of Corollary 1. The relation between the orders of singularities of $\mathcal{Q}^{hyp}(m_1, \dots, m_k)$ and of the underlying stratum $\mathcal{Q}_1(d_1, \dots, d_n)$ is described in [La2]. \square

Note that for a general ramified double cover $\tilde{S} \rightarrow S \simeq \mathbb{CP}^1$ from diagram (2.9) the effective genera associated to the “orienting” double covers $\hat{S} \rightarrow S$ and $\hat{\tilde{S}} \rightarrow \tilde{S}$ might be different. The map $\hat{f}^* : H_-^1(\hat{S}) \rightarrow H_-^1(\hat{\tilde{S}})$ is still a monomorphism in this more general situation, but not necessarily an isomorphism.

Denote by g_0 the genus of the surface \hat{S} . Since $S \simeq \mathbb{CP}^1$, the effective genus of the cover $\hat{S} \rightarrow S$ coincides with g_0 . Our consideration shows that in this more general situation, when we have a regular $\mathrm{PSL}(2, \mathbb{R})$ -invariant suborbifold \mathcal{M}_1 in some stratum $\mathcal{Q}(d_1, \dots, d_n)$ of meromorphic quadratic differentials with at most simple poles on \mathbb{CP}^1 , and an induced regular $\mathrm{PSL}(2, \mathbb{R})$ -invariant suborbifold $\tilde{\mathcal{M}}_1$ in the associated hyperelliptic locus of the associated stratum $\mathcal{Q}_1(m_1, \dots, m_k)$, the Hodge bundle H_-^1 over $\tilde{\mathcal{M}}_1$ contains a $\mathrm{PSL}(2, \mathbb{R})$ -invariant subbundle of dimension $2g_0$ with symmetric spectrum of Lyapunov exponents along the Teichmüller flow. The top g_0 Lyapunov exponents of this subbundle satisfy the following relation:

$$\lambda_1^- + \dots + \lambda_{g_0}^- = \frac{1}{4} \cdot \sum_{\substack{j \text{ such that} \\ d_j \text{ is odd}}} \frac{1}{d_j + 2}.$$

Let us use Corollary 3 to study the Lyapunov exponents of the vector bundle H_-^1 over invariant suborbifolds in the strata of holomorphic quadratic differentials in small genera. We consider only those strata, $\mathcal{Q}(d_1, \dots, d_n)$, for which the quadratic differentials *do not* correspond to global squares of Abelian differentials.

Recall that any holomorphic quadratic differential in genus one is a global square of an Abelian differential, so $\mathcal{Q}(0) = \emptyset$. Recall also, that in genus two the strata $\mathcal{Q}(4)$ and $\mathcal{Q}(3, 1)$ are empty, see [MS]. The stratum $\mathcal{Q}(2, 2)$ in genus two has effective genus one, so $\lambda_1^- = 1$ and there are no further positive Lyapunov exponents of H_-^1 .

Corollary 4. *For any regular $\mathrm{PSL}(2, \mathbb{R})$ -invariant suborbifold \mathcal{M}_1 in the stratum $\mathcal{Q}_1(2, 1, 1)$ of holomorphic quadratic differentials in genus two the second Lyapunov exponent λ_2^- is equal to $1/3$.*

For any regular $\mathrm{PSL}(2, \mathbb{R})$ -invariant suborbifold \mathcal{M}_1 in the stratum $\mathcal{Q}_1(1, 1, 1, 1)$ of holomorphic quadratic differentials in genus two the sum of Lyapunov exponents $\lambda_2^- + \lambda_3^-$ is equal to $2/3$.

Proof. Each stratum coincides with its hyperelliptic connected component, so we are in the situation of Corollary 3. \square

2.4. Positivity of several leading exponents.

Corollary 5. *For any regular $\mathrm{SL}(2, \mathbb{R})$ -invariant suborbifold in any stratum of Abelian differentials in genus $g \geq 7$ the Lyapunov exponents $\lambda_2 \geq \dots \geq \lambda_k$ are strictly positive, where $k = \left\lfloor \frac{(g-1)g}{6g-3} \right\rfloor + 1$.*

For any regular $\mathrm{SL}(2, \mathbb{R})$ -invariant suborbifold in the principal stratum $\mathcal{H}_1(1 \dots 1)$ of Abelian differentials in genus $g \geq 5$ the Lyapunov exponents $\lambda_2 \geq \dots \geq \lambda_k$ are strictly positive, where $k = \left\lfloor \frac{g-1}{4} \right\rfloor + 1$.

Proof. Consider formula (2.1). Since $c_{area} > 0$, and $1 = \lambda_1 > \lambda_2 \geq \lambda_3 \geq \dots$, we get at least $k + 1$ positive Lyapunov exponents $\lambda_1, \dots, \lambda_k$ as soon as the expression

$$(2.10) \quad \frac{1}{12} \sum_{i=1}^n \frac{m_i(m_i + 2)}{m_i + 1}$$

is greater than or equal to k , where k is a strictly positive integer. (Here the strict inequality $\lambda_1 > \lambda_2$ is the result of Forni [Fo1].) It remains to evaluate the minimum of expression (2.10) over all partitions of $2g - 2$ and notice that it is achieved on the “smallest” partition $(2g - 2)$ composed of a single element. For this partition the sum (2.10) equals

$$\frac{1}{12} \left(2g - 1 - \frac{1}{2g - 1} \right) = \frac{(g - 1)g}{6g - 3}.$$

This proves the first part of the statement.

The consideration for the principal stratum is completely analogous, except that this time the above sum equals $(g - 1)/4$. \square

Problem 1. *Are there any examples of regular $\mathrm{SL}(2, \mathbb{R})$ -invariant suborbifolds \mathcal{M}_1 in the strata of Abelian differentials in genera $g \geq 2$ different from the two arithmetic Teichmüller curves found by G. Forni in [Fo2] and by G. Forni and C. Matheus [FMZ1] with a completely degenerate Lyapunov spectrum $\lambda_2 = \dots = \lambda_g = 0$?*

By Corollary 5 such example might exist only in certain strata in genera from 3 to 6. By the result of M. Möller [Mö2], Teichmüller curves with such property might exist only in several strata in genus five.

Corollary 6. *For any regular $\mathrm{PSL}(2, \mathbb{R})$ -invariant suborbifold in any stratum of holomorphic quadratic differentials in genus $g \geq 7$ the Lyapunov exponents $\lambda_2^+ \geq \dots \geq \lambda_k^+$ and the Lyapunov exponents $\lambda_2^- \geq \dots \geq \lambda_k^-$ are strictly positive, where $k = \left\lceil \frac{(g-1)g}{6g+3} \right\rceil + 1$.*

For any regular $\mathrm{PSL}(2, \mathbb{R})$ -invariant suborbifold in the principal stratum of holomorphic quadratic differentials in genus $g \geq 5$ the Lyapunov exponents $\lambda_2^+ \geq \dots \geq \lambda_k^+$ are strictly positive, where $k = \left\lceil \frac{5(g-1)}{18} \right\rceil + 1$.

For any regular $\mathrm{PSL}(2, \mathbb{R})$ -invariant suborbifold in the principal stratum of holomorphic quadratic differentials in genus $g = 2$ the Lyapunov exponent λ_2^- is strictly positive. For any regular $\mathrm{PSL}(2, \mathbb{R})$ -invariant suborbifold in the principal stratum of holomorphic quadratic differentials in genus $g \geq 3$ the Lyapunov exponents $\lambda_2^- \geq \dots \geq \lambda_l^-$ are strictly positive, where $l = \left\lceil \frac{11(g-1)}{18} \right\rceil + 1$.

Proof. This time we use formulae (2.3) and (2.4). Note that since the quadratic differentials under consideration are *holomorphic*, we have $d_j \geq 1$ for any j . Note also, that it follows from the result of Forni [Fo1] that $\lambda_1^- > \lambda_2^-$ and that $\lambda_1^- > \lambda_1^+$. Finally, by elementary geometric reasons one has $\lambda_1^- = 1$. For genus two we use Corollary 4. The rest of the proof is completely analogous to the proof of Corollary 5. \square

Problem 2. *Are there any examples of regular $\mathrm{PSL}(2, \mathbb{R})$ -invariant suborbifolds \mathcal{M}_1 in the strata of meromorphic quadratic differentials in genera $g_{\mathrm{eff}} \geq 2$ different from the Teichmüller curves of square-tiled cyclic covers listed in [FMZ1] having completely degenerate Lyapunov spectrum $\lambda_2^- = \dots = \lambda_{g_{\mathrm{eff}}}^- = 0$ for the bundle H_-^1 ?*

Question 1. *Are there any examples of regular $\mathrm{PSL}(2, \mathbb{R})$ -invariant suborbifolds \mathcal{M}_1 in the strata of meromorphic quadratic differentials in genera $g \geq 2$ different from the Teichmüller curves of square-tiled cyclic covers listed in [FMZ1] having completely degenerate Lyapunov spectrum $\lambda_1^+ = \dots = \lambda_g^+ = 0$ for the bundle H_+^1 ?*

Note that under additional restriction that the corresponding quadratic differentials are holomorphic Corollary 6 limits the genus of possible examples for Problem 2 and for Question 1 to several possible values only.

2.5. Siegel–Veech constant: values for certain invariant suborbifolds. We compute numerical values of the Siegel–Veech constant for some specific regular $\mathrm{SL}(2, \mathbb{R})$ -invariant suborbifolds in section 10. We consider the largest possible and the smallest possible cases, namely, we consider connected components of the strata and Teichmüller discs of arithmetic Veech surfaces. In the current section we formulate the corresponding statements; the proofs are presented in section 10.

2.5.1. Arithmetic Teichmüller discs. Consider a connected square-tiled surface S in some stratum of Abelian or quadratic differentials. For every square-tiled surface S_i in its $\mathrm{SL}(2, \mathbb{Z})$ -orbit (correspondingly $\mathrm{PSL}(2, \mathbb{Z})$ -orbit) consider the decomposition of S_i into maximal cylinders cyl_{ij} filled with closed regular horizontal geodesics. For each cylinder cyl_{ij} let w_{ij} be the length of the corresponding closed horizontal geodesic and let h_{ij} be the height of the cylinder cyl_{ij} . Let $\mathrm{card}(\mathrm{SL}(2, \mathbb{Z}) \cdot S)$ (correspondingly $\mathrm{card}(\mathrm{PSL}(2, \mathbb{Z}) \cdot S)$) be the cardinality of the orbit.

Theorem 4. *For any connected square-tiled surface S in a stratum $\mathcal{H}(m_1, \dots, m_n)$ of Abelian differentials, the Siegel–Veech constant $c_{\mathrm{area}}(\mathcal{M}_1)$ of the $\mathrm{SL}(2, \mathbb{R})$ -orbit \mathcal{M}_1 of the normalized surface $S_{(1)} \in \mathcal{H}_1(m_1, \dots, m_n)$ has the following value:*

$$(2.11) \quad c_{\mathrm{area}}(\mathcal{M}_1) = \frac{3}{\pi^2} \cdot \frac{1}{\mathrm{card}(\mathrm{SL}(2, \mathbb{Z}) \cdot S)} \sum_{S_i \in \mathrm{SL}(2, \mathbb{Z}) \cdot S} \sum_{\substack{\text{horizontal} \\ \text{cylinders } \mathrm{cyl}_{ij} \\ \text{such that} \\ S_i = \sqcup \mathrm{cyl}_{ij}}} \frac{h_{ij}}{w_{ij}},$$

For a square-tiled surface S in a stratum of meromorphic quadratic differentials with at most simple poles the analogous formula is obtained by replacing $\mathrm{SL}(2, \mathbb{Z})$ with $\mathrm{PSL}(2, \mathbb{Z})$.

Theorem 4 is proved in section 10.

Corollary 7. *a) Let \mathcal{M}_1 be an arithmetic Teichmüller disc defined by a square-tiled surface S_0 of genus g in some stratum $\mathcal{H}_1(m_1, \dots, m_n)$ of Abelian differentials. The top g Lyapunov exponents of the of the Hodge bundle H^1 over \mathcal{M}_1 along the Teichmüller flow satisfy the following relation:*

$$(2.12) \quad \lambda_1 + \dots + \lambda_g = \frac{1}{12} \cdot \sum_{i=1}^n \frac{m_i(m_i + 2)}{m_i + 1} + \frac{1}{\mathrm{card}(\mathrm{SL}(2, \mathbb{Z}) \cdot S_0)} \sum_{S_i \in \mathrm{SL}(2, \mathbb{Z}) \cdot S_0} \sum_{\substack{\text{horizontal} \\ \text{cylinders } \mathrm{cyl}_{ij} \\ \text{such that} \\ S_i = \sqcup \mathrm{cyl}_{ij}}} \frac{h_{ij}}{w_{ij}}.$$

b) Let \mathcal{M}_1 be an arithmetic Teichmüller disc defined by a square-tiled surface S_0 of genus g in some stratum $\mathcal{Q}_1(d_1, \dots, d_n)$ of meromorphic quadratic differentials with at most simple poles. The top g Lyapunov exponents of the of the Hodge bundle

H_+^1 over \mathcal{M}_1 along the Teichmüller flow satisfy the following relation:

$$(2.13) \quad \lambda_1^+ + \cdots + \lambda_g^+ = \frac{1}{24} \cdot \sum_{i=1}^n \frac{d_i(d_i + 4)}{d_i + 2} + \frac{1}{\text{card}(\text{PSL}(2, \mathbb{Z}) \cdot S_0)} \sum_{S_i \in \text{PSL}(2, \mathbb{Z}) \cdot S_0} \sum_{\substack{\text{horizontal} \\ \text{cylinders } cyl_{ij} \\ \text{such that} \\ S_i = \sqcup cyl_{ij}}} \frac{h_{ij}}{w_{ij}}.$$

Remark. Combining equation (2.13) from statement b) of the Corollary above with equation (2.4) from Theorem 2.3 we immediately obtain a formula for the sum of the Lyapunov exponents $\lambda_1^- + \cdots + \lambda_{g_{eff}}^-$ of the corresponding Teichmüller disc.

To illustrate how the above statement works, let us consider a concrete example. The following square-tiled surface is $\text{SL}(2, \mathbb{Z})$ -invariant. It belongs to the principal stratum $\mathcal{H}(1, 1, 1, 1)$ in genus $g = 3$.

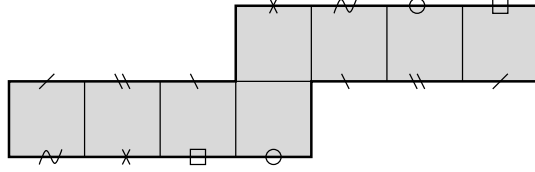


FIGURE 1. Eierlegende Wollmilchsau

Hence, the sum of the Lyapunov exponents for the corresponding Teichmüller disc equals

$$1 + \lambda_2 + \lambda_3 = \frac{1}{12} \cdot \sum_{i=1}^4 \frac{1(1+2)}{1+1} + \frac{1}{1} \left(\frac{1}{4} + \frac{1}{4} \right) = \frac{1}{2} + \frac{1}{2} = 1$$

This implies that $\lambda_2 = \lambda_3 = 0$. (This result was first proved by G. Forni in [Fo2], who used symmetry arguments).

Remark. G. Forni and C. Matheus have found another square-tiled cyclic cover with completely degenerate Lyapunov spectrum, see [FMZ1]. Corollary 5 shows that if there are any further regular invariant suborbifolds in the strata of Abelian differentials, they are located in genera from 3 to 6. Results of M. Möller [Mö2] indicate that the two examples mentioned above might be the only two examples of regular invariant subvarieties in the strata of Abelian differentials having completely degenerate Lyapunov spectrum, $\lambda_2 = \cdots = \lambda_g = 0$.

2.5.2. Connected components of the strata. Let us come back to generic flat surfaces S in the strata. Consider a maximal cylinder cyl_1 in a flat surface S . Such a cylinder is filled with parallel closed regular geodesics. Denote one of these geodesics by γ_1 . Sometimes it is possible to find a regular closed geodesic γ_2 on S parallel to γ_1 , having the same length as γ_1 , but living outside of the cylinder cyl_1 . It is proved in [EMZ] that for almost any flat surface in any stratum of Abelian differentials this implies that γ_2 is homologous to γ_1 . Consider a maximal cylinder cyl_2 containing γ_2 filled with closed regular geodesics parallel to γ_2 . Now look for closed regular geodesics parallel to γ_1 and to γ_2 and having the same length as γ_1 and γ_2 but

located outside of the maximal cylinders cyl_1 and cyl_2 , etc. The resulting maximal decomposition of the surface is encoded by a *configuration \mathcal{C} of homologous closed regular geodesics* (see [EMZ] for details).

One can consider a counting problem for any individual configuration \mathcal{C} . Denote by $N_{\mathcal{C}}(S, L)$ the number of collections of homologous saddle connections on S of length at most L forming the given configuration \mathcal{C} . By the general results of A. Eskin and H. Masur [EM] almost all flat surfaces in $\mathcal{H}_1^{comp}(m_1, \dots, m_n)$ share the same quadratic asymptotics

$$(2.14) \quad \lim_{L \rightarrow \infty} \frac{N_{\mathcal{C}}(S, L)}{L^2} = c_{\mathcal{C}}$$

where the *Siegel–Veech constant* $c_{\mathcal{C}}$ depends only on the chosen connected component of the stratum.

Theorem (Vorobets). *For any connected component of any stratum of Abelian differentials the Siegel–Veech constants c_{area} and $c_{\mathcal{C}}$ are related as follows:*

$$(2.15) \quad c_{area} = \frac{1}{\dim_{\mathbb{C}} \mathcal{H}(m_1, \dots, m_n) - 1} \cdot \sum_{q=1}^{g-1} q \cdot \sum_{\substack{\text{Configurations } \mathcal{C} \\ \text{containing exactly} \\ q \text{ cylinders}}} c_{\mathcal{C}}.$$

The above Theorem is proved in [Vb]. As an immediate corollary of Theorem 1 and the above theorem we get the following statement:

Theorem 1'. *For any connected component of any stratum $\mathcal{H}(m_1, \dots, m_n)$ of Abelian differentials the sum of the top g Lyapunov exponents induced by the Teichmüller flow on the Hodge vector bundle $H_{\mathbb{R}}^1$ satisfies the following relation:*

$$(2.16) \quad \lambda_1 + \dots + \lambda_g = \frac{1}{12} \cdot \sum_{i=1}^n \frac{m_i(m_i + 2)}{m_i + 1} + \frac{\pi^2}{3 \dim_{\mathbb{C}} \mathcal{H}(m_1, \dots, m_n) - 3} \cdot \sum_{q=1}^{g-1} q \cdot \sum_{\substack{\text{Admissible} \\ \text{configurations } \mathcal{C} \\ \text{containing exactly} \\ q \text{ cylinders}}} c_{\mathcal{C}}$$

where $c_{\mathcal{C}}$ are the Siegel–Veech constant of the corresponding connected component of the stratum $\mathcal{H}(m_1, \dots, m_n)$.

The Siegel–Veech constants $c_{\mathcal{C}}$ were computed in [EMZ]. Here we present an outline of the corresponding formulae.

A “configuration” \mathcal{C} can be viewed as a combinatorial way to represent a flat surface as a collection of q flat surfaces of smaller genera joined cyclically by narrow flat cylinders. Thus, the configuration represented schematically on the right picture in Figure 2 is admissible, while the configuration on the left picture is not.

Denote by $\mathcal{H}_1^{\varepsilon}(\mathcal{C})$ the subset of flat surfaces in the stratum $\mathcal{H}(m_1, \dots, m_n)$ having a maximal collection of narrow cylinders of width at most ε forming a configuration \mathcal{C} . Here “maximal” means that the narrow cylinders in the configuration \mathcal{C} do not make part of a larger configuration \mathcal{C}' .

Contracting the waist curves of the cylinders completely and removing them we get a collection of disjoint closed flat surfaces of genera g_1, \dots, g_q . By construction $g_1 + \dots + g_q = g - 1$. Denote by $\mathcal{H}^{comp}(\beta'_j)$ the ambient stratum (more precisely, its connected component) for the resulting flat surfaces. Denote by $\mathcal{H}_1^{comp}(\beta)$ the

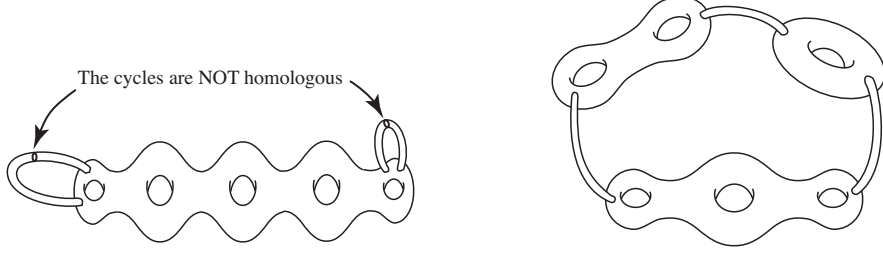


FIGURE 2. Topological pictures for admissible (on the right) and non-admissible (on the left) configurations of cylinders.

ambient stratum (more precisely, its connected component) for the initial surface. According to [EMZ] the Siegel–Veech constant c_C can be expressed as

$$\begin{aligned}
 (2.17) \quad c_C &= \lim_{\varepsilon \rightarrow 0} \frac{1}{\pi \varepsilon^2} \frac{\text{Vol } \mathcal{H}_1^\varepsilon(C)}{\text{Vol } \mathcal{H}_1^{\text{comp}}(d_1, \dots, d_n)} = \\
 &= (\text{explicit combinatorial factor}) \cdot \frac{\prod_{j=1}^k \text{Vol } \mathcal{H}_1(\beta'_k)}{\text{Vol } \mathcal{H}_1^{\text{comp}}(\beta)}.
 \end{aligned}$$

Thus, the Theorem above allows to compute the exact numerical values of c_{area} for all connected components of all strata (at least in small genera, where we know numerical values of volumes of connected components of the strata). The resulting explicit numerical values of the sums of Lyapunov exponents for all strata in low genera are presented in Appendix A.

By the results of A. Eskin and A. Okounkov [EO], the volume of any connected component of any stratum of Abelian differentials is a rational multiple of π^{2g} . Thus, relations (2.16) and (2.17) imply rationality of the sum of Lyapunov exponents for any connected component of any stratum of Abelian differentials.

3. OUTLINE OF PROOFS

To simplify the exposition of the proof, we have isolated its most technical fragments. In the current section we present complete proofs of all statements of section 2, which are however, based on Theorems 5–9 stated below. These Theorems will be proved separately in corresponding sections 5–9.

In section 10 we describe in more detail the Siegel–Veech constant c_{area} ; in particular we explicitly evaluate it for arithmetic Teichmüller discs, thus, proving Theorem 4.

In Appendix A we present the exact values of the sums of the Lyapunov exponents and conjectural approximate values of individual Lyapunov exponents for connected components of the strata of Abelian differentials in small genera. In Appendix B we present an alternative combinatorial approach to square-tiled surfaces and to the construction of the corresponding arithmetic Teichmüller curves. We apply it to discuss the nonvarying phenomenon of their Siegel–Veech constants in the strata of small genera.

3.1. Teichmüller discs. We have seen in section 1.2 that each “unit hyperboloid” $\mathcal{H}_1(m_1, \dots, m_n)$ and $\mathcal{Q}_1(d_1, \dots, d_n)$ is foliated by the orbits of the group $\text{SL}(2, \mathbb{R})$

and $\mathrm{PSL}(2, \mathbb{R})$ correspondingly. Recall that the quotient of these groups by the subgroups of rotations is canonically isomorphic to the hyperbolic plane:

$$\mathrm{SL}(2, \mathbb{R}) / \mathrm{SO}(2, \mathbb{R}) \simeq \mathrm{PSL}(2, \mathbb{R}) / \mathrm{PSO}(2, \mathbb{R}) \simeq \mathbb{H}^2.$$

Thus, the projectivizations $\mathrm{PH}(m_1, \dots, m_n)$ and $\mathrm{PQ}(d_1, \dots, d_n)$ are foliated by hyperbolic discs \mathbb{H}^2 . In other words, every $\mathrm{SL}(2, \mathbb{R})$ -orbit in $\mathcal{H}(m_1, \dots, m_n)$ descends to a commutative diagram

$$\begin{array}{ccc} \mathrm{SL}(2, \mathbb{R}) & \longrightarrow & \mathcal{H}(m_1, \dots, m_n) \\ \downarrow & & \downarrow \\ \mathrm{SL}(2, \mathbb{R}) / \mathrm{SO}(2, \mathbb{R}) \simeq \mathbb{H}^2 & \longrightarrow & \mathrm{PH}(m_1, \dots, m_n), \end{array}$$

and similarly, every $\mathrm{PSL}(2, \mathbb{R})$ -orbit in the stratum of quadratic differentials descends to a commutative diagram

$$\begin{array}{ccc} \mathrm{PSL}(2, \mathbb{R}) & \longrightarrow & \mathcal{Q}(m_1, \dots, m_n) \\ \downarrow & & \downarrow \\ \mathrm{PSL}(2, \mathbb{R}) / \mathrm{PSO}(2, \mathbb{R}) \simeq \mathbb{H}^2 & \longrightarrow & \mathrm{PQ}(m_1, \dots, m_n). \end{array}$$

The composition of each of the immersions

$$\mathbb{H}^2 \subset \mathrm{PH}(m_1, \dots, m_n) \quad \text{and} \quad \mathbb{H}^2 \subset \mathrm{PQ}(d_1, \dots, d_n)$$

with the projections to the moduli space of curves \mathcal{M}_g defines an immersion $\mathbb{H}^2 \subset \mathcal{M}_g$. The latter immersion is an isometry for the hyperbolic metric of curvature -1 on \mathbb{H}^2 and the Teichmüller metric on \mathcal{M}_g . The images of hyperbolic planes in \mathcal{M}_g are also called Teichmüller discs. Following C. McMullen one can consider them as “*complex geodesics*” in the Teichmüller metric. The images of the diagonal subgroup in $\mathrm{SL}(2, \mathbb{R})$ are represented by geodesic lines in the hyperbolic plane; their projections to the Teichmüller discs in \mathcal{M}_g might be viewed as geodesics in the Teichmüller metric.

It would be convenient to consider throughout this paper the hyperbolic metric of constant curvature -4 on \mathbb{H}^2 . Under this choice of the curvature, the parameter t of the one-parameter subgroup represented by the matrices

$$G_t = \begin{pmatrix} e^t & 0 \\ 0 & e^{-t} \end{pmatrix}$$

corresponds to the natural parameter of geodesics on the hyperbolic plane \mathbb{H}^2 . In the standard coordinate $\zeta = x + iy$ on the upper half-plane model of the hyperbolic plane $y > 0$, the metric of constant curvature -4 has the form

$$g_{hyp} = \frac{|d\zeta|^2}{4 \mathrm{Im}^2 \zeta} = \frac{dx^2 + dy^2}{4y^2}.$$

The Laplacian of this metric in coordinate $\zeta = x + iy$ has the form

$$\Delta_{Teich} = 16 \mathrm{Im}^2 \zeta \frac{\partial^2}{\partial \zeta \partial \bar{\zeta}} = 4y^2 \left(\frac{\partial^2}{\partial x^2} + \frac{\partial^2}{\partial y^2} \right)$$

In the Poincaré model of the hyperbolic plane, $|w| < 1$, the hyperbolic metric of constant curvature -4 has the form

$$g_{hyp} = \frac{|dw|^2}{(1 - |w|^2)^2}$$

In the next section we will also use polar coordinates $w = re^{i\theta}$ in the Poincaré model of the hyperbolic plane. Here

$$(3.1) \quad r = \tanh t,$$

where t is the distance from the point to the origin in the metric of curvature -4 . The coordinates t, θ will be called hyperbolic polar coordinates.

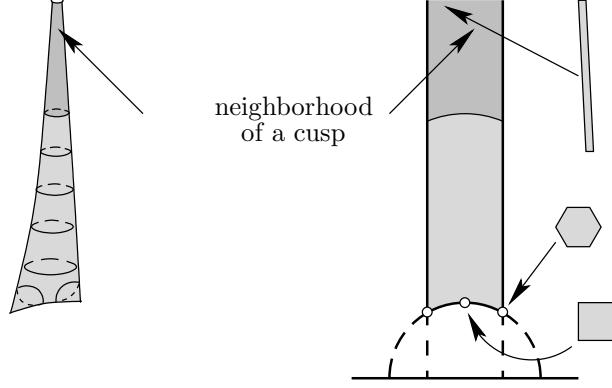


FIGURE 3. Space of flat tori

Example 3.1. The moduli space \mathcal{M}_1 of curves of genus one is isomorphic to the projectivized space of flat tori $\mathcal{PH}(0)$; it is represented by a single Teichmüller disc

$$(3.2) \quad \mathrm{SO}(2, \mathbb{R}) \backslash \mathrm{SL}(2, \mathbb{R}) / \mathrm{SL}(2, \mathbb{Z}) = \mathbb{H}^2 / \mathrm{SL}(2, \mathbb{Z})$$

(see Figure 3).

Geometrically one can interpret the local coordinate ζ on this Teichmüller disc as follows. Consider a pair (C, ω) , where C is a Riemann surface of genus one, and ω is a holomorphic one-form on it. By convention C is endowed with a marked point. Choose the shortest flat geodesic γ_1 passing through the marked point and the next after the shortest, γ_2 , also passing through the marked point. Under an appropriate choice of orientation of the geodesics γ_1 and γ_2 , they represent a pair of independent integer cycles such that $\gamma_1 \circ \gamma_2 = 1$. Consider the corresponding periods of ω ,

$$A := \int_{\gamma_1} \omega \quad B := \int_{\gamma_2} \omega.$$

It is easy to see that the canonical coordinate ζ on the modular surface (3.2) can be represented in terms of the periods A and B as:

$$\zeta = \frac{B}{A}.$$

3.2. Lyapunov exponents and curvature of the determinant bundle. The following observation of M. Kontsevich, see [K], might be considered as the starting point of the entire construction. Consider a flat surface S in some stratum $\mathcal{H}_1(m_1, \dots, m_n)$ of Abelian differentials and consider a Teichmüller disc passing through the projection of the “point” S to the corresponding projectivized stratum $\mathcal{PH}(m_1, \dots, m_n)$. Recall that any Teichmüller disc is endowed with a canonical hyperbolic metric. Take a circle of a small radius ε in the Teichmüller disc centered

at S . Consider a decomposable vector L of unit norm in $\Lambda^g H^1(S, \mathbb{R})$ spanning a Lagrangian subspace of the fiber $H^1(S, \mathbb{R})$ of the Hodge bundle over S and transport it to every point of the circle. Evaluate an average of the logarithm of the Hodge norm of $L_{g \circ r_\theta S}$ over the circle. The starting observation in [K] claims that the result does not depend on the Lagrangian subspace L but only on the initial point S . For the sake of completeness, we present here the arguments.

We start with a definition of the Hodge norm of a decomposable vector in the exterior power $\Lambda^g H^1(S, \mathbb{R})$. We have a map

$$\Omega : \Lambda^{2g} H^1(S, \mathbb{R}) \rightarrow \mathbb{R}/\pm$$

given by

$$\Omega(\lambda) = \lambda(e_1, \dots, e_{2g}),$$

where $\{e_1, \dots, e_{2g}\}$ is any \mathbb{Z} -basis for $H^1(S, \mathbb{Z})$. This naturally extends to a linear map:

$$\Omega : \Lambda^{2g} H^1(S, \mathbb{C}) \rightarrow \mathbb{C}/\pm$$

Let $L = v_1 \wedge \dots \wedge v_g$ be a decomposable vector in $\Lambda^g H^1(S, \mathbb{R})$. Let $\omega_1, \dots, \omega_g$ form a basis in $H^{1,0}(S)$. We define

$$(3.3) \quad \|L\|^2 := \frac{|\Omega(v_1 \wedge \dots \wedge v_g \wedge \omega_1 \wedge \dots \wedge \omega_g)| \cdot |\Omega(v_1 \wedge \dots \wedge v_g \wedge \bar{\omega}_1 \wedge \dots \wedge \bar{\omega}_g)|}{|\Omega(\omega_1 \wedge \dots \wedge \omega_g \wedge \bar{\omega}_1 \wedge \dots \wedge \bar{\omega}_g)|}$$

Clearly, this definition does not depend on a choice of the basis in $H^{1,0}(S)$. Note that

$$\Omega(\omega_1 \wedge \dots \wedge \omega_g \wedge \bar{\omega}_1 \wedge \dots \wedge \bar{\omega}_g) = \det \langle \omega_i, \omega_j \rangle,$$

where

$$(3.4) \quad \langle \omega_i, \omega_j \rangle := \begin{pmatrix} \langle \omega_1, \omega_1 \rangle & \dots & \langle \omega_1, \omega_g \rangle \\ \dots & \dots & \dots \\ \langle \omega_g, \omega_1 \rangle & \dots & \langle \omega_g, \omega_g \rangle \end{pmatrix}$$

is the matrix of pairwise Hermitian scalar products (1.1) of elements of the basis in $H^{1,0}(S)$.

Proposition 3.1. ([K]) *For any flat surface S , any decomposable vector L in the exterior power $\Lambda^g H^1(S, \mathbb{R})$ and for any basis $\{\omega_k\}$ of local holomorphic sections of the Hodge vector bundle $H^{1,0}$ over the ambient stratum, the following identity holds:*

$$\Delta_{Teich} \log \|L\| = -\frac{1}{2} \Delta_{Teich} \log |\det \langle \omega_i, \omega_j \rangle|$$

where Δ_{Teich} is the hyperbolic Laplacian along the Teichmüller disc.

Proof. Applying the hyperbolic Laplacian to the expression (3.3) we get

$$\begin{aligned} \Delta_{Teich} \log \|L\| &= \frac{1}{2} \Delta_{Teich} \log \|L\|^2 = \frac{1}{2} \left(\Delta_{Teich} \log |\Omega(v_1 \wedge \dots \wedge v_g \wedge \omega_1 \wedge \dots \wedge \omega_g)| + \right. \\ &\quad \left. + \Delta_{Teich} \log |\Omega(v_1 \wedge \dots \wedge v_g \wedge \bar{\omega}_1 \wedge \dots \wedge \bar{\omega}_g)| - \Delta_{Teich} \log |\det \langle \omega_i, \omega_j \rangle| \right) \end{aligned}$$

Note that v_1, \dots, v_g do not change along the Teichmüller disc, so the function $\Omega(v_1 \wedge \dots \wedge v_g \wedge \omega_1 \wedge \dots \wedge \omega_g)$ is a holomorphic function of the deformation parameter, and $\Omega(v_1 \wedge \dots \wedge v_g \wedge \bar{\omega}_1 \wedge \dots \wedge \bar{\omega}_g)$ is an antiholomorphic one. Hence both functions are harmonic. The Lemma is proved. \square

Denote

$$(3.5) \quad \Lambda(S) := -\frac{1}{4} \Delta_{Teich} \log |\det \langle \omega_i, \omega_j \rangle|,$$

where Δ_{Teich} is the hyperbolic Laplacian along the Teichmüller disc in the metric of constant negative curvature -4 .

Remark. Note that one fourth of the hyperbolic Laplacian in curvature -4 , as in definition (3.5), coincides with the plain hyperbolic Laplacian in curvature -1 .

The function $\Lambda(S)$ is initially defined on the projectivized strata $\mathcal{PH}(m_1, \dots, m_n)$ and $\mathcal{PQ}(d_1, \dots, d_n)$. Sometimes it would be convenient to pull it back to the corresponding strata $\mathcal{H}(m_1, \dots, m_n)$ and $\mathcal{Q}(d_1, \dots, d_n)$ by means of the natural projection. As we already mentioned, $\Lambda(S)$ does not depend on a choice of a basis of Abelian differentials.

One can recognize in $\Lambda(S)$ the curvature of the determinant line bundle $\Lambda^g H^{1,0}$. This relation is of crucial importance for us; it will be explored in sections 3.3–3.4 and in section 3.7.

Remark. The function $\Lambda(S)$ defined by equation (3.5) coincides with the function

$$\Phi_g(q, I_g) = \Lambda_1(q) + \dots + \Lambda_g(q)$$

introduced in formula (5.9) in [Fo1]; see also an alternative geometric definition in [FMZ2]. In particular, it is proved in [Fo1] that $\Lambda(S)$ is everywhere nonnegative.

The next argument follows G. Forni [Fo1]; see also the survey of R. Krikorian [Kr]. In the original paper of M. Kontsevich [K] an equivalent statement was formulated for connected components of the strata; it was proved by G. Forni [Fo1] that it is valid for any regular invariant suborbifold.

Following G. Forni we start with a formula from harmonic analysis (literally corresponding to Lemma 3.1 in [Fo1]). Consider the Poincaré model of the hyperbolic plane \mathbb{H}^2 of constant curvature -4 ; let t, θ be hyperbolic polar coordinates (3.1). Denote by D_t a disc of radius t in the hyperbolic metric, and by $|D_t|$ denote its area.

Lemma. *For any smooth function L on the hyperbolic plane of constant curvature -4 one has the following identity:*

$$(3.6) \quad \frac{1}{2\pi} \frac{1}{\partial t} \int_0^{2\pi} L(t, \theta) d\theta = \frac{1}{2} \tanh(t) \frac{1}{|D_t|} \int_{D_t} \Delta_{Teich} L dg_{hyp}$$

To prove the key Background Theorem below we need a couple of preparatory statements.

Lemma (Forni). *For any flat surface S in any stratum in any genus the derivative of the Hodge norm admits the following uniform bound:*

$$\max_{\substack{c \in H^1(S, \mathbb{R}) \text{ such} \\ \text{that } \|c\|=1}} \left| \frac{d \log \|c\|}{dt} \right| \leq 1$$

and the function $\Lambda(S)$ defined in (3.5) satisfies:

$$(3.7) \quad |\Lambda(S)| \leq g.$$

Proof. The statement of the Lemma is an immediate corollary of variational formulae from Lemma 2.1' in [Fo1]; basically, it is proved in Corollary 2.2 in [Fo1] (in a stronger form). \square

As an immediate Corollary we obtain the following universal bound:

Corollary. *For any flat surface S in any stratum in any genus, the logarithmic derivative of the induced Hodge norm on the exterior power $\Lambda^g(H^1(S, \mathbb{R}))$ admits the following uniform bound:*

$$(3.8) \quad \max_{\substack{L \in \Lambda^g(H^1(S, \mathbb{R})) \\ L \neq 0}} \left| \frac{d \log \|L\|}{dt} \right| \leq 1.$$

We also need the following well-known Lemma which treats the situation when a multiplicative cocycle over an ergodic dynamical system with finite measure admits an invariant cone. We confine ourselves to the situation when the multiplicative cocycle is defined by a vector bundle with a flat connection over a base \mathcal{M}_1 , where the base is endowed with a flow ergodic with respect to a finite measure ν_1 .

Suppose that the vector bundle admits a covariantly constant cone subbundle. We assume that the projectivization G of this cone subbundle is endowed with a measure, which disintegrates as $\nu_1 \times \sigma$.

Cone Lemma. *If for ν_1 -almost all base points x the σ_x -measure of any hyperplane section of the projectivized fiber G_x of the covariantly constant cone subbundle is null, then for $(\nu_1 \times \sigma)$ -almost all points (x, g) of the projectivized cone subbundle the Lyapunov exponent of a vector spanned by g_x in G_x coincides with the top Lyapunov exponent of the initial cocycle.*

Here the measure σ is not assumed to be invariant with respect to the flow.

Proof. By Oseledets Theorem, for ν_1 -almost all points x in the base, the Lyapunov exponent of *all* vectors (possibly) outside of a certain hyperplane L_x coincides with the top Lyapunov exponent of the cocycle. By assumption, the σ_x -measure of the corresponding hyperplane section of G_x is null. Hence for all such x in the base and σ_x -almost all g_x in G_x the Lyapunov exponent of a vector spanned by g_x is well-defined and coincides with the top Lyapunov exponent of the cocycle. \square

Now everything is ready to prove the Proposition below, which is the starting point of the current work.

Background Theorem (M. Kontsevich; G. Forni). *Let \mathcal{M}_1 be any closed connected regular $\mathrm{SL}(2, \mathbb{R})$ -invariant suborbifold of some stratum of Abelian differentials in genus g . The top g Lyapunov exponents of the Hodge bundle H^1 over \mathcal{M}_1 along the Teichmüller flow satisfy the following relation:*

$$(3.9) \quad \lambda_1 + \cdots + \lambda_g = \int_{\mathcal{M}_1} \Lambda(S) d\nu_1(S).$$

Let \mathcal{M}_1 be any closed connected regular $\mathrm{PSL}(2, \mathbb{R})$ -invariant suborbifold of some stratum of meromorphic quadratic differentials with at most simple poles in genus g . The top g Lyapunov exponents of the Hodge bundle H^1_+ over \mathcal{M}_1 along the Teichmüller flow satisfy the following relation:

$$(3.10) \quad \lambda_1^+ + \cdots + \lambda_g^+ = \int_{\mathcal{M}_1} \Lambda(S) d\nu_1(S).$$

Proof. We prove the first part of the statement; the proof of the second part is completely analogous.

Consider the bundle $\mathcal{G}r_g(\mathcal{M}_1)$ of Grassmannians $\mathcal{G}r_g(\mathbb{R}^{2g})$ associated to the Hodge vector bundle $H_{\mathbb{R}}^1$ over \mathcal{M}_1 . A fiber of this bundle over a “point” $S \in \mathcal{M}_1$ can be naturally identified with the set of decomposable vectors of norm one in the exterior power $\Lambda^g H^1(S, \mathbb{R})$, where the norm is defined by (3.3).

Note also that the sum of the top k Lyapunov exponents of a vector bundle is equal to the top Lyapunov exponent of its k -th exterior power. Denote by $d\sigma_S$ the normalized Haar measure in the fiber of the Grassmannian bundle over a point $S \in \mathcal{M}_1$. By the Cone Lemma for $(\nu_1 \times \sigma)$ -almost all pairs (S, L) where $S \in \mathcal{M}_1$, and $L \in \mathcal{G}r_g(H^1(S, \mathbb{R}))$ one has

$$\lambda_1 + \dots + \lambda_g = \lim_{T \rightarrow +\infty} \frac{1}{T} \log \|L(g_T S)\|$$

Using the identity

$$\log \|L(g_t S)\| = \int_0^T \frac{d}{dt} \log \|L(g_t S)\| dt$$

we average the right hand side of the above formula along the total space of the Grassmannian bundle obtaining the first equality below. Then we apply an extra averaging over the circle, and, using the uniform bound (3.8) we interchange the limit with the integral over the circle. Thus, we establish a further equality with the expression in the second line below. We apply Green formula (3.6) to the inner expression in the second line thus establishing an equality with the expression in the third line. Then we apply Proposition 3.1 to pass to the expression in line four below. We pass to the expression in line five applying definition (3.5). (Note that the fraction $\frac{\tanh(t)}{2|D_t|}$ in line four gets transformed to $\frac{\tanh(t)}{|D_t|}$ in line five; the factor 2 from the denominator of the first fraction is incorporated in $\Lambda(S)$.) Finally, to pass to the left-hand side expression in the bottom line, we use the uniform bound (3.7) to change the order of integration. The very last equality is an elementary property of $\tanh(t)$. As a result we obtain the following sequence of equalities:

$$\begin{aligned} \lambda_1 + \dots + \lambda_g &= \int_{\mathcal{G}r_g(\mathcal{M}_1)} \lim_{T \rightarrow +\infty} \frac{1}{T} \int_0^T \frac{d}{dt} \log \|L(g_t S)\| dt d\nu_1 d\sigma_S = \\ &= \int_{\mathcal{G}r_g(\mathcal{M}_1)} \lim_{T \rightarrow +\infty} \frac{1}{T} \int_0^T \frac{1}{2\pi} \int_0^{2\pi} \frac{d}{dt} \log \|L(g_t r_\theta S)\| d\theta dt d\nu_1 d\sigma_S = \\ &= \int_{\mathcal{G}r_g(\mathcal{M}_1)} \lim_{T \rightarrow +\infty} \frac{1}{T} \int_0^T \frac{\tanh(t)}{2|D_t|} \int_{D_t} \Delta_{Teich} \log \|L(g_t r_\theta S)\| dg_{hyp} dt d\nu_1 d\sigma_S = \\ &= \int_{\mathcal{M}_1} \lim_{T \rightarrow +\infty} \frac{1}{T} \int_0^T \frac{\tanh(t)}{2|D_t|} \int_{D_t} -\frac{1}{2} \Delta_{Teich} \log |\det \langle \omega_i, \omega_j \rangle| dg_{hyp} dt d\nu_1 = \\ &= \int_{\mathcal{M}_1} \lim_{T \rightarrow +\infty} \frac{1}{T} \int_0^T \frac{\tanh(t)}{|D_t|} \int_{D_t} \Lambda(S) dg_{hyp} dt d\nu_1 = \\ &= \int_{\mathcal{M}_1} \Lambda(S) d\nu_1 \cdot \left(\lim_{T \rightarrow +\infty} \frac{1}{T} \int_0^T \tanh(t) dt \right) = \int_{\mathcal{M}_1} \Lambda(S) d\nu_1(S) \end{aligned}$$

The Proposition is proved. \square

This result was developed by G. Forni in [Fo1]. In particular, he defined a collection of very interesting submanifolds, called *determinant locus*. The way in which the initial invariant suborbifold \mathcal{M}_1 intersects with the determinant locus is responsible for degeneration of the spectrum of Lyapunov exponents, see [Fo1], [Fo2], [FMZ1], [FMZ2]. However, these beautiful geometric results of G. Forni are beyond the scope of this paper, as well as further results of G. Forni [Fo1], and of A. Avila and M. Viana [AvVi] on simplicity of the spectrum of Lyapunov exponents for connected components of the strata of Abelian differentials.

3.3. Sum of Lyapunov exponents for a Teichmüller curve. For the sake of completeness we consider an application of formula (3.9) to Teichmüller curves.

Let \mathcal{C} be a smooth possibly non-compact complex algebraic curve. We recall that a variation of *real* polarized Hodge structures of weight 1 on \mathcal{C} is given by a real symplectic vector bundle $\mathcal{E}_{\mathbb{R}}$ with a flat connection ∇ preserving the symplectic form, such that every fiber of \mathcal{E} carries a Hermitian structure compatible with the symplectic form, and such that the corresponding complex Lagrangian subbundle $\mathcal{E}^{1,0}$ of the complexification $\mathcal{E}_{\mathbb{C}} = \mathcal{E}_{\mathbb{R}} \otimes \mathbb{C}$ is *holomorphic*. The variation is called *tame* if all eigenvalues of the monodromy around cusps lie on the unit circle, and the subbundle $\mathcal{E}^{1,0}$ is meromorphic at cusps. For example, the Hodge bundle of any algebraic family of smooth compact curves over \mathcal{C} (or an orthogonal direct summand of it) is a tame variation.

Similarly, a variation of *complex* polarized Hodge structures of weight 1 is given by a complex vector bundle $\mathcal{E}_{\mathbb{C}}$ of rank $p + q$ (where p, q are nonnegative integers) endowed with a flat connection ∇ , by a covariantly constant pseudo-Hermitian form of signature (p, q) , and by a holomorphic subbundle $\mathcal{E}^{1,0}$ of rank p , such that the restriction of the form to it is strictly positive. The condition of tameness is completely parallel to the real case.

Any real variation of rank $2r$ gives a complex one of signature (r, r) by the complexification. Conversely, one can associate with any complex variation $(\mathcal{E}_{\mathbb{C}}, \nabla, \mathcal{E}^{1,0})$ of signature (p, q) a real variation of rank $2(p + q)$, whose underlying local system of real symplectic vector spaces is obtained from $\mathcal{E}_{\mathbb{C}}$ by forgetting the complex structure.

Let us assume that the variation of complex polarized Hodge structures of weight 1 has a unipotent monodromy around cusps. Then the bundle $\mathcal{E}^{1,0}$ admits a canonical extension $\overline{\mathcal{E}}^{1,0}$ to the natural compactification $\overline{\mathcal{C}}$. It can be described as follows: consider first an extension $\overline{\mathcal{E}}_{\mathbb{C}}$ of $\mathcal{E}_{\mathbb{C}}$ to $\overline{\mathcal{C}}$ as a *holomorphic* vector bundle in such a way that the connection ∇ will have only first order poles at cusps, and the residue operator at any cup is nilpotent (it is called the *Deligne extension*). Then the holomorphic subbundle $\mathcal{E}^{1,0} \subset \mathcal{E}_{\mathbb{C}}$ extends uniquely as a subbundle $\overline{\mathcal{E}}^{1,0} \subset \overline{\mathcal{E}}_{\mathbb{C}}$ to the cusps.

Let $(\mathcal{E}_{\mathbb{R}}, \nabla, \mathcal{E}^{1,0})$ be a tame variation of polarized real Hodge structures of rank $2r$ on a curve \mathcal{C} with *negative* Euler characteristic. For example, \mathcal{C} could be an unramified cover of a general arithmetic Teichmüller curve, and \mathcal{E} could be a subbundle of the Hodge bundle which is simultaneously invariant under the Hodge star operator and under the monodromy.

Using the canonical complete hyperbolic metric on \mathcal{C} one can define the geodesic flow on \mathcal{C} and the corresponding Lyapunov exponents $\lambda_1 \geq \dots \geq \lambda_{2r}$ for the flat bundle $(\mathcal{E}_{\mathbb{R}}, \nabla)$, satisfying the usual symmetry property $\lambda_{2r+1-i} = -\lambda_i$, $i = 1, \dots, r$.

The holomorphic vector bundle $\mathcal{E}^{1,0}$ carries a Hermitian form, hence its top exterior power $\wedge^r(\mathcal{E}^{1,0})$ is a holomorphic line bundle also endowed with a Hermitian metric. Let us denote by Θ the curvature $(1,1)$ -form on \mathcal{C} corresponding to this metric. Then we have the following general result:

Theorem. *Under the above assumptions, the sum of the top r Lyapunov exponents of V with respect to the geodesic flow satisfies*

$$(3.11) \quad \lambda_1 + \cdots + \lambda_r = \frac{\frac{i}{\pi} \int_{\mathcal{C}} \Theta}{2G_{\mathcal{C}} - 2 + s_{\mathcal{C}}},$$

where we denote by $G_{\mathcal{C}}$ — the genus of \mathcal{C} , and by $s_{\mathcal{C}}$ — the number of hyperbolic cusps on \mathcal{C} .

Note that the genus $G_{\mathcal{C}}$ of the Teichmüller curve \mathcal{C} has no relation to the genus g of the flat surface S .

Formula (3.11) was first formulated by M. Kontsevich (in a slightly different form) in [K] and then proved rigorously by G. Forni [Fo1].

Proof. We prove the above formula for $\mathcal{E}_{\mathbb{R}} := H_{\mathbb{R}}^1$; the proof in general situation is completely analogous.

By formula (3.9) one has

$$\lambda_1 + \cdots + \lambda_g = \int_{\mathcal{M}_1} \Lambda(S) d\nu_1(S) = \frac{1}{\text{Area}(\mathcal{C})} \int_{\mathcal{C}} \Lambda(S) dg_{hyp}(S),$$

where $\text{Area}(\mathcal{C}) = \frac{\pi}{2}(2G_{\mathcal{C}} - 2 + s_{\mathcal{C}})$ is the area of \mathcal{C} in the hyperbolic metric of curvature -4 .

Let ζ be the natural complex coordinate in the hyperbolic plane; let $\partial = \partial/\partial\zeta$. The latter integral can be expressed as

$$\begin{aligned} \int_{\mathcal{C}} \Lambda(S) dg_{hyp}(S) &= -\frac{1}{4} \int_{\mathcal{C}} \Delta_{Teich} \log |\det \langle \omega_i, \omega_j \rangle| dg_{hyp}(S) = \\ &= -\frac{1}{4} \int_{\mathcal{C}} 4\partial\bar{\partial} \log |\det \langle \omega_i, \omega_j \rangle| \frac{i}{2} d\zeta \wedge d\bar{\zeta} = \\ &= \frac{i}{2} \int_{\mathcal{C}} -2\partial\bar{\partial} \log |\det \langle \omega_i, \omega_j \rangle|^{\frac{1}{2}} d\zeta \wedge d\bar{\zeta} = \frac{i}{2} \int_{\mathcal{C}} \Theta(\Lambda^g H^{1,0}) \end{aligned}$$

where $\Theta(\Lambda^g H^{1,0})$ is the curvature form of the determinant line bundle. Dividing the latter expression by the expression for the $\text{Area}(\mathcal{C})$ found above we complete the proof. \square

Note that a similar result holds also for *complex* tame variations of polarized Hodge structures. Namely, for a variation of signature (p, q) one has $p+q$ Lyapunov exponents

$$\lambda_1 \geq \cdots \geq \lambda_{p+q}.$$

Let $r := \min(p, q)$. Then, it is easy to verify that we again have the symmetry $\lambda_{p+q+1-i} = -\lambda_i$, $i = 1, \dots, p+q$, and that when $p \neq q$ we have an additional relation $\lambda_{r+1} = \cdots = \lambda_{p+q-r} = 0$ (see [FMZ3]). The collection (with multiplicities) $\{\lambda_1, \dots, \lambda_r\}$ will be called the *non-negative* part of the Lyapunov spectrum. We claim that the sum of non-negative exponents $\lambda_1 + \cdots + \lambda_r$ is again given by the formula (3.11).

The proof follows from the simple observation that one can pass from a complex variation to a real one by taking the underlying real local system. Both the sum of non-negative exponents and the integral of the curvature form are multiplied by two under this procedure.

The denominator in the above formula is equal to minus the Euler characteristic of \mathcal{C} , i.e. to the area of \mathcal{C} up to a universal factor 2π . The numerator also admits an algebro-geometric interpretation for variations of real Hodge structures arising as direct summands of Hodge bundles for algebraic families of curves. Note that the form $\frac{i}{2\pi}\Theta$ represents the first Chern class of $\mathcal{E}^{1,0}$. Let us assume that the monodromy of (\mathcal{E}, ∇) around any cusp is unipotent (this can be achieved by passing to a finite unramified cover of \mathcal{C}). Then one has the following identity (see e.g. Proposition 3.4 in [Pe]):

$$\frac{i}{\pi} \int_{\mathcal{C}} \Theta = 2 \deg \overline{\mathcal{E}^{1,0}}.$$

In general, without the assumption on unipotency, we obtain that the integral above is a rational number, which can be interpreted as an orbifold degree in the following way. Namely, consider an unramified Galois cover $\mathcal{C}' \rightarrow \mathcal{C}$ such that the pullback of (\mathcal{E}, ∇) has a unipotent monodromy. Then the compactified curve $\overline{\mathcal{C}}$ is a quotient of $\overline{\mathcal{C}'}$ by a finite group action, and hence is endowed with a natural orbifold structure. Moreover, the holomorphic Hodge bundle on $\overline{\mathcal{C}'}$ will descend to an orbifold bundle on $\overline{\mathcal{C}}$. Then the integral of $\frac{i}{2\pi}\Theta$ over \mathcal{C} is equal to the orbifold degree of this bundle.

The choice of the orbifold structure on $\overline{\mathcal{C}}$ is in a sense arbitrary, as we can choose the cover $\mathcal{C}' \rightarrow \mathcal{C}$ in different ways. The resulting orbifold degree does not depend on this choice. The corresponding algebro-geometric formula for the denominator given as an orbifold degree, is due to I. Bouw and M. Möller in [BwMö].

In the next sections we compute the integral in the right-hand side of (3.9), that is, we compute the average curvature of the determinant bundle. Our principal tool is the analytic Riemann–Roch Theorem (Theorem 5 below) combined with the study of the determinant of the Laplacian of a flat metric near the boundary of the moduli space. The next section 3.4 is used to motivate Theorem 5; readers with a purely analytic background may wish to proceed directly to section 3.5.

3.4. Riemann–Roch–Hirzebruch–Grothendieck Theorem. Let $\pi : C \rightarrow B$ be a complex analytic family of smooth projective algebraic curves, endowed with n holomorphic sections s_1, \dots, s_n , and multiplicities $m_i > 0$. We assume that for any $x \in B$ points $s_i(x)$, $i = 1, \dots, n$, in the fiber $C_x := \pi^{-1}(x)$ are pairwise distinct. Denote by D_i , $i = 1, \dots, n$ the irreducible divisor in C given by the image of s_i . Moreover, we assume that a complex line bundle \mathcal{L} on B is given, together with a holomorphic identification

$$T_{C/B}^* \simeq \pi^* \mathcal{L} \otimes \mathcal{O}_C \left(\sum_i m_i D_i \right).$$

In plain terms it means that any nonzero vector l in the fiber \mathcal{L}_x of \mathcal{L} at $x \in B$ gives a holomorphic one form α_l on C_x with zeroes of multiplicities m_i at points $s_i(x)$.

Let us apply the standard Riemann–Roch–Hirzebruch–Grothendieck theorem to the trivial line bundle $\mathcal{E} := \mathcal{O}_C$:

$$ch(R\pi_*(\mathcal{E})) = \pi_* (ch(\mathcal{E})td(T_{C/B})) \in H^{even}(B; \mathbb{Q})$$

and look at the term in $H^2(B; \mathbb{Q})$. The left-hand side is equal to

$$c_1(\mathcal{H}) ,$$

where \mathcal{H} is the holomorphic vector bundle on B with the fiber at $x \in B$ given by

$$\mathcal{H}_x := \Gamma(C_x, \Omega_{C_x}^1) ,$$

(that is the Hodge bundle $H^{1,0}$.) The reason is that the class of $R\pi_*(\mathcal{O}_C)$ in the K -group of B is represented by the difference

$$[R^0\pi_*(\mathcal{O}_C)] - [R^1\pi_*(\mathcal{O}_C)] = [\mathcal{O}_B] - [\mathcal{H}^*]$$

Let us compute the right-hand side in the Riemann–Roch–Hirzebruch–Grothendieck formula. The Chern character of $\mathcal{E} := \mathcal{O}_C$ is

$$ch(\mathcal{E}) = 1 \in H^{even}(C; \mathbb{Q}) .$$

Therefore, the term in

$$H^2(B; \mathbb{Q})$$

is the direct image of the term in $H^4(C; \mathbb{Q})$ of the Todd class $T_{C/B}$, that is

$$\frac{1}{12}\pi_*(c_1(T_{C/B})^2) .$$

By our assumption, we have

$$c_1(T_{C/B}) = - \left(\pi^*c_1(\mathcal{L}) + \sum_i m_i [D_i] \right) .$$

First of all, we have

$$\pi_*(\pi^*(c_1(\mathcal{L})))^2 = \pi_*(1) \cdot c_1(\mathcal{L})^2 = 0$$

because $\pi_*(1) = 0$. Also, divisors D_i and D_j are disjoint for $i \neq j$. Hence,

$$\pi_*(c_1(T_{C/B})^2) = 2 \sum_i m_i \pi_*(\pi^*c_1(\mathcal{L}) \cdot [D_i]) + \sum_i m_i^2 \pi_*([D_i] \cdot [D_i]) .$$

Obviously,

$$\pi_*(\pi^*c_1(\mathcal{L}) \cdot [D_i]) = c_1(\mathcal{L}) \cdot \pi_*([D_i]) = c_1(\mathcal{L}) \in H^2(B; \mathbb{Q})$$

because $\pi_*([D_i]) = 1$.

Also,

$$\pi_*([D_i] \cdot [D_i]) = s_i^*(c_1(N_{D_i})) ,$$

where N_{D_i} is the normal line bundle to the D_i . If we identify D_i with the base B by map s_i , one can see easily that

$$s_i^*(c_1(N_{D_i})) = -\frac{1}{m_i + 1} c_1(\mathcal{L}) \in H^2(B; \mathbb{Q})$$

The conclusion is that

$$c_1(\mathcal{H}) = \text{const} \cdot c_1(\mathcal{L})$$

where the constant is given by

$$\text{const} = \frac{1}{12} \sum_i \left(2m_i - \frac{m_i^2}{m_i + 1} \right) = \frac{1}{12} \sum_i \frac{m_i(m_i + 2)}{m_i + 1}$$

The line bundle \mathcal{L} is endowed with a natural Hermitian norm, for any $l \in \mathcal{L}_x$, $x \in B$ we define

$$|l|^2 := \int_{C_x} |\alpha_l|^2$$

where $\alpha_l \in \Gamma(C_x, \Omega_{C_x}^1)$ is the holomorphic one form corresponding to l .

Hence, we have a canonical 2-form representing $c_1(\mathcal{L})$. Similarly, vector bundle \mathcal{H} carries its own natural Hermitian metric coming from Hodge structure. It gives another canonical 2-form representing $c_1(\mathcal{H})$. Analytic Riemann–Roch theorem provides an explicit formula for a function, whose $\partial\bar{\partial}$ derivative gives the correction. To formulate the analytic Riemann–Roch theorem we need to introduce the determinant of Laplace operator.

3.5. Determinant of Laplace operator on a Riemann surface. To define a determinant $\det \Delta_g$ of the Laplace operator on a Riemann surface C endowed with a smooth Riemannian metric g one defines the following *spectral zeta function*:

$$\zeta(s) = \sum_{\theta} \theta^{-s}$$

where the sum is taken over nonzero eigenvalues of Δ_g . This sum converges for $\text{Re}(s) > 1$. The function $\zeta(s)$ might be analytically continued to $s = 0$ and then one defines

$$\log \det \Delta_g := -\zeta'(0)$$

The analytic continuation can be obtained from the following formula expressing $\zeta(s)$ in terms of the trace of the heat kernel,

$$\zeta(s) = \frac{1}{\Gamma(s)} \int_0^\infty t^{s-1} \text{Tr}(\exp(t\Delta_g)) dt,$$

and the well known short-time asymptotics of the trace of the heat kernel.

Let g_1 and g_2 be two nonsingular metrics in the same conformal class on a closed nonsingular Riemann surface C . Let the smooth function 2ϕ be the logarithm of the conformal factor relating the metrics g_1 and g_2 :

$$g_2 = \exp(2\phi) \cdot g_1.$$

The theorem below, see [P1], [P2], relates the determinants of the two Laplace operators:

Theorem (Polyakov Formula).

$$\begin{aligned} (3.12) \quad & \log \det \Delta_{g_2} - \log \det \Delta_{g_1} = \\ & = \frac{1}{12\pi} \left(\int_C \phi \Delta_{g_1} \phi dg_1 - 2 \int_C \phi K_{g_1} dg_1 \right) + \left(\log \text{Area}_{g_2}(C) - \log \text{Area}_{g_1}(C) \right) \end{aligned}$$

3.6. Determinant of Laplacian in the flat metric. Consider a flat surface S of area one in some stratum of Abelian or quadratic differentials. In a neighborhood of any nonsingular point of S we can choose a *flat coordinate* z such that the corresponding quadratic differential q (which is equal to ω^2 when we work with an Abelian differential ω) has the form

$$q = (dz)^2.$$

A conical singularity P of order d of S has the cone angle $(d+2)\pi$. One can choose a local coordinate w in a neighborhood of P such that the quadratic differential q has the form

$$(3.13) \quad q = w^d (dw)^2 .$$

in this coordinate. The corresponding flat metric g_{flat} has the form $|dz|^2$ in a neighborhood of a nonsingular point and

$$(3.14) \quad g_{flat}(w, \bar{w}) = |w|^d |dw|^2 .$$

in a neighborhood of a conical singularity.

Let $\varepsilon > 0$, and suppose that g_{flat} is such, that the flat distance between any two conical singularities is at least 2ε . We define a smoothed flat metric $g_{flat,\varepsilon}$ as follows. It coincides with the flat metric $|q|$ outside of the ε -neighborhood of conical singularities. In an ε -neighborhood of a conical singularity it is represented as $g_{flat,\varepsilon} = \rho_{flat,\varepsilon}(|w|) |dw|^2$ where the local coordinate w is defined in (3.13). We choose a smooth function $\rho_{flat,\varepsilon}(r)$ so that it satisfies the following conditions:

$$(3.15) \quad \rho_{flat,\varepsilon}(r) = \begin{cases} r^d & r \geq \varepsilon \\ \text{const}_{flat,\varepsilon} & 0 \leq r \leq \varepsilon' \end{cases} ,$$

and on the interval $\varepsilon' < r < \varepsilon$ the function $\rho_{flat,\varepsilon}(r)$ is monotone and has monotone derivative.

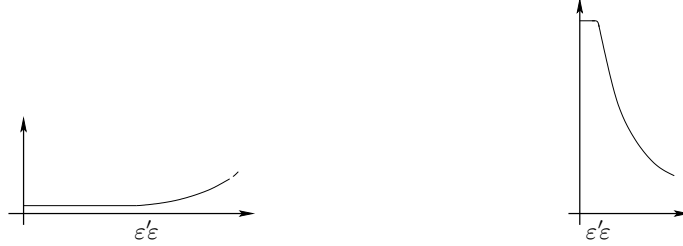


FIGURE 4. Function $\rho_{flat,\varepsilon}(r)$ corresponding to a zero of a meromorphic quadratic differential on the left and to a simple pole — on the right.

It is convenient for us to obtain the function $\rho_{flat,\varepsilon}(r)$ in the definition of $g_{flat,\varepsilon}$ from a continuous function which is constant on the interval $[0, \varepsilon]$ and coincides with r^d for $r \geq \varepsilon$. This continuous function is not smooth for $r = \varepsilon$, so we smooth out this “corner” in an arbitrary small interval $[\varepsilon', \varepsilon]$ by an appropriate convex or concave function depending on the sign of the integer d , see Figure 4.

Denote by S a flat surface of area one defined by an Abelian differential or by a meromorphic quadratic differential with at most simple poles. Denote by S_0 some fixed flat surface in the same stratum.

Definition 2. We define the relative determinant of a Laplace operator as

$$(3.16) \quad \det \Delta_{flat}(S, S_0) := \lim_{\varepsilon \rightarrow 0} \frac{\det \Delta_{flat,\varepsilon}(S)}{\det \Delta_{flat,\varepsilon}(S_0)}$$

where $\Delta_{flat,\varepsilon}$ is the Laplace operator of the metric $g_{flat,\varepsilon}$.

Note that numerator and denominator in the above formula diverge as $\varepsilon \rightarrow 0$. However, we claim that for sufficiently small ε the ratio, in fact, does not depend neither on ε nor the exact form of the function $\rho_{flat,\varepsilon}$. Indeed, suppose $\varepsilon_1 < \varepsilon_2$. Then by the Polyakov formula,

$$\begin{aligned} \log \frac{\det \Delta_{flat,\varepsilon_2}(S)}{\det \Delta_{flat,\varepsilon_2}(S_0)} - \log \frac{\det \Delta_{flat,\varepsilon_1}(S)}{\det \Delta_{flat,\varepsilon_1}(S_0)} &= \\ &= \log \frac{\det \Delta_{flat,\varepsilon_2}(S)}{\det \Delta_{flat,\varepsilon_1}(S)} - \log \frac{\det \Delta_{flat,\varepsilon_2}(S_0)}{\det \Delta_{flat,\varepsilon_1}(S_0)} = \\ &= \frac{1}{12\pi} \left(\int_S \phi_S \Delta_{flat,\varepsilon_1} \phi_S dg_{flat,\varepsilon_1} - 2 \int_S \phi_S K_{flat,\varepsilon_1} dg_{flat,\varepsilon_1} \right) + \\ &\quad + \left(\log \text{Area}_{g_{flat,\varepsilon_2}}(C) - \log \text{Area}_{g_{flat,\varepsilon_1}}(C) \right) - \\ &- \frac{1}{12\pi} \left(\int_{S_0} \phi_{S_0} \Delta_{flat,\varepsilon_1} \phi_{S_0} dg_{flat,\varepsilon_1} - 2 \int_{S_0} \phi_{S_0} K_{flat,\varepsilon_1} dg_{flat,\varepsilon_1} \right) - \\ &\quad - \left(\log \text{Area}_{g_{flat,\varepsilon_2}}(C_0) - \log \text{Area}_{g_{flat,\varepsilon_1}}(C_0) \right). \end{aligned}$$

Note that the metrics g_{flat,ε_2} and g_{flat,ε_1} on C differ only on ε_2 -neighborhoods of conical points. Similarly, the metrics g_{flat,ε_2} and g_{flat,ε_1} on C_0 differ only on ε_2 -neighborhoods of conical points; in particular the conformal factors are supported on this neighborhoods. Since these neighborhoods are isometric by our construction the above difference is equal to zero.

Thus, $\det \Delta_{flat}(S, S_0)$ is well-defined on the entire stratum.

Remark. One can apply various approaches to regularize the determinant of the Laplacian of a flat metric with conical singularities, see, for example, the approach of A. Kokotov and D. Korotkin, who use Friedrichs extension in [KkKt2], or the approach of A. Kokotov [Kk2], who works with more general metrics with conical singularities. All these various approaches lead to essentially equivalent definitions.

3.7. Analytic Riemann–Roch Theorem. The Analytic Riemann–Roch Theorem was developed by numerous authors in different context. To give a very partial credit we would like to cite the papers of A. Belavin and V. Knizhnik [BeKn], of J.-M. Bismut and J.-B. Bost [BiBo] of J.-M. Bismut, H. Gillet and C. Soulé [BGS1], [BGS2], [BGS3], of D. Quillen [Q], of L. Takhtadzhyan and P. Zograf [TZg], and references in these papers.

The results obtained in the recent paper of A. Kokotov and D. Korotkin [KkKt2] are especially close to Theorem 5 (see section 5.2 below).

Theorem 5. *For any flat surface S in any stratum $\mathcal{H}_1(m_1, \dots, m_n)$ of Abelian differentials the following formula holds:*

$$(3.17) \quad \Delta_{Teich} \log |\det \langle \omega_i, \omega_j \rangle| = \Delta_{Teich} \log \det \Delta_{flat}(S, S_0) - \frac{1}{3} \sum_{j=1}^n \frac{m_j(m_j + 2)}{m_j + 1},$$

where $m_1 + \dots + m_n = 2g - 2$. Here Δ_{Teich} is taken with respect to the canonical hyperbolic metric of curvature -4 on the Teichmüller disc passing through S .

For any flat surface S in any stratum $\mathcal{Q}_1(d_1, \dots, d_n)$ of meromorphic quadratic differentials with at most simple poles the following formula holds:

$$(3.18) \quad \Delta_{Teich} \log |\det \langle \omega_i, \omega_j \rangle| = \Delta_{Teich} \log \det \Delta_{flat}(S, S_0) - \frac{1}{6} \sum_{j=1}^n \frac{d_j(d_j + 4)}{d_j + 2},$$

where $d_1 + \dots + d_n = 4g - 4$.

Theorem 5 is proved in section 5.

Consider two basic examples illustrating Theorem 5.

Example 3.2 (Flat torus). Consider the canonical coordinate $\zeta = x + iy$ in the fundamental domain, $\text{Im } \zeta > 0$, $|\zeta| \geq 1$, $-1/2 \leq \text{Re } \zeta \leq 1/2$, of the upper half-plane parameterizing the space of flat tori. This coordinate was introduced in Example 3.1 in the end of section 3.1.

There are no conical singularities on a flat torus, so the definition of the determinant of Laplacian does not require a regularization. For a torus of unit area, one has:

$$\Delta_{flat} = 4 \text{Im}(\zeta) |\eta(\zeta)|^4,$$

see, for example, [OPS], page 205, or formula (1.3) in [McIT]. Thus,

$$\Delta_{Teich} \log \Delta_{flat} = \Delta_{Teich} \log |\text{Im } \zeta| = \Delta_{Teich} \log y.$$

On the other hand, as a holomorphic section $\omega(\zeta)$ we can choose the Abelian differential with periods 1 and ζ . Then $\det \langle \omega_i, \omega_j \rangle| = \|\omega\|^2 = \text{Area} = \text{Im } \zeta$. Thus, the equality (3.17) holds.

For the sake of completeness let us also verify explicitly the key formula (3.9). There is only one Lyapunov exponent in the torus case, namely λ_1 , and we know its value from general arguments, $\lambda_1 = 1$.

Evaluating the integral (3.9) and using the fact that the hyperbolic area of the fundamental domain Ω in the hyperbolic metric of constant curvature -4 satisfies

$$\text{Area}_{g_{hyp}}(\Omega) = \frac{1}{4} \cdot \frac{\pi}{3}$$

we get

$$\begin{aligned} \int_{\mathcal{M}_1} \Lambda(S) d\nu_1(S) &= -\frac{1}{4} \int_{\mathcal{M}_1} \Delta_{Teich} \log \det |\langle \omega_i, \omega_j \rangle| d\nu_1(S) = \\ &= -\frac{1}{4 \text{Area}_{g_{hyp}}(\Omega)} \int_{\Omega} \Delta_{Teich} \log \text{Im } \zeta dg_{hyp} = \\ &= \frac{1}{\frac{1}{4} \cdot \frac{\pi}{3}} \int -\frac{1}{4} \cdot 4 \left(\frac{\partial^2}{\partial x^2} + \frac{\partial^2}{\partial y^2} \right) \log y \frac{|dx dy|}{4y^2} = 1 \end{aligned}$$

as expected.

Example 3.3 (Flat sphere with four cone points). According to a result A. Kokotov and D. Korotkin [KkKt3], the determinant of the Laplacian for the flat metric defined by a quadratic differential with four simple poles and no other singularities on \mathbb{CP}^1 one has the form

$$\det \Delta^{|q|} = \text{const} \cdot \frac{|\text{Im}(A\bar{B})| \cdot |\eta(B/A)|^2}{|A|},$$

where A and B are the periods of the covering torus (see the last pages of [KkKt3]). Here, the determinant $\det \Delta^{|q|}$ of Laplacian corresponding to the flat metric $|q|$ defined in [KkKt3] differs from $\det \Delta^{|q|}(S, S_0)$ only by a multiplicative constant. Note that

$$\operatorname{Im}(A\bar{B}) = \operatorname{Im}\left(\frac{A\bar{A}\bar{B}}{\bar{A}}\right) = |A|^2 \operatorname{Im}(\bar{B}/\bar{A}) = -|A|^2 \operatorname{Im}(B/A)$$

Thus,

$$\det \Delta^{|q|} = \text{const} \cdot |A| \cdot |\operatorname{Im}(B/A)| \cdot |\eta(B/A)|^2.$$

One should not be misguided by the fact that under the normalization $A := 1$ one gets $\Delta_{\text{Teich}}|A| = 0$ along a holomorphic deformation. Recall that in our setting we have to normalize the area of the flat sphere to one! Doing so for the double-covering torus with $A = 1$ and $B = \zeta = x + iy$ we rescale A to $A = 1/\sqrt{y}$ and $B \sim \sqrt{y}$, which implies that for the sphere of unit area we get

$$(3.19) \quad \det \Delta^{|q|} = \text{const} \cdot y^{-1/2} \cdot y \cdot |\eta(B/A)|^2,$$

so

$$\Delta_{\text{Teich}} \log \det \Delta^{|q|} = \frac{1}{2} \log y.$$

Comparing to the integral above, we get

$$\int_{\mathcal{M}_1} -\frac{1}{4} \Delta_{\text{Teich}} \log \det \Delta^{|q|} = \frac{1}{2}.$$

On the other hand, for four simple poles one has

$$\frac{1}{24} \sum_{j=1}^4 \frac{(-1)(-1+4)}{-1+2} = -\frac{1}{2},$$

and integrating (3.18) we get zeros on both sides, as expected.

3.8. Hyperbolic metric with cusps. A conformal class of a flat metric $|q|$ contains a canonical hyperbolic metric of any given constant curvature with cusps exactly at the singularities of the flat metric. (In the case, when $q = \omega^2$, where $\omega \in \mathcal{H}(0)$ is a holomorphic Abelian differential on a torus, we mark a point on the torus.) In an appropriate holomorphic coordinate ζ in a neighborhood of a conical singularity P of such canonical hyperbolic metric g_{hyp} of curvature -1 has the form

$$(3.20) \quad g_{\text{hyp}}(\zeta, \bar{\zeta}) = \frac{|d\zeta|^2}{|\zeta|^2 \log^2 |\zeta|}.$$

Similarly to the smoothed flat metric we define a smoothed hyperbolic metric $g_{\text{hyp},\delta}$. It coincides with the hyperbolic metric g_{hyp} outside of a neighborhood of singularities. In a small neighborhood of a singularity it is represented as $g_{\text{hyp},\delta} = \rho_{\text{hyp},\delta}(|\zeta|) |d\zeta|^2$ where the local coordinate ζ is as in (3.20). We choose a smooth function $\rho_{\text{hyp},\delta}(s)$ so that it satisfies the following conditions:

$$(3.21) \quad \rho_{\text{hyp},\delta}(s) = \begin{cases} s^{-2} \log^{-2} s & s \geq \delta \\ \text{const}_{\text{hyp},\delta} & 0 \leq s \leq \delta' \end{cases},$$

and on the interval $\delta' < s < \delta$ the function $\rho_{\text{hyp},\delta}(s)$ is monotone and has monotone derivative. We can assume that δ' is extremely close to δ and that $\text{const}_{\text{hyp},\delta}$ is extremely close to $\delta^{-2} \log^{-2}(\delta)$, see Figure 4.

Suppose that S and S_0 are two surfaces in the same stratum.

Definition 3 (Jorgenson–Lundelius). Define relative determinant of a Laplace operator in the hyperbolic metric as

$$\det \Delta_{g_{hyp}}(S, S_0) := \frac{\det \Delta_{hyp, \delta}(S)}{\det \Delta_{hyp, \delta}(S_0)},$$

where $\Delta_{hyp, \delta}(S)$ and $\Delta_{hyp, \delta}(S_0)$ are Laplace operators of the metric $g_{hyp, \delta}$ on S and S_0 correspondingly.

As in section section 3.6, we can see that $\det \Delta_{g_{hyp}}(S, S_0)$ does not depend either on δ or on the exact choice of the function $\rho_{hyp, \delta}(s)$.

Now we can formulate our strategy for the rest of the proof. By formula (3.9), to compute the sum of the Lyapunov exponents we need to evaluate the integral of $\Delta_{Teich} \log |\det \langle \omega_i, \omega_j \rangle|$ over the corresponding $SL(2, \mathbb{R})$ -invariant suborbifold. Using the analytic Riemann–Roch Theorem this is equivalent to evaluation of the integral of $\Delta_{Teich} \log \det \Delta_{flat}(S, S_0)$, see equations (3.17) and (3.18). Using Polyakov formula we compare $\log \det \Delta_{flat}(S, S_0)$ with $\log \det \Delta_{g_{hyp}}(S, S_0)$ and show that when the underlying Riemann surface S is close to the boundary of the moduli space, there is no much difference between them.

The determinant of Laplacian in the *hyperbolic* metric was thoroughly studied, see, for example, papers of B. Osgood, R. Phillips, and P. Sarnak [OPS], of S. Wolpert [W1], of J. Jorgenson and R. Lundelius [JL], [Lu]. In particular, there is a very explicit asymptotic formula for $\log \det \Delta_{g_{hyp}}(S, S_0)$ due to S. Wolpert [W1] and to R. Lundelius [Lu]. Using these formula and performing an appropriate cutoff near the boundary, we evaluate the integral of $\Delta_{Teich} \log \det \Delta_{flat}(S, S_0)$.

3.9. Relating flat and hyperbolic Laplacians by means of Polyakov formula. Consider a function f on a flat surface S and a function f_0 on a fixed flat surface S_0 in the same stratum as S . Assume that the functions are nonsingular outside of conical singularities of the flat metrics. By convention the surfaces belong to the same stratum. We assume that the conical singularities are named, so there is a canonical bijection between conical singularities of S and S_0 . By construction, small neighborhoods of corresponding conical singularities are isometric in the corresponding hyperbolic metrics with cusps defined by (3.20). The isometry is unique up to a rotation.

Suppose that we can represent f and f_0 in a neighborhood $O(R)$ of each cusp as

$$\begin{aligned} f(r, \theta) &= g(r) + h(r, \theta) \\ f_0(r, \theta) &= g(r) + h_0(r, \theta) \end{aligned}$$

where $g(r)$ is rotationally symmetric and h and h_0 are already integrable with respect to the hyperbolic metric of the cusp. We define

$$\begin{aligned} (3.22) \quad \left\langle \int_S f dg_{hyp} - \int_{S_0} f_0 dg_{hyp} \right\rangle &:= \\ &= \int_{S \cup \mathcal{O}_j(R)} f dg_{hyp} - \int_{S_0 \cup \mathcal{O}_j(R)} f_0 dg_{hyp} + \sum_j \int_{\mathcal{O}_j(R)} (f - f_0) dg_{hyp} \end{aligned}$$

Clearly, this definition does not depend on the cutoff parameter R .

Recall that g_{flat} and g_{hyp} belong to the same conformal class. Denote by ϕ (correspondingly ϕ_0) the following function on the surface S (correspondingly S_0):

$$g_{flat} = \exp(2\phi)g_{hyp} .$$

Theorem 6. *For any pair S, S_0 of flat surfaces of the same area in any stratum of Abelian differentials or of meromorphic quadratic differentials with at most simple poles one has*

$$(3.23) \quad \begin{aligned} \log \det \Delta_{flat}(S, S_0) - \log \det \Delta_{hyp}(S, S_0) = \\ = \frac{1}{12\pi} \left\langle \int_S \phi dg_{hyp} - \int_{S_0} \phi_0 dg_{hyp} \right\rangle - \\ - \frac{1}{6} \sum_j \left(\log \left| \frac{dw}{d\zeta}(P_j, S) \right| - \log \left| \frac{dw_0}{d\zeta}(P_j, S_0) \right| \right) \end{aligned}$$

Theorem 6 is a corollary of Polyakov formula; it is proved in section 6.

3.10. Comparison of relative determinants of Laplace operators near the boundary of the moduli space. In section 7 we estimate the integral in formula (3.23) from Theorem 6 and prove the following statement.

Theorem 7. *Consider two flat surfaces S, S_0 of area one in the same stratum. Let $\ell_{flat}(S), \ell_{flat}(S_0)$ be the lengths of shortest saddle connections on flat surface S and S_0 correspondingly. Assume that $\ell_{flat}(S_0) \geq l_0$. Then*

$$(3.24) \quad \left| \log \det \Delta_{flat}(S, S_0) - \log \det \Delta_{hyp}(S, S_0) \right| = O(|\log \ell_{flat}(S)|),$$

where

$$\left| O(\log \ell_{flat}(S)) \right| \leq \text{const}_1(g, n) \cdot |\log \ell_{flat}(S)| + \text{const}_0(g, n, l_0)$$

with constants $\text{const}_0(g, n, l)$, $\text{const}_1(g, n)$ depending only on the genus of S , on the number n of conical singularities of the flat metric on S and on the bound l_0 for $\ell_{flat}(S_0)$.

Choice of the constants. First note, that for any given genus there is only a finite number of strata of holomorphic 1-forms or holomorphic quadratic differentials. Hence, for such strata one can omit dependence on n . In other words, the argument n of const_1 and of const_0 controls the number of simple poles of the quadratic differentials in the stratum, which might be arbitrary large for a given genus.

The constant $\text{const}_1(g, n)$ can be, actually, chosen explicitly. As we shall see in the proof of Theorem 7 in section 7.5, for each individual stratum $\mathcal{Q}(d_1, \dots, d_n)$ the constant $\text{const}_1(g, n)$ can be chosen as any number strictly greater than

$$\frac{1}{12} \left(2g - 2 + n + \sum_{i=1}^n \frac{2}{d_i + 2} \right) .$$

In particular, one can choose

$$\text{const}_1(g, n) := \frac{1}{12} \cdot (2g - 2 + 3n)$$

for any pair (g, n) except $(g, n) = (0, 4)$. The latter case is reduced to a single stratum $\mathcal{Q}(-1^4)$ for which one can choose $\text{const}_1(0, 4) = 5/6 + \varepsilon$ with arbitrary small strictly positive ε .

Example 7.1 in section 7.1 illustrates that one cannot get an estimate better than $\frac{1}{12} \cdot \ell_{\text{flat}}(S)$ for all strata different from $Q(9, -1)$ containing at least two distinct singularities.

Establishing a convention confining the choice of the auxiliary flat surface S_0 to some reasonable predefined compact subset of the stratum one can make const_0 independent of l_0 . For example, the subset of those S_0 for which $\ell_{\text{flat}}(S_0) \geq 1/\sqrt{2g-2+n}$ is nonempty for any connected component of any stratum. As an alternative one can impose a lower bound on the shortest hyperbolic geodesic on the Riemann surface underlying S_0 in terms of g and n .

We prove Theorem 7 applying the following scheme. To evaluate the integral in formula (3.23) we use a thick-thin decomposition of the surface S determined by the hyperbolic metric. Then, using Theorem 10 (Geometric Compactification Theorem) we obtain a desired estimate for the thick part. Applying results of Bers–Masur–Wolpert on uniform convergence of the hyperbolic metric on the thin part of the surface, we obtain desired estimates for the integral on the thin part.

3.11. Determinant of Laplacian near the boundary of the moduli space.

Consider a holomorphic 1-form ω (or a meromorphic differential q with at most simple poles) on a closed Riemann surface of genus g . Consider the corresponding flat surface $S = S(\omega)$ (correspondingly $S(q)$). Assume that ω (correspondingly q) is normalized in such way that the flat area of S is equal to one.

Every regular closed geodesic on a flat surface belongs to a family of parallel closed geodesics of equal length. Such family fills a maximal cylinder with conical points of the metric on each of the two boundary components. Denote by h_j and w_j a height and a width correspondingly of such a maximal cylinder. (By convention a “width” of a cylinder is a length of its waist curve, which by assumption is a closed geodesic in the flat metric.) By a *modulus* of the flat cylinder we call the ratio h_j/w_j .

Theorem 8. *For any stratum $\mathcal{H}_1(m_1, \dots, m_n)$ of Abelian differentials and for any stratum $\mathcal{Q}_1(d_1, \dots, d_n)$ of meromorphic quadratic differentials with at most simple poles there exist a constant $M = M(g, n) \gg 1$ depending only on the genus g and on the number n of zeroes and simple poles, such that for any pair S, S_0 of flat surfaces of unit area in the corresponding stratum one has*

$$(3.25) \quad -\log \det \Delta_{\text{flat}}(S, S_0) = \frac{\pi}{3} \sum_{\substack{\text{cylinders with} \\ h_r/w_r \geq M}} \frac{h_r}{w_r} + O(\log \ell_{\text{flat}}(S)),$$

where $\ell_{\text{flat}}(S)$ is the length of the shortest saddle connection on the flat surfaces S and h_r, w_r denote heights and widths of maximal flat cylinders of modulus at least M on the flat surface S . Here

$$\left| O(\log \ell_{\text{flat}}(S)) \right| \leq C_1(g, n) \cdot |\log \ell_{\text{flat}}(S)| + C_0(g, n, S_0)$$

with $C_1(g, n), C_0(g, n, S_0)$ depending only on the genus g , on the number n of conical singularities of the base flat surface S_0 .

Choice of the constants. Similarly to the way suggested in the discussion following Theorem 7, establishing a reasonable convention on the choice of S_0 one can get rid of dependence of the constants on the base surface S_0 . For holomorphic 1-forms

and holomorphic quadratic differentials one can also get rid of the dependence of the constants C_1 and $C_0 n$, so, basically, n is responsible for the number of poles.

Remark. In section 7.1 we present the Modulus Lemma due to S. Wolpert. This Lemma implies that a flat cylinder of sufficiently large modulus necessarily contains a short hyperbolic geodesic for the underlying hyperbolic metric. The number of short hyperbolic geodesics on a surface is bounded by $3g - 3 + n$. Thus, for sufficiently large M depending only on g and n , the number of summands in expression (3.25) is uniformly bounded. Any M sufficiently large to assure the Modulus Lemma and the bound $3g - 3 + n$ for the number of short curves, can be chosen as $M(g, n)$.

Example 3.4 (Flat torus). In notations of Example 3.2 from the previous section, one has the following expression for the determinant of the Laplacian in a flat metric on a torus of area one:

$$\det \Delta_{flat}(\zeta) = 4 \operatorname{Im}(\zeta) |\eta(\zeta)|^4.$$

see, for example, [OPS], page 205, or formula (1.3) in [McIT]. Taking the logarithm of the above formula and using the asymptotic of the Dedekind η -function for large values of $\operatorname{Im} \zeta$ we get

$$\log \det \Delta_{flat} \sim 4 \log |\eta(\zeta)| \sim -\frac{\pi}{3} \operatorname{Im} \zeta, \quad \text{when } \operatorname{Im} \zeta \rightarrow +\infty.$$

Note that h/w does not depend on the rescaling of the torus, and $h/w \sim \operatorname{Im} \zeta$. Thus, we get the asymptotics promised by relation (3.25) of Theorem 8.

Example 3.5 (Flat sphere with four cone points). In Example 3.3 from the previous section we considered the determinant of the Laplacian in a flat metric on \mathbb{CP}^1 defined by a quadratic differential with four simple poles and with no other singularities; see the last pages of [KkKt3] for details. This expression (3.19) implies the following asymptotics for large values of $\operatorname{Im} \zeta$ (we keep notations of Example 3.3):

$$\log \det \Delta^{|q|} \sim 2 \log |\eta(\zeta)|, \quad \text{when } \operatorname{Im} \zeta \rightarrow +\infty,$$

which is one half of the torus case. Indeed, the height h of the single flat cylinder of the covering torus is twice bigger than the height of the single flat cylinder on the underlying flat sphere, while the width w of the cylinder on the torus is the same as the width of the one on the flat sphere. Thus, we again get the asymptotics promised by relation (3.25) of Theorem 8.

Theorem 8 is proved in section 8. Our strategy is to derive the result from an analogous estimate by Lundelius and Jorgenson—Lundelius for a hyperbolic metric punctured at the zeroes of ω (correspondingly, q) and then apply the estimate (3.25) from Theorem 8.

3.12. The contribution of the boundary of moduli space. A regular invariant suborbifold \mathcal{M}_1 is never compact, so one should not expect that the integral of $\Delta_{Teich} \log \det \Delta_{flat}$ over \mathcal{M}_1 would be zero. Indeed,

Theorem 9. *Let \mathcal{M}_1 be a regular invariant suborbifold of flat surfaces of area one in a stratum of Abelian differentials (correspondingly in a stratum of quadratic*

differentials with at most simple poles). Let ν_1 be the associated finite $\mathrm{SL}(2, \mathbb{R})$ -invariant (correspondingly $\mathrm{PSL}(2, \mathbb{R})$ -invariant) density measure. Let $c_{\mathrm{area}}(\mathcal{M}_1) := c_{\mathrm{area}}(\nu_1)$ be the corresponding Siegel–Veech constant. Then

$$(3.26) \quad \int_{\mathcal{M}_1} \Delta_{\mathrm{Teich}} \log \Delta_{\mathrm{flat}}(S, S_0) d\nu_1 = -\frac{4}{3} \pi^2 \cdot c_{\mathrm{area}}(\mathcal{M}_1)$$

Theorem 9 is proved in section 9.

Remark 3.1. Note that in the left side of (3.26) we integrate the Laplacian Δ_{Teich} applied to expression (3.25) containing the sum of moduli of *all* cylinders of large moduli while the Siegel–Veech constant, basically, encounters only the contribution of certain particular cylinders of large moduli. For example, for connected components of strata of holomorphic 1-forms the Siegel–Veech constant c_{area} is reduced to configurations of cylinders with homologous waist curves, see Section 2.5.

The main Theorems now become elementary corollaries of the above statements.

Proof of Theorem 1. Suppose that \mathcal{M}_1 is a regular suborbifold of a stratum of Abelian differentials. Apply equation (3.9) from the Background Theorem to express the sum of the Lyapunov exponents as the integral of $\Lambda(S)$ defined by relation (3.5). Use equation (3.17) from Theorem 5 to rewrite the integral of $\Delta_{\mathrm{Teich}} \log |\det \langle \omega_i, \omega_j \rangle|$ in terms of the integral of $\Delta_{\mathrm{Teich}} \log \det \Delta_{\mathrm{flat}}(S, S_0)$. Finally, apply the relation (3.26) from Theorem 9 to express the latter integral in terms of the corresponding Siegel–Veech constant. \square

Proof of part (a) of Theorem 2. The proof of part (a) of Theorem 2 is completely analogous to the proof of Theorem 1 with the only difference that one uses expression (3.18) from Theorem 5 instead of equation (3.17). \square

4. GEOMETRIC COMPACTIFICATION THEOREM

In section 4.1, we present the results of K. Rafi on comparison of flat and hyperbolic metrics near the boundary of the moduli space. Using the notions of a *thick-thin decomposition* and of a *size* (in the sense of Rafi) of a thick part we formulate and prove in section 4.3 a version of the Deligne–Mumford–Grothendieck Compactification Theorem in geometric terms. The proof is an elementary corollary of nontrivial results of K. Rafi. The Geometric Compactification Theorem is an important ingredient of the proof of Theorem 8 postponed to section 8.

4.1. Comparison of flat and hyperbolic geometry (after K. Rafi). We start with an outline of results of K. Rafi [R2] on the comparison of flat and hyperbolic metrics when the Riemann surface underlying the flat surface S is close to the boundary of the moduli space.

Throughout section 4 we consider a larger class of flat metrics, namely, we consider a flat metric defined by a meromorphic quadratic differential q which might have poles of any order. In particular, the flat area of the surface might be infinite. Unless it is stated explicitly, it is irrelevant whether or not the quadratic differential q is a global square of a meromorphic 1-form.

In section 4 we mostly consider the flat surface S and its subsurfaces Y punctured at all singular points of the flat metric (or, in other words at all zeroes and poles of the corresponding meromorphic quadratic differential q). Sometimes, to stress that the surface is punctured we denote it by \mathring{S} and \mathring{Y} correspondingly.

Following K. Rafi, by a “curve” we always mean a non-trivial non-peripheral piecewise-smooth simple closed curve. Any curve α in S , has the geodesic representative in the flat metric. This representative is unique except for the case when it is one of the continuous family of closed geodesics in a flat cylinder. We denote the flat length of the geodesic representative of α by $l_{flat}[\alpha]$.

A *saddle connection* is a geodesic segment in the flat metric joining a pair of conical singularities or a conical singularity to itself without any singularities in its interior. A geodesic representative of any curve on S is a closed broken line composed from a finite number of saddle connections.

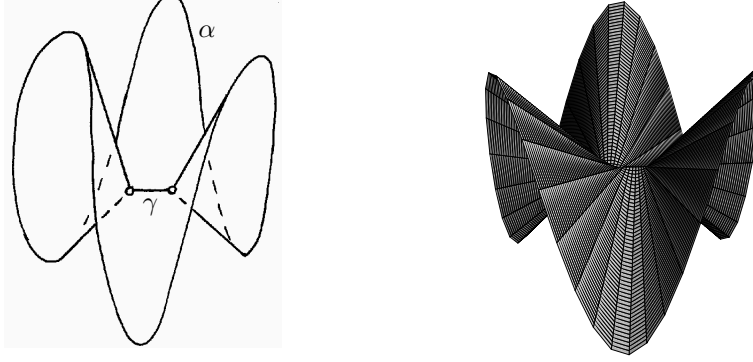


FIGURE 5. As a geodesic representative of a closed curve α encircling a short saddle connection γ we get a closed broken line composed from two copies of γ .

Considering the punctured flat surface \hat{S} , formally we have to speak about the *infimum* of a flat length over essential (non-peripheral) curves in a free homotopy class of a given curve. However, even in the case of the punctured flat surface \hat{S} it is convenient to consider limiting closed geodesic broken lines, where segments of the broken line are saddle connections joining zeroes and simple poles of the quadratic differential. For example, for a closed curve α encircling a short saddle connection γ , one has $l_{flat}[\alpha] = 2|\gamma|$ and the corresponding closed broken line is composed from two copies of γ , see Figure 5. Following the discussion in [R1], we can ignore this difficulty and treat these special geodesics as we would treat any other geodesic.

Under this convention every curve α in the punctured surface \hat{S} has a geodesic representative in the flat metric, and this representative is unique except for the case when it is one of the continuous family of closed geodesics in a flat cylinder.

Let g_{hyp} be the hyperbolic metric with cusps at all singularities of S in the conformal class of the flat metric on S . We define $l_{hyp}[\alpha]$ to be the shortest hyperbolic length of a curve in a free homotopy class of α on the corresponding punctured surface \hat{S} or on its appropriate subsurface \hat{Y} .

Let $\delta \ll 1$ be a fixed constant; let $\Gamma(\delta)$ be the set of simple closed geodesics of g_{hyp} in S whose hyperbolic length is less than or equal to δ . A δ -thick component of g_{hyp} is a connected component Y of the complement $S - \Gamma(\delta)$.

Assume that δ is sufficiently small (here the measure of “sufficiently small” depends only on the genus and on the number of punctures of the surface). Following K. Rafi we associate to every thick component Y a subsurface $\mathbf{Y} \subset S$ called the *q-representative* of Y . This subsurface is constructed in the following way. Let Γ be the set of boundary curves of a subsurface Y . For $\gamma \in \Gamma$, let F_γ be the flat

cylinder containing all geodesic representatives of γ in the flat metric. Note that F_γ is degenerate when the geodesic representative of γ is unique. According to K. Rafi [R1] there exists a unique subsurface $\dot{Y} \subset \dot{S}$ in the homotopy class of \dot{Y} that has piecewise geodesic boundaries in the flat metric and is disjoint from the interior of F_γ , for every $\gamma \in \Gamma$. Following K. Rafi, we call such a flat surface with boundary Y a q -representative of Y (see an example at Figure 6). Note that Y always has finite area; in some particular cases it might degenerate to a graph.

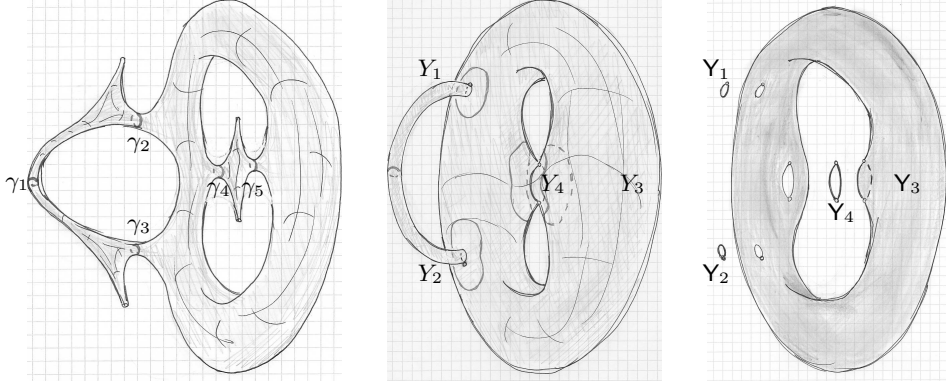


FIGURE 6. Schematic picture of thick components of the underlying hyperbolic metric (on the left) and their q -representatives (on the right). The q -representative Y_2 degenerate to a pair of saddle connections. Each of the q -representatives Y_3, Y_4 of the corresponding pair of pants degenerate to a single saddle connection joining a zero to itself.

A very expressive example of q -representatives is presented at the very end of the original paper [R2] of K. Rafi.

We shall also need the notion of a *curvature of a boundary curve* of a subsurface Y introduced in [R2]. Let γ be a boundary component of Y . The *curvature* $\kappa_Y(\gamma)$ of γ in the flat metric on Y is well defined as a measure with atoms at the corners.

We choose the sign of the curvature to be positive when the acceleration vector points into Y . If a curve is curved non-negatively (or non-positively) with respect to Y at every point, we say that it is monotonically curved with respect to Y . Let A be an annulus in S with boundaries γ_0 and γ_1 . Suppose that both boundaries are monotonically curved with respect to A and that $\kappa_A(\gamma_0) \leq 0$. Further, suppose that the boundaries are equidistant from each other, and the interior of A contains no zeroes or poles. We call A a primitive annulus and write $\kappa_A := -\kappa_A(\gamma_0)$. When $\kappa_A = 0$, A is called a flat cylinder, in this case it is foliated by closed Euclidean geodesics homotopic to the boundaries. See [Mi] for more details.

Definition 4 (K. Rafi). Define the *flat size* $\lambda(Y)$ of a subsurface Y different from a pair of pants to be the shortest flat length of an essential (non-peripheral) curve in \dot{Y} .

When Y is a pair of pants (that is, when \dot{Y} has genus 0 and 3 boundary components), there are no essential curves in Y . In this case, define the *flat size* of Y as the maximal flat length of the three boundary components of Y .

Note that since \mathring{Y} and \mathring{Y} are homotopic in \mathring{S} , their sizes coincide,

$$\lambda(Y) = \lambda(\mathring{Y}).$$

Theorem (K. Rafi). *For every thick component Y of a thick-thin decomposition of S and for every essential curve α in Y , the flat length of α is equal to the size of Y times the hyperbolic length of α up to multiplicative constants depending only on the topology of S :*

$$\frac{\lambda(Y)}{C(g)} \cdot l_{hyp}[\alpha] \leq l_{flat}[\alpha] \leq C(g)\lambda(Y) \cdot l_{hyp}[\alpha]$$

We complete this section by the following elementary Lemma which will be used in section 7.

Lemma 4.1. *The size of any thick component of a flat surface S is bounded from below by the length $\ell_{flat}(S)$ of the shortest saddle connection on S :*

$$\lambda(Y) \geq \ell_{flat}(S).$$

Proof. We consider separately the situation when Y is different from a pair of pants, and when Y is a pair of pants.

If Y is not a pair of pants, $\lambda(Y)$ is the shortest flat length of an essential (non-peripheral) curve γ in \mathring{Y} . This shortest length is realized by a flat geodesic representative of γ , that is by a broken line composed from saddle connections (possibly a single saddle connection). This implies the statement of the Lemma.

Implicitly the statement for the pair of pants is contained in the paper of K. Rafi. According to [R2] the size of any pair of pants is strictly positive. Hence, the corresponding boundary component has a geodesic representative composed from saddle connections and the statement follows. A direct proof can be easily obtained from the explicit description of possible “pairs of flat pants” in the next section. \square

4.2. Flat pairs of pants. In this section we describe the flat metric on \mathbb{CP}^1 defined by a meromorphic quadratic differential from $\mathcal{Q}(d_1, d_2, d_3)$, where $d_1 + d_2 + d_3 = -4$. In particular, we consider the size of the corresponding flat surface.




FIGURE 7. Different types of flat pairs of pants.

Consider the subcase, when among d_1, d_2, d_3 there are two entries, say d_1, d_2 , satisfying the inequality $d_1, d_2 \geq -1$. If $d_1 = d_2 = -1$, then Y is metrically equivalent to the following surface. Take a flat cylinder and isometrically identify a pair of symmetric semi-circles on one of its boundary components, see Figure 7.a. We get a saddle connection joining a pair of simple poles as a boundary on one side of the cylinder and an “open end” on the other side. The size of Y is represented

by the flat length of the waist curve of the cylinder, which is twice longer than the corresponding saddle connection joining the two simple poles.

If, say, $d_1 \geq 0$, and $d_2 \geq -1$, the situation is completely analogous except that now Y is metrically equivalent to a flat expanding annulus with a pair of singularities of degrees d_1, d_2 inside it. The size of Y is twice the length of the saddle connection joining these singularities, see Figure 7.b.

Finally, there remains the case when there are two values, say, d_2, d_3 , out of three, satisfying the inequality $d_2, d_3 \leq -2$, then the third value, d_1 , necessarily satisfy the inequality $d_1 \geq 1$ (note that d_1 cannot be equal to zero). In this case Y is metrically equivalent to a pair of expanding annuli attached to a common saddle connection joining a zero of order d_1 to itself, see Figure 7.c. The size of Y coincides with the length of this saddle connection.

4.3. Geometric Compactification Theorem. Recall, that throughout section 4 we consider a wider class of flat metrics, namely, we consider flat metrics corresponding to meromorphic quadratic differentials (and meromorphic 1-forms) having poles of arbitrary order. We also deviate from the usual convention denoting by the same symbol $\mathcal{Q}(d_1, \dots, d_n)$ strata of meromorphic differentials even when they correspond to “strata of global squares of 1-differentials”.

Now we are ready to formulate a version of the Deligne–Mumford–Grothendieck Compactification Theorem in geometric terms.

Theorem 10. *Consider a sequence of flat surfaces $S_\tau = (C_\tau, q_\tau)$ where meromorphic quadratic differentials q_τ stay in a fixed stratum $\mathcal{Q}(d_1, \dots, d_n)$. Suppose that the underlying Riemann surfaces C_τ converge to a stable Riemann surface C_∞ and let $C_{\infty,j}$ be a desingularized irreducible component of C_∞ . Let $Y_{\tau,j}$ be the corresponding component in a thick-thin decomposition of C_τ ; let $\lambda(Y_{\tau,j})$ be the size of a flat subsurface $(Y_{\tau,j}, q_\tau)$. Denote*

$$\tilde{q}_{\tau,j} := \frac{1}{\lambda(Y_{\tau,j}, q_\tau)} \cdot q_\tau.$$

There is a subsequence $S_{\tau'} = (C_{\tau'}, q_{\tau'})$ and a nontrivial meromorphic quadratic differential $\tilde{q}_{\infty,j}$ on $C_{\infty,j}$ such that the $\tilde{q}_{\tau',j}$ -representatives $\tilde{Y}_{\tau',j}$ of the corresponding thick components $Y_{\tau',j}$ of the flat surfaces $(C_{\tau'}, q_{\tau'})$ converge to the $\tilde{q}_{\infty,j}$ -representative $\tilde{Y}_{\infty,j}$ of the flat surface $(C_{\infty,j}, \tilde{q}_{\infty,j})$.

If all meromorphic quadratic differentials q_τ are global squares of meromorphic 1-forms ω_τ , then the limiting quadratic differential $\tilde{q}_{\infty,j}$ is also a global square of a meromorphic 1-form $\tilde{\omega}_{\infty,j}$ on $C_{\infty,j}$.

Remark. Completing the current paper we learned that analogous results were simultaneously and independently obtained by S. Grushevsky and I. Krichever in [GKr] and by J. Smillie [Sm].

We start with the following Lemma which will be used in the proof of Theorem 10.

Lemma 4.2. *For every thick component Y of a thick-thin decomposition of S the flat length of each side γ of the Delaunay partition of Y satisfies*

$$|\gamma| \leq \text{const} \cdot \lambda(Y),$$

where the constant depends only on the ambient stratum $\mathcal{Q}(d_1, \dots, d_n)$ of S .

Proof. The size of any segment of the Delaunay partition of Y is bounded above by the diameter $\text{diam}_q(Y)$ of Y in the flat metric defined by q . By the Theorem of K. Rafi (see Theorem 4 in [R2])

$$\text{diam}_q(Y) \leq \text{const} \cdot \lambda(Y)$$

and the Lemma is proved. \square

Proof of Theorem 10. For each component of the stable Riemann surface consider the associated hyperbolic metric, and consider the length of the shortest closed geodesic in this metric. Let L be the minimum of these lengths over all components. We choose δ in such way that $\delta \ll L$. For each surface S_τ we consider a decomposition into δ -thick components as in section 4.1.

Since the Riemann surfaces C_τ converge to C_∞ , we know that, for sufficiently large τ , topology of $Y_{\tau,j}$ coincides with topology of $C_{\infty,j}$ punctured at the points of crossing with other components of the stable Riemann surface C_∞ and at the points of self-intersection. Hence, for sufficiently large τ the $\tilde{q}_{\tau,j}$ -geodesic representative $Y_{\tau,j}$ of the thick component $Y_{\tau,j}$ might have only finite number of combinatorial types of Delaunay partitions. Passing to a subsequence we fix a combinatorial type of the Delaunay triangulations.

Such a triangulation contains a finite number of edges. Hence, by Lemma 4.2 we may chose a subsequence for which lengths of all sides of the triangulation of $Y_{\tau',j}$ converge. Note that by continuity, the limiting length γ_∞ of each side satisfies:

$$|\gamma_\infty| \leq \text{const}.$$

Hence, the limiting triangulation defines some flat structure sharing with $Y_{\tau',j}$ the combinatorial geometry of triangulation. Clearly, the linear holonomy of the limiting flat metric is the same as the the linear holonomy of the prelimiting flat metrics.

By construction, the underlying Riemann surface for the limiting flat surface is $C_{\infty,j}$. Thus, to complete the proof it is sufficient to consider a meromorphic quadratic differential $\tilde{q}_{\infty,j}$ representing the limiting flat structure. \square

Remark 4.1. Note that the quadratic differentials $\tilde{q}_{\tau',j}$ defined in the statement of Theorem 10 might tend to zero or to infinity while restricted to other thick components $Y_{\tau',k}$, where $k \neq j$. To get a well-defined limiting quadratic differentials on each individual component one has to rescale the quadratic differentials $q_{\tau'}$ individually component by component. As an illustration the reader may consider an example at the very end of the paper [R2] of K. Rafi

5. ANALYTIC RIEMANN–ROCH THEOREM

This section is entirely devoted to a proof of Theorem 5. In section 5.1 we present our original proof based on the results of J. Fay [Fay].

Having seen a draft of the paper D. Korotkin, indicated us that Theorem 5 should be an immediate corollary of the holomorphic factorization formula from [KkKt2] combined with the homogeneity properties of the tau-function established in [KtZg]. We present a corresponding alternative proof in section 5.2.

5.1. Proof based on the results of J. Fay. Recall the setting of Theorem 5. Consider a flat surface S of area one in a stratum of Abelian differentials or in a stratum of meromorphic quadratic differentials with at most simple poles. In the current context we are interested only in the underlying flat metric, so we forget about the choice of the vertical direction. In other words, we do not distinguish flat surfaces corresponding to Abelian differentials ω and $\exp(i\varphi)\omega$ (correspondingly quadratic differentials q and $\exp(2i\varphi)q$), where φ is a constant real number. We consider the flat surface WS as a point of the quotient

$$\mathcal{H}_1(m_1, \dots, m_n) / \mathrm{SO}(2, \mathbb{R}) \simeq \mathrm{PH}(m_1, \dots, m_n)$$

or

$$\mathcal{Q}_1(d_1, \dots, d_n) / \mathrm{SO}(2, \mathbb{R}) \simeq \mathrm{PQ}_1(d_1, \dots, d_n)$$

correspondingly.

Consider a complex one-parameter family of local holomorphic deformations $S(t)$ of S in the ambient stratum $\mathcal{H}(m_1, \dots, m_n)$ or $\mathcal{Q}(d_1, \dots, d_n)$ correspondingly. Denote by z a flat coordinate on the initial flat surface, and by u denote a flat coordinate on the deformed flat surface. The area of the deformed flat surface $S(t)$ is not unit anymore. We denote by $S^{(1)}(t)$ the flat surface of area one obtained from $S(t)$ by the proportional rescaling. Smoothing the resulting flat metric of area one as it was described in section 3.6, we get the smoothed flat metric $\rho_\varepsilon(u, \bar{u})|du|^2$.

By ω_i , $i = 1, \dots, g$, we denote local nonvanishing holomorphic sections of the Hodge bundle $H^{1,0}$, so $\det^{\frac{1}{2}}\langle \omega_i, \omega_j \rangle$ is a local holomorphic section of the determinant bundle $\Lambda^g H^{1,0}$, and $|\det\langle \omega_i, \omega_j \rangle|$ is the square of its norm induced by Hermitian metric (1.1), see (3.4).

The starting point of the proof is the following reformulation of a formula of J. Fay.

Proposition 5.1 (after J. Fay). *The following relation is valid*

$$(5.1) \quad \partial_{\bar{t}} \partial_t \log \det \Delta_{flat, \varepsilon}(S^{(1)}(t)) - \partial_{\bar{t}} \partial_t \log |\det\langle \omega_i, \omega_j \rangle| = \\ = \frac{1}{6\pi} \int_C \det \left(\begin{array}{c|c} \partial_{\bar{t}} \partial_t \log \rho_\varepsilon & \partial_t \partial_{\bar{u}} \log \rho_\varepsilon \\ \hline \partial_{\bar{t}} \partial_u \log \rho_\varepsilon & \partial_z \partial_{\bar{z}} \log \rho_\varepsilon \end{array} \right) dx dy.$$

where the derivatives of functions of the local coordinate u are evaluated at $t = 0$.

Proof. Actually, formula (5.1) above is formula (3.37) in [Fay] adjusted to our notations.

A vector bundle L_t in formula (3.37) in [Fay] is trivial in our case. This means that the metric h on it is also trivial and equals identically one: $h = 1$. The same is true for the determinant $\det\langle \omega_i, \omega_j \rangle_{L_t}$ in formula (3.37) in [Fay]; this determinant is identically equal to one in our case.

A vector bundle $K_t \otimes L_t^*$ in formula (3.37) in [Fay] becomes in our context the vector bundle $H^{1,0}$ and a basis in the fiber of this vector bundle denoted in [Fay] by $\{\omega_k^*\}$ becomes a basis of holomorphic 1-forms in $H^{1,0}(C(t))$, denoted in our notations by $\omega_k(t)$ where $C(t)$ is a Riemann surface underlying the deformed flat surface $S(t)$. Note that each $\omega_k(t)$ considered as a section of the holomorphic vector bundle $H^{1,0}$ is holomorphic with respect to the parameter of deformation t .

Note, that we represent the metric as $\rho_\varepsilon(u, \bar{u})|du|^2$ while in the original paper [Fay] the same metric is written as $\rho^{-2}|du|^2$. This explains an extra factor of

4 in the denominator of $1/(4\pi)$ in formula (5.2) below with respect to the original formula (3.37) in [Fay].

Finally, using that

$$\rho_\varepsilon \partial(\rho_\varepsilon^{-1}) = -\partial \log \rho_\varepsilon.$$

we can rewrite formula (3.37) in [Fay] in our notations as

$$(5.2) \quad \partial_{\bar{t}} \partial_t \log \left(\frac{\det \Delta_{flat, \varepsilon}(S^{(1)}(t))}{|\det \langle \omega_i, \omega_j \rangle|} \right) = \\ = \frac{1}{4\pi} \int_S \left((\partial_{\bar{t}} \partial_t \log \rho_\varepsilon) (\partial_{\bar{z}} \partial_z \log \rho_\varepsilon) - (\partial_t \partial_{\bar{u}} \log \rho_\varepsilon) (\partial_{\bar{t}} \partial_u \log \rho_\varepsilon) - \right. \\ \left. - \frac{1}{3} (\partial_t \partial_{\bar{t}} \log \rho_\varepsilon) (\partial_z \partial_{\bar{z}} \log \rho_\varepsilon) + \frac{1}{3} (\partial_t \partial_{\bar{u}} \log \rho_\varepsilon) (\partial_{\bar{t}} \partial_u \log \rho_\varepsilon) \right) dx dy.$$

Simplifying the expression in the right-hand side of (5.2), we can rewrite the latter formula in the form (5.1). \square

Lemma 5.1. *In the same setting as above the following formula is valid*

$$(5.3) \quad \partial_{\bar{t}} \partial_t \log \det \Delta_{flat}(S^{(1)}(t), S_0) = \\ = \partial_{\bar{t}} \partial_t \log |\det \langle \omega_i, \omega_j \rangle| + \frac{1}{6\pi} \lim_{\varepsilon \rightarrow +0} \int_C \det \left(\begin{array}{c|c} \partial_{\bar{t}} \partial_t \log \rho_\varepsilon & \partial_t \partial_{\bar{u}} \log \rho_\varepsilon \\ \hline \partial_{\bar{t}} \partial_u \log \rho_\varepsilon & \partial_z \partial_{\bar{z}} \log \rho_\varepsilon \end{array} \right) dx dy$$

where all derivatives of functions of the local coordinate u are evaluated at $t = 0$.

Proof. Combine the latter equation with definition (3.16) of $\det \Delta_{flat}(S^{(1)}(t), S_0)$ and pass to the limit as $\varepsilon \rightarrow +0$. \square

Now let us specify the holomorphic 1-parameter family $S(t)$ of infinitesimal deformations of the flat surface $S = S(0)$.

When the flat surface S is represented by an Abelian differential ω in a stratum $\mathcal{H}(m_1, \dots, m_n)$ we consider an infinitesimal affine line $\gamma(t)$ defined in cohomological coordinates

$$(Z_1, \dots, Z_{2g+n-1}) \in H^1(S, \{\text{zeroes of } \omega\}; \mathbb{C})$$

by the parametric system of equation

$$(5.4) \quad Z_j(t) := a(t)Z_j(0) + b(t)\bar{Z}_j(0), \quad \text{for } j = 1, \dots, 2g+n-1, \\ \text{where } a(0) = 1, \ b(0) = 0, \ \text{and } b'(0) \neq 0.$$

When the flat surface S is represented by a meromorphic quadratic differential q in a stratum $\mathcal{Q}(d_1, \dots, d_n)$, we consider an infinitesimal affine line $\gamma(t)$ defined in cohomological coordinates

$$(Z_1, \dots, Z_{2g+n-2}) \in H_-^1(S, \{\text{zeroes of } \hat{\omega}\}; \mathbb{C})$$

by an analogous parametric system of equations

$$(5.5) \quad Z_j(t) := a(t)Z_j(0) + b(t)\bar{Z}_j(0), \quad \text{for } j = 1, \dots, 2g+n-2, \\ \text{where } a(0) = 1, \ b(0) = 0, \ \text{and } b'(0) \neq 0.$$

The next Proposition evaluates the limit in equation (5.3) for families of deformations (5.4) and (5.5).

Proposition 5.2. *In the same setting as above the following formulae hold.*

For a family of deformations (5.4) of the initial flat surface S inside a stratum $\mathcal{H}(m_1, \dots, m_n)$ of Abelian differentials one has:

$$(5.6) \quad \lim_{\varepsilon \rightarrow +0} \int_C \det \left(\begin{array}{c|c} \partial_t \partial_{\bar{t}} \log \rho_\varepsilon & \partial_t \partial_{\bar{u}} \log \rho_\varepsilon \\ \hline \partial_{\bar{t}} \partial_u \log \rho_\varepsilon & \partial_z \partial_{\bar{z}} \log \rho_\varepsilon \end{array} \right) dx dy = \pi \cdot \sum_{j=1}^n \frac{m_j(m_j+2)}{2(m_j+1)} \cdot |b'(0)|^2$$

For a family of deformations (5.5) of the initial flat surface S inside a stratum $\mathcal{Q}(d_1, \dots, d_n)$ of meromorphic quadratic differentials with at most simple poles one has:

$$(5.7) \quad \lim_{\varepsilon \rightarrow +0} \int_C \det \left(\begin{array}{c|c} \partial_t \partial_{\bar{t}} \log \rho_\varepsilon & \partial_t \partial_{\bar{u}} \log \rho_\varepsilon \\ \hline \partial_{\bar{t}} \partial_u \log \rho_\varepsilon & \partial_z \partial_{\bar{z}} \log \rho_\varepsilon \end{array} \right) dx dy = \pi \cdot \sum_{j=1}^n \frac{d_j(d_j+4)}{4(d_j+2)} \cdot |b'(0)|^2$$

Proof. We are going to show that the integral under consideration is localized into small neighborhoods of conical singularities, and that the integral over any such neighborhood depends only on the cone angle at the singularity. In particular, it does not depend on the holonomy of the flat metric, so it does not distinguish flat metrics corresponding to holomorphic 1-forms and to quadratic differentials. In other words the second formula in the statement of Proposition 5.2 is valid no matter whether a quadratic differential is or is not a global square of an Abelian differential. The first formula, thus, becomes an immediate corollary of the second one: if an Abelian differential has zeroes of degrees m_1, \dots, m_n , the quadratic differential ω^2 has zeroes of orders $2m_1, \dots, 2m_n$. Applying the second formula to this latter collection of singularities we obtain the first one.

We can represent a holomorphic deformation of the flat coordinate z as follows:

$$u(z, \bar{z}, t) = a(t)z + b(t)\bar{z}$$

where $t \in \mathbb{C}$ is a parameter of the deformation and coefficients are normalized as $a(0) = 1$, $b(0) = 0$, and $b'(0) \neq 0$, see (5.4), and (5.5). We get

$$(5.8) \quad du \wedge d\bar{u} = (a dz + b d\bar{z}) \wedge (\bar{a} d\bar{z} + \bar{b} dz) = (a\bar{a} - b\bar{b}) dz \wedge d\bar{z}$$

Computing the derivatives we get:

$$(5.9) \quad \begin{aligned} \partial_t u &= a'z + b'\bar{z} & \partial_t \bar{u} &= 0 \\ \partial_{\bar{t}} u &= 0 & \partial_{\bar{t}} \bar{u} &= \bar{a}'\bar{z} + \bar{b}'z \end{aligned}$$

where $a' = \partial_t a(t)$ and $b' = \partial_t b(t)$.

It would be convenient to introduce the following notation: $G(t, \bar{t}) := (a\bar{a} - b\bar{b})^{-1}$. Computing the derivatives of G we get:

$$(5.10) \quad \begin{aligned} \partial_t G &= -G^2 \cdot (a'\bar{a} - b'\bar{b}) & \partial_t G|_{t=0} &= -a'(0) \\ \partial_{\bar{t}} G &= -G^2 \cdot (a\bar{a}' - b\bar{b}') & \partial_{\bar{t}} G|_{\bar{t}=0} &= -\bar{a}'(0) \\ \partial_t \partial_{\bar{t}} G &= 2G^3 \cdot (a'\bar{a} - b'\bar{b})(a\bar{a}' - b\bar{b}') - & \partial_t \partial_{\bar{t}} G|_{t=0} &= a'(0)\bar{a}'(0) + b'(0)\bar{b}'(0) \\ &\quad - G^2(a'\bar{a}' - b'\bar{b}') \end{aligned}$$

Consider a neighborhood \mathcal{O} of a conical singularity P of order d on the initial flat surface S . Recall that the local coordinate w in \mathcal{O} is defined by the equation $(dz)^2 = w^d(dw)^2$, see (3.13). The smoothed metric $g_{flat, \varepsilon}$ was defined in \mathcal{O} as $g_{flat, \varepsilon} = \rho_{flat, \varepsilon}(|w|)|dw|^2$, where the function $\rho_{flat, \varepsilon}$ is defined in equation (3.15). In

the flat coordinate z the smoothed metric has the form $g_{flat,\varepsilon} = \rho_\varepsilon(|z|) |dz|^2$, where the function $\rho_\varepsilon(|z|)$ is defined by the equation

$$\rho_{flat,\varepsilon}(|w|) |dw|^2 = \rho_\varepsilon(|z|) |dz|^2$$

A simple calculation shows that

$$(5.11) \quad \rho_\varepsilon(r) = \begin{cases} 1 & , \text{ when } r \geq \varepsilon \\ \left(\frac{2}{d+2}\right)^2 \cdot r^{-\frac{2d}{d+2}} & , \text{ when } 0 < r \leq \varepsilon' . \end{cases}$$

Finally, it would be convenient to make one more substitution, representing the smoothed metric in \mathcal{O} as

$$\rho_\varepsilon(|z|) |dz|^2 = \exp(2\varphi_\varepsilon(|z|^2)) |dz|^2.$$

The above definition of φ_ε implies that

$$(5.12) \quad \varphi_\varepsilon(s) = \begin{cases} 0 & , \text{ when } s \geq \varepsilon^2 \\ \log\left(\frac{2}{d+2}\right) - \frac{d}{2(d+2)} \log s & , \text{ when } 0 < s \leq (\varepsilon')^2 . \end{cases}$$

We will need below the following immediate implication of the above expression:

$$(5.13) \quad \varphi'_\varepsilon(s) \cdot s = \begin{cases} 0 & \text{when } s \geq \varepsilon^2 \\ -\frac{d}{2(d+2)} & \text{when } 0 < s \leq (\varepsilon')^2 \end{cases}$$

Consider now a neighborhood \mathcal{O} of a conical singularity P on the deformed flat surface $S^{(1)}(t)$ with normalized metric. It follows from (5.8) that smoothed metric $\rho_\varepsilon(u, \bar{u}) |du|^2$ has the form

$$\rho_\varepsilon(u, \bar{u}) = \exp(2\varphi_\varepsilon(u\bar{u}G)) \cdot G(t, \bar{t})$$

in such neighborhood. The second factor $G(t, \bar{t})$ in the above expression is responsible for the normalization

$$\text{area}(S^{(1)}(t)) = 1$$

of the total area of the deformed flat surface $S(t)$. Passing to the logarithm we get

$$\log \rho_\varepsilon(u, \bar{u}) = 2\varphi_\varepsilon(u\bar{u}G) + \log G.$$

Now everything is ready to compute the entries of the matrix

$$\left(\begin{array}{c|c} \partial_t \partial_{\bar{t}} \log \rho_\varepsilon & \partial_t \partial_{\bar{u}} \log \rho_\varepsilon \\ \hline \partial_{\bar{t}} \partial_u \log \rho_\varepsilon & \partial_z \partial_{\bar{z}} \log \rho_\varepsilon \end{array} \right).$$

Entry $\left(\begin{array}{c|c} \bullet & \\ \hline - & - \end{array} \right).$

Evaluating the first derivative $\partial_{\bar{t}} \log \rho_\varepsilon$ we get

$$\partial_{\bar{t}} \log \rho_\varepsilon = \partial_{\bar{t}} \left(2\varphi_\varepsilon(u\bar{u}G) + \log G(t, \bar{t}) \right) = 2\varphi'_\varepsilon \cdot \left(u \frac{\partial \bar{u}}{\partial t} G + u\bar{u} \frac{\partial G}{\partial \bar{t}} \right) + \frac{\partial G}{\partial t} \cdot \frac{1}{G}$$

Passing to the second derivative we obtain

$$\begin{aligned} \partial_t \partial_{\bar{t}} \log \rho_\varepsilon &= 2\varphi_\varepsilon'' \cdot \left(\bar{u} \frac{\partial u}{\partial t} G + u \bar{u} \frac{\partial G}{\partial t} \right) \left(u \frac{\partial \bar{u}}{\partial \bar{t}} G + u \bar{u} \frac{\partial G}{\partial \bar{t}} \right) + \\ &+ 2\varphi_\varepsilon' \cdot \left(\frac{\partial u}{\partial t} \frac{\partial \bar{u}}{\partial \bar{t}} \cdot G + \bar{u} \frac{\partial u}{\partial t} \frac{\partial G}{\partial \bar{t}} + u \frac{\partial \bar{u}}{\partial \bar{t}} \frac{\partial G}{\partial t} + u \bar{u} \frac{\partial^2 G}{\partial t \partial \bar{t}} \right) + \frac{\partial^2 G}{\partial t \partial \bar{t}} \cdot \frac{1}{G} - \frac{\partial G}{\partial t} \frac{\partial G}{\partial \bar{t}} \cdot \frac{1}{G^2} \end{aligned}$$

Applying formulae (5.9) we evaluate the above expression at $t = 0$ getting:

$$\begin{aligned} 2\varphi_\varepsilon'' \cdot \left((a'z + b'\bar{z})\bar{z} \cdot G + z\bar{z} \frac{\partial G}{\partial t} \right) \left((\bar{a}'\bar{z} + \bar{b}'z)z \cdot G + z\bar{z} \frac{\partial G}{\partial \bar{t}} \right) + \\ + 2\varphi_\varepsilon' \cdot \left((a'z + b'\bar{z})(\bar{a}'\bar{z} + \bar{b}'z) \cdot G + (a'z + b'\bar{z})\bar{z} \frac{\partial G}{\partial \bar{t}} + \right. \\ \left. + (\bar{a}'\bar{z} + \bar{b}'z)z \frac{\partial G}{\partial t} + z\bar{z} \frac{\partial^2 G}{\partial t \partial \bar{t}} \right) + \\ + \frac{\partial^2 G}{\partial t \partial \bar{t}} \cdot \frac{1}{G} - \frac{\partial G}{\partial t} \frac{\partial G}{\partial \bar{t}} \cdot \frac{1}{G^2} \end{aligned}$$

Applying formulae (5.10) for derivatives of G at $t = 0$ we can rewrite the latter expression as

$$\begin{aligned} 2\varphi_\varepsilon'' \cdot \left((a'z + b'\bar{z})\bar{z} \cdot 1 + z\bar{z} \cdot (-a') \right) \left((\bar{a}'\bar{z} + \bar{b}'z)z \cdot 1 + z\bar{z} \cdot (-\bar{a}') \right) + \\ + 2\varphi_\varepsilon' \cdot \left((a'z + b'\bar{z})(\bar{a}'\bar{z} + \bar{b}'z) \cdot 1 + (a'z + b'\bar{z})\bar{z} \cdot (-\bar{a}') + \right. \\ \left. + (\bar{a}'\bar{z} + \bar{b}'z)z \cdot (-a') + z\bar{z}(a'\bar{a}' + b'\bar{b}') \right) + \\ + (a'\bar{a}' + b'\bar{b}') \cdot 1 - (-a')(-\bar{a}') \cdot 1 \end{aligned}$$

Simplifying the latter expression we get

$$(5.14) \quad \partial_t \partial_{\bar{t}} \log \rho_\varepsilon = b'\bar{b}' \left(2\varphi_\varepsilon'' \cdot (z\bar{z})^2 + 4\varphi_\varepsilon' \cdot z\bar{z} + 1 \right)$$

Entry $\left(\begin{array}{c|c} & \\ \hline & \bullet \end{array} \right).$

For this entry of the determinant we have

$$\partial_z \partial_{\bar{z}} \log \rho_\varepsilon = 2\varphi_\varepsilon'' \cdot \left(\bar{u} \frac{\partial u}{\partial z} + u \frac{\partial \bar{u}}{\partial \bar{z}} \right) \left(\bar{u} \frac{\partial u}{\partial \bar{z}} + u \frac{\partial \bar{u}}{\partial z} \right) G^2 + 2\varphi_\varepsilon' \cdot \left(\frac{\partial u}{\partial \bar{z}} \frac{\partial \bar{u}}{\partial z} + \frac{\partial u}{\partial z} \frac{\partial \bar{u}}{\partial \bar{z}} \right) G$$

Applying (5.9) we can evaluate the above expression at $t = 0$ which leads to

$$\partial_z \partial_{\bar{z}} \log \rho_\varepsilon = 2\varphi_\varepsilon'' \cdot z\bar{z} \cdot G^2(0) + 2\varphi_\varepsilon' \cdot 1 \cdot G(0) = 2(\varphi_\varepsilon'' \cdot z\bar{z} + \varphi_\varepsilon')$$

Product of diagonal terms $\left(\begin{array}{c|c} \bullet & \\ \hline & \bullet \end{array} \right).$

Taking into consideration (5.14) we obtain the following value for the diagonal product in our determinant:

$$(5.15) \quad \partial_t \partial_{\bar{t}} \log \rho_\varepsilon \cdot \partial_z \partial_{\bar{z}} \log \rho_\varepsilon = 2b' \bar{b}' \cdot \left(2\varphi_\varepsilon'' \cdot (z\bar{z})^2 + 4\varphi_\varepsilon' \cdot z\bar{z} + 1 \right) \left(\varphi_\varepsilon'' \cdot z\bar{z} + \varphi_\varepsilon' \right)$$

Entry $\left(\begin{array}{c|c} & \bullet \\ \hline & \end{array} \right).$

For the first derivative $\partial_{\bar{u}} \log \rho_\varepsilon$ we get

$$\partial_{\bar{u}} \log \rho_\varepsilon = 2\varphi_\varepsilon' \cdot u \cdot G$$

For the second derivative we obtain:

$$\partial_t \partial_{\bar{u}} \log \rho_\varepsilon = 2\varphi_\varepsilon'' \cdot \left(\bar{u} \frac{\partial u}{\partial t} G + u \bar{u} \frac{\partial G}{\partial t} \right) \cdot u \cdot G + 2\varphi_\varepsilon' \cdot \left(\frac{\partial u}{\partial t} G + u \frac{\partial G}{\partial t} \right)$$

Evaluating the above second derivative at $t = 0$ using (5.9) and (5.10) we proceed as

$$(5.16) \quad \begin{aligned} \partial_t \partial_{\bar{u}} \log \rho_\varepsilon &= 2\varphi_\varepsilon'' \cdot \left(\bar{z} \cdot (a'z + b'\bar{z}) \cdot 1 + z\bar{z} \cdot (-a') \right) \cdot z \cdot 1 + \\ &\quad + 2\varphi_\varepsilon' \cdot \left((a'z + b'\bar{z}) \cdot 1 + z \cdot (-a') \right) = 2b'\bar{z} \cdot (\varphi_\varepsilon'' \cdot z\bar{z} + \varphi_\varepsilon') \end{aligned}$$

Entry $\left(\begin{array}{c|c} & \\ \hline \bullet & \end{array} \right).$

Analogously, for the first derivative $\partial_u \log \rho_\varepsilon$ we get

$$\partial_u \log \rho_\varepsilon = 2\varphi_\varepsilon' \cdot \bar{u} \cdot G$$

and for the second derivative we obtain:

$$\partial_{\bar{t}} \partial_u \log \rho_\varepsilon = 2\varphi_\varepsilon'' \cdot \left(u \frac{\partial \bar{u}}{\partial t} G + u \bar{u} \frac{\partial G}{\partial t} \right) \cdot \bar{u} \cdot G + 2\varphi_\varepsilon' \cdot \left(\frac{\partial \bar{u}}{\partial t} G + \bar{u} \frac{\partial G}{\partial t} \right)$$

Evaluating the above expression at $t = 0$ using (5.9) and (5.10) we complete the calculation as

$$(5.17) \quad \begin{aligned} \partial_{\bar{t}} \partial_u \log \rho_\varepsilon &= 2\varphi_\varepsilon'' \cdot \left(z \cdot (\bar{a}'\bar{z} + \bar{b}'z) \cdot 1 + z\bar{z} \cdot (-\bar{a}') \right) \cdot \bar{z} \cdot 1 + \\ &\quad + 2\varphi_\varepsilon' \cdot \left((\bar{a}'\bar{z} + \bar{b}'z) \cdot 1 + \bar{z} \cdot (-\bar{a}') \right) = 2\bar{b}'z \cdot (\varphi_\varepsilon'' \cdot z\bar{z} + \varphi_\varepsilon') \end{aligned}$$

Product of diagonal terms $\left(\begin{array}{c|c} & \bullet \\ \hline \bullet & \end{array} \right).$

Combining (5.16) and (5.17) we obtain the following value for the anti diagonal product in our determinant:

$$(5.18) \quad \partial_t \partial_{\bar{u}} \log \rho_\varepsilon \cdot \partial_{\bar{t}} \partial_u \log \rho_\varepsilon = 4b'\bar{b}' \cdot z\bar{z} \cdot (\varphi_\varepsilon'' \cdot z\bar{z} + \varphi_\varepsilon')^2$$

Finally, combining (5.15) and (5.18) we obtain the desired value of the determinant:

$$\begin{aligned}
 (5.19) \quad \det \left(\begin{array}{c|c} \partial_t \partial_{\bar{t}} \log \rho_\varepsilon & \partial_t \partial_{\bar{u}} \log \rho_\varepsilon \\ \hline \partial_{\bar{t}} \partial_u \log \rho_\varepsilon & \partial_z \partial_{\bar{z}} \log \rho_\varepsilon \end{array} \right) = \\
 = 2b'\bar{b}' \cdot (\varphi_\varepsilon'' \cdot z\bar{z} + \varphi_\varepsilon') \cdot \left((2\varphi_\varepsilon'' \cdot (z\bar{z})^2 + 4\varphi_\varepsilon' \cdot z\bar{z} + 1) - 2z\bar{z} \cdot (\varphi_\varepsilon'' \cdot z\bar{z} + \varphi_\varepsilon') \right) = \\
 = 2b'\bar{b}' \cdot \left(2\varphi_\varepsilon' \cdot \varphi_\varepsilon'' \cdot (z\bar{z})^2 + 2(\varphi_\varepsilon')^2 \cdot z\bar{z} + \varphi_\varepsilon'' \cdot z\bar{z} + \varphi_\varepsilon' \right)
 \end{aligned}$$

Now we need to integrate the above expression over the flat surface S . First note that outside of small neighborhoods of conical singularities, the smoothed metric $\rho_\varepsilon(z, \bar{z})|dz|^2$ coincides with the original flat metric, so for such values of x, y we have $\rho_\varepsilon = 1$ and hence, for such values of (x, y) we have $\log \rho_\varepsilon(x, y) = 0$. This observation proves that

$$\begin{aligned}
 (5.20) \quad \int_S \det \left(\begin{array}{c|c} \partial_t \partial_{\bar{t}} \log \rho_\varepsilon & \partial_t \partial_{\bar{u}} \log \rho_\varepsilon \\ \hline \partial_{\bar{t}} \partial_u \log \rho_\varepsilon & \partial_z \partial_{\bar{z}} \log \rho_\varepsilon \end{array} \right) dx dy = \\
 = \sum_{j=1}^n \int_{\mathcal{O}_j(\varepsilon)} 2b'\bar{b}' \cdot \left(2\varphi_\varepsilon' \cdot \varphi_\varepsilon'' \cdot (z\bar{z})^2 + 2(\varphi_\varepsilon')^2 \cdot z\bar{z} + \varphi_\varepsilon'' \cdot z\bar{z} + \varphi_\varepsilon' \right) dx dy,
 \end{aligned}$$

where the sum is taken over all conical points P_1, \dots, P_n . (We did not introduce separate notations for flat coordinates in the neighborhoods of different conical points).

Using the definition (5.12) of $\varphi_\varepsilon(s)$ we can rewrite the expression which we integrate in terms of a single variable $s = z\bar{z} = |z|^2$ as follows:

$$\begin{aligned}
 (5.21) \quad 2\varphi_\varepsilon' \cdot \varphi_\varepsilon'' \cdot (z\bar{z})^2 + 2(\varphi_\varepsilon')^2 \cdot z\bar{z} + \varphi_\varepsilon'' \cdot z\bar{z} + \varphi_\varepsilon' = \\
 = 2\varphi_\varepsilon'(s) \cdot \varphi_\varepsilon''(s) \cdot s^2 + 2(\varphi_\varepsilon'(s))^2 \cdot s + \varphi_\varepsilon''(s) \cdot s + \varphi_\varepsilon'(s) =: \Phi_\varepsilon(s)
 \end{aligned}$$

Recall that in the flat coordinate z a small neighborhood of a conical singularity of order d is glued from $d+2$ metric half-discs. Taking into consideration angular symmetry of the expression which we integrate and passing through polar coordinates in our integral we can reduce integration over a $d+2$ metric half-discs to integration over a segment:

$$\begin{aligned}
 (5.22) \quad 2b'\bar{b}' \int_{\mathcal{O}_j(\varepsilon)} \Phi_\varepsilon(z\bar{z}) dx dy = 2(d+2)b'\bar{b}' \int_{\substack{|z| \leq \varepsilon \\ \operatorname{Re}(x) \geq 0}} \Phi_\varepsilon(r^2) r dr d\theta = \\
 = (d+2)\pi \cdot b'\bar{b}' \int_0^{\varepsilon^2} \Phi_\varepsilon(s) ds
 \end{aligned}$$

Finally, observe that it is easy to find an antiderivative for $\Phi_\varepsilon(s)$, namely:

$$\Phi_\varepsilon(s) = \left((\varphi_\varepsilon'(s))^2 \cdot s^2 + \varphi_\varepsilon'(s) \cdot s \right)'$$

which implies, that

$$\int_0^{\varepsilon^2} \Phi_\varepsilon(s) ds = (\varphi'_\varepsilon(s) \cdot s)^2 \Big|_{+0}^{\varepsilon^2} + \varphi'_\varepsilon(s) \cdot s \Big|_{+0}^{\varepsilon^2}$$

Using the properties (5.13) of $\varphi_\varepsilon(s)$ we get

$$\int_0^{\varepsilon^2} \Phi_\varepsilon(s) ds = \left(0 - \left(-\frac{d}{2(d+2)}\right)^2\right) + \left(0 - \left(-\frac{d}{2(d+2)}\right)\right) = \frac{d(d+4)}{4(d+2)^2}$$

Plug the value of the integral obtained in the right-hand side of the above formula in equation (5.22) and combine the result with (5.20) and with (5.21). The resulting expression coincides with equation (5.7) in the statement of Proposition 5.2. As we have already indicated above, relation (5.6) follows immediately from equation (5.7) and from the fact that the integral is supported on small neighborhoods of the conical points of the metric. Proposition 5.2 is proved. \square

Lemma 5.2. *In the same setting as above the following formulae hold.*

For a family of deformations (5.4) of the initial flat surface S in a stratum $\mathcal{H}(m_1, \dots, m_n)$ of Abelian differentials one has:

$$(5.23) \quad \begin{aligned} \partial_{\bar{t}} \partial_t \log \det \Delta_{flat}(S, S_0) &= \\ &= \partial_{\bar{t}} \partial_t \log |\det \langle \omega_i, \omega_j \rangle| + \frac{1}{12} \cdot \sum_{j=1}^n \frac{m_j(m_j+2)}{(m_j+1)} \cdot |b'(0)|^2 \end{aligned}$$

For a family of deformations (5.5) of the initial flat surface S inside a stratum $\mathcal{Q}(d_1, \dots, d_n)$ of meromorphic quadratic differentials with at most simple poles one has:

$$(5.24) \quad \begin{aligned} \partial_{\bar{t}} \partial_t \log \det \Delta_{flat}(S, S_0) &= \\ &= \partial_{\bar{t}} \partial_t \log |\det \langle \omega_i, \omega_j \rangle| + \frac{1}{24} \cdot \sum_{j=1}^n \frac{d_j(d_j+4)}{(d_j+2)} \cdot |b'(0)|^2 \end{aligned}$$

Proof. Plugging expressions (5.6) and (5.7) obtained in Proposition 5.2 into formula (5.3) from Lemma 5.1 we get the relations (5.23) and (5.24) from above. \square

Consider the natural projection

$$p : \mathcal{H}(m_1, \dots, m_n) \rightarrow \mathcal{PH}(m_1, \dots, m_n).$$

Families of deformations (5.4) and (5.5) are chosen in such a way that the resulting infinitesimal affine line $\gamma(t)$ defined by equation (5.4) in the stratum $\mathcal{H}(m_1, \dots, m_n)$ (correspondingly by equation (5.5) in the stratum $\mathcal{Q}(d_1, \dots, d_n)$) projects to the Teichmüller disc passing through $p(S)$. We will show below that the projection map p from $\gamma(t)$ to the Teichmüller disc is nondegenerate in the neighborhood of $t = 0$. Thus, we can induce the canonical hyperbolic metric of curvature -4 to $\gamma(t)$.

Lemma 5.3. *The canonical hyperbolic metric of curvature -4 on the Teichmüller disc induced to the infinitesimal complex curve $\gamma(t)$ under the projection p has the form*

$$|b'(0)|^2 |dt|^2$$

at the point $t = 0$.

In particular, the Laplacian of the induced hyperbolic metric of curvature -4 on $\gamma(t)$ satisfies the relation

$$(5.25) \quad |b'(0)|^2 \cdot \frac{1}{4} \Delta_{Teich} \Big|_{t=0} = \frac{\partial^2}{\partial t \partial \bar{t}} \Big|_{t=0}$$

at the point $t = 0$.

Proof. We prove the Lemma for a flat surface corresponding to an Abelian differential; for a flat surface corresponding to a meromorphic quadratic differentials with at most simple pole the proof is completely analogous.

Choose a pair of independent integer cycles $c_1, c_2 \in H_1(C, \mathbb{Z})$ such that $c_1 \circ c_2 = 1$, and transport them to all surfaces $C(t)$ (we assume that $\gamma(t)$ stays in a tiny neighborhood of the initial point, so we would not have any ambiguity in doing so). Consider the corresponding periods of $\omega(t)$,

$$A(t) := \int_{c_1} \omega(t) \quad B(t) := \int_{c_2} \omega(t).$$

By definition of the family of deformations we get

$$\begin{aligned} A(t) &= a(t)A + b(t)\bar{A} \\ B(t) &= a(t)B + b(t)\bar{B}, \end{aligned}$$

where $A = A(0)$ and $B = B(0)$ are the corresponding periods of the initial Abelian differential ω . Define

$$\zeta(t) := \frac{B(t)}{A(t)} = \frac{a(t)B + b(t)\bar{B}}{a(t)A + b(t)\bar{A}}.$$

At the first glance this definition of the hyperbolic coordinate $\zeta(t)$ depends on the choice of a pair of cycles c_1, c_2 , and on the values of the periods of the initial Abelian differential. However, it would be clear from the proof that the induced hyperbolic metric does not depend on this choice. Basically, the situation is the same as in the case of flat tori, see Example 3.1 in section 3.1.

Consider now the hyperbolic half-plane \mathbb{H}^2 endowed with the canonical metric $\frac{|d\zeta|^2}{4|\operatorname{Im} \zeta|^2}$ of curvature -4 . Let us compute the induced metric in the coordinate t . Clearly

$$\operatorname{Im} \zeta(0) = \operatorname{Im} \frac{B}{A}.$$

Computing the derivative at $t = 0$ we get

$$\frac{\partial \zeta}{\partial t} \Big|_{t=0} = b'(0) \frac{\bar{B}A - B\bar{A}}{A^2}.$$

Thus

$$\begin{aligned} \frac{\partial \zeta}{\partial t} \frac{\partial \bar{\zeta}}{\partial \bar{t}} \Big|_{t=0} &= -b'(0)\bar{b}'(0) \left(\frac{\bar{B}A - B\bar{A}}{A\bar{A}} \right)^2 = 4|b'(0)|^2 \left(\operatorname{Im} \frac{B}{A} \right)^2 = \\ &= 4|b'(0)|^2 \operatorname{Im}^2 \zeta(0). \end{aligned}$$

Hence, the hyperbolic metric has the following form in coordinates t at $t = 0$

$$\begin{aligned} \left. \frac{|d\zeta|^2}{4(\operatorname{Im} \zeta)^2} \right|_{\zeta(0)} &= \frac{\partial \zeta}{\partial t} \frac{\partial \bar{\zeta}}{\partial \bar{t}} \left. \frac{|dt|^2}{4(\operatorname{Im} \zeta(t))^2} \right|_{t=0} = \\ &= 4|b'(0)|^2 \operatorname{Im}^2 \zeta(0) \frac{|dt|^2}{4(\operatorname{Im} \zeta(0))^2} = |b'(0)|^2 |dt|^2 \end{aligned}$$

This implies that the Laplacian of this metric at $t = 0$ is expressed as

$$\Delta_{\text{Teich}} = \frac{4}{|b'(0)|^2} \frac{\partial^2}{\partial t \partial \bar{t}}.$$

□

Proof of Theorem 5. Plug the expression (5.25) for $\partial_t \bar{\partial}_t$ obtained in Lemma 5.3 into formulae (5.23) and (5.24) obtained in Lemma 5.2. Dividing all the terms of the resulting equality by the common factor $|b'(0)|$ (which is nonzero by the definition of the family of deformations) we obtain the relations equivalent to the desired relations (3.17) and (3.18) in Theorem 5. □

5.2. Alternative proof based on results of A. Kokotov, D. Korotkin and P. Zograf. By assumption the initial flat surface $S = S(0)$ has area one. However, the area of the flat surface $S(t)$ in family (5.4) or in family (5.5) varies in t . Define the function

$$k(t, \bar{t}) := \operatorname{Area}(S(t))^{-\frac{1}{2}}.$$

We shall need the following technical Lemma concerning this function.

Lemma 5.4. *One has the following expression for the partial derivative of $k(t, \bar{t})$ at $t = 0$:*

$$(5.26) \quad \left. \frac{\partial^2 \log k(t, \bar{t})}{\partial t \partial \bar{t}} \right|_{t=0} = \frac{1}{2} |b'(0)|^2$$

Proof. Relation (5.8) implies that:

$$\operatorname{Area}(S(t)) = (a\bar{a} - b\bar{b}),$$

so we get the following expression for the function $k(t, \bar{t})$:

$$k(t, \bar{t}) = (a\bar{a} - b\bar{b})^{-\frac{1}{2}}.$$

Computing the value of the second derivative at $t = 0$, we get

$$\left. \frac{\partial^2 \log k(t, \bar{t})}{\partial t \partial \bar{t}} \right|_{t=0} = \frac{1}{2} |b'(0)|^2,$$

where we used the conventions chosen above: $a(0) = 1$ and $b(0) = 0$. □

The proof of Theorem 5 can be derived from the following formula due to A. Kokotov, D. Korotkin (formula (1.10) in [KkKt2]). Denote by $\det \Delta^{|\omega|^2}$ the regularized determinant of the Laplace operator in the flat metric defined as in [KkKt2] by a holomorphic form $\omega \in \mathcal{H}(m_1, \dots, m_n)$. It is defined for flat surfaces of arbitrary area. For $\omega \in \mathcal{H}_1(m_1, \dots, m_n)$ the determinant $\det \Delta^{|\omega|^2}$ differs from $\det \Delta_{\text{flat}}(S(\omega), S_0)$ by a multiplicative constant depending only on the choice of the base surface S_0 .

Theorem (A. Kokotov, D. Korotkin [KkKt2]). *For any flat surface in any stratum of Abelian differentials the following formula of holomorphic factorisation holds:*

$$(5.27) \quad \det \Delta^{|\omega|^2} = \text{const} \cdot \text{Area}(C, \omega) \cdot \det(\text{Im } B) \cdot |\tau(C, \omega)|^2,$$

where B is the matrix of B -periods and $\tau(C, \omega)$ is a holomorphic section of a line bundle on the ambient stratum $\mathcal{H}(m_1, \dots, m_n)$ of Abelian differentials.

Moreover (see [KtZg]), $\tau(S, \omega)$ is homogeneous in ω of degree p , where

$$(5.28) \quad p = \frac{1}{12} \sum_{i=1}^n \frac{m_i(m_i + 2)}{m_i + 1}.$$

In other words, for any nonzero complex number k one has

$$(5.29) \quad \tau(C, k\omega) = k^p \tau(C, \omega)$$

Alternative proof of Theorem 5. Note that $\text{Im } B(t)$ depends only on the underlying Riemann surface $C(t)$; in particular, rescaling $\omega(t)$ proportionally, we do not change $\text{Im } B(t)$.

Applying formula (5.27) to the *normalized* Abelian differential $k(t, \bar{t})\omega(t)$, which defines a flat surface $S^{(1)}(t, \bar{t})$ of unit area, we get

$$\begin{aligned} \det \Delta_{\text{flat}}(S^{(1)}(t), S_0) &= \text{const} \cdot 1 \cdot \det(\text{Im } B(t)) \cdot \left| \tau\left(C(t), k(t, \bar{t})\omega(t)\right) \right|^2 = \\ &= \text{const} \cdot \det(\text{Im } B(t)) \cdot k^{2p}(t, \bar{t}) \cdot |\tau(C, \omega(t))|^2, \end{aligned}$$

where we used homogeneity (5.29) of τ to get the latter expression. Passing to logarithms of the above expressions, applying $\frac{\partial^2}{\partial t \partial \bar{t}}$, taking into consideration that $\tau(C(t), \omega(t))$ is a holomorphic function, and using relations (5.26) and (5.28) we get

$$\begin{aligned} (5.30) \quad \frac{\partial^2}{\partial t \partial \bar{t}} \log |\det \Delta_{\text{flat}}(S(t), S_0)| &= \\ &= \frac{\partial^2}{\partial t \partial \bar{t}} \log |\det \text{Im } B| + \frac{1}{12} \sum_{i=1}^n \frac{m_i(m_i + 2)}{m_i + 1} |b'(0)|^2. \end{aligned}$$

It remains to note that

$$|\det \langle \omega_i(t), \omega_j(t) \rangle| = |\text{holomorphic function of } t| \cdot \det \text{Im } B(t).$$

Thus,

$$\frac{\partial^2}{\partial t \partial \bar{t}} \log |\det \langle \omega_i(t), \omega_j(t) \rangle| = \frac{\partial^2}{\partial t \partial \bar{t}} \log |\det \text{Im } B(t)|.$$

Applying the latter remark to expression (5.30), dividing the result by $|b'(0)|^2$ and recalling (5.25) we get

$$\Delta_{\text{Teich}} \log |\det \langle \omega_i(t), \omega_j(t) \rangle| = \Delta_{\text{Teich}} \log |\Delta_{\text{flat}}(S, S_0)| - \frac{1}{3} \sum_{i=1}^n \frac{m_i(m_i + 2)}{m_i + 1}$$

□

The proof for quadratic differentials is completely analogous. It is based on the following statement of A. Kokotov and D. Korotkin (see [KkKt1]):

Theorem (A. Kokotov, D. Korotkin). *For any flat surface in any stratum of meromorphic quadratic differentials with at most simple poles the following formula of holomorphic factorisation holds:*

$$\det \Delta^{|q|} = \text{const} \cdot \text{Area}(C, q) \cdot \det(\text{Im } B) \cdot |\tau(C, q)|^2,$$

where $\tau(S, q)$ is a holomorphic function in the ambient stratum $\mathcal{Q}(d_1, \dots, d_n)$ of quadratic differentials.

Moreover, $\tau(S, q)$ is homogeneous in q of degree p , where

$$p = \frac{1}{48} \sum_{i=1}^n \frac{d_i(d_i + 4)}{d_i + 2}.$$

In other words, for any nonzero complex number k one has

$$\tau(C, kq) = k^p \tau(C, q)$$

Note the only difference with the previous case. Multiplying an Abelian differential by a factor k we change the area of the corresponding flat surface by a factor $|k|^2$. Multiplying a quadratic differential by a factor k we change the area of the corresponding flat surface by a factor $|k|$.

6. RELATING FLAT AND HYPERBOLIC LAPLACIANS BY MEANS OF POLYAKOV FORMULA

In this section we prove Theorem 6. Our proof is based on the Polyakov formula. We start by rewriting the Polyakov formula in a more symmetric form (6.1). Then we perform the integration separately over complements to neighborhoods of cusps and over neighborhoods of cusps. A neighborhood of each cusp we also subdivide into several domains presented at Figure 8, and we perform the integration separately for each domain.

6.1. Polyakov formula revisited. In local coordinates x, y the Laplace operator of a metric $\rho(x, y) |dx dy|$ has the form

$$\Delta_g = \rho^{-1} \left(\frac{\partial^2}{\partial x^2} + \frac{\partial^2}{\partial y^2} \right)$$

and the curvature K_g of the metric is expressed as

$$K_g = -\Delta_g \log \sqrt{\rho}.$$

In some situations it would be convenient to use the following coordinate version of the Polykov formula (see section 3.5). Let in some coordinate domain x, y

$$g_2 = \rho_2 |dx dy| = \exp(2\phi_2) |dx dy| \quad g_1 = \rho_1 |dx dy| = \exp(2\phi_1) |dx dy|.$$

Then, $g_2 = \exp(2(\phi_2 - \phi_1)) \cdot g_1$, so $\phi = \phi_2 - \phi_1$. An elementary calculation shows that in the corresponding coordinate domain

$$(6.1) \quad \int (\phi \Delta_{g_1} \phi - 2\phi K_{g_1}) dg_1 = \int (\phi_2 \Delta \phi_2 - \phi_1 \Delta \phi_1) + (\phi_2 \Delta \phi_1 - \phi_1 \Delta \phi_2) dx dy,$$

where $\Delta = \frac{\partial^2}{\partial x^2} + \frac{\partial^2}{\partial y^2}$.

6.2. Polyakov Formula applied to smoothed flat and hyperbolic metrics.

Let w be a coordinate in a neighborhood of a conical point on S defined by (3.14); let w_0 be analogous coordinate for S_0 . By assumptions, the order d of the corresponding conical singularity is the same for S and S_0 . Then, we obtain

$$(6.2) \quad 2(\phi(\zeta) - \phi_0(\zeta)) = \log \left| w^d \left(\frac{dw}{d\zeta} \right)^2 \zeta^2 \log^2 \zeta \right| - \log \left| w_0^d \left(\frac{dw_0}{d\zeta} \right)^2 \zeta^2 \log^2 \zeta \right| = \\ = d \log \left| \frac{w}{w_0} \right| + \text{regular function} = \text{regular function}$$

In the last equality we used that $w = \frac{dw}{d\zeta}|_{\zeta=0} \cdot \zeta(1 + O(|\zeta|))$ and $w_0 = \frac{dw_0}{d\zeta}|_{\zeta=0} \cdot \zeta(1 + O(|\zeta|))$ where both derivatives are different from zero. This proves that the right-hand-side expression in formula (3.23) of Theorem 6 is well-defined.

Applying the Polyakov formula to the metrics $g_{flat,\varepsilon} = \exp(2\phi)g_{hyp,\delta}$ on S , then to the metrics $g_{flat,\varepsilon} = \exp(2\phi_0)g_{hyp,\delta}$ on S_0 , and taking the difference we get the following relation:

$$(6.3) \quad \log \det \Delta_{g_{flat,\varepsilon}}(S, S_0) - \log \det \Delta_{g_{hyp,\delta}}(S, S_0) = \\ = \frac{1}{12\pi} \int_S \phi(\Delta_{g_{hyp,\delta}} \phi - 2K_{g_{hyp,\delta}}) dg_{hyp,\delta} - \frac{1}{12\pi} \int_{S_0} \phi_0(\Delta_{g_{hyp,\delta}} \phi_0 - 2K_{g_{hyp,\delta}}) dg_{hyp,\delta},$$

where we took into account that

$$\text{Area}_{g_{flat,\varepsilon}}(S) = \text{Area}_{g_{flat,\varepsilon}}(S_0) \quad \text{and} \quad \text{Area}_{g_{hyp,\delta}}(S) = \text{Area}_{g_{hyp,\delta}}(S_0).$$

To prove Theorem 6 we need to compute the limit of expression (6.3) as ε and δ tend to zero. Note that the term $\log \det \Delta_{g_{flat,\varepsilon}}(S, S_0)$ does not depend on δ , and that existence of a limit of this term as ε tends to zero is *a priori* known. Similarly, the term $\log \det \Delta_{g_{hyp,\delta}}(S, S_0)$ does not depend on ε and existence of a limit of this term as δ tends to zero is also *a priori* known. Hence, to *evaluate* the difference of the corresponding limits we can make ε and δ tend to zero in any particular way, which is convenient for us. From now on let us assume that $0 < \delta \ll \varepsilon \ll R \ll 1$.

As usual, we perform the integration over a surface in several steps integrating separately over complements to R -neighborhoods of cusps and over R -neighborhoods of cusps. An R -neighborhood of each cusp we also subdivide into several domains. We proceed by computing the integral in the right-hand-side of (6.3) domain by domain.

6.2.1. Integration over complements of cusps. In this domain $g_{flat,\varepsilon} = g_{flat}$, and $g_{hyp,\delta} = g_{hyp}$. In coordinates z and $\bar{\zeta}$ we have

$$\phi = \log \left| \frac{dz}{d\zeta} \right| + \frac{1}{2} \log \rho^{-1},$$

where $\rho(\zeta, \bar{\zeta}) = |\zeta|^{-2}(\log |\zeta|)^{-2}$ is the density of the hyperbolic metric. Also, in this domain

$$\Delta_{g_{hyp,\delta}} = \Delta_{g_{hyp}} = 4\rho^{-1} \frac{\partial^2}{\partial \zeta \partial \bar{\zeta}}$$

Hence,

$$\Delta_{g_{hyp,\delta}} \phi = 4\rho^{-1} \frac{\partial^2}{\partial \zeta \partial \bar{\zeta}} \left(\frac{1}{2} \left(\log \frac{dz}{d\zeta} + \log \frac{d\bar{z}}{d\bar{\zeta}} \right) - \frac{1}{2} \log \rho \right)$$

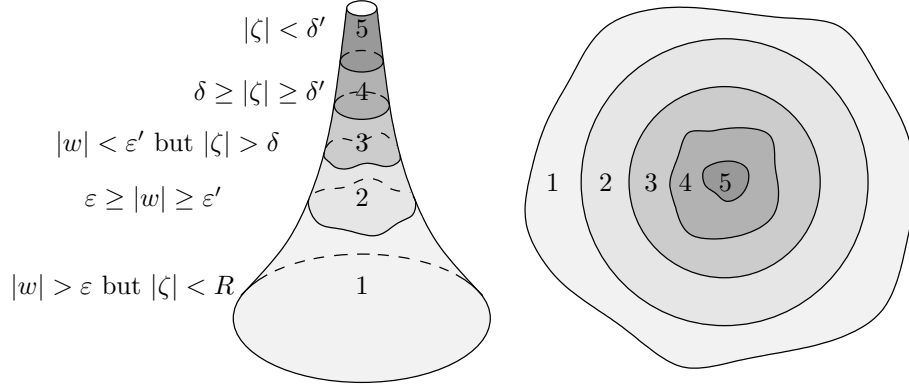


FIGURE 8. Domains of integration

Since $\log \frac{dz}{d\zeta}$ is holomorphic and $\log \frac{d\bar{z}}{d\bar{\zeta}}$ is antiholomorphic they both are annihilated by the Laplace operator. Thus, in this domain

$$\Delta_{g_{hyp,\delta}} \phi = -\frac{1}{2} \Delta_{g_{hyp}} \log \rho_{hyp} = K_{g_{hyp}} = -1,$$

and, hence, in this domains we get

$$(\Delta_{g_{hyp,\delta}} \phi - 2K_{g_{hyp,\delta}}) = 1 \quad \text{and} \quad (\Delta_{g_{hyp,\delta}} \phi_0 - 2K_{g_{hyp,\delta}}) = 1$$

In notations (3.22) we can represent integrals (6.3) over complements $S - \sqcup \mathcal{O}_j(R)$ and $S_0 - \sqcup \mathcal{O}_j(R)$ to the cusps as

$$(6.4) \quad \frac{1}{12\pi} \left\langle \int_S \phi dg_{hyp} - \int_{S_0} \phi_0 dg_{hyp} \right\rangle - \frac{1}{12\pi} \int_{\sqcup \mathcal{O}_j(R)} (\phi - \phi_0) dg_{hyp}.$$

6.3. Integration over a neighborhood of a cusp. In the remaining part of the computation we fix a pair of corresponding conical singularities P_j on S and on S_0 , and we consider neighborhoods $\mathcal{O}(R)$ of the corresponding cusps in hyperbolic metrics on S and S_0 . These neighborhoods are isometric, where isometry is defined up to a global rotation of the cusp. Using such an isometry we identify the two corresponding neighborhoods on S and on S_0 . Clearly, g_{hyp} and $g_{hyp,\delta}$ coming from S and from S_0 coincide, while the holomorphic functions w , and w_0 defined in a disc $\mathcal{O}(R) = \{\zeta \text{ such that } |\zeta| \leq R\}$ (and hence the corresponding flat metrics and smoothed flat metrics) differ. Note, however, that the cusp was chosen exactly at the conical point, so $w(0) = w_0(0) = 0$. Also, since ζ, w are holomorphic coordinates in a neighborhood of a point P_j of a regular Riemann surface S , one has $\frac{dw}{d\zeta} \Big|_{\zeta=0} \neq 0$.

Similarly $\frac{dw_0}{d\zeta} \Big|_{\zeta=0} \neq 0$.

By assumption $0 < \delta \ll \varepsilon \ll R \ll 1$. We subdivide the disc $|\zeta| < R$ into the following domains (see also Figures 8)

- (1) $\varepsilon < |w|$;
- (2) $\varepsilon' \leq |w| \leq \varepsilon$;
- (3) $|w| < \varepsilon'$ but $\delta < |\zeta|$;

- (4) $\delta' \leq |\zeta| \leq \delta$;
- (5) $|\zeta| < \delta'$.

and we perform integration over domains (1)–(3) in parallel with integration over analogous domains defined in terms of w_0 .

6.3.1. Integration over a cusp: the domain $|w| > \varepsilon$. First note the following elementary formula from calculus: for any constant $C > 0$

$$(6.5) \quad \int_{r \leq |\zeta| \leq Cr} \frac{\log |\zeta| |d\zeta|^2}{|\zeta|^2 \log^2 |\zeta|} \rightarrow 0 \quad \text{as } r \rightarrow +0$$

In other words, while the corresponding integral over a disc diverges, an integral over a contracting annulus tends to zero as soon as a modulus of the annulus remains bounded.

Now consider the smallest annulus

$$(6.6) \quad A(\varepsilon) := \{\zeta \text{ such that } r(\varepsilon) \leq |\zeta| \leq C(\varepsilon)r(\varepsilon)\}$$

containing both curves $|w| = \varepsilon$ and $|w_0| = \varepsilon$. Clearly $r(\varepsilon) \rightarrow 0$ as $\varepsilon \rightarrow +0$ and $C(\varepsilon)$ is uniformly bounded by some constant C for all sufficiently small values of ε .

Now let us compute the difference of the integrals (6.3) over the domain $|w| > \varepsilon$ and integrals over the corresponding domain $|w_0| > \varepsilon$. Our computation mimics one in the previous section. In particular, our integrals (6.3) are reduced to

$$\frac{1}{12\pi} \left(\int_{\substack{|\zeta| < R \\ |w| > \varepsilon}} \phi dg_{hyp} - \int_{\substack{|\zeta| < R \\ |w_0| > \varepsilon}} \phi_0 dg_{hyp} \right),$$

where

$$(6.7) \quad \phi = (d+2)(\log |\zeta|)(1+o(1)) \quad \phi_0 = (d+2)(\log |\zeta|)(1+o(1))$$

in our domains. Decomposing the domains of integration we can proceed as:

$$\begin{aligned} & \left(\int_{\substack{|\zeta| < R \\ |w| > \varepsilon}} \phi dg_{hyp} - \int_{\substack{|\zeta| < R \\ |w_0| > \varepsilon}} \phi_0 dg_{hyp} \right) = \\ &= \int_{\mathcal{O}(R)} (\phi - \phi_0) dg_{hyp} - \int_{|\zeta| \leq r(\varepsilon)} (\phi - \phi_0) dg_{hyp} + \int_{\substack{|\zeta| > r(\varepsilon) \\ |w| \leq \varepsilon}} \phi dg_{hyp} - \int_{\substack{|\zeta| > r(\varepsilon) \\ |w_0| \leq \varepsilon}} \phi_0 dg_{hyp} \end{aligned}$$

By (6.2) the difference $(\phi - \phi_0)$ is regular in a neighborhood of a cusp, so its integral over a small disc $\{|\zeta| \leq r(\varepsilon)\}$ tends to zero as ε tends to zero. We can bound from above absolute values of each of the remaining two integrals by the integrals of $|\phi|$ and $|\phi_0|$ correspondingly along a larger domain $A(\varepsilon)$, see (6.6). Taking into consideration (6.7) and (6.5) we conclude that these two integrals also tend to zero.

Hence, after passing to a limit $\varepsilon \rightarrow 0$ integration over the domains $w > \varepsilon$ and $w_0 > \varepsilon$ compensates a missing term

$$\frac{1}{12\pi} \int_{\sqcup \mathcal{O}_j(R)} (\phi - \phi_0) dg_{hyp}$$

in (6.4).

6.3.2. *Integration over a cusp: the domain $\varepsilon' \leq |w| \leq \varepsilon$.* In the annulus $\varepsilon' \leq |w| \leq \varepsilon$ we have

$$\begin{aligned} g_{flat,\varepsilon} &= \rho_{flat,\varepsilon}(|w|) |dw|^2 = \exp(2\phi_2) |dw|^2 \\ g_{hyp,\delta} &= g_{hyp} = \frac{1}{|\zeta|^2 \log^2 |\zeta|} \left| \frac{d\zeta}{dw} \right|^2 |dw|^2 = \exp(2\phi_1) |dw|^2 \end{aligned}$$

where

$$\begin{aligned} \phi_2 &= \frac{1}{2} \log \rho_{flat,\varepsilon}(|w|) \\ \phi_1 &= -\log |\zeta| - \log \log |\zeta| + \log \left| \frac{d\zeta}{dw} \right| \end{aligned}$$

An elementary calculation shows that

$$\begin{aligned} \phi_2 &= \frac{d}{2} \cdot \log |w| + \text{regular function of } w \text{ and } \bar{w} \\ (6.8) \quad \phi_1 &= -\log |w| - \log \log |w| + O\left(\frac{1}{\log |w|}\right) \\ \Delta\phi_1 &= \frac{1}{|w|^2 \log^2 |w|} \left(1 + O\left(\frac{1}{\log |w|}\right)\right) \end{aligned}$$

Applying formula (6.1) to the first integral in (6.3) we obtain

$$\begin{aligned} (6.9) \quad \int_{\varepsilon' \leq |w| \leq \varepsilon} \phi(\Delta_{g_{hyp,\delta}} \phi - 2K_{g_{hyp,\delta}}) dg_{hyp,\delta} &= \\ &= \int_{\varepsilon' \leq |w| \leq \varepsilon} (\phi_2 \Delta\phi_2 - \phi_1 \Delta\phi_1 + \phi_2 \Delta\phi_1 - \phi_1 \Delta\phi_2) dx dy, \end{aligned}$$

An expression $\phi_2 \Delta\phi_2$ in (6.9) does not depend on ζ or $\bar{\zeta}$. Hence it coincides with the corresponding expression for w_0 , and the difference

$$\int_{\varepsilon' \leq |w| \leq \varepsilon} \phi_2 \Delta\phi_2 dx dy - \int_{\varepsilon' \leq |w_0| \leq \varepsilon} \phi_2 \Delta\phi_2 dx dy = 0$$

is equal to zero. This term produces no contribution to the difference of integrals in (6.3).

By assumption the ratio ε/ε' is uniformly bounded (and, actually, can be chosen arbitrary close to one). Hence, estimates (6.8) combined with formula (6.5) imply that

$$\begin{aligned} \int_{\varepsilon' \leq |w| \leq \varepsilon} \phi_1 \Delta\phi_1 dx dy &\rightarrow 0 \\ \int_{\varepsilon' \leq |w| \leq \varepsilon} \phi_2 \Delta\phi_1 dx dy &\rightarrow 0 \end{aligned}$$

as ε tends to zero, and these two terms produce no contribution to the difference of integrals in (6.3) either.

Finally,

$$\begin{aligned}
 (6.10) \quad \int_{\varepsilon' \leq |w| \leq \varepsilon} \phi_1 \Delta \phi_2 dx dy &= \int_0^{2\pi} d\theta \int_{\varepsilon'}^{\varepsilon} \phi_1 \cdot \left[\frac{1}{r} \frac{\partial}{\partial r} \left(r \frac{\partial}{\partial r} \right) + \frac{1}{r^2} \frac{\partial^2}{\partial \theta^2} \right] \phi_2(r) r dr = \\
 &= \int_0^{2\pi} d\theta \int_{\varepsilon'}^{\varepsilon} \phi_1 \frac{\partial}{\partial r} \left(r \frac{\partial \phi_2}{\partial r} \right) dr = \int_0^{2\pi} d\theta \left(\phi_1 r \frac{\partial \phi_2}{\partial r} \Big|_{\varepsilon'}^{\varepsilon} - \int_{\varepsilon'}^{\varepsilon} \frac{\partial \phi_1}{\partial r} r \frac{\partial \phi_2}{\partial r} dr \right)
 \end{aligned}$$

Recall that $\phi_2(r) = \frac{1}{2} \log \rho_{flat, \varepsilon}(r)$, where $\rho_{flat, \varepsilon}(r)$ is defined in (3.15). In particular,

$$\begin{aligned}
 r \cdot \phi_2'(r) \Big|_{r=\varepsilon} &= \frac{d}{2} \\
 r \cdot \phi_2'(r) \Big|_{r=\varepsilon'} &= 0
 \end{aligned}$$

and

$$\begin{aligned}
 \int_0^{2\pi} \left(\phi_1 r \frac{\partial \phi_2}{\partial r} \Big|_{\varepsilon'}^{\varepsilon} \right) d\theta &= \frac{d}{2} \int_0^{2\pi} \phi_1(r, \theta) d\theta = \\
 &= \frac{d}{2} \int_0^{2\pi} \left(-\log \varepsilon - \log \log \varepsilon + O\left(\frac{1}{\log \varepsilon}\right) \right) d\theta = \\
 &= -\pi d (\log \varepsilon + \log \log \varepsilon) + O\left(\frac{1}{\log \varepsilon}\right)
 \end{aligned}$$

where we used expression (6.8) for ϕ_1 . Once again, the first term in the above expression will be compensated by an identical term in the corresponding expression for w_0 , while the second term in both expressions tends to zero.

It remains to evaluate the difference of the integrals

$$(6.11) \quad \int_0^{2\pi} d\theta \int_{\varepsilon'}^{\varepsilon} \frac{\partial \phi_1}{\partial r} r \frac{\partial \phi_2}{\partial r} dr$$

for w and for w_0 .

By construction 3.15 of $\rho_{flat, \varepsilon}(r)$, the maximum of the absolute value of its derivative on the interval $\varepsilon' \leq r \leq \varepsilon$ is attained at $r = \varepsilon$ where $\rho'_{flat, \varepsilon}(\varepsilon) = d\varepsilon^{d-1}$. Also, by construction of $\rho_{flat, \varepsilon}(r)$, the minimum of its value on the interval $\varepsilon' \leq r \leq \varepsilon$ equals $\varepsilon^d \cdot (1 + o(1))$. Finally, by our choice of ε' and ε we have $\varepsilon/\varepsilon' \rightarrow 1$ as $\varepsilon \rightarrow 0$. Hence

$$\begin{aligned}
 (6.12) \quad \max_{\varepsilon' \leq r \leq \varepsilon} \left| r \frac{\partial \phi_2}{\partial r} \right| &= \max_{\varepsilon' \leq r \leq \varepsilon} \left| \frac{r}{2} \frac{\partial \log \rho_{flat, \varepsilon}}{\partial r} \right| \leq \frac{\varepsilon}{2} \cdot \frac{\max_{\varepsilon' \leq r \leq \varepsilon} |\rho'_{flat, \varepsilon}(r)|}{\min_{\varepsilon' \leq r \leq \varepsilon} \rho_{flat, \varepsilon}(r)} = \\
 &= \frac{\varepsilon}{2} \cdot \frac{d\varepsilon^{d-1}}{\varepsilon^d(1 + o(1))} = \frac{d}{2} + o(1) \quad \text{as } \varepsilon \rightarrow 0
 \end{aligned}$$

Now,

$$\phi_1 = -\log |\zeta| - \log \log |\zeta| - \log \left| \frac{dw}{d\zeta} \right| = \log \left| \frac{dw}{d\zeta} \zeta \right| - \log \log |\zeta|.$$

Note that

$$\frac{dw}{d\zeta} \zeta = w \cdot f_1(w) \quad \zeta = w \cdot f_2(w)$$

where $f_1(w), f_2(w)$ are holomorphic functions different from zero in a neighborhood of $w = 0$. Hence

$$\frac{\partial}{\partial r} \left(\log \left| \frac{dw}{d\zeta} \zeta \right| \right) = \frac{1}{r} + O(1) \quad \frac{\partial}{\partial r} \log \log |\zeta| = \frac{1}{\log r + O(1)} \left(\frac{1}{r} + O(1) \right)$$

Taking into consideration estimate (6.12) this implies that the difference of the integrals (6.11) taken for S and S_0 is of order

$$\int_{\varepsilon'}^{\varepsilon} \frac{o(1)}{r \log r} dr ,$$

which tends to zero as $\varepsilon \rightarrow 0$ since ε'/ε is bounded (and, actually can be chosen to tend to zero).

We conclude that in the limit the difference of integrals (6.3) over the domains $\varepsilon' \leq |w| \leq \varepsilon$ and $\varepsilon' \leq |w_0| \leq \varepsilon$ is equal to zero; in particular, it produces no contribution to the formula (3.23).

6.3.3. Integration over a cusp: the domain where $|w| < \varepsilon'$ but $|\zeta| > \delta$. The computation of the difference of integrals (6.3) over the domains $\{|w| < \varepsilon'\} \cap \{|\zeta| > \delta\}$ and $\{|w| < \varepsilon'\} \cap \{|\zeta| > \delta\}$ is analogous to the one in section 6.3.1. In particular the difference of the integrals for these domains tends to zero as $R \rightarrow 0$ and hence it produces no contribution to the formula (3.23).

6.3.4. Integration over a cusp: the annulus $\delta' \leq |\zeta| \leq \delta$. In the annulus $\delta' \leq |\zeta| \leq \delta$ we have

$$g_{flat, \varepsilon} = \text{const}_{flat, \varepsilon} |dw|^2 = \exp(2\phi_2) |d\zeta|^2$$

$$g_{hyp, \delta} = \rho_{hyp, \delta}(|\zeta|) |d\zeta|^2 = \exp(2\phi_1) |d\zeta|^2$$

where

$$\phi_2 = \frac{1}{2} \log \text{const}_{flat, \varepsilon} + \log \left| \frac{dw}{d\zeta} \right|$$

$$\phi_1 = \frac{1}{2} \log \rho_{hyp, \delta} .$$

In particular, $\Delta\phi_2 = 0$.

Applying the formula (6.1) to the first integral in (6.3) we obtain

$$(6.13) \quad \int_{\delta' \leq |\zeta| \leq \delta} \phi(\Delta_{g_{hyp, \delta}} \phi - 2K_{g_{hyp, \delta}}) dg_{hyp, \delta} =$$

$$= \int_{\delta' \leq |\zeta| \leq \delta} (\phi_2 \Delta \phi_2 - \phi_1 \Delta \phi_1 + \phi_2 \Delta \phi_1 - \phi_1 \Delta \phi_2) |d\zeta|^2 =$$

$$= \int_{\delta' \leq |\zeta| \leq \delta} (-\phi_1 \Delta \phi_1 + \phi_2 \Delta \phi_1) |d\zeta|^2 .$$

The expression $\phi_1 \Delta \phi_1$ in (6.13) does not depend on w or \bar{w} . Hence it is annihilated by the corresponding expression for w_0 .

It remains to compute the integral of $\phi_2 \Delta \phi_1$. Similarly to the analogous computation (6.10) we get

$$\int_{\delta' \leq |w| \leq \delta} \phi_2 \Delta \phi_1 |d\zeta|^2 = \int_0^{2\pi} d\theta \left(\phi_2 r \frac{\partial \phi_1}{\partial r} \Big|_{\delta'}^{\delta} - \int_{\delta'}^{\delta} \frac{\partial \phi_2}{\partial r} r \frac{\partial \phi_1}{\partial r} dr \right)$$

Note that

$$\frac{\partial \phi_1}{\partial r} = \frac{1}{2} \cdot \frac{\partial}{\partial r} \log \rho_{hyp, \delta}(r).$$

By definition (3.21) of $\rho_{hyp, \delta}(r)$ we get

$$\frac{\partial \phi_1}{\partial r} \Big|_{r=\delta'} = 0 \quad \frac{\partial \phi_1}{\partial r} \Big|_{r=\delta} = -\frac{\partial}{\partial r} (\log r + \log \log r) \Big|_{r=\delta} = -\left(\frac{1}{\delta} + \frac{1}{\delta \log \delta}\right)$$

Hence

$$\begin{aligned} \int_0^{2\pi} d\theta \phi_2 \cdot r \cdot \frac{\partial \phi_1}{\partial r} \Big|_{\delta'}^\delta &= \\ &= -\int_0^{2\pi} \left(\frac{1}{2} \log \text{const}_{flat, \varepsilon} + \log \left| \frac{dw}{d\zeta} \Big|_{\zeta=\delta e^{i\theta}} \right| \right) \left(1 + \frac{1}{\log \delta} \right) d\theta = \\ &= -\pi \log \text{const}_{flat, \varepsilon} \left(1 + \frac{1}{\log \delta} \right) - 2\pi \log \left| \frac{dw}{d\zeta} \Big|_{\zeta=0} \right| + o(1) \end{aligned}$$

Evaluating the difference with the corresponding integral for w_0 and passing to a limit as $\delta \rightarrow +0$ we see that these terms produces the following impact to (6.3):

$$\frac{1}{12\pi} \cdot 2\pi \left(\log \left| \frac{dw_0}{d\zeta} \Big|_{\zeta=0} \right| - \log \left| \frac{dw}{d\zeta} \Big|_{\zeta=0} \right| \right)$$

It remains to evaluate the integral

$$\int_{\delta'}^{\delta} \frac{\partial \phi_2}{\partial r} r \frac{\partial \phi_1}{\partial r} dr$$

Recall that

$$\min_{\delta' \leq r \leq \delta} \rho_{hyp, \delta}(r) = \rho_{hyp, \delta}(\delta) = \frac{1}{\delta^2 \log^2 \delta}$$

while

$$\max_{\delta' \leq r \leq \delta} \left| \frac{\partial}{\partial r} \rho_{hyp, \delta}(r) \right| = \left| \frac{\partial}{\partial r} \rho_{hyp, \delta}(r) \Big|_{r=\delta} \right| = \frac{1}{\delta} \left(1 + \frac{1}{\log \delta} \right)$$

Hence

$$\max_{\delta' \leq r \leq \delta} \left| \frac{\partial \phi_1}{\partial r} \right| = \frac{1}{2} \max_{\delta' \leq r \leq \delta} \left| \frac{\partial}{\partial r} \log \rho_{hyp, \delta}(r) \right| = \frac{1}{2} \delta (\log^2 \delta + \log \delta) = o(1)$$

Since the function $\frac{\partial \phi_2}{\partial r}$ is regular, we conclude that the integral

$$\int_{\delta'}^{\delta} \frac{\partial \phi_2}{\partial r} r \frac{\partial \phi_1}{\partial r} dr$$

tends to zero as δ tends to zero.

6.3.5. *Integration over a cusp: the disc $|\zeta| < \delta'$.* In the disc $|\zeta| < \delta'$ we have

$$\begin{aligned} g_{flat,\varepsilon} &= \text{const}_{flat,\varepsilon} |dw|^2 = \exp(2\phi_2) |d\zeta|^2 \\ g_{hyp,\delta} &= \text{const}_{hyp,\delta} |d\zeta|^2 = \exp(2\phi_1) |d\zeta|^2 \end{aligned}$$

where

$$\begin{aligned} \phi_2 &= \frac{1}{2} \log \text{const}_{flat,\varepsilon} + \log \left| \frac{dw}{d\zeta} \right| \\ \phi_1 &= \frac{1}{2} \log \text{const}_{hyp,\delta} \end{aligned}$$

Hence $\Delta\phi_1 = \Delta\phi_2 = 0$ and the integral

$$\int_{|\zeta| \leq \delta'} (\phi_2 \Delta\phi_2 - \phi_1 \Delta\phi_1 + \phi_2 \Delta\phi_1 - \phi_1 \Delta\phi_2) |d\zeta|^2$$

is identically equal to zero.

Applying the formula (6.1) we conclude that integrals over this region produce no contribution to the difference of integrals in (6.3).

Combining the relation (6.4) with the estimates from sections 6.3.1–6.3.5 we get the formula (3.22). Theorem 6 is proved. \square

7. COMPARISON OF RELATIVE DETERMINANTS OF LAPLACE OPERATORS NEAR THE BOUNDARY OF THE MODULI SPACE

In notations of Theorem 7 define the following function:

$$(7.1) \quad E(S, S_0) := \left\langle \int_S \phi dg_{hyp} - \int_{S_0} \phi_0 dg_{hyp} \right\rangle - 2\pi \sum_j \left(\log \left| \frac{dw}{d\zeta}(P_j) \right| - \log \left| \frac{dw_0}{d\zeta}(P_j) \right| \right)$$

Here w denotes the coordinate defined by equation (3.13) in a neighborhood of a conical point and ζ is a holomorphic coordinate defined by equation (3.20) in the neighborhood of the same conical point. By equation (3.23) from Theorem 6 one has

$$\log \det \Delta_{flat}(S, S_0) - \log \det \Delta_{hyp}(S, S_0) = \frac{1}{12\pi} E(S, S_0).$$

In this section we estimate the value of $E(S, S_0)$ and prove Theorem 7.

7.1. Asymptotic value of the relative integral. We start with the case when a sequence of flat surfaces S_τ escapes from any compact part of the corresponding ambient stratum. We consider in detail the case, when the flat surfaces S_τ degenerate in a very regular way, namely, when they have all the properties of flat surfaces in the corresponding sequence in Theorem 10.

We assume that the flat surfaces S_τ in our sequence have area one, so all flat surfaces S_τ belong to some fixed stratum $\mathcal{H}_1(m_1, \dots, m_n)$ of Abelian 1-differentials or to a fixed stratum $\mathcal{Q}_1(d_1, \dots, d_n)$ of meromorphic quadratic differentials with at most simple poles.

In the current consideration it is irrelevant whether the flat metric has trivial linear holonomy or not. So, even when the surfaces S_τ belong to a stratum $\mathcal{H}_1(m_1, \dots, m_n)$, we pass to the quadratic differentials $q_\tau = \omega_\tau^2$. Slightly abusing the traditional conventions we will denote the corresponding stratum of global squares of holomorphic 1-forms by $\mathcal{Q}_1(2d_1, \dots, 2d_n)$.

Proposition 7.1. *Consider a sequence of flat surfaces S_τ of area one in a fixed stratum $\mathcal{Q}_1(d_1, \dots, d_n)$ of meromorphic quadratic differentials with at most simple poles (strata of global squares of holomorphic 1-forms are not excluded). Let g be the genus of S_τ .*

Suppose that the underlying Riemann surfaces C_τ tend to a stable Riemann surface C_∞ . Let Γ_τ be the collection of the hyperbolically short curves on C_τ . Let

$$(7.2) \quad \delta_\tau := \max_{1 \leq i \leq \text{card } \Gamma} l_{\text{hyp}, \tau}(\gamma_i), \text{ where } \gamma_i \in \Gamma_\tau$$

be the maximal length of a short curve on the surface S_τ .

Suppose that for every component of the thick part, the rescaled flat surfaces converge to a limiting flat surface: $\tilde{Y}_{\tau,j} \rightarrow \tilde{Y}_{\infty,j}$.

For each desingularized component $C_{\infty,j}$ of the stable Riemann surface denote by b_j the number of nodes on $C_{\infty,j}$. Denote by χ_j the Euler characteristic of $C_{\infty,j}$ punctured at all nodes and at all zeroes and poles of $\tilde{q}_{\infty,j}$. Denote by $X_{\tau,r}$ the thin parts of S_τ represented by flat cylinders; denote by $w_{\tau,r}$ the lengths of the waist curves (perimeters of the corresponding cylinders). Denote by $A_{\tau,s}$ the thin parts of S_τ represented by expanding flat annuli; denote by $R_{\tau,s}^{\text{in}}, R_{\tau,s}^{\text{ex}}$ the internal and external radii of the corresponding annuli. Denote by S_∞ the (possibly non-connected) flat surface $\sqcup_j (C_{\infty,j}, \tilde{q}_{\infty,j})$.

There exist functions $I_{\text{thick}}(\eta, S_\infty, S_0)$, $c_{\text{thick}}(\eta, Y_{\tau,j})$, $c_{\text{cyl}}(\eta, X_{\tau,r})$, $c_{\text{ann}}(\eta, A_{\tau,s})$ defined for any sufficiently small value of strictly positive parameter η and for all surfaces S_τ in the ambient stratum $\mathcal{Q}(d_1, \dots, d_n)$, satisfying $\delta_\tau < \eta$, such that the following equality is valid:

$$(7.3) \quad \begin{aligned} E(S_\tau, S_0) = & I_{\text{thick}}(\eta, S_\infty, S_0) + 2\pi \sum_{\substack{\text{zeroes and} \\ \text{simple poles } P_i}} \left(\log \frac{dw}{d\zeta}(\tilde{Y}_{\infty,k}, P_i) - \log \frac{dw}{d\zeta}(S_0, P_i) \right) + \\ & + \sum_{\substack{\text{thick compo-} \\ \text{nents } Y_{\tau,j}}} \left(-\pi\chi_j + \frac{2\pi}{d_i+2} - \frac{b_j}{2}\eta + \frac{1}{2}c_{\text{thick}}(\eta, Y_{\tau,j}) \right) \cdot \log \lambda(Y_{\tau,j}) + \\ & + \sum_{\substack{\text{thin components} \\ \text{represented by flat} \\ \text{cylinders } X_{\tau,r}}} 2\eta \cdot (1 + c_{\text{cyl}}(\eta, X_{\tau,r})) \cdot \log w_{\tau,r} + \\ & + \sum_{\substack{\text{thin components} \\ \text{represented by} \\ \text{flat annuli } A_{\tau,s}}} 2\eta \cdot (1 + c_{\text{ann}}(\eta, A_{\tau,s})) \cdot \log \sqrt{R_{\tau,s}^{\text{ex}} R_{\tau,s}^{\text{in}}}, \end{aligned}$$

where for any fixed value η the functions $c_{\text{thick}}(\eta, Y_{\tau,j})$, $c_{\text{cyl}}(\eta, X_{\tau,r})$, $c_{\text{ann}}(\eta, A_{\tau,s})$ tend to zero as τ tends to infinity.

Here w and ζ denote the coordinates in a neighborhood of a conical point, such that the flat metric and the associated hyperbolic metric are represented by corresponding equations (3.13) and (3.20) in these coordinates.

A major part of the current section is devoted to the proof of Proposition 7.1. Before passing to this proof we formulate an important Lemma due to S. Wolpert [W2] and prove Corollary 8 implied by Proposition 7.1.

Modulus Lemma (S. Wolpert). *In the setting of Proposition 7.1 the length $l_\tau := l_{hyp,\tau}(\gamma_i)$ of the pinching hyperbolic geodesic γ_i and the modulus M_τ of the corresponding maximal embedded flat cylinder or of the corresponding maximal embedded flat annulus are related as follows:*

$$\lim_{l_\tau \rightarrow 0} l_\tau \cdot M_\tau = \pi,$$

where convergence is uniform when we bound the genus and the number of cusps of the hyperbolic metric.

Corollary 8. *Under the assumptions of Proposition 7.1 the following bound is valid*

$$\limsup_{\tau \rightarrow \infty} \frac{|E(S_\tau, S_0)|}{|\log \ell_{flat}(S_\tau)|} \leq \left(2g - 2 + n + \sum_{i=1}^n \frac{2}{d_i + 2} \right) \cdot \pi$$

Proof of Corollary 8. By Lemma 4.1 the size $\lambda(Y_{\tau,j})$ of any thick component of S_τ is bounded from below by $\ell_{flat}(S_\tau)$.

Recall that the flat surfaces S_τ have area one. Thus, the size $\lambda(Y_{\tau,j})$ of any thick component is bounded from above by some constant.

By assumption, the shortest hyperbolic length of a closed hyperbolic geodesic on S_τ tends to zero as τ tends to infinity. The Modulus Lemma of S. Wolpert implies that the flat length $\ell_{flat}(S_\tau)$ of the shortest saddle connection on S_τ also tends to zero, so $\log \ell_{flat}(S_\tau)$ tends to $-\infty$.

Hence, for sufficiently large τ we get

$$|\log \ell_{flat}(S_\tau)| \geq |\log \lambda(Y_{\tau,j})|, \text{ and } \log \ell_{flat} \rightarrow -\infty \text{ as } \tau \rightarrow \infty.$$

Any maximal embedded flat cylinder has saddle connections at the boundary, so its waist curve (perimeter) $w_{\tau,r}$ satisfies the inequality $w_{\tau,r} \geq \ell_{flat}(S_\tau)$. Note that the area of the cylinder is bounded by one, $w_{\tau,r} \cdot h_{\tau,r} \leq 1$.

Suppose that a hyperbolically short curve $\gamma_i \in \Gamma$ represents a flat cylinder. By the Modulus Lemma above we get

$$M_{\tau,r} := \frac{h_{\tau,r}}{w_{\tau,r}} \approx \frac{\pi}{l_{hyp}(\gamma_i)} \rightarrow +\infty.$$

This implies that the length $w_{\tau,r}$ of the waist curve of any flat cylinder representing a hyperbolically short curve γ_i tends to zero as τ tends to infinity. Hence, for sufficiently large τ we get

$$(7.4) \quad |\log w_{\tau,r}| \leq |\log \ell_{flat}(S_\tau)|.$$

Suppose that a hyperbolically short curve $\gamma_i \in \Gamma$ represents a flat annulus with internal and external radii $R_{\tau,s}^{in}$ and $R_{\tau,s}^{ex}$ correspondingly. By the Modulus Lemma above we get

$$M_{\tau,s} := \frac{1}{2\pi} \log \frac{R_{\tau,s}^{ex}}{R_{\tau,s}^{in}} \approx \frac{\pi}{l_{hyp}(\gamma_i)} \rightarrow +\infty.$$

Clearly, the internal and external radii $R_{\tau,s}^{in}, R_{\tau,s}^{ex}$ of any embedded flat annulus representing a thin component satisfy the inequality $R_{\tau,s}^{ex} \geq R_{\tau,s}^{in} \geq 2\ell_{flat}$.

Since the flat area of the surface S_τ is equal to one we get a restriction

$$\frac{\pi(d_r + 2)}{2} ((R_{\tau,s}^{ex})^2 - (R_{\tau,s}^{in})^2) \leq 1.$$

The latter restriction combined with relation

$$\log R_{\tau,s}^{ex} - \log R_{\tau,s}^{in} \rightarrow +\infty$$

provided by the Modulus Lemma imply that the external radius $R_{\tau,s}^{ex}$ is bounded from above and the internal radius $R_{\tau,s}^{in}$ tends to zero as $\tau \rightarrow \infty$. Hence,

$$(7.5) \quad |\log R_{\tau,s}^{ex}| \leq |\log R_{\tau,s}^{in}| \leq |\log \ell_{flat}(S_\tau)|.$$

Passing to absolute values of all terms in (7.3) and using $|\log \ell_{flat}(S_\tau)|$ as an upper bound for each of $|\log \lambda(Y_{\tau,j})|$, $|\log w_{\tau,r}|$, $|\log R_{\tau,s}^{ex}|$, $|\log R_{\tau,s}^{in}|$ we conclude that for any choice of η and for all sufficiently large τ the following inequality is valid:

$$\begin{aligned} |E(S_\tau, S_0)| \leq & \sum_{\substack{\text{thick compo-} \\ \text{nents } Y_{\tau,j}}} \left(-\pi\chi_j + \frac{2\pi}{d_i + 2} \right) \cdot |\log \ell_{flat}(S_\tau)| + \\ & + Const_1 \cdot \eta \cdot |\log \ell_{flat}(S_\tau)| + Const_2, \end{aligned}$$

where $Const_1, Const_2$ do not depend neither on τ nor on η .

Note that taking the total sum of Euler characteristics χ_j of all components of the stable Riemann surface punctured at all nodes and at all zeroes and poles P_j we get the Euler characteristic of each individual flat surface S_τ punctured at all zeroes and simple poles of the quadratic differentials. Thus,

$$\sum_{\substack{\text{thick compo-} \\ \text{nents } Y_{\tau,j}}} \chi_j = 2g - 2 + n.$$

Finally, note that the strictly positive parameter η can be chosen arbitrary small. Thus, we have proved that given any strictly positive η , for sufficiently large τ we have the following bound:

$$\frac{|E(S_\tau, S_0)|}{|\log \ell_{flat}(S_\tau)|} \leq \pi \left(2g - 2 + n + \frac{2}{d_i + 2} \right) + Const_3 \cdot \eta,$$

where $Const_3$ does not depend neither on τ nor on η . This completes the proof of Corollary 8. \square

Example 7.1 (Two merging zeroes). The upper bound for $|E(S, S_0)|$ obtained in Corollary 8 is linear in $|\log \ell_{flat}(S)|$. It is optimal in the sense that for certain sequences S_τ of flat surfaces $E(S_\tau, S_0)$ is indeed linear in $\ell_{flat}(S_\tau)$ as shows the following example.

Consider the following sequence of flat surfaces. Take a flat surface with a zero P of order d , and break this zero into two zeroes P_1, P_2 of orders $d_1 + d_2 = d$ by a local surgery in a neighborhood of P , see [EMZ] for details. Consider a sequence of surfaces S_τ isometric outside of a neighborhood of P_1, P_2 such that the saddle connection joining P_1 with P_2 contracts.

For the underlying hyperbolic surface we get a “bulb” in the form of a pair of pants Y_τ growing out of our surface. This pair of pants has cusps at the points P_1, P_2 and is separated from the main body of the surface by a short hyperbolic geodesic homotopic to a curve encircling P_1, P_2 , see Figure 9. Clearly, the size of




FIGURE 9. A simple saddle connection in the flat metric produces in the underlying hyperbolic metric a pair of pants with two cusps. Contracting the saddle connection we pinch the pair of pants out of the main body of the surface.

Y_τ satisfies $\lambda(Y_\tau) = 2\ell_{flat}(S_\tau)$, where $\ell_{flat}(S_\tau)$ is the length of the short saddle connection joining P_1 and P_2 . The size of the main body of the surface stays bounded. The Euler characteristic of the pair of pants \dot{Y}_τ is equal to one. This particular family of surfaces satisfy all assumptions of Proposition 7.1. Applying the relation (7.3) we get

$$\lim_{\tau \rightarrow \infty} \frac{|E(S_\tau, S_0)|}{|\log \ell_{flat}(S_\tau)|} = \left(1 + \frac{2}{d_1 + 2} + \frac{2}{d_2 + 2}\right) \cdot \pi,$$

which proves that $E(S_\tau, S_0)$ might indeed attain linear growth in $|\ell_{flat}(S_\tau)|$.

Remark. A degeneration merging two zeroes into one was recently treated by A. Kokotov in much more detail, see [Kk1].

We prove Proposition 7.1 in the next two sections developing the following scheme. We decompose each surface S_τ into a thick part and a thin part, $S_\tau = S_\tau^{thick} \sqcup S_\tau^{thin}$. In Lemma 7.1 we estimate the integral

$$\left\langle \int_{S_\tau^{thick}} \phi dg_{hyp} - \int_{S_0} \phi_0 dg_{hyp} \right\rangle.$$

Then, in Lemma 7.2 we estimate $\log \left| \frac{dw}{d\zeta}(P_j) \right|$. The thin part S_τ^{thin} is represented by flat cylinders and flat annuli. We estimate the integral $\int \phi dg_{hyp}$ over a component of the thin part represented by a flat cylinder in Lemma 7.3 and over a component represented by a flat annulus in Lemma 7.4. Collecting together the estimates obtained in in Lemmas 7.1–7.4 we complete the proof of Proposition 7.1.

Having completed the case when a sequence of flat surfaces degenerate in a completely controlled way we pass to a general case. In Lemma 7.6 from Section 7.4 we show that $E(S, S_0)$ is uniformly bounded on compact subsets. We proceed with the very last preparatory Lemma 7.7 in section 7.5 proving that for any strictly positive η one has the uniform estimate

$$|E(S, S_0)| \leq (2g - 2 + n + \sum_{i=1}^n \frac{2}{d_i + 2} + \eta)\pi \cdot |\log \ell_{flat}(S)|$$

for S outside of sufficiently large compact subset. The latter two lemmas imply the statement of Theorem 7.

7.2. Estimate for the thick part. We start by several remarks concerning the geometry of the surfaces S_τ . Note that the combinatorial geometry of the degeneration is the same for all surfaces in our sequence: for each surface we have a

collection Γ of δ -short (where $\delta \ll 1$) hyperbolic geodesics; the combinatorial geometry of $S_\tau - \Gamma$ is fixed; the hyperbolic lengths of curves in free homotopy classes of curves different from those in Γ are bounded from below by some constant $L \gg \delta$, which does not depend on τ .

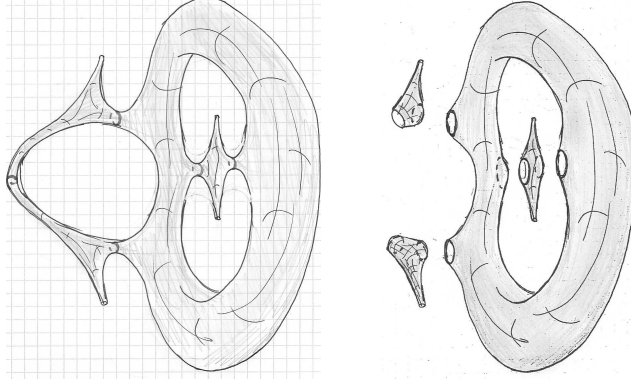


FIGURE 10. (η, δ) -thick components in hyperbolic metric

We continue to work in terms of a hyperbolic metric with cusps $g_{hyp}(S_\tau)$. Consider an (η, δ) -thick-thin decomposition of each surface in our sequence. Namely, for each short closed geodesic $\gamma \in \Gamma$ consider the set of points in the surface located at a bounded distance from γ . When the bound for the distance is not too large, we get a topological annulus. We choose the bounding distance to make the length of each of the two boundary components of the annulus equal to a chosen constant η , where $\delta \ll \eta \ll L$. The union of annuli forms the thin part of our hyperbolic surface; the complement to it forms the thick part.

By construction, each thin component, $Z(\delta, \eta)$ considered as a hyperbolic surface with boundary, is uniquely determined up to a hyperbolic isometry by the hyperbolic length $\delta = l_{hyp}(\gamma_i)$ of the geodesic representing the waist curve and by the length η of the boundary components.

By assumption, the combinatorial geometry of the thick-thin decomposition stays the same for all τ , which means, in particular, that we have a canonical identification of the connected components of the thick-thin decomposition for all values of τ . This also means, that all cusps of the metric (zeroes and simple poles of the quadratic differential) are located inside the thick part. As usual we assume that the zeroes and simple poles P_1, \dots, P_n are named. We assume that a fixed connected component $Y_{\tau,j}$ of a thick part contains a fixed subcollection of zeroes and simple poles P_{j_1}, \dots, P_{j_k} which does not depend on τ .

Following the considerations in section 6 we consider neighborhoods $\mathcal{O}_j(R)$ of the cusps, corresponding to zeroes and simple poles. Our assumptions on hyperbolic geometry of the surfaces imply that for a reasonably small R chosen simultaneously for all τ , these neighborhoods are entirely located in the thick part.

Denote by $\chi(Y_{\tau,j}(\eta))$ the Euler characteristic of the surface with boundary $Y_{\tau,j}(\eta)$ and by $b(Y_{\tau,j}(\eta))$ the number of boundary components of $Y_{\tau,j}(\eta)$.

Starting with the estimates on page 17 of [W3], it is possible to show that the hyperbolic area is distributed between the connected components $Y_{\tau,j}$ of $C_\tau - \Gamma$ in almost the same way as it is distributed between the irreducible components of the

stable Riemann surface S_∞ , namely,

$$(7.6) \quad (\text{hyperbolic area of } Y_{\tau,j}) = -2\pi\chi(Y_{\tau,j}) + O(\sqrt{\delta_\tau}),$$

where we $Y_{\tau,j}$ has boundary components corresponding to cuts over short curves γ_i from Γ and has punctures at all zeroes and poles of q_τ .

The hyperbolic area of $Y_{\tau,j}(\eta)$ is equal to the hyperbolic area of $Y_{\tau,j}$ minus a correctional term corresponding to cutting out the thin part. It is a standard fact from hyperbolic geometry that the area of the hyperbolic cylinder $Z(\delta, \eta)$ with the waist curve of length δ and the boundary of length η satisfies

$$(\text{hyperbolic area of } Z(\delta, \eta)) = 2\eta + O\left(\frac{\delta^2}{\eta}\right).$$

(The corresponding calculation will be reproduced in formula (7.12).)

Combining this observation with the estimate (7.6) we obtain the following expression for the hyperbolic area of $Y_{\tau,j}(\eta)$ in terms of the maximal hyperbolic length of a short curve δ_τ defined in (7.2):

(7.7)

$$(\text{hyperbolic area of } Y_\tau(\eta)) = -2\pi\chi(Y_\tau(\eta)) - b(Y_\tau) \cdot \eta + c_{thick}(\eta, Y_{\tau,j}),$$

where $c_{thick}(\eta, Y_{\tau,j})$ is bounded by $O(\sqrt{\delta_\tau})$ as $\tau \rightarrow \infty$.

Note that by assumption, the integer numbers $\chi(Y_\tau(\eta))$ and $b(Y_\tau)$ in the above expression do not depend on τ . Denote by $C_{\infty,j}$ the corresponding desingularized component of the stable Riemann surface C_∞ . Then

$$\begin{aligned} b(Y_\tau) &= b_j := \text{number of nodes on } C_{\infty,j} \\ \chi(Y_\tau(\eta)) &= \chi_j := \chi(C_{\infty,j}) - \text{number of nodes on } C_{\infty,j} - \\ &\quad - \text{number of singularities of } q_\infty \text{ located on } C_{\infty,j} \end{aligned}$$

For each node of the (desingularized) component $C_{\infty,j}$ of the stable Riemann surface C_∞ consider a hyperbolic horocycle around it of length η . By $C_{\infty,j}(\eta)$ we denote the component $C_{\infty,j}$ with removed nodes, where we cut out the node by the corresponding horocycle. By construction, for any choice of $\eta \ll L$ and for every j , the hyperbolic surfaces with boundary $Y_{\tau,j}(\eta)$ tend to $C_{\infty,j}(\eta)$ as τ tends to infinity.

Let k be the number of irreducible components of C_∞ . Denote by $I_{thick}(\eta, S_\infty, S_0)$ the following well-defined relative integral

$$(7.8) \quad I_{thick}(\eta, S_\infty, S_0) := \left\langle \sum_{j=1}^k \int_{C_{\infty,j}(\eta)} \phi(\tilde{q}_{\infty,j}) dg_{hyp} - \int_{S_0} \phi_0 dg_{hyp} \right\rangle$$

(the relative integral was defined by the relation (3.22) in section 3.9).

Lemma 7.1. *For any given $\eta \ll L$ one has*

$$(7.9) \quad \lim_{\tau \rightarrow \infty} \left(\left\langle \int_{S_\tau^{thick}(\eta)} \phi dg_{hyp} - \int_{S_0} \phi_0 dg_{hyp} \right\rangle - \sum_{j=1}^k \left(-\pi\chi_j - \frac{b_j}{2}\eta + \frac{1}{2}c_{thick}(\eta, Y_{\tau,j}) \right) \cdot \log \lambda(Y_{\tau,j}) \right) = I_{thick}(\eta, S_\infty, S_0).$$

Here $c_{thick}(\eta, Y_{\tau,j})$ is bounded by $O(\sqrt{\delta_\tau})$ as $\tau \rightarrow \infty$.

Proof. Denote by λ_j the size $\lambda_j(Y_{\tau,j})$ of the thick component number j of S_τ (the size of a thick component in the sense of K. Rafi was introduced in Definition 4 in section 4.1). Recall that by definition $\tilde{q}_{\tau,j} := \lambda_j^{-1} q_\tau$.

Recall that we represent the conformal factor relating the flat and hyperbolic metrics as $g_{flat}(q_\tau) = \exp(2\phi(q_\tau))g_{hyp}$. Note that multiplying q_τ by a constant factor λ we do not change the hyperbolic metric, $g_{hyp}(kq_\tau) = g_{hyp}(q_\tau)$. Thus,

$$\phi(\lambda q_\tau) = \phi(q_\tau) + \frac{1}{2} \log \lambda.$$

Hence, using relation (7.7) for the area of a thick component, we get

$$\begin{aligned} \left\langle \int_{S_\tau^{thick}(\eta)} \phi dg_{hyp} - \int_{S_0} \phi_0 dg_{hyp} \right\rangle &= \\ &= \left\langle \sum_{j=1}^k \int_{Y_{\tau,j}(\eta)} \left(\frac{1}{2} \log \lambda_j + \phi(\tilde{q}_{\tau,j}) \right) dg_{hyp} - \int_{S_0} \phi_0 dg_{hyp} \right\rangle = \\ &= \left\langle \sum_{j=1}^k \int_{Y_{\tau,j}(\eta)} \phi(\tilde{q}_{\tau,j}) dg_{hyp} - \int_{S_0} \phi_0 dg_{hyp} \right\rangle + \\ &\quad + \sum_{j=1}^k \left(-\pi \chi_j - \frac{b_j}{2} \eta + \frac{1}{2} c_{thick}(\eta, Y_{\tau,j}) \right) \log \lambda_j. \end{aligned}$$

Note that holomorphic functions converge uniformly on compact sets. Thus, Theorem 10 implies that when τ tends to infinity the latter relative integral tends to the value $I_{thick}(\eta, S_\infty, S_0)$ defined in relation (7.8),

$$\lim_{\tau \rightarrow \infty} \left\langle \sum_{j=1}^k \int_{Y_{\tau,j}(\eta)} \phi(\tilde{q}_{\tau,j}) dg_{hyp} - \int_{S_0} \phi_0 dg_{hyp} \right\rangle = I_{thick}(\eta, S_\infty, S_0).$$

□

Recall that in a neighborhood of a zero (or of a simple pole) P_i of a meromorphic quadratic differential q_τ one can choose a local coordinate w such that $q_\tau = w^{d_i}(dw)^2$ and $w(0) = 0$. The coordinate w is canonically defined up to a multiplication by a root of unity.

Lemma 7.2. *Suppose that the singularity P_i belongs to the thick component $Y_{\tau,j}$. The limit below exists and satisfies the following relation:*

$$(7.10) \quad \lim_{\tau \rightarrow \infty} \left(\log \frac{dw}{d\zeta}(S_\tau, P_i) - \frac{1}{d_i + 2} \cdot \log \lambda(Y_{\tau,j}) \right) = \log \frac{dw}{d\zeta}(\tilde{Y}_{\infty,k}, P_i)$$

Proof. The proof is analogous to the proof of Lemma 7.1. By the Cauchy lemma on convergence of derivatives of converging holomorphic functions, we have

$$\lim_{\tau \rightarrow \infty} \frac{dw}{d\zeta}(\tilde{Y}_{\tau,j}, P_i) = \frac{dw}{d\zeta}(\tilde{Y}_{\infty,j}, P_i).$$

It remains to use a trivial observation that rescaling q_τ by a constant factor λ_j we rescale the canonical coordinate w in a neighborhood of P_j by a factor $\lambda_j^{\frac{1}{d_j+2}}$. □

7.3. Estimate for the thin part. Now we change the setting: the remaining two lemmas establish estimates of the integral (7.1) over the thin part of S_τ . We start with the case when a connected component of the (η, δ) -thin part is represented by a flat cylinder.

Consider the corresponding maximal embedded flat cylinder. Denote by h its length and by w its width (waist curve). Note that since $\text{area}(S_\omega) = 1$, we have $h \cdot w \leq 1$.

Consider the hyperbolic metric $g_{hyp}(S_\tau)$ restricted to our cylinder. There is a short closed geodesic $\gamma \in \Gamma$ in the homotopy class of the waist curve of the cylinder. By the Modulus Lemma of S. Wolpert, formulated in section 7.1 the geodesic γ has hyperbolic length $l_{hyp}(\gamma) \approx \pi \frac{w}{h} \leq \delta_\tau \leq \delta$. Thus, the modulus M of the cylinder, $M = \frac{h}{w}$, is necessarily large. Moreover, since δ_τ tends to zero as τ tends to infinity, M tends to infinity.

Recall that we consider curves equidistant from γ and choose two of them (one on each side) which have hyperbolic length η , see Figure 11. They cut out a topological cylinder $X_t(\eta)$.

Lemma 7.3. *For each component of the thin part represented by the flat cylinder $X_{\tau,r}$ there exist a function $c_{cyl}(\eta, X_{\tau,r})$ such that*

$$\int_{X_\tau(\eta)} \phi dg_{hyp} = 2\eta \cdot \log w \cdot (1 + c_{cyl}(\eta, S_\tau)),$$

where for any fixed η the function $c_{cyl}(\eta, X_{\tau,r})$ tends to zero as τ tends to infinity.

Proof. Choose coordinates in which our flat cylinder is represented by a rectangle $0 \leq x \leq w$; $-h/2 \leq y \leq h/2$, see Figure 11. Horizontal segments $y = \text{const}$ inside the rectangle represent closed flat geodesics.

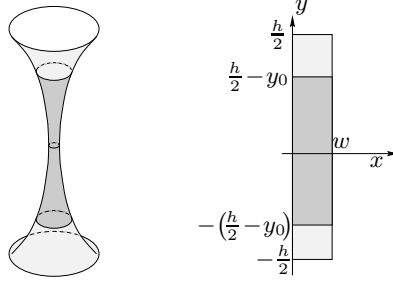


FIGURE 11. Flat versus hyperbolic representation of a cylinder

Consider the following “canonical” hyperbolic metric represented in our coordinates as follows:

$$(7.11) \quad g_{hyp} = \frac{1}{\cos^2\left(\frac{\pi}{h}y\right)} \left(\frac{\pi}{h}\right)^2 (dx^2 + dy^2) .$$

We first perform calculations for this canonical hyperbolic metric, and then consider the general case.

In this canonical hyperbolic metric the hyperbolic geodesic γ representing a waist curve of the cylinder (the circle $y = 0$) has length $l_{hyp}(\gamma) = \pi \frac{w}{h}$. We assume that the modulus of the cylinder is very large, so $l_{hyp}(\gamma) \ll 1$.

Cut the flat cylinder at the vertical levels $\frac{h}{2} - y_0$ and $-(\frac{h}{2} - y_0)$, where parameter $y_0(\eta)$ is chosen in such way, that the hyperbolic length of the boundary curves would equal to η . As usual, we assume that $l_{hyp}(\gamma) \ll \eta \ll 1$. It is easy to see that

$$\sin\left(\frac{\pi y_0}{h}\right) = \frac{\pi w}{\eta h} = \frac{l_{hyp}(\gamma)}{\eta} \ll 1,$$

so

$$y_0 = \frac{h}{\pi} \arcsin \frac{\pi w}{\eta h} \approx \frac{w}{\eta}.$$

The hyperbolic area of the resulting smaller cylinder $X(\eta)$ is close to 2η :

$$\begin{aligned} (7.12) \quad \text{Area}_{hyp}(X(\eta)) &= \int_{-(h/2-y_0)}^{h/2-y_0} \int_0^w \frac{1}{\cos^2\left(\frac{\pi}{h}y\right)} \left(\frac{\pi}{h}\right)^2 dx dy = \\ &= \frac{2\pi w}{h} \cot\left(\frac{\pi y_0}{h}\right) = \frac{2\pi w}{h} \cdot \frac{\cos\left(\frac{\pi y_0}{h}\right)}{\frac{\pi w}{\eta h}} = 2\eta \cos\left(\frac{\pi y_0}{h}\right) \approx \\ &\approx 2\eta \left(1 - \frac{1}{2} \cdot \left(\frac{\pi w}{\eta h}\right)^2\right) = 2\eta - \frac{l_{hyp}^2(\gamma)}{\eta}, \end{aligned}$$

where we neglected higher order terms.

Clearly, the conformal factor ϕ has the form

$$\phi = \log \cos\left(\frac{\pi}{h}y\right) - \log \frac{\pi}{h}.$$

The integral of the constant term is proportional to the area:

$$(7.13) \quad \int_{X(\eta)} \log \frac{\pi}{h} dg_{hyp} = \log \frac{\pi}{h} \cdot \text{Area}_{hyp}(X(\eta)).$$

Using the formula:

$$\int \frac{\log \cos t}{\cos^2 t} dt = -t + \tan t + \log(\cos t) \cdot \tan t + \text{const}$$

we evaluate the integral of the first term:

$$\begin{aligned} (7.14) \quad \int_{X(\eta)} \log \cos\left(\frac{\pi}{h}y\right) dg_{hyp} &= \\ &= \frac{2\pi w}{h} \left(-\left(\frac{\pi}{2} - \frac{\pi y_0}{h}\right) + \cot\left(\frac{\pi y_0}{h}\right) \cdot \left(1 + \log \sin\left(\frac{\pi y_0}{h}\right)\right) \right) = \\ &= -\frac{2\pi w}{h} \left(\frac{\pi}{2} - \frac{\pi y_0}{h}\right) + \left(\frac{2\pi w}{h} \cot\left(\frac{\pi y_0}{h}\right)\right) \cdot \left(1 + \log\left(\frac{\pi w}{\eta h}\right)\right) = \\ &= -2l_{hyp}(\gamma) \left(\frac{\pi}{2} - \frac{\pi y_0}{h}\right) + \text{Area}_{hyp}(X(\eta)) \cdot \left(1 + \log\left(\frac{\pi}{h}\right) + \log\left(\frac{w}{\eta}\right)\right) \end{aligned}$$

Taking the difference of (7.14) and (7.13) we obtain

$$\begin{aligned}
 (7.15) \quad \int_{X(\eta)} \phi dg_{hyp} &= \\
 &= \text{Area}_{hyp}(X(\eta)) - 2l_{hyp}(\gamma) \left(\frac{\pi}{2} - \frac{\pi y_0}{h} \right) + \text{Area}_{hyp}(X(\eta)) \cdot \log \left(\frac{w}{\eta} \right) \approx \\
 &\approx \left(2\eta - \frac{l_{hyp}^2(\gamma)}{\eta} \right) \cdot \left(1 + \log \frac{w}{\eta} \right) = \\
 &= 2\eta \log w \cdot \left(1 - \frac{l_{hyp}^2(\gamma)}{2\eta^2} \right) \cdot \left(1 + \frac{1 - \log \eta}{\log w} \right)
 \end{aligned}$$

where we neglected additive terms close to zero. Note that $wh \leq 1$, which implies that $w^2 \leq \frac{w}{h}$, so $|\log w| > |\log l_{hyp}(\gamma)|/2$, and the fraction in the very last term is really small.

Note that the value of ϕ on the boundary circle equals

$$\begin{aligned}
 (7.16) \quad \phi|_{\partial X(\eta)} &= \log \cos \left(\frac{\pi}{h} \left(\frac{h}{2} - y_0 \right) \right) - \log \frac{\pi}{h} = \log \sin \left(\frac{\pi y_0}{h} \right) - \log \frac{\pi}{h} = \\
 &= \log \left(\frac{\pi w}{\eta h} \right) - \log \frac{\pi}{h} = \log \left(\frac{w}{\eta} \right)
 \end{aligned}$$

Thus, the first equality in (7.15) can be read as follows:

$$\int_{X(\eta)} \phi dg_{hyp} = \text{Area}_{hyp}(X(\eta)) \cdot \phi|_{\partial X(\eta)} + \text{Area}_{hyp}(X(\eta)) + O(l_{hyp}(\gamma)).$$

In other words, up to an additive correction of the order $\text{Area}_{hyp}(X(\eta))$ the integral behaves as if “all the mass” would be concentrated on the boundary (which matches the fact that almost all hyperbolic area of $X(\eta)$ is concentrated very close to the boundary).

Now let us pass to the general case. By $X(\delta, \eta)$ we denote the “canonical” hyperbolic cylinder (as in Figure 11 and in equation (7.11)) with the waist curve of hyperbolic length δ and with the boundaries of hyperbolic lengths η . By $X_{\tau, r}(\eta)$ we denote a hyperbolic cylinder representing a component of a thin part of the hyperbolic surface S_τ .

A pair of hyperbolic cylinders with the waist curves of hyperbolic length δ and with the boundaries of hyperbolic lengths η are isometric. A pair of flat cylinders having waist curves of flat length w and heights h are also isometric. However, the way in which the hyperbolic cylinder is identified with the flat cylinder depends, of course, on the surface S_τ . We chose to isometrically identify hyperbolic cylinder $X_{\tau, r}(\eta)$ making part of the surface S_τ with the abstract “canonical” hyperbolic cylinder $X(\delta_{\tau, r}, \eta)$. The “canonical” hyperbolic cylinder is endowed with the “canonical” identification with the flat cylinder by coordinate representation (7.11). We compare conformal factors ϕ_τ relating the hyperbolic metric on $X_{\tau, r}$ and the flat metric on X_τ , restricted to such a cylinder, with the “canonical” conformal factor ϕ relating the “canonical” flat and the “canonical” hyperbolic metric as above.

By construction, for surfaces S_τ in our sequence, the lengths of the short hyperbolic geodesic on each component of the thin part tend to zero as τ tends to infinity. In the other words, $\delta_\tau = \max l_{hyp}(\gamma) \rightarrow 0$. According to results of Bers [Be] and

Masur ([M2], section 6) this implies that the conformal factor ϕ_τ restricted to the cylinder $X(\delta_{\tau,r}, \eta)$ is uniformly bounded away from the canonical conformal factor ϕ , that is the maximum of the difference $|\phi_\tau - \phi|$ over the cylinder is bounded by a constant, which for sufficiently small δ_τ depends only on topology of the surface. By further results of Wolpert [W2] the difference $(\phi_\tau - \phi)$ uniformly converges to zero. Thus, integrating the difference over the cylinder we get the area of the hyperbolic cylinder, which is of the order 2η , times a coefficient which tends to zero as δ_τ tends to zero.

Lemma 7.3 is proved. \square

Now, let $X(\eta)$ be a connected component of a thin part representing an expanding flat annulus. Using once more the results of Bers [Be] and Masur ([M2], section 6), or the results of Wolpert [W2], we can pretend that we have a canonical flat annulus with interior radius R_1 and exterior radius R_2 .

Lemma 7.4. *For each component of the thin part represented by an expanding annulus $A_{\tau,s}$ there exist a function $c_{ann}(\eta, A_{\tau,s})$ such that*

$$\int_{A_{\tau,s}(\eta)} \phi dg_{hyp} = 2\eta \cdot (1 + c_{ann}(\eta, S_\tau)) \cdot \log \sqrt{R_1 R_2},$$

where for any fixed η the function $c_{ann}(\eta, A_{\tau,s})$ tends to zero as τ tends to infinity.

Proof. The modulus of a flat annulus is equal to $\frac{1}{2\pi} \log \frac{R_2}{R_1}$. The canonical hyperbolic metric in the annulus is given in polar coordinates as

$$\frac{1}{\cos^2 \left(\frac{1}{k} \log \frac{r}{r_0} \right)} \frac{1}{k^2 r^2} r dr d\theta$$

where

$$r_0 = \sqrt{R_1 R_2} \quad z = x + iy = r \exp(i\theta) \quad k = \frac{1}{\pi} \log \frac{R_2}{R_1},$$

so the conformal factor ϕ has the form

$$\phi = \log \cos \left(\frac{1}{k} \log \frac{r}{r_0} \right) + \log k + \log r.$$

Note that the closed hyperbolic geodesic γ is represented by a circle of radius r_0 ; it has hyperbolic length

$$l_{hyp}(\gamma) = \frac{2\pi}{k} = \frac{2\pi^2}{\log \frac{R_2}{R_1}}.$$

In order to obtain $A(\eta)$ we cut our annulus at the circles of hyperbolic length η . In flat coordinates they have radii δR_2 and $\delta^{-1} R_1$, where $\delta \approx \exp \left(-\frac{2\pi}{\eta} \right)$. Thus,

$$\begin{aligned} \int_{X(\eta)} \phi dg_{hyp} &= \int_0^{2\pi} d\theta \int_{R_1/\delta}^{\delta R_2} \frac{\log \cos \left(\frac{1}{k} \log \frac{r}{r_0} \right) + \log k + \log r}{\cos^2 \left(\frac{1}{k} \log \frac{r}{r_0} \right) k^2 r^2} r dr = \\ &= \frac{2\pi}{k^2} \int_{R_1/\delta}^{\delta R_2} \frac{\log \cos \left(\frac{1}{k} \log \frac{r}{r_0} \right) + \log k + \log r}{\cos^2 \left(\frac{1}{k} \log \frac{r}{r_0} \right)} \frac{dr}{r} \end{aligned}$$

Let

$$s := \frac{1}{k} \log \frac{r}{r_0} \quad \varepsilon := \frac{2\pi^2}{\eta \log \frac{R_2}{R_1}} = \frac{2\pi}{k\eta} = \frac{l_{hyp}(\gamma)}{\eta}.$$

After a substitution the latter integral can be rewritten as the following one

$$\begin{aligned} \frac{2\pi}{k} \int_{-\frac{\pi}{2}+\varepsilon}^{\frac{\pi}{2}-\varepsilon} \frac{\log \cos s + ks + \log(r_0 k)}{\cos^2 s} ds &= \\ &= \frac{4\pi}{k} \left((-s + \tan s + \log \cos s \cdot \tan s) + \log(r_0 k) \tan s \right) \Big|_{s=0}^{s=\frac{\pi}{2}-\varepsilon} \approx \\ &\approx \frac{4\pi}{k\varepsilon} (1 + \log \varepsilon + \log(r_0 k)) = 2\eta \left(1 + \log \frac{2\pi}{\eta} + \log \sqrt{R_1 R_2} \right) \end{aligned}$$

Applying the arguments similar to those in Lemma 7.3 and using the results of S. Wolpert we complete the proof of Lemma 7.4 \square

Collecting together estimates obtained in Lemmas 7.6–7.4 we get the statement of Proposition 7.1.

7.4. Estimate for the compact part. We can consider the moduli space $\mathcal{M}_{g,n}$ of Riemann surfaces of genus g with n marked points as the space of hyperbolic metrics of constant curvature -1 with exactly n cusps. A stratum $\mathcal{H}(m_1, \dots, m_n)$ of Abelian differentials or a stratum $\mathcal{Q}(d_1, \dots, d_n)$ of meromorphic quadratic differentials with at most simple poles is endowed with a natural projection to $\mathcal{M}_{g,n}$.

Lemma 7.5. *Consider a compact subset K_L in $\mathcal{M}_{g,n}$ of surfaces, which do not have closed hyperbolic geodesics of length strictly less than L . Consider the preimage \mathcal{K}_L of this set in the corresponding stratum $\mathcal{H}_1(m_1, \dots, m_n)$ of Abelian differentials or in the stratum $\mathcal{Q}_1(d_1, \dots, d_n)$ of meromorphic quadratic differentials with at most simple poles and with exactly n singularities.*

The length $\ell_{flat}(S)$ of the shortest saddle connection for any surface S in \mathcal{K}_L is bounded away from zero,

$$\ell_{flat}(S) \geq \varepsilon(L) > 0 \quad \forall S \in \mathcal{K}_L.$$

Proof. If the statement would be false, we would be able to find a sequence S_τ of flat surfaces in \mathcal{K}_L each containing an embedded cylinder or an embedded flat annulus of the modulus M , which would tend to infinity as τ tends to infinity (see an example in Figure 9). Since the hyperbolic length of the geodesic representative of the waist curve of such a cylinder or annulus is of the order $2\pi/M$. Thus, such cylinder or flat annulus would eventually contain an arbitrary short hyperbolic geodesic, which contradicts the definition of \mathcal{K}_L . \square

As a direct corollary we get the following Lemma:

Lemma 7.6. *For any $L > 0$ the function $E(S, S_0)$ is bounded on \mathcal{K}_L by a constant $c(g, n, L)$, which depends only on a genus of S , on a number of conical singularities of the flat metric on S , and on the bound L :*

$$|E(S, S_0)| \leq c(g, n, L) \quad \forall S \in \mathcal{K}_L.$$

Proof. The function $E(S, S_0)$ considered as a function of S is well-defined for any $S \in \mathcal{K}_L$ and continuous in S . \square

7.5. Uniform bound. We apply now Corollary 8 to establish in Lemma 7.7 an upper bound for $|E(S, S_0)|$ for S outside of sufficiently large compact subset. This upper bound is linear in $|\log \ell_{\text{flat}}(S)|$ with a factor which does not depend on S anymore. Combining Lemma 7.7 with Lemma 7.6 we get the statement of Theorem 7.

Lemma 7.7. *For any stratum $\mathcal{Q}(d_1, \dots, d_n)$ of meromorphic quadratic differentials with at most simple poles (the case of global squares of holomorphic 1-forms is not excluded), for any $S_0 \in \mathcal{Q}(d_1, \dots, d_n)$ and for any $\eta > 0$, there exists $L > 0$ such that for all surfaces S in the complement to the compact subset $\mathcal{K}_L \subset \mathcal{Q}(d_1, \dots, d_n)$ one has*

$$|E(S, S_0)| \leq \left(2g - 2 + n + \sum_{i=1}^n \frac{2}{d_i + 2} + \eta \right) \pi \cdot |\log \ell_{\text{flat}}(S)|$$

Proof. Suppose that the statement of the Lemma is false. Then, there exists a stratum of meromorphic quadratic differentials $\mathcal{Q}(d_1, \dots, d_n)$ with at most simple poles (the case of a stratum of global squares of holomorphic 1-forms is not excluded), some strictly positive value of the parameter η , and a sequence of flat surfaces S_τ in this stratum having the following two properties. The sequence S_τ leaves eventually every compact subset of the form \mathcal{K}_L and for any τ satisfies the inequality:

$$(7.17) \quad \frac{|E(S_\tau, S_0)|}{|\log \ell_{\text{flat}}(S)|} > \left(2g - 2 + n + \sum_{i=1}^n \frac{2}{d_i + 2} + \eta \right) \pi.$$

Since the surfaces S_τ from the sequence eventually get out any compact subset of the form \mathcal{K}_L , the length δ_τ of the shortest hyperbolic geodesic for the canonical hyperbolic metric with cusps associated to S_τ tends to zero.

We get an alternative. Either for all τ the lengths of all hyperbolic geodesic but one on a surface S_τ are bounded from below by some strictly positive constant L , or there is a subsequence of surfaces for which the lengths of at least two distinct hyperbolic geodesics tend to zero. In the latter case we pass from the initial sequence S_τ to the corresponding subsequence denoting it by the same symbol S_τ .

Note that a hyperbolic surface corresponding to any given stratum cannot have more than $3g - 3 + n$ short hyperbolic geodesics. Hence applying if necessary the procedure of passing to a subsequence several times we may assume that the surfaces in the sequence S_τ have the following property. They have exactly p hyperbolic geodesics $\gamma_{\tau,1}, \dots, \gamma_{\tau,p}$ for which the hyperbolic lengths tend to zero

$$\max_{1 \leq j \leq p} l_{\text{hyp}}(\gamma_{\tau,j}) =: \delta_\tau \rightarrow 0 \text{ as } \tau \rightarrow \infty,$$

while the hyperbolic lengths of all other hyperbolic geodesics are bounded away from zero by certain strictly positive constant L .

Note that there is only finite number of topological types of thick-thin decomposition for surface in any given stratum. Thus, passing, if necessary, to a new subsequence we may assume that the topology and the combinatorics of the thick-thin decomposition is fixed, in particular, the groups of named zeroes P_{i_1}, \dots, P_{i_j} stay in the same thick components $Y_{\tau,j}$.

Passing, if necessary, to a further subsequence we can assume that the underlying Riemann surfaces C_τ tend to a fixed stable Riemann surface C_∞ . Applying recursively Theorem 10 and passing to subsequences component by component, we get a sequence of flat surfaces S_τ in our stratum satisfying all assumptions of

Proposition 7.1 and relation (7.17). This contradicts Corollary 8. Thus, our assumption on existence of the initial sequence of surfaces satisfying (7.17) leads to a contradiction.

Lemma 7.7 is proved. \square

Proof of Theorem 7. Given a stratum $\mathcal{Q}(d_1, \dots, d_n)$, a surface S_0 in this stratum, and a strictly positive η , choose L as in Lemma 7.7, and choose $C(S_0, \eta) := c(g, n, L)$ with $c(g, n, L)$ as in Lemma 7.6. For $S \in \mathcal{K}_L$ the desired estimate now follows from Lemma 7.6. For S outside of \mathcal{K}_L the desired estimate follows from Lemma 7.7.

Theorem 7 is proved. \square

8. DETERMINANT OF LAPLACIAN NEAR THE BOUNDARY OF THE MODULI SPACE

8.1. Determinant of hyperbolic Laplacian near the boundary of the moduli space. The proof of Theorem 8 is based on the following result of R. Lundelius, see [Lu], Theorem 1.2. This result generalizes an analogous statement proved by S. Wolpert in [W1] for surfaces without cusps.

Theorem (R. Lundelius). *Let C_τ be a family of hyperbolic surfaces of finite volume which tend to a stable Riemann surface C_∞ as $\tau \rightarrow \infty$. The surfaces are allowed to have cusps, but do not have boundary. Let C_0 be a “standard” hyperbolic surface of the same topological type as each C_τ . Then*

$$(8.1) \quad -\log |\det \Delta_{g_{hyp}}(C_\tau, C_0)| = \sum_k \frac{\pi^2}{3l_{\tau,k}} + O(-\log \ell_{hyp}(C_\tau)) + O(1)$$

as $\tau \rightarrow \infty$. Here $l_{\tau,k}$ are the lengths of the pinching hyperbolic geodesics, and $\ell_{hyp}(C_\tau)$ is the length of the shortest hyperbolic geodesic on C_τ .

Remark 8.1. The definition of relative determinant of the Laplacian in the hyperbolic metric used in [Lu] differs from ours. However, it was shown to be equivalent by J. Jorgenson and R. Lundelius in [JL].

Remark 8.2. Note that the original formula of R. Lundelius contains a misprint: the coefficient in the denominator of the leading term in Theorem 1.2 of [Lu] is erroneously indicated as “6” compared to “3” in formula (8.1) above. The missing factor 2 is lost in the computation in section 3.3 “Analysis of the cylinder” of [Lu]. The author considers there a flat cylinder obtained by identifying the vertical sides of the narrow rectangle $[0, l) \times (2l, \pi - 2l)$, where $0 < l \ll 1$, in the standard coordinate plane and describes the eigenfunctions of the Laplacian on this flat cylinder with Dirichlet conditions as

$$\sin\left(\frac{2\pi nu}{l}\right) \sin\left(\frac{2\pi mv}{a}\right) \quad \text{and} \quad \cos\left(\frac{2\pi nu}{l}\right) \sin\left(\frac{2\pi mv}{a}\right)$$

while they should be written as

$$\sin\left(\frac{2\pi nu}{l}\right) \sin\left(\frac{\pi mv}{a}\right) \quad \text{and} \quad \cos\left(\frac{2\pi nu}{l}\right) \sin\left(\frac{\pi mv}{a}\right)$$

with $n \in \mathbb{N}$ and $m \in \mathbb{N} \cup \{0\}$ (page 232 of [Lu]). The rest of the computation works, basically, in the same way as in [Lu] except that the resulting asymptotics for the determinant of Laplacian on this flat cylinder is get multiplied by the factor 2 producing:

$$-\log |\det \Delta_{flat}| \sim \frac{\pi^2}{3l} + O(\log l).$$

(The original paper has “6” in the denominator of the fraction above.)

8.2. Proof of Theorem 8. It would be convenient to rewrite the statement of the above Theorem replacing the hyperbolic length of a waist curve of a cylinder by the modulus of the cylinder. We use the Modulus Lemma of S. Wolpert presented in section 7.1. We start with the following preparatory Lemma.

Lemma 8.1. *Consider a stratum $\mathcal{Q}(d_1, \dots, d_n)$ of meromorphic quadratic differentials with at most simple poles (the case of global squares of 1-forms is not excluded). Let $\ell_{\text{flat}}(S)$ be the length of a shortest saddle connection on a flat surface S ; let $\ell_{\text{hyp}}(S)$ be the length of the shortest geodesic in the canonical hyperbolic metric with cusps in the conformal class of S .*

The following estimate is valid for any flat surface S of unit area in the stratum:

$$|\log \ell_{\text{hyp}}(S)| = O(|\log \ell_{\text{flat}}(S)|)$$

where

$$|O(\log \ell_{\text{flat}}(S))| \leq 2|\log \ell_{\text{flat}}(S)| + C(g, n)$$

with $C(g, n)$ depending only on a genus of S and on the number n of zeroes and simple poles of the quadratic differential.

Proof. Suppose that $\ell_{\text{hyp}}(S)$ is sufficiently small so that we can apply the Modulus Lemma of S. Wolpert presented in section 7.1. We start with the case when the shortest hyperbolic geodesic represents a flat cylinder. Denote by w the length of the waist curve (perimeter) of such cylinder and by h the height (flat distance between boundary components) of such maximal embedded flat cylinder. Note that since S has unit area, we get $h \cdot w \leq 1$, which implies that $\log h \leq -\log w$. The modulus M of such cylinder is equal to $\frac{h}{w}$. Thus, combining the Lemma of Wolpert with the latter estimate we get

$$-\log \ell_{\text{hyp}}(S) \approx -\log \pi + \log M < -\log w + \log h \leq -2\log w$$

Note, that both $\log \ell_{\text{hyp}}(S)$ and $\log w$ are negative. We have already seen in relation (7.4) that $|\log w| \leq |\log \ell_{\text{flat}}(S)|$. Thus, in the case, when a short hyperbolic geodesic represents a flat cylinder for all surfaces outside of a certain compact part of the stratum one gets

$$|\log \ell_{\text{hyp}}(S)| \leq 2|\log \ell_{\text{flat}}(S)|.$$

Now suppose that the shortest hyperbolic geodesic represents an embedded flat annulus. Denote by R_1 and R_2 the interior and exterior radii of this annulus correspondingly. The modulus of a flat annulus is equal to

$$M = \frac{1}{2\pi} \log \frac{R_2}{R_1},$$

and, hence, by the Lemma of Wolpert, the length of the corresponding hyperbolic geodesic satisfies

$$-\log \ell_{\text{hyp}}(\gamma) = \log \log \frac{R_2}{R_1} - \log(2\pi^2).$$

Thus, for any strictly positive ε and for S outside of a certain compact part of the stratum, the length of a hyperbolic geodesic of this type satisfies

$$|\log \ell_{\text{hyp}}(\gamma)| \leq \varepsilon |\log \ell_{\text{flat}}|,$$

It remains to note that there are only finitely many strata corresponding to any given g and n . This completes the proof of the Lemma. \square

Now we are ready to reformulate the statement of the Theorem of Lundelius in the form which would be more convenient for us:

Lemma 8.2. *In the setting of Proposition 7.1, one has*

$$(8.2) \quad -\log \det \Delta_{g_{hyp}}(S_\tau, S_0) = \frac{\pi}{3} \sum_{\substack{\text{thin components} \\ \text{represented by flat} \\ \text{cylinders } X_{\tau,r}}} \frac{h_{\tau,r}}{w_{\tau,r}} + O(|\log \ell_{flat}(S_\tau)|).$$

Proof. Let us adjust the estimate (8.1) in the Theorem of Lundelius. By Lemma 8.1 we can replace $O(-\log \ell_{hyp}(C))$ by $O(|\log \ell_{flat}(S)|)$.

By the Modulus Lemma of Wolpert formulated in section 7.1, we can replace the length $l_{\tau,k}$ of any short hyperbolic geodesic by $\pi/M_{\tau,k}$, where $M_{\tau,k}$ is the modulus of the corresponding flat cylinder or the modulus of the expanding flat annulus.

For flat cylinders we have $M_{\tau,k} = \frac{h_{\tau,r}}{w_{\tau,r}}$ (see the proof of Lemma 8.1). Thus, for hyperbolic geodesics representing flat cylinders we get

$$\frac{\pi^2}{3l_{\tau,k}} \approx \frac{\pi}{3} M_{\tau,k} = \frac{\pi}{3} \cdot \frac{h_{\tau,r}}{w_{\tau,r}}.$$

Now suppose that a short hyperbolic geodesic corresponds to a maximal embedded flat annulus with inner and outer radii $R_{\tau,s}^{in}$ and $R_{\tau,s}^{ex}$. The modulus of such flat annulus is equal to

$$M_{\tau,k} = \frac{1}{2\pi} \log \frac{R_{\tau,s}^{ex}}{R_{\tau,s}^{in}}.$$

We have already seen in relation (7.5) that for large τ we have

$$|\log R_{\tau,s}^{ex}| \leq |\log R_{\tau,s}^{in}| \leq |\log \ell_{flat}(S_\tau)|.$$

Thus, applying the Modulus Lemma of S. Wolpert formulated in section 7.1 we get the following estimate for a short hyperbolic geodesic represented by flat annuli

$$\frac{1}{l(\gamma_{\tau,k})} \approx \frac{1}{\pi} M_{\tau,k} = O(|\log \ell_{flat}(S)|)$$

Lemma 8.2 is proved. \square

Proof of Theorem 8. Given a stratum $\mathcal{H}_1(m_1, \dots, m_n)$ of Abelian differentials or a stratum $\mathcal{Q}_1(d_1, \dots, d_n)$ of meromorphic quadratic differentials with at most simple poles choose $M(g, n)$ large enough to assure that for $M = M(g, n)$ the Modulus Lemma of S. Wolpert formulated in section 7.1 is applicable. Such choice of M guarantees that for any flat surface S the underlying hyperbolic surface with cusps C has at most $3g - 3 + n$ closed hyperbolic geodesics shorter than $2\pi/M$.

Let

$$(8.3) \quad \mathcal{E}_M(S, S_0) := -\log \det \Delta_{g_{hyp}}(S_\tau, S_0) - \frac{\pi}{3} \sum_{\substack{\text{cylinders with} \\ h_r/w_r \geq M}} \frac{h_r}{w_r}.$$

We need to prove that for such M we have

$$\mathcal{E}_M(S, S_0) = O(\log \ell_{flat}(S)).$$

As soon as we prove that, it would be sufficient to apply Theorem 7 and the proof of Theorem 8 would be completed.

The proof of the latter relation mimics the proof of Theorem 7. Analogously to Lemma 7.6 we prove that for any $L > 0$ and any base flat surface S_0 the function $\mathcal{E}_M(S, S_0)$, considered as a function of S , is bounded on any compact subset of the form \mathcal{K}_L of the stratum by a constant, which depends only on the genus g , on the number n of zeroes and simple poles, on the bounds L and M , and on the base flat surface S_0 . From now on we fix S_0 and M .

Now, in an analogy to the proof of Lemma 7.7 we prove that there exist constants k and L , such that for all flat surfaces S of unit area in the complement to the compact subset \mathcal{K}_L in the stratum one has

$$|\mathcal{E}_M(S, S_0)| \leq k \cdot |\log \ell_{flat}(S)|.$$

The latter statement is proved by contradiction. If such constant would not exist, then we would be able to find a sequence of flat surfaces S_τ escaping from any compact set of the stratum and satisfying

$$(8.4) \quad \frac{|\mathcal{E}_{M_\tau}(S_\tau, S_0)|}{|\log \ell_{flat}(S)|} \rightarrow +\infty \text{ as } \tau \rightarrow \infty.$$

Passing to an appropriate subsequence exactly in the same way as it was done in Lemma 7.7, we would obtain a sequence of flat surfaces S_τ satisfying all conditions of Lemma 8.2 and having the property (8.4).

Now let us compare the set Γ_1 of maximal embedded flat cylinders in the surface S_τ satisfying $h/w \geq M$ with the set Γ_2 of flat cylinders representing thin components $X_{\tau,r}$ of S_τ . The set Γ_1 is involved in definition (8.3) of $\mathcal{E}_{M_\tau}(S_\tau, S_0)$, while the set Γ_2 is involved in expression (8.2) from Lemma 8.2.

Clearly, $\Gamma_2 \subseteq \Gamma_1$. The constant M was chosen in such way that the Modulus Lemma of S. Wolpert is applicable to all cylinders from Γ_1 . Thus, the cardinality of the set Γ_1 is bounded as $|\Gamma_1| \leq 3g - 3 + n$.

The cylinders from the complement $\Gamma_1 - \Gamma_2$ do not represent thin components. This means, that the corresponding hyperbolic geodesics are not short. Hence, by the properties of the sequence S_τ their lengths are bounded from below by some constant L . Thus, the moduli of the cylinders in the complement $\Gamma_1 - \Gamma_2$ are bounded from above by approximately $2\pi/L$. Thus, the sum

$$\sum_{\substack{\text{cylinders} \\ \text{in } \Gamma_1 - \Gamma_2}} \frac{h_r}{w_r}.$$

is bounded from above uniformly in τ . Together with assumption (8.4) this contradicts Lemma 8.2.

Theorem 8 is proved. \square

9. CUTOFF NEAR THE BOUNDARY OF THE MODULI SPACE

In this section we prove Theorem 9 establishing relation (3.26) between the integral of $\Delta_{Teich} \log |\det \Delta_{flat}(S, S_0)|$ over a regular invariant suborbifold \mathcal{M}_1 and the Siegel–Veech constant $c_{area}(\mathcal{M}_1)$ corresponding to this suborbifold.

The only property of $\log |\det \Delta_{flat}(S, S_0)|$ which we use in the current section is, basically, reduced to the asymptotic formula (3.25) from Theorem 8. This formula does not distinguish flat surfaces defined by Abelian differentials from flat surfaces defined by meromorphic quadratic differentials with at most simple poles. Thus, in the current section it is irrelevant whether a regular invariant suborbifold

\mathcal{M}_1 belongs to a stratum of Abelian differentials or to a stratum of meromorphic quadratic differentials with at most simple poles.

Recall that the Laplace operator associated to the hyperbolic metric of curvature -4 on Teichmüller discs is defined on the projectivized strata $\mathcal{PH}(m_1, \dots, m_n)$; it acts along the leaves of the corresponding foliation in $\mathcal{PH}(m_1, \dots, m_n)$. The relative determinant of the flat Laplacian $\det \Delta_{\text{flat}}(S, S_0)$ is defined for flat surfaces S of area one in the stratum $\mathcal{H}_1(m_1, \dots, m_n)$. Note, that $\det \Delta_{\text{flat}}(S, S_0)$ is invariant under the action of $\text{SO}(2, \mathbb{R})$. Using the natural identification

$$\mathcal{PH}(m_1, \dots, m_n) \simeq \mathcal{H}_1(m_1, \dots, m_n) / \text{SO}(2, \mathbb{R})$$

we may consider $\det \Delta_{\text{flat}}(S, S_0)$ as a function on $\mathcal{PH}(m_1, \dots, m_n)$.

In practice, it would be convenient to pull back all the functions to the stratum $\mathcal{H}_1(m_1, \dots, m_n)$ and work there. Throughout this section we consider only those functions on $\mathcal{H}_1(m_1, \dots, m_n)$ which are $\text{SO}(2, \mathbb{R})$ -invariant.

9.1. Green's Formula and cutoff near the boundary. We start by recalling Green's Formula adopted to our notations.

Green's Formula. *Suppose that $f_1 : \mathcal{M}_1 \rightarrow \mathbb{R}$ and $f_2 : \mathcal{M}_1 \rightarrow \mathbb{R}$ are continuous, leafwise-smooth along Teichmüller discs, $\text{SO}(2, \mathbb{R})$ -invariant, and at least one of the functions has compact support. Then,*

$$(9.1) \quad \int_{\mathcal{M}_1} f_1(\Delta_{\text{Teich}} f_2) d\nu_1 = - \int_{\mathcal{M}_1} (\nabla_{\text{Teich}} f_1)(\nabla_{\text{Teich}} f_2) d\nu_1 = \int_{\mathcal{M}_1} (\Delta_{\text{Teich}} f_1) f_2 d\nu_1.$$

Let C be a flat cylinder. We denote its modulus by $\text{Mod}(C)$. (Recall that the modulus of a cylinder with closed horizontal curves is its height divided by its width.) We denote the length of the waist curve (i.e. of the closed trajectory) of the cylinder C by $w(C)$. For any point $S \in \mathcal{M}_1$, let $\text{Cyl}_K(S)$ denote the set of cylinders with modulus at least K . We shall always assume that K is large enough, so that condition (1.2) is satisfied. In particular the cardinality of $\text{Cyl}_K(S)$ is at most $3g - 3 + n$. Let

$$\ell_K(S) = \min_{C \in \text{Cyl}_K(S)} w(C).$$

We set $\ell_K(S) = 1000$ if $\text{Cyl}_K(S)$ is empty.

As in Theorem 8, let $\ell_{\text{flat}}(S)$ be the length of the shortest saddle connection in the flat metric on S . Clearly, $\ell_{\text{flat}}(S) \leq \ell_K(S)$.

Lemma 9.1. *For any regular invariant suborbifold \mathcal{M}_1 , we have*

$$(9.2) \quad \nu_1(\{S \in \mathcal{M}_1 \mid \ell_{\text{flat}}(S) < \varepsilon\}) \leq C\varepsilon^2,$$

where C depends only on \mathcal{M}_1 .

In particular, for any $\beta < 2$, $(\ell_{\text{flat}}(\cdot))^{-\beta} \in L^1(\mathcal{M}_1, \nu)$.

Proof. Let $N_s(S, L)$ denote the number of saddle connections on S of length at most L . By the Siegel—Veech formula applied to saddle connections [V2], [EM, Theorem 2.2] we have for all $\varepsilon > 0$,

$$\int_{\mathcal{M}_1} N_s(S, \varepsilon) d\nu_1(S) = c_s(\mathcal{M}_1) \cdot \pi \varepsilon^2.$$

Note that if $\ell_{flat}(S) < \varepsilon$, $N_s(S, \varepsilon) \geq 1$. It follows that

$$\nu_1(\{S \in \mathcal{M}_1 \mid \ell_{flat}(S) < \varepsilon\}) \leq \int_{\mathcal{M}_1} N_s(S, \varepsilon) d\nu_1(S) \leq c_s(\mathcal{M}_1) \cdot \pi \varepsilon^2.$$

□

Let χ_ε be the characteristic function of the set $\{S \in \mathcal{M}_1 \mid \ell_K(S) \geq \varepsilon\}$. Pick a nonnegative $\mathrm{SO}(2, \mathbb{R})$ -invariant smooth function $\eta : \mathrm{SL}(2, \mathbb{R}) \rightarrow \mathbb{R}$ such that $\int_{\mathrm{SL}(2, \mathbb{R})} \eta(g) dg = 1$, and η is supported on the set $\{g \mid 1/2 < \|g\| < 2\}$. Here $\|g\|$ is the operator norm of g , viewed as a 2×2 matrix. Let

$$(9.3) \quad f_\varepsilon(S) := \int_{\mathrm{SL}(2, \mathbb{R})} \eta(g) \chi_\varepsilon(gS) dg,$$

where dg is the Haar measure on $\mathrm{SL}(2, \mathbb{R})$. Note that since the functions η is $\mathrm{SO}(2, \mathbb{R})$ -invariant, $f_\varepsilon : \mathcal{M}_1 \rightarrow \mathbb{R}$ is also $\mathrm{SO}(2, \mathbb{R})$ -invariant and thus quotients to $f_\varepsilon : \mathcal{M}_2 \rightarrow \mathbb{R}$.

Lemma 9.2. *The nonnegative function $f_\varepsilon : \mathcal{M}_1 \rightarrow \mathbb{R}$ has the following properties:*

- (a) $f_\varepsilon(S) = 0$ if $\ell_K(S) \leq \varepsilon/2$.
- (b) $f_\varepsilon(S) = 1$ if $\ell_K(S) \geq 2\varepsilon$.
- (c) f_ε is leafwise-smooth along Teichmüller discs, and $\nabla_{Teich} f_\varepsilon$ and $\Delta_{Teich} f_\varepsilon$ are bounded on \mathcal{M}_1 by a uniform bound independent of ε .

Proof. The properties (a) and (b) are clear from the definition. To see that (c) holds, note that for $h(t) \in \mathrm{SL}(2, \mathbb{R})$ we can rewrite

$$f_\varepsilon(hS) = \int_{\mathrm{SL}(2, \mathbb{R})} \eta(g) \chi_\varepsilon(ghS) dg = \int_{\mathrm{SL}(2, \mathbb{R})} \eta(gh^{-1}(t)) \chi_\varepsilon(gS) dg$$

and (c) follows since η is smooth and has compact support. □

9.2. Restriction to cylinders of large modulus sharing parallel core curves.

Let $\widetilde{Cyl}_K(S) \subseteq Cyl_K(S)$ denote those cylinders, which are parallel to the cylinder whose waist curve is the shortest. If there are two cylinders in $Cyl_K(S)$ with non-parallel waist curves of the same shortest length $\ell_K(S)$ we define $\widetilde{Cyl}_K(S)$ to be empty.

We define

$$\psi^K(S) := \sum_{C \in Cyl_K(S)} (\mathrm{Mod}(C) - K),$$

and

$$\tilde{\psi}^K(S) := \sum_{C \in \widetilde{Cyl}_K(S)} (\mathrm{Mod}(C) - K).$$

By convention, a sum over an empty set is defined to be equal to zero. Thus, both functions ψ and $\tilde{\psi}$ are continuous, piecewise smooth, and $\mathrm{SO}(2, \mathbb{R})$ -invariant on \mathcal{M}_1 .

By assumption, K is large, so the core curves of all the cylinders in $Cyl_K(S)$ are short in the hyperbolic metric, see [W2] or [W3]. Thus, the cylinders in $Cyl_K(S)$ are disjoint, and their number is bounded by $3g - 3 + n$. Since the area of any cylinder is at most 1, it follows that

$$(9.4) \quad \tilde{\psi}^K(S) \leq \psi^K(S) \leq \frac{3g - 3 + n}{(\ell_{flat}(S))^2}.$$

Lemma 9.3. *Let \mathcal{M}_1 be a regular suborbifold, and f_ε be as in (9.3). Then,*

$$\int_{\mathcal{M}_1} \Delta_{Teich} \log \det \Delta_{flat}(S, S_0) d\nu_1 = \frac{\pi}{3} \cdot \lim_{\varepsilon \rightarrow 0} \int_{\mathcal{M}_1} \nabla_{Teich} \tilde{\psi}^K \nabla_{Teich} f_\varepsilon d\nu_1 .$$

Proof. By assumption \mathcal{M}_1 is regular. Let $f := \log \det \Delta_{flat}(S, S_0)$. Note that $f_\varepsilon(S) \rightarrow 1$ as $\varepsilon \rightarrow 0$. Then, by Green's Formula (9.1),

$$(9.5) \quad \int_{\mathcal{M}_1} \Delta_{Teich} f d\nu_1 = \lim_{\varepsilon \rightarrow 0} \int_{\mathcal{M}_1} f_\varepsilon \Delta_{Teich} f d\nu_1 = \lim_{\varepsilon \rightarrow 0} \int_{\mathcal{M}_1} f \Delta_{Teich} f_\varepsilon d\nu_1 .$$

Now, by equation (3.25) from Theorem 8 we have

$$(9.6) \quad f(S) = -\frac{\pi}{3} \cdot \psi^K(S) + O(\log(\ell_{flat}(S))) ,$$

where we use that $K \cdot \text{card}(Cyl_K(S)) \leq (3g - 3 + n)K = O(1)$ is dominated by $O(\log(\ell_{flat}(S)))$.

Note that by Lemma 9.2 the function $\Delta_{Teich} f_\varepsilon$ is bounded and supported on the set

$$(9.7) \quad \mathcal{M}_1^\varepsilon = \{S \mid \varepsilon/2 < \ell_K(S) < 2\varepsilon\} .$$

Since $\ell_{flat}(S) \leq \ell_K(S)$, Lemma 9.1 implies that $\nu_1(\mathcal{M}_1^\varepsilon) = O(\varepsilon^2)$. Also, it follows from Lemma 9.1, that the function $|\log \ell_{flat}|$ is of the class $L^1(\mathcal{M}_1, \nu_1)$. Then, by the dominated convergence theorem, we get:

$$\lim_{\varepsilon \rightarrow 0} \int_{\mathcal{M}_1} |\log \ell_{flat}| \Delta_{Teich} f_\varepsilon = 0 .$$

Therefore,

$$(9.8) \quad \int_{\mathcal{M}_1} \Delta_{Teich} f d\nu_1 = -\frac{\pi}{3} \cdot \lim_{\varepsilon \rightarrow 0} \int_{\mathcal{M}_1} \psi^K \Delta_{Teich} f_\varepsilon d\nu_1 .$$

By (1.2), we have $\frac{1}{\varepsilon^2} \nu_1(\{S \in \mathcal{M}_1^\varepsilon \mid \psi(S) > \tilde{\psi}(S)\}) \rightarrow 0$ as $\varepsilon \rightarrow 0$. By (9.4), we get $\psi(S) = O(\varepsilon^{-2})$ on $\mathcal{M}_1^\varepsilon$. Thus,

$$\begin{aligned} -\frac{\pi}{3} \cdot \lim_{\varepsilon \rightarrow 0} \int_{\mathcal{M}_1} \psi^K \Delta_{Teich} f_\varepsilon d\nu_1 &= -\frac{\pi}{3} \cdot \lim_{\varepsilon \rightarrow 0} \int_{\mathcal{M}_1} \tilde{\psi}^K \Delta_{Teich} f_\varepsilon d\nu_1 = \\ &= \frac{\pi}{3} \cdot \lim_{\varepsilon \rightarrow 0} \int_{\mathcal{M}_1} \nabla_{Teich} \tilde{\psi}^K \nabla_{Teich} f_\varepsilon d\nu_1 . \end{aligned}$$

In the latter equality we apply the Green's formula to f_ε and $\tilde{\psi}^K$. The function $\tilde{\psi}^K$ is continuous on \mathcal{M}_1 and *piecewise* leafwise smooth along Teichmüller discs, which is sufficient. \square

Let $Cyl(S, \varepsilon, \varepsilon/2)$ denote the cylinders on S for which the length of the core curve is between $\varepsilon/2$ and ε .

Lemma 9.4. *Let*

$$\tilde{N}_{area}^K(S, \varepsilon, \varepsilon/2) := \sum_{C \in \widetilde{Cyl}_K(S) \cap Cyl(S, \varepsilon, \varepsilon/2)} \text{Area}(C) .$$

Then,

$$c_{area}(\mathcal{M}_1) = \lim_{\varepsilon \rightarrow 0} \frac{1}{\frac{3}{4}\pi\varepsilon^2} \int_{\mathcal{M}_1} \tilde{N}_{area}^K(S, \varepsilon, \varepsilon/2) d\nu_1(S) .$$

Proof. Write $N_{area}(S, \varepsilon, \varepsilon/2) = N_{area}(S, \varepsilon) - N_{area}(S, \varepsilon/2)$. By Siegel—Veech formula (1.4), for any $\varepsilon > 0$,

$$(9.9) \quad c_{area}(\mathcal{M}_1) = \frac{1}{\frac{3}{4}\pi\varepsilon^2} \int_{\mathcal{M}_1} N_{area}(S, \varepsilon, \varepsilon/2) d\nu_1(S).$$

Let

$$N_{area}^K(S, \varepsilon, \varepsilon/2) := \sum_{C \in Cyl_K(S) \cap Cyl(S, \varepsilon, \varepsilon/2)} \text{Area}(C).$$

By [EM, Theorem 5.1], $\text{card } Cyl(S, \varepsilon, \varepsilon/2) = O(\ell_{flat}(S)^{-\beta})$ for any $1 < \beta < 2$. Suppose C is a cylinder in $Cyl(S, \varepsilon, \varepsilon/2) - Cyl_K(S)$. Then, since $\text{Mod}(C) \leq K$, $\text{Area}(C) \leq Kw(C)^2 \leq K\varepsilon^2$. Thus,

$$(9.10) \quad N_{area}(S, \varepsilon, \varepsilon/2) - N_{area}^K(S, \varepsilon, \varepsilon/2) \leq K\varepsilon^2 \ell_{flat}(S)^{-\beta}.$$

Since the left hand side of (9.10) is supported on $\{S \in \mathcal{M}_1 \mid \ell_{flat}(S) \leq \varepsilon\}$, and since $\ell_{flat}(\cdot)^{-\beta} \in L^1(\mathcal{M}_1, \nu)$ by Lemma 9.1, we have

$$\lim_{\varepsilon \rightarrow 0} \frac{1}{\varepsilon^2} \int_{\mathcal{M}_1} (N_{area}(S, \varepsilon, \varepsilon/2) - N_{area}^K(S, \varepsilon, \varepsilon/2)) d\nu_1 = 0.$$

Thus, in view of (9.9),

$$c_{area}(\mathcal{M}_1) = \lim_{\varepsilon \rightarrow 0} \frac{1}{\frac{3}{4}\pi\varepsilon^2} \int_{\mathcal{M}_1} N_{area}^K(S, \varepsilon, \varepsilon/2) d\nu_1(S).$$

By (1.2) $N_{area}^K(\cdot, \varepsilon, \varepsilon/2)$ and $\tilde{N}_{area}^K(\cdot, \varepsilon, \varepsilon/2)$ might differ only on a set of measure $o(\varepsilon^2)$. Note also, that $N_{area}^K(S, \varepsilon, \varepsilon/2) \leq 3g - 3 + n$. Hence, we may replace N_{area}^K by \tilde{N}_{area}^K in the above equation. Lemma 9.4 is proved. \square

Suppose $P > 1$. Let $\widetilde{Cyl}_{K,P}(S) := \{C \in \widetilde{Cyl}_K(S) \mid w(C) < P\ell_K(S)\}$, and let

$$\tilde{\psi}^{K,P}(S) := \sum_{C \in \widetilde{Cyl}_{K,P}(S)} \text{Mod}(C).$$

Let

$$\tilde{N}_{area}^{K,P}(S, \varepsilon, \varepsilon/2) := \sum_{C \in \widetilde{Cyl}_{K,P}(S) \cap Cyl(S, \varepsilon, \varepsilon/2)} \text{Area}(C).$$

Lemma 9.5. *For all K sufficiently large, and all $P > 1$, the following estimates hold:*

$$(9.11) \quad \left| \int_{\mathcal{M}_1} \Delta_{Teich} \log \det \Delta_{flat}(S, S_0) d\nu_1 - \frac{\pi}{3} \cdot \lim_{\varepsilon \rightarrow 0} \int_{\mathcal{M}_1} \nabla_{Teich} \tilde{\psi}^{K,P} \nabla_{Teich} f_\varepsilon d\nu_1 \right| \leq \frac{C(\mathcal{M}_1)}{P^2}$$

and

$$(9.12) \quad \left| c_{area}(\mathcal{M}_1) - \lim_{\varepsilon \rightarrow 0} \frac{1}{\frac{3}{4}\pi\varepsilon^2} \int_{\mathcal{M}_1} \tilde{N}_{area}^{K,P}(S, \varepsilon, \varepsilon/2) d\nu_1(S) \right| \leq \frac{C(\mathcal{M}_1)}{P^2},$$

where the constant $C(\mathcal{M}_1)$ depends only on \mathcal{M}_1 .

Proof. If $C \in \widetilde{Cyl}_{K,P}(S) - \widetilde{Cyl}_K(S)$ then $w(C) \geq P\ell_K(C)$, and hence $\text{Mod}(C) \leq \frac{1}{P^2(\ell_K(S))^2}$. The latter implies, that

$$(9.13) \quad \tilde{\psi}^K(S) - \tilde{\psi}^{K,P}(S) \leq \frac{3g-3+n}{P^2(\ell_K(S))^2}.$$

Suppose C is a cylinder on a surface S . Then for $g \in \text{SL}(2, \mathbb{R})$, gC is a cylinder on gS . Let $h(g) = \text{Mod}(gC)$. Then, we claim that

$$(9.14) \quad \nabla_{\text{Teich}} h = 2h.$$

Indeed, we may write

$$(9.15) \quad g = \begin{pmatrix} \cos \theta & \sin \theta \\ -\sin \theta & \cos \theta \end{pmatrix} \begin{pmatrix} y^{1/2} & 0 \\ 0 & y^{-1/2} \end{pmatrix} \begin{pmatrix} 1 & x \\ 0 & 1 \end{pmatrix} = r_\theta a_y u_x,$$

in such a way that u_x acts by Dehn twists on C . Then,

$$h(r_\theta a_y u_x) = h(a_y) = y \text{Mod}(C).$$

The decomposition (9.15) was chosen in such way that $\zeta = x+iy$ provides a standard coordinate in the hyperbolic upper half-plane parameterizing the Teichmüller disc, see section 3.1. For the associated hyperbolic metric of curvature -4 one has

$$\nabla_{\text{Teich}} h = 2y \frac{\partial h}{\partial y} = 2y \text{Mod}(C) = 2h.$$

This completes the proof of (9.14). Now in view of (9.13), and (9.14), we have

$$0 \leq \nabla_{\text{Teich}} \tilde{\psi}^K(S) - \nabla_{\text{Teich}} \tilde{\psi}^{K,P}(S) \leq \frac{2(3g-3+n)}{P^2(\ell_K(S))^2},$$

for all S where $\nabla_{\text{Teich}} \tilde{\psi}^K(S)$ and $\nabla_{\text{Teich}} \tilde{\psi}^{K,P}(S)$ are defined.

Note that by Lemma 9.2 the function $\Delta_{\text{Teich}} f_\varepsilon$ is bounded and supported on the set $\mathcal{M}_1^\varepsilon$ defined in (9.7). On this set we can extend the latter estimate as

$$\nabla_{\text{Teich}} \tilde{\psi}^K(S) - \nabla_{\text{Teich}} \tilde{\psi}^{K,P}(S) \leq \frac{2(3g-3+n)}{P^2(\ell_K(S))^2} \leq \frac{2(3g-3+n)}{P^2(\varepsilon/2)^2}.$$

Finally, note that since $\ell_{\text{flat}}(S) \leq \ell_K(S)$, Lemma 9.1 implies that $\nu_1(\mathcal{M}_1^\varepsilon) = O(\varepsilon^2)$. By property (c) of Lemma 9.2 $\nabla_{\text{Teich}} f_\varepsilon$ is bounded by a uniform bound independent of ε . The estimate (9.11) now follows from Lemma 9.3.

For the estimate (9.12) note that if $\tilde{N}_{\text{area}}^K(S, \varepsilon, \varepsilon/2) - \tilde{N}_{\text{area}}^{K,P}(S, \varepsilon, \varepsilon/2) > 0$, i.e. if there exists $C \in \widetilde{Cyl}_K(S) - \widetilde{Cyl}_{K,P}(S)$ with $\varepsilon/2 < w(C) < \varepsilon$, then $\ell_{\text{flat}}(S) \leq \ell_K(S) \leq \frac{\varepsilon}{P}$. Now since $\tilde{N}_{\text{area}}^K(S, \varepsilon, \varepsilon/2) - \tilde{N}_{\text{area}}^{K,P}(S, \varepsilon, \varepsilon/2) \leq (3g-3+n)$,

$$\begin{aligned} \int_{\mathcal{M}_1} (\tilde{N}_{\text{area}}^K(S, \varepsilon, \varepsilon/2) - \tilde{N}_{\text{area}}^{K,P}(S, \varepsilon, \varepsilon/2)) d\nu_1(S) &\leq \\ &\leq (3g-3+n) \cdot \nu_1(\{S \mid \ell_{\text{flat}}(S) < \frac{\varepsilon}{P}\}) = O\left(\frac{\varepsilon^2}{P^2}\right), \end{aligned}$$

where we have used Lemma 9.1 for the last estimate. Now the estimate (9.12) follows from Lemma 9.4. \square

Remark 9.1. Note that in the calculation in Lemma 9.5 we confront a conflict of two conventions. One uses the *upper half-plane* for the Poincaré model of the hyperbolic plane, which imposes the decomposition (9.15) of $\mathrm{SL}(2, \mathbb{R})$. The latter implies, that the holonomy vector associated to the waist curve of the cylinder C should be expressed as $\begin{pmatrix} 0 \\ w(C) \end{pmatrix}$, as if it was *vertical* and not traditionally *horizontal*. A similar situation is reproduced in the next section.

9.3. The Determinant of the Laplacian and the Siegel—Veech constant.

Lemma 9.6. *If K/P^2 is sufficiently large (depending only on the genus), then*

$$\lim_{\varepsilon \rightarrow 0} \int_{\mathcal{M}_1} \nabla_{\mathrm{Teich}} \tilde{\psi}^{K,P} \nabla_{\mathrm{Teich}} f_\varepsilon d\nu_1 = -(4\pi) \cdot \lim_{\varepsilon \rightarrow 0} \frac{1}{\frac{3}{4}\pi\varepsilon^2} \int_{\mathcal{M}_1} \tilde{N}_{\mathrm{area}}^{K,P}(S, \varepsilon, \varepsilon/2) d\nu_1(S).$$

Proof. Let $Q = 2P$, where, by assumption, $P > 1$. Note that the supports of both $\nabla_{\mathrm{Teich}} f_\varepsilon$ and $\tilde{N}_{\mathrm{area}}^{K,P}$ are contained in the set

$$\mathcal{M}_1^{Q,\varepsilon} = \{S \in \mathcal{M}_1 \mid \varepsilon/Q < \ell_K(S) < Q\varepsilon\}.$$

Note also that the support of $\tilde{N}_{\mathrm{area}}^{K,P}$, is contained in the smaller subset $\tilde{\mathcal{M}}_1^{Q,\varepsilon} \subseteq \mathcal{M}_1^{Q,\varepsilon}$ of those surfaces, for which all cylinders in $\mathrm{Cyl}_K(S)$ having the waist curve of the shortest length $\ell_K(S)$ are parallel. Note that the intersection of the supports of $\nabla_{\mathrm{Teich}} f_\varepsilon$ and of $\tilde{\psi}^{K,P}$ is also contained in $\tilde{\mathcal{M}}_1^{Q,\varepsilon}$.

We normalize the Haar measure dg on $\mathrm{SL}(2, \mathbb{R})$ in coordinates (9.15) as

$$dg = \frac{1}{4y^2} dx dy d\theta = dg_{\mathrm{hyp}} d\theta,$$

where g_{hyp} is the hyperbolic metric of curvature -4 on the upper half-plane

$$\mathbb{H}^2 \simeq \mathrm{SL}(2, \mathbb{R}) / \mathrm{SO}(2, \mathbb{R}).$$

We choose a codimension two cross section $\tilde{\mathcal{N}}$ of $\tilde{\mathcal{M}}_1^{Q,\varepsilon}$ represented by the surfaces S_ε for which $\ell_K(S_\varepsilon) = \varepsilon$ and such that on S_ε the cylinders in $\widetilde{\mathrm{Cyl}}_{K,P}(S_\varepsilon)$ are *horizontal* in the sense of Remark 9.1 at the end of section 9.2. Then, every $S \in \tilde{\mathcal{M}}_1^{Q,\varepsilon}$ can be represented as

$$(9.16) \quad S = r_\theta a_y S_\varepsilon,$$

where $y \in [Q^{-2}, Q^2]$, $S_\varepsilon \in \tilde{\mathcal{N}}$.

Recall that since the measure $d\nu_1$ is affine, it disintegrates as

$$d\nu_1 = \frac{dy}{4y^2} d\theta d\beta',$$

where β' is a measure on $\tilde{\mathcal{N}}$.

For $S_\varepsilon \in \tilde{\mathcal{N}}$, let

$$h(y, S_\varepsilon) := \sum_{C \in \widetilde{\mathrm{Cyl}}_{K,P}(S_\varepsilon)} \mathrm{Mod}(a_y C).$$

Suppose that some cylinder C belongs to the symmetric difference of $\widetilde{\mathrm{Cyl}}_{K,P}(S_\varepsilon)$ and $\widetilde{\mathrm{Cyl}}_{K,P}(a_y S_\varepsilon)$ for some $y \in [Q^{-2}, Q^2]$. Then,

$$KQ^{-2} \leq \mathrm{Mod}(C) \leq KQ^2$$

By assumption KQ^{-2} is sufficiently large so that all cylinders of modulus at least KQ^{-2} are disjoint. It follows that for $y \in [Q^{-2}, Q^2]$,

$$|\tilde{\psi}^{K,P}(a_y S_\varepsilon) - h(y, S_\varepsilon)| \leq (3g - 3 + n)KQ^2.$$

By the same argument as in the proof of (9.14), this implies

$$(9.17) \quad |\nabla_{\text{Teich}} \tilde{\psi}^{K,P}(a_y S_\varepsilon) - \nabla_{\text{Teich}} h(y, S_\varepsilon)| \leq 2(3g - 3 + n)KQ^2$$

Similarly, let

$$A(y, S_\varepsilon) := \sum_{C \in \widetilde{Cyl}^{K,P}(S_\varepsilon) \cap Cyl(a_y S_{\varepsilon, \varepsilon/2})} \text{Area}(C).$$

As above, if some cylinder C belongs to the symmetric difference of $\widetilde{Cyl}_{K,P}(S_\varepsilon)$ and $\widetilde{Cyl}_{K,P}(a_y S_\varepsilon)$ for some $y \in [Q^{-2}, Q^2]$, then,

$$\text{Area}(C) = (w(C))^2 \text{Mod}(C) \leq (Q\varepsilon)^2 KQ^2 \leq KQ^4 \varepsilon^2.$$

Thus,

$$(9.18) \quad |\tilde{N}_{\text{area}}^{K,P}(a_y S_\varepsilon, \varepsilon, \varepsilon/2) - A(y, S_\varepsilon)| \leq (3g - 3 + n)KQ^4 \varepsilon^2.$$

We now claim that for any $S_\varepsilon \in \tilde{\mathcal{N}}$ we have

$$(9.19) \quad \int_{1/Q^2}^{Q^2} \nabla_{\text{Teich}} h(y, S_\varepsilon) \nabla_{\text{Teich}} f_\varepsilon(a_y S_\varepsilon) \frac{dy}{4y^2} = -4\pi \cdot \frac{1}{\frac{3}{4}\pi\varepsilon^2} \int_{1/Q^2}^{Q^2} A(y, S_\varepsilon) \frac{dy}{4y^2}.$$

Note that by definition the function $h(y, S_\varepsilon)$ is linear in y , namely, for $y \in [1/Q^2, Q^2]$ we have $h(y, S_\varepsilon) = y \cdot \text{Mod}(C)$. Also by construction, for $S_\varepsilon \in \tilde{\mathcal{N}}$, $f_\varepsilon(a_{Q^2} S_\varepsilon) = 0$, and $f_\varepsilon(a_{1/Q^2} S_\varepsilon) = 1$. Thus,

$$\begin{aligned} & \int_{1/Q^2}^{Q^2} \nabla_{\text{Teich}} h(y, S_\varepsilon) \nabla_{\text{Teich}} f_\varepsilon(a_y S_\varepsilon) \frac{dy}{4y^2} = \int_{1/Q^2}^{Q^2} \nabla h(y, S_\varepsilon) \nabla f_\varepsilon(a_y S_\varepsilon) dy = \\ & = \sum_{C \in \widetilde{Cyl}_{K,P}(S_\varepsilon)} \text{Mod}(C) \int_{1/Q^2}^{Q^2} \frac{\partial f_\varepsilon(a_y S_\varepsilon)}{\partial y} dy = \sum_{C \in \widetilde{Cyl}_{K,P}(S_\varepsilon)} \text{Mod}(C) \cdot (-1). \end{aligned}$$

Now,

$$A(y, S_\varepsilon) = \sum_{C \in \widetilde{Cyl}_{K,P}(S_\varepsilon)} \text{Area}(C) \cdot \chi_{(\varepsilon/2, \varepsilon)}(y^{-1/2} \cdot w(C)),$$

where the characteristic function $\chi_{(a,b)}(t)$ is 1 if $a < t < b$ and 0 otherwise. By our choice of Q and by the definition of $\widetilde{Cyl}_{K,P}(S_\varepsilon)$, for every $C \in \widetilde{Cyl}_{K,P}(S_\varepsilon)$, we have $\left[\frac{w^2(C)}{4\varepsilon^2}, \frac{w^2(C)}{\varepsilon^2}\right] \subset [Q^{-2}, Q^2]$. Then,

$$\begin{aligned} & \int_{1/Q^2}^{Q^2} A(y, S_\varepsilon) \frac{dy}{4y^2} = \int_{1/Q^2}^{Q^2} \sum_{C \in \widetilde{Cyl}_{K,P}(S_\varepsilon)} \text{Area}(C) \chi_{(\varepsilon/2, \varepsilon)}(y^{-1/2} w(C)) \frac{dy}{4y^2} = \\ & = \sum_{C \in \widetilde{Cyl}_{K,P}(S_\varepsilon)} \text{Area}(C) \int_{w^2(C)/\varepsilon^2}^{4w^2(C)/\varepsilon^2} \frac{dy}{4y^2} = \frac{1}{4} \cdot \frac{3}{4} \varepsilon^2 \sum_{C \in \widetilde{Cyl}_{K,P}(S_\varepsilon)} \text{Area}(C) \frac{1}{w(C)^2} = \\ & = \frac{1}{4} \cdot \frac{3}{4} \varepsilon^2 \sum_{C \in \widetilde{Cyl}_{K,P}(S_\varepsilon)} \text{Mod}(C). \end{aligned}$$

This completes the proof of (9.19). We now integrate (9.19) over $\tilde{\mathcal{N}}$ with respect to the measure $d\beta'$, and over θ from 0 to 2π , use (9.17) and (9.18), and take the limit as $\varepsilon \rightarrow 0$. Since $\nu_1(\mathcal{M}_1^{Q,\varepsilon}) \leq C(\mathcal{M}_1)\varepsilon^2$ and $\nabla_{\text{Teich}} f_\varepsilon$ is bounded independent of ε , we see that the contributions of each of the right-hand-sides of (9.17) and (9.18) tend of 0 as $\varepsilon \rightarrow 0$. Lemma 9.6 follows. \square

Proof of Theorem 9. Choose arbitrary large $P > 1$ and choose K' so large, that all previous considerations in sections 9.2 – 9.3 work for $K = K'/Q^2 = K'/(4P^2)$. Since P is arbitrary, formula (3.26) and thus, Theorem 9 follow from Lemma 9.5 and Lemma 9.6. Theorem 9 is proved. \square

10. EVALUATION OF SIEGEL–VEECH CONSTANTS

It follows from the general results of A. Eskin and H. Masur [EM] that almost all flat surfaces in any closed connected regular $\text{SL}(2, \mathbb{R})$ -invariant suborbifold \mathcal{M}_1 share the same quadratic asymptotics

$$(10.1) \quad \lim_{L \rightarrow \infty} \frac{N_{\text{area}}(S, L)}{\pi L^2} = c_{\text{area}}(\mathcal{M}_1)$$

where the *Siegel–Veech constant* $c_{\text{area}}(\mathcal{M}_1)$ depends only on \mathcal{M}_1 (see also more specific results of Ya. Vorobets [Vb]).

In section 10.1 we remind some basic facts concerning arithmetic Teichmüller discs. The reader can find a more detailed presentation in original articles [GJ], [EMS1], [HL], [Z1].

Following analogous computations in [V2], [EMZ] and [EMS1] we compute the Siegel–Veech constant c_{area} for an arithmetic Teichmüller surface in section 10.2 thus proving Theorem 4.

10.1. Arithmetic Teichmüller discs. Consider a unit square representing a fundamental domain of the integer lattice $\mathbb{Z} \oplus \sqrt{-1} \cdot \mathbb{Z}$ in the complex plane. Consider a flat torus \mathbb{T}^2 obtained by identification of opposite sides of this unit square. A *square-tiled surface* (also an *origami*) S is a ramified cover

$$(10.2) \quad S \xrightarrow{p} \mathbb{T}^2$$

of finite degree D over the torus such that all ramification points project to the same point of the torus.

Clearly, $S \in \mathcal{H}(m_1, \dots, m_n)$ where $m_1 + 1, \dots, m_n + 1$ are degrees of ramification points. By construction, the cohomology class of the closed 1-form $\omega = p^* dz$ is integer: $[\omega] \in H(S, \{\text{zeroes}\}; \mathbb{Z} \oplus \sqrt{-1} \cdot \mathbb{Z})$.

One can slightly generalize the above construction admitting other flat tori without singularities and with a single marked point as a base of the cover (10.2). The corresponding covering flat surface S is called an *arithmetic Veech surface*. An $\text{SL}(2, \mathbb{R})$ -orbit of such flat surface in the corresponding stratum is called an *arithmetic Teichmüller disc*, and its projection to $\mathcal{H}_2(m_1, \dots, m_n)$ (or to the moduli space of curves) is called an *arithmetic Teichmüller curve*.

We say that an arithmetic Veech surface is *primitive* if the cover (10.2) does not factor through a nontrivial regular cover of a larger torus:

$$\begin{array}{ccc} S & \xrightarrow{p} & \mathbb{T}^2 \\ & \searrow \quad \nearrow & \\ & \mathbb{T}^2 & \end{array}$$

Throughout this section we consider only primitive arithmetic Veech surfaces S . Moreover, we always assume that the base torus of the cover (10.2) has area one.

The action of the group $\mathrm{GL}(2, \mathbb{R})$ on an arithmetic Veech surface S and on the underlying torus \mathbb{T}^2 are compatible: having a cover (10.2) we get a cover $gS \rightarrow g\mathbb{T}^2$ for any group element g ; moreover, this new cover has the same topology as the initial one. This implies, in particular, that if the base torus of the cover (10.2) has area one, then the $\mathrm{SL}(2, \mathbb{R})$ -orbit $\mathrm{SL}(2, \mathbb{R}) \cdot S$ of an arithmetic Veech surface S representing contains at least one square-tiled surface. This also implies that the orbit $\mathrm{SL}(2, \mathbb{R}) \cdot S$ of S is a finite nonramified cover over the moduli space $\mathcal{H}_1(0)$ of flat tori with a marked point.

It would be convenient to apply extra factorization over $\pm \mathrm{Id} \in \mathrm{SL}(2, \mathbb{Z})$ and to pass to $\mathrm{PSL}(2, \mathbb{R})$ and $\mathrm{PSL}(2, \mathbb{Z})$. The degree N of the cover

$$\Pi : \mathrm{PSL}(2, \mathbb{R}) \cdot S \rightarrow \mathcal{H}_1(0)$$

coincides with the cardinality of the $\mathrm{PSL}(2, \mathbb{Z})$ -orbit of any square-tiled surface S_0 in the orbit $\mathrm{PSL}(2, \mathbb{R}) \cdot S$,

$$N = \deg(\Pi) = \mathrm{card} \, \mathrm{PSL}(2, \mathbb{Z}) \cdot S_0$$

Rescaling every flat surface in the orbit $\mathrm{PSL}(2, \mathbb{R}) \cdot S$ by a homothety with a factor $1/\sqrt{D}$ we can identify the orbit $\mathrm{PSL}(2, \mathbb{R}) \cdot S$ with a regular $\mathrm{PSL}(2, \mathbb{R})$ -invariant variety \mathcal{M}_1 of flat surfaces of area one. The corresponding Teichmüller curve \mathcal{M}_2 has a natural structure of a cover of degree N over the *modular curve* $\mathcal{H}_2(0)$, where

$$\mathcal{H}_2(0) \simeq \mathrm{PSO}(2, \mathbb{R}) \backslash \mathrm{PSL}(2, \mathbb{R}) / \mathrm{PSL}(2, \mathbb{Z}) \simeq \mathbb{H}^2 / \mathrm{PSL}(2, \mathbb{Z})$$

This cover might have ramification points over any (or over both) orbifoldic points of the modular curve.

The canonical density measure $d\nu_1$ on $\mathcal{H}_1(0) = \mathrm{PSL}(2, \mathbb{R}) / \mathrm{PSL}(2, \mathbb{Z})$ in standard normalization desintegrates to the hyperbolic area form $d\nu_2$ on $\mathcal{H}_2(0) \simeq \mathbb{H}^2 / \mathrm{PSL}(2, \mathbb{Z})$. In particular,

$$\nu_1(\mathcal{H}_1(0)) = \frac{\pi^2}{3} \quad \nu_2(\mathcal{H}_2(0)) = \frac{\pi}{3}$$

Clearly, a flat torus of area one cannot have two short nonhomologous closed geodesics. Hence, a *thin part* $\mathcal{H}_1^{\varepsilon, \text{thin}}(0)$ is empty and a subset $\mathcal{H}_1^\varepsilon(0)$ of flat tori with a shortest geodesic of length at most ε coincides with its *thick part* (see section 1.5). Since $\mathcal{H}_1^\varepsilon(0)$ is connected, it represents the single *cusp* of $\mathcal{H}_1(0)$. It is easy to compute that

$$\nu_1(\mathcal{H}_1^\varepsilon(0)) = \pi\varepsilon^2 \quad \nu_2(\mathcal{H}_2^\varepsilon(0)) = \pi\varepsilon$$

Since any arithmetic Teichmüller curve \mathcal{M}_2 is a (possibly ramified) cover of finite order N over the modular curve, \mathcal{M}_2 is a Riemann surface of finite area $N \cdot \pi^2/3$ with cusps. Similarly to the modular curve, a thin part of any arithmetic Teichmüller disc is empty, so *cusps* of \mathcal{M}_2 (see section 1.5) are in a bijection with connected components $\mathcal{C}_1, \dots, \mathcal{C}_s$ of the subset $\mathcal{M}_2^\varepsilon$.

Consider a very short (say, shorter than ε/N) simple closed curve γ nonhomotopic to zero in $\mathcal{H}_2^\varepsilon(0)$ (for example, a very short horocycle). Consider its preimage $\Pi^{-1}\gamma$ in $\mathcal{M}_2^\varepsilon$. By construction the preimage has a unique connected component γ_j in each cusp \mathcal{C}_j of $\mathcal{M}_2^\varepsilon$. We define a *width* N_j of the cusp \mathcal{C}_j as a ratio of lengths of γ_j and γ measured in the canonical hyperbolic metric. Note that the connected

component $\mathcal{M}_2^\varepsilon(\mathcal{C}_j)$ of $\mathcal{M}_2^\varepsilon$ representing the cusp \mathcal{C}_j is a cover of degree N_j over the neighborhood $\mathcal{H}_2^{\varepsilon/N_j}(0)$ of the only cusp of the modular curve.

Consider a square-tiled surface S_0 . Every nonsingular leaf of the horizontal foliation on S_0 is closed. Thus, S_0 decomposes into a finite number of maximal cylinders bounded by unions of horizontal saddle connections. We denote the length of the horizontal waist curve of the cylinder number j by w_j and the vertical height of the cylinder by h_j . We enumerate the cylinders in such a way that $w_1 \leq w_2 \leq \dots \leq w_k$, where k is the total number of cylinders. Clearly all parameters w_j, h_j are integer. The area of the cylinder number j equals $w_j h_j$. The area of the entire square-tiled surface S_0 (which coincides with the number D of unit squares tiling it) is equal to the sum

$$\text{area}(S) = D = w_1 h_1 + \dots + w_k h_k,$$

where k is the total number of cylinders. We enumerate the cylinders in such a way that $w_1 \leq w_2 \leq \dots \leq w_k$.

Consider a unipotent subgroup

$$U = \left\{ \begin{pmatrix} 1 & n \\ 0 & 1 \end{pmatrix} \mid n \in \mathbb{Z} \right\}$$

of $\text{PSL}(2, \mathbb{Z})$. Consider an orbit $U \cdot S_0$ of a square-tiled surface. Any flat surface in this orbit is also a square-tiled surface. Moreover, it has the same number of maximal cylinders in its cylinder decomposition, and the cylinders have the same heights and widths as the ones of the initial square-tiled surface. (The only parameters which differ for different elements of $U \cdot S_0$ are the integer *twists* which are responsible for gluing the cylinders together.)

The proof of the following simple Lemma can be found in [HL].

Lemma 10.1. *Let S_0 be a primitive square-tiled surface and let $Z(S_0) = \text{PSL}(2, \mathbb{Z}) \cdot S_0$ be the set of square-tiled surfaces in its orbit. The cusps of the corresponding arithmetic Teichmüller disc $\mathcal{M}_1 = \text{PSL}(2, \mathbb{R}) \cdot S_0$ are in bijection with the U -orbits of $Z(S_0)$, and the widths N_j of the cusps coincide with cardinalities of the corresponding U -orbits.*

$$(10.3) \quad Z(S_0) = \sqcup_{i=1}^s U_i \quad \text{card}(U_i) = N_i,$$

where s is the total number of cusps.

10.2. Siegel–Veech constants for square-tiled surfaces. Consider an arithmetic Veech surface S ; let $p : S \rightarrow \mathbb{T}^2$ be the corresponding torus cover. As usual we assume that the area of the flat torus in the base of the cover is equal to one. Let γ be a closed geodesic on S . Its projection $p(\gamma)$ to the torus \mathbb{T}^2 is also a closed geodesic. Let $\vec{v} \in \mathbb{R}^2$ be a primitive vector of the lattice associated to \mathbb{T}^2 representing this closed geodesic on the torus. Applying an appropriate rotation $r_\theta \in \text{PSO}(2, \mathbb{R})$ to \vec{v} we can make it horizontal. Applying a hyperbolic transformation

$$g_t = \begin{pmatrix} e^t & 0 \\ 0 & e^{-t} \end{pmatrix}$$

with a sufficiently large *negative* t to the resulting horizontal vector we can make it very short. The corresponding flat surface $g_t r_\theta \cdot S$ belongs to a neighborhood of one of the cusps \mathcal{C}_j of the orbit $\text{PSL}(2, \mathbb{R}) \cdot S$.

Note that a direction of any closed geodesic (or of any saddle connection) on a square-tiled surface is *completely periodic*: any leaf of the foliation in the same

direction is either a regular closed leaf or is a saddle connection. Thus, any closed geodesic on a square-tiled surface defines a cylinder decomposition of it. Proportions of lengths of the waist curves of the cylinders or of heights of the cylinders as well as areas on the cylinders do not change under the action of the group $\mathrm{PSL}(2, \mathbb{R})$. In particular, any closed geodesic on a square-tiled surface defines a *rigid configuration of saddle connections*. We say that this configuration has type \mathcal{C}_j when the flat surface $g_{tr\theta} \cdot S$ defined as above belongs to a neighborhood of one of the cusps \mathcal{C}_j .

Any closed geodesic corresponds to a unique cusp \mathcal{C}_j , so

$$c_{area} = \sum_{i=1}^s c_{area}(\mathcal{C}_i).$$

Here s denotes the total number of cusps of \mathcal{M}_2 . The Siegel–Veech constant $c_{area}(\mathcal{C}_i)$ corresponds to counting total areas of only those cylinders of bounded length, which represent a given rigid configuration \mathcal{C}_i of saddle connections.

To compute the Siegel–Veech constant $c_{area}(\mathcal{C}_i)$ we follow analogous computations in [EM], [EMZ] and especially a computation in [EMS1] which is the closest to our case.

Having an arithmetic Veech surface $S \in \mathcal{M}_1$ choose a cusp \mathcal{C}_i of \mathcal{M}_1 . Having a configuration of closed geodesics of the type \mathcal{C}_i choose a regular closed geodesic γ in this configuration and consider the associated vector $\vec{v}(\gamma)$ as above. By construction \vec{v} does not depend on the choice of a representative γ . Moreover, it can be explicitly evaluated as follows. Consider the cylinder decomposition of square-tiled surfaces in the orbit U -orbit U_i representing the cusp \mathcal{C}_i . If the representative γ belongs to a cylinder number j , then

$$\vec{v}(\gamma) = \frac{\vec{\gamma}}{w_j}$$

where $\vec{\gamma}$ is a plane vector having the length and the direction of γ .

Associating to every configuration of parallel closed geodesics of the type \mathcal{C}_i a vector \vec{v} as above we construct a discrete subset $V_i(S)$ in the plane \mathbb{R}^2 . By construction the subset changes equivariantly with respect to the group action: for any $g \in \mathrm{PSL}(2, \mathbb{R})$ we have $V_i(gS) = gV_i$.

Consider a Siegel–Veech transform which associates to a function f with compact support in \mathbb{R}^2 a function \hat{f} on \mathcal{M} defined as

$$\hat{f}(S) = \sum_{v \in V_i(S)} f(v)$$

By a Theorem of Veech (see [V2]) one has

$$(10.4) \quad \frac{1}{\nu_1(\mathcal{M}_1)} \int_{\mathcal{M}_1} \hat{f}(S) d\nu_1 = \text{const} \cdot \int_{\mathbb{R}^2} f(x, y) dx dy,$$

where the constant *const* does not depend on the function f .

Hence, to compute the constant *const* it is sufficient to evaluate both integrals for some convenient function f , for example for a characteristic function $\chi_\varepsilon(x, y)$ of a disc $\{(x, y) \mid x^2 + y^2 \leq \varepsilon^2\}$ of a very small radius ε . In this particular case the integral on the right is just the area $\pi\varepsilon^2$ of the disc. Function $\hat{\chi}_\varepsilon$ is the characteristic function of those component of the preimage $\Pi^{-1}(\mathcal{H}_1^\varepsilon(0))$, which corresponds to the

cuspidal \mathcal{C}_i . If the width of the corresponding cusp is N_i , then,

$$\int_{\mathcal{M}_1} \hat{f}(S) d\nu_1 = N_i \cdot \nu_1(\mathcal{H}_1^\varepsilon(0)) = N_i \cdot \pi \varepsilon^2$$

Finally, $\nu_1(\mathcal{M}_1) = N \cdot \nu_1(\mathcal{H}_1(0)) = N\pi^2/3$. Thus, the Siegel—Veech formula (10.4) applied to χ_ε establishes the following relation:

$$\frac{1}{N\pi^2/3} \cdot N_i \pi \varepsilon^2 = \text{const} \cdot \pi \varepsilon^2$$

which implies that the constant in (10.4) has the following value:

$$(10.5) \quad \text{const} = \frac{3}{\pi^2} \frac{N_i}{N}.$$

To compute $c_{\text{area}}(\mathcal{C}_i)$ we introduce a counting function $\chi_r(\vec{v}, \mathcal{C}_i) : \mathbb{R}^2 \rightarrow \mathbb{R}$ with compact support defined as follows:

$$\chi_r(\vec{v}, \mathcal{C}_i) := \begin{cases} 0 & \text{when } w_1 \|\vec{v}\| > r \\ \frac{w_1 h_1}{D} & \text{when } w_2 \|\vec{v}\| > r \geq w_1 \|\vec{v}\| \\ \dots & \dots \\ \frac{1}{D}(w_1 h_1 + \dots + w_j h_j) & \text{when } w_{j+1} \|\vec{v}\| > r \geq w_j \|\vec{v}\| \\ \dots & \dots \\ \frac{1}{D}(w_1 h_1 + \dots + w_k h_k) & \text{when } r \geq w_k \|\vec{v}\| \end{cases}$$

Here k is total number of cylinders in the cylinder decomposition corresponding to the configuration \mathcal{C}_i , and $D = \text{area}(S)$ is the number of unit squares used to tile the initial square-tiled surface. As always, we enumerate the cylinders in such a way that $w_1 \leq w_2 \leq \dots \leq w_k$.

By definition of $N_{\text{area}}(S, r; \mathcal{C}_i)$ we have

$$N_{\text{area}}(S, r; \mathcal{C}_i) = \sum_{v \in V_i(S)} \chi_r(\vec{v}, \mathcal{C}_i) = \hat{\chi}_r(S, \mathcal{C}_i).$$

Note that modifying a flat structure on a surface S by a homothety with a positive coefficient λ is equivalent to changing the scale. Hence, for any counting function $N(S, r)$ with a quadratic asymptotics in r we get

$$N(\lambda \cdot S, r) = N\left(S, \frac{r}{\lambda}\right) \sim \frac{1}{\lambda^2} \cdot N(S, r)$$

By definition the coefficient c_{area} is defined as a coefficient in a quadratic asymptotics of a counting function N_{area} on a surface of *unit* area. Since arithmetic Veech surfaces in our consideration have area D (the number of unit squares tiling the initial square-tiled surface S_0), we need to normalize the limit below by the area of S in order to obtain c_{area} :

$$c_{\text{area}}(\mathcal{C}_i) := \text{area}(S) \cdot \lim_{r \rightarrow \infty} \frac{N_{\text{area}}(S, r; \mathcal{C}_i)}{\pi r^2} = D \cdot \lim_{r \rightarrow \infty} \frac{1}{\pi r^2} \cdot \hat{\chi}_r(S, \mathcal{C}_i).$$

By the results of W. Veech [V2] for the case of a Teichmüller disc of a Veech surface the constant above is one and the same for all surfaces in the corresponding

Teichmüller disc and

$$(10.6) \quad c_{area}(\mathcal{C}_i) = D \cdot \lim_{r \rightarrow \infty} \frac{1}{\pi r^2} \cdot \frac{1}{\nu_1(\mathcal{M}_1)} \int_{\mathcal{M}_1} \hat{\chi}_r(S, \mathcal{C}_i) d\nu_1.$$

On the other hand, by the Siegel—Veech formula (10.4) the above normalized integral equals to

$$(10.7) \quad \frac{1}{\nu_1(\mathcal{M}_1)} \int_{\mathcal{M}_1} \hat{\chi}_r(S, \mathcal{C}_i) d\nu_1 = \text{const} \int_{\mathbb{R}^2} \chi_r(v, \mathcal{C}_i) dx dy,$$

where the value of the constant is obtained in (10.5).

It remains to compute the integral

$$(10.8) \quad \int_{\mathbb{R}^2} \chi_r(\vec{v}, \mathcal{C}_i) dx dy = \pi r^2 \cdot \frac{1}{D} \left(\frac{h_1 w_1}{w_1^2} + \frac{h_2 w_2}{w_2^2} + \dots + \frac{h_k w_k}{w_k^2} \right) = \\ = \pi r^2 \frac{1}{D} \sum_{j=1}^k \frac{h_j}{w_j},$$

and to collect equations (10.5)–(10.8) to get

$$c_{area}(\mathcal{C}_i) = D \cdot \frac{3}{\pi^2} \frac{N_i}{N} \cdot \frac{1}{D} \cdot \sum_{j=1}^k \frac{h_j}{w_j} = \frac{3}{\pi^2} \frac{1}{N} \sum_{\substack{\text{surfaces} \\ \text{in the} \\ \text{orbit } U_i}} \sum_{j=1}^k \frac{h_j}{w_j}.$$

Taking a sum of $c_{area}(\mathcal{C}_i)$ over all cusps $\mathcal{C}_1, \dots, \mathcal{C}_s$ of \mathcal{M}_1 and taking into consideration that the $\text{PSL}(2, \mathbb{Z})$ -orbit $Z(S)$ of the initial square-tiled surface decomposes into a disjoint union of orbits U_i , see (10.3) we obtain the desired formula (2.11):

$$c_{area} = \sum_{i=1}^s c_{area}(\mathcal{C}_i) = \frac{3}{\pi^2} \frac{1}{N} \cdot \sum_{\text{cusps } \mathcal{C}_i} \sum_{\substack{\text{surfaces} \\ \text{in the} \\ \text{orbit } U_i}} \sum_{j=1}^{k(i)} \frac{h_{ij}}{w_{ij}} = \\ = \frac{3}{\pi^2} \cdot \frac{1}{\text{card}(\text{PSL}(2, \mathbb{Z}) \cdot S_0)} \sum_{S_i \in \text{PSL}(2, \mathbb{Z}) \cdot S_0} \sum_{\substack{\text{horizontal} \\ \text{cylinders } cyl_{ij} \\ \text{such that} \\ S_i = \sqcup cyl_{ij}}} \frac{h_{ij}}{w_{ij}}$$

Theorem 4 is proved. \square

APPENDIX A. CONJECTURAL APPROXIMATE VALUES OF INDIVIDUAL LYAPUNOV
EXPONENTS IN SMALL GENERA

Degrees of zeros	Con- nected compo- nent	Lyapunov exponents			
		Experimental			Exact
		λ_2	λ_3	$\sum_{j=1}^g \lambda_j$	$\sum_{j=1}^g \lambda_j$
(4)	<i>hyp</i>	0.6156	0.1844	1.8000	9/5
(4)	<i>odd</i>	0.4179	0.1821	1.6000	8/5
(1, 3)	—	0.5202	0.2298	1.7500	7/4
(2, 2)	<i>hyp</i>	0.6883	0.3117	2.000	4/2
(2, 2)	<i>odd</i>	0.4218	0.2449	1.6667	5/3
(1, 1, 2)	—	0.5397	0.2936	1.8333	11/6
(1, 1, 1, 1)	—	0.5517	0.3411	1.8928	53/28

Degrees of zeros	Con- nected compo- nent	Lyapunov exponents				
		Experimental				Exact
		λ_2	λ_3	λ_4	$\sum_{j=1}^g \lambda_j$	$\sum_{j=1}^g \lambda_j$
(6)	<i>hyp</i>	0.7375	0.4284	0.1198	2.2857	16/7
(6)	<i>even</i>	0.5965	0.2924	0.1107	1.9996	14/7
(6)	<i>odd</i>	0.4733	0.2755	0.1084	1.8572	13/7
(1, 5)	—	0.5459	0.3246	0.1297	2.0002	2
(2, 4)	<i>even</i>	0.6310	0.3496	0.1527	2.1333	32/15
(2, 4)	<i>odd</i>	0.4789	0.3134	0.1412	1.9335	29/15
(3, 3)	<i>hyp</i>	0.7726	0.5182	0.2097	2.5005	5/2
(3, 3)	—	0.5380	0.3124	0.1500	2.0004	2
(1, 2, 3)	—	0.5558	0.3557	0.1718	2.0833	25/12
(1, 1, 4)	—	0.55419	0.35858	0.15450	2.06727	1137/550
(2, 2, 2)	<i>even</i>	0.6420	0.3785	0.1928	2.2133	737/333
(2, 2, 2)	<i>odd</i>	0.4826	0.3423	0.1749	1.9998	2
(1, 1, 1, 3)	—	0.5600	0.3843	0.1849	2.1292	66/31
(1, 1, 2, 2)	—	0.5604	0.3809	0.1982	2.1395	5045/2358
(1, 1, 1, 1, 2)	—	0.5632	0.4032	0.2168	2.1832	131/60
(1, 1, 1, 1, 1, 1)	—	0.5652	0.4198	0.2403	2.2253	839/377

Degrees of zeros	Connected component	Lyapunov exponents					
		Experimental					Exact
		λ_2	λ_3	λ_4	λ_5	$\sum_{j=1}^g \lambda_j$	$\sum_{j=1}^g \lambda_j$
(8)	<i>hyp</i>	0.798774	0.586441	0.305803	0.086761	2.777779	$\frac{25}{9}$
(8)	<i>even</i>	0.597167	0.362944	0.189205	0.072900	2.222217	$\frac{20}{9}$
(8)	<i>odd</i>	0.515258	0.343220	0.181402	0.071107	2.110987	$\frac{19}{9}$
(7, 1)	—	0.560205	0.378184	0.206919	0.081789	2.227098	$\frac{2423}{1088}$
(6, 2)	<i>even</i>	0.603895	0.385796	0.220548	0.091624	2.301862	$\frac{178429}{77511}$
(6, 2)	<i>odd</i>	0.521181	0.368690	0.211988	0.088735	2.190594	$\frac{46}{21}$
(6, 1, 1)	—	0.563306	0.398655	0.229768	0.093637	2.285367	$\frac{59332837}{25961866}$
(5, 3)	—	0.561989	0.376073	0.216214	0.095789	2.250066	$\frac{9}{4}$
(5, 2, 1)	—	0.564138	0.396293	0.236968	0.103124	2.300523	$\frac{4493}{1953}$
(5, 1, 1, 1)	—	0.565422	0.414702	0.252838	0.107906	2.340868	$\frac{103}{44}$

APPENDIX B. SQUARE-TILED SURFACES AND PERMUTATIONS

B.1. Alternative interpretation of Siegel–Veech constant for arithmetic Teichmüller discs. Consider an N -square-tiled surface and enumerate its squares in some way. The structure of the square tiling can be encoded by a pair of permutations (π_{hor}, π_{vert}) , indicating for each square (say, for a square number k) the number $\pi_{hor}(k)$ of its direct neighbor to the right, and the number $\pi_{vert}(k)$ of its direct neighbor on top. Reciprocally, any ordered pair of permutations (π_{hor}, π_{vert}) from \mathfrak{S}_N , such that π_{hor}, π_{vert} do not have nontrivial common invariant subsets in $\{1, \dots, N\}$, defines a connected square-tiled surface.

Applying a simultaneous conjugation

$$(B.1) \quad (\pi \circ \pi_{hor} \circ \pi^{-1}, \pi \circ \pi_{vert} \circ \pi^{-1})$$

by the same permutation π to both permutations (π_{hor}, π_{vert}) we do not change the square-tiled surface, but only the enumeration of the squares. Thus, N -square-tiled surfaces are in a one-to-one correspondence with the resulting equivalence classes of ordered pairs of permutations.

Let $S(\pi_{hor}, \pi_{vert}) \in \mathcal{H}(m_1, \dots, m_n)$. The degrees m_i of zeroes can be reconstructed from (π_{hor}, π_{vert}) as follows. Consider a decomposition of the commutator

$$[\pi_{hor}, \pi_{vert}] := \pi_{hor} \circ \pi_{vert} \circ \pi_{hor}^{-1} \circ \pi_{vert}^{-1}$$

into cycles. Then the following two unordered sets with multiplicities coincide:

$$\begin{aligned} \{m_1 + 1, \dots, m_n + 1\} &= \\ &= \{\text{Lengths of cycles of } [\pi_{hor}, \pi_{vert}], \text{ which are longer than } 1\}. \end{aligned}$$

Consider the following generators T, S of the group $\text{SL}(2, \mathbb{Z})$:

$$\begin{aligned} T &:= \begin{pmatrix} 1 & -1 \\ 0 & 1 \end{pmatrix} \\ R &:= \begin{pmatrix} 0 & 1 \\ -1 & 0 \end{pmatrix}. \end{aligned}$$

In terms of pairs of permutations the action of T and R on square-tiled surfaces can be represented as

$$\begin{aligned} T(\pi_{hor}, \pi_{vert}) &= (\pi_{hor}, \pi_{vert} \circ \pi_{hor}^{-1}) \\ R(\pi_{hor}, \pi_{vert}) &= (\pi_{vert}^{-1}, \pi_{hor}). \end{aligned}$$

Thus, an $\text{SL}(2, \mathbb{Z})$ -orbit $\mathcal{O}(S)$ of a square-tiled surface $S(\pi_{hor}, \pi_{vert})$ can be obtained as an orbit of the equivalence class $\widetilde{(\pi_{hor}, \pi_{vert})}$ under the transformations T, S as above in the set of equivalence classes of ordered pairs of permutations.

We can rewrite now expression (2.11) for the Siegel–Veech constant of an arithmetic Teichmüller disc \mathcal{M}_1 as follows. Let $\mathcal{O}(S)$ be the $\text{SL}(2, \mathbb{Z})$ -orbit of the square-tiled surface $S(\pi_h, \pi_v)$. Let $\mathcal{O}(\pi_h, \pi_v)$ be the corresponding orbit in the set of equivalence classes of ordered permutations. Then

$$\begin{aligned} c_{area}(\mathcal{M}_1) &= \frac{3}{\pi^2} \cdot \frac{1}{\text{card } \mathcal{O}(S)} \sum_{S_i \in \mathcal{O}(S)} \sum_{\substack{\text{horizontal} \\ \text{cylinders } cyl_{i,j} \\ \text{such that} \\ S_i = \sqcup cyl_{i,j}}} \frac{h_{ij}}{w_{ij}} = \\ &= \frac{3}{\pi^2} \cdot \frac{1}{\text{card } \mathcal{O}(\pi_h, \pi_v)} \sum_{\substack{(\pi_{hor}, \pi_{vert}) \\ \text{in } \mathcal{O}(\pi_h, \pi_v)}} \sum_{\substack{\text{cycles } c_i \\ \text{in } \pi_{hor}}} \frac{1}{\text{length of } c_i} \end{aligned}$$

Note that the subset of *noncommuting* pairs of permutations (π_{hor}, π_{vert}) in $\mathfrak{S}_N \times \mathfrak{S}_N$ is invariant under the action (B.1) of \mathfrak{S}_N , and this action does not have fixed points in this subset. Hence, when the surface $S(\pi_h, \pi_v)$ has genus at least two, the projection of the T, R -orbit of (π_h, π_v) in $\mathfrak{S}_N \times \mathfrak{S}_N$ to the orbit $\mathcal{O}(\pi_h, \pi_v)$ in the set of equivalence classes is a $(N!)$ -to-one map. Since the collection of lengths of the cycles of a permutation does not change under the conjugation, we can rewrite the expression for the Siegel–Veech constant in terms of the T, S -orbit:

$$(B.2) \quad c_{area}(\mathcal{M}_1) = \frac{3}{\pi^2} \cdot \frac{1}{\text{card}(T, R\text{-orbit of } (\pi_h, \pi_v))} \sum_{\substack{(\pi_{hor}, \pi_{vert}) \\ \text{in the} \\ T, R\text{-orbit}}} \sum_{\substack{\text{cycles } c_i \\ \text{in } \pi_{hor}}} \frac{1}{\text{length of } c_i}$$

B.2. Non varying phenomenon. By Corollaries 1 and 2, the Siegel–Veech constant of any arithmetic Teichmüller disc in a hyperelliptic locus depends only on the ambient locus. Being formulated in terms of equation (B.2) this statement becomes by far more intriguing. For example, Corollary 2 implies the following statements about pairs of permutations.

Corollary 2'. *Consider permutations $\pi_h, \pi_v \in \mathfrak{S}_N$ such that π_h, π_v do not have nontrivial common invariant subsets in $\{1, \dots, N\}$.*

If the commutator $[\pi_h, \pi_v]$ has a single cycle of length three and all other cycles have lengths one, then

$$\frac{1}{\text{card}(T, R\text{-orbit of } (\pi_h, \pi_v))} \sum_{\substack{(\pi_{hor}, \pi_{vert}) \\ \text{in the} \\ T, R\text{-orbit}}} \sum_{\substack{\text{cycles } c_i \\ \text{in } \pi_{hor}}} \frac{1}{\text{length of } c_i} = \frac{10}{9}$$

Here by a “ T, R -orbit of (π_h, π_v) ” we mean the minimal subset in $\mathfrak{S}_N \times \mathfrak{S}_N$ containing (π_h, π_v) and invariant under the operations T and R .

If the commutator $[\pi_h, \pi_v]$ has exactly two cycles of length two and all other cycles have lengths one, then

$$\frac{1}{\text{card}(T, R\text{-orbit of } (\pi_h, \pi_v))} \sum_{\substack{(\pi_{hor}, \pi_{vert}) \\ \text{in the} \\ T, R\text{-orbit}}} \sum_{\substack{\text{cycles } c_i \\ \text{in } \pi_{hor}}} \frac{1}{\text{length of } c_i} = \frac{5}{4}$$

In other words, when the commutator has a single nontrivial cycle of length three, or only two nontrivial cycles of length two, the average inverse length of a cycle over all cycles of all permutations in a T, R -orbit does not depend neither on N nor on a specific T, R -orbit for a given N .

Experimenting with orbits of square-tiled surfaces, the authors have observed the same phenomenon in further strata in small genera. For example, in genus three the Siegel–Veech constant of arithmetic Teichmüller discs did not vary for discs in all strata except the principal one, $\mathcal{H}(1, 1, 1, 1)$.

Of course, this nonvarying phenomenon was initially checked only for orbits of size sufficiently small to be treated by a computer (of cardinality below 10^6). However, we have conjectured that it would be valid for all orbits in a certain list of connected components of the strata in genera 3, 4, 5.

An explanation and a proof of this nonvarying phenomenon was finally recently found by D. Chen and M. Möller [ChMö] almost a decade after it was conjectured.

B.3. Global average. Finally, one can use the interpretation (B.2) of the Siegel–Veech constant of an arithmetic Teichmüller disc to state the following statement, where the operations T and R are not present anymore.

Definition 5. A pair (π_h, π_v) of permutations in \mathfrak{S}_N has *type* (m_1, \dots, m_n) if π_h, π_v do not have nontrivial common invariant subsets in $\{1, \dots, N\}$ and if the length spectrum of decomposition into cycles of the commutator $[\pi_{hor}, \pi_{vert}]$ satisfies

$$\begin{aligned} \{m_1 + 1, \dots, m_n + 1\} &= \\ &= \{\text{Lengths of cycles of } [\pi_{hor}, \pi_{vert}], \text{ which are longer than } 1\}. \end{aligned}$$

Proposition B.1. *For any connected stratum $\mathcal{H}(m_1, \dots, m_n)$ the limit below exists and is equal to the normalized Siegel–Veech constant:*

$$\lim_{N \rightarrow \infty} \sum_{k=1}^N \sum_{\substack{(\pi_{hor}, \pi_{vert}) \\ \text{of type} \\ (m_1, \dots, m_n) \\ \text{in } \mathfrak{S}_k \times \mathfrak{S}_k}} \sum_{\substack{\text{cycles } c_i \\ \text{in } \pi_{hor}}} \frac{1}{\text{length of } c_i} = \frac{\pi^2}{3} \cdot c_{area}(\mathcal{H}(m_1, \dots, m_n))$$

Proof. This is essentially the content of [Ch1, Appendix A]. \square

Acknowledgments. We are extremely grateful to A. Kokotov for clarifying to us several confusions related to normalization of the flat Laplacian and to K. Rafi who has carefully read a preliminary version of this text, has made several important remarks and has given some helpful advice. We thank D. Korotkin for suggesting us an idea of the alternative proof of Theorem 5. We highly appreciate important discussions with G. Forni, with H. Masur, with M. Möller and with A. Wright. We express our special thanks to G. Forni, to P. Hubert, and to M. Möller for the lists of misprints and bugs which they communicated to us after reading a draft of this paper.

The authors are grateful to HIM, IHES, MPIM and to Universities of Chicago and of Rennes 1 for hospitality while preparation of this paper.

REFERENCES

- [AEZ] J. Athreya, A. Eskin, A. Zorich, Rectangular billiards and volumes of spaces of quadratic differentials, in eternal progress.
- [AvVi] A. Avila, M. Viana, Simplicity of Lyapunov spectra: proof of the Zorich–Kontsevich conjecture, *Acta Math.*, **198**, No. 1, (2007), 1–56.
- [Ba1] M. Bainbridge, Euler Characteristics of Teichmüller Curves in Genus Two, *Geom. Topol.*, **11** (2007), 1887–2073.
- [Ba2] M. Bainbridge, Billiards in L-shaped tables with barriers, *GAFa*, **20** (2010), no. 2, 299–356; **20** (2010), no. 5, 1306.
- [BeKn] A. A. Belavin, V. G. Knizhnik, Algebraic geometry and the geometry of quantum strings, *Phys.Lett. B*, **168** (1986), 201–206.
- [BiBo] J.-M. Bismut, J.-B. Bost, Fibrés déterminants, métriques de Quillen et dégénérescence des courbes, *Acta Math.*, **165** (1990), 1–103.
- [BGS1] J.-M. Bismut, H. Gillet, C. Soulé, Analytic torsion and holomorphic determinant bundles. I. Bott–Chern forms and analytic torsion., *Comm. Math. Phys.*, **115** (1988), 49–78.
- [BGS2] J.-M. Bismut, H. Gillet, C. Soulé, Analytic torsion and holomorphic determinant bundles. II. Direct images and Bott–Chern forms, *Comm. Math. Phys.*, **115** (1988), 79–126.
- [BGS3] J.-M. Bismut, H. Gillet, C. Soulé, Analytic torsion and holomorphic determinant bundles. III. Quillen metrics and holomorphic determinants, *Comm. Math. Phys.*, **115** (1988), 301–351.
- [BwMö] I. Bouw, M. Möller, Teichmüller curves, triangle groups, and Lyapunov exponents, *Annals of Math.*, (2) **172** (2010), no. 1, 139–185.
- [Be] L. Bers, Spaces of degenerating Riemann surfaces. “Discontinuous groups and Riemann surfaces” (Proc. Conf., Univ. Maryland, College Park, Md., 1973), pp. 43–55. *Ann. of Math. Studies*, No. **79**, Princeton Univ. Press, Princeton, N.J., 1974.
- [CW] K. Catta, K. Wortman. On unipotent flows in $\mathcal{H}(1, 1)$. *Ergodic Theory and Dynamical Systems*, **30** (2010), no. 2, 379–398.
- [Ch1] D. Chen, Square-tiled surfaces and rigid curves on moduli spaces, *Adv. Math.* **228** (2011), no. 2, 1135–1162.
- [Ch2] D. Chen, Covers of elliptic curves and the moduli space of stable curves, *J. Reine Angew. Math.*, **649** (2010), 167–205.

- [ChMö] D. Chen, M. Möller, Non-varying sums of Lyapunov exponents of Abelian differentials in low genus, [arXiv:1104.3932](#) (2011).
- [EKZ] A. Eskin, M. Kontsevich, A. Zorich, Lyapunov spectrum of square-tiled cyclic covers, *Journal of Modern Dynamics*, **5:2** (2011), 319–353.
- [EM] A. Eskin, H. Masur, Asymptotic formulas on flat surfaces, *Ergodic Theory and Dynamical Systems*, **21** (2) (2001), 443–478.
- [EMkMr] A. Eskin, J. Marklof, D. Morris, Unipotent flows on the space of branched covers of Veech surfaces, *Ergodic Theory and Dynam. Systems*, **26** (2006) no. 1, 129–162.
- [EMS1] A. Eskin, H. Masur, M. Schmoll, Billiards in rectangles with barriers, *Duke Math. J.*, **118** No. 3 (2003), 427–463.
- [EMZ] A. Eskin, H. Masur, A. Zorich, Moduli spaces of Abelian differentials: the principal boundary, counting problems and the Siegel–Veech constants, *Publications Mathématiques de l’IHÉS*, **97** (1) (2003), 61–179.
- [EMi] A. Eskin and M. Mirzakhani, Invariant and stationary measures for the $SL(2, \mathbb{R})$ action on moduli space, *work in progress*.
- [EMiMo] A. Eskin, M. Mirzakhani, A. Mohammadi, Isolation theorems and orbit closures for the $SL(2, \mathbb{R})$ action on moduli space, *work in progress*.
- [EO] A. Eskin, A. Okounkov, Asymptotics of number of branched coverings of a torus and volumes of moduli spaces of holomorphic differentials, *Inventiones Mathematicae* **145:1** (2001), 59–104.
- [EOP] A. Eskin, A. Okounkov, R. Pandharipande, The theta characteristic of a branched covering, *Adv. Math.*, **217** (2008), no. 3, 873–888.
- [Fay] J. Fay, Kernel Functions, Analytic Torsion, and Moduli Spaces. *Memoirs of the AMS*, **464**. AMS (1992).
- [Fo1] G. Forni, Deviation of ergodic averages for area-preserving flows on surfaces of higher genus, *Annals of Math.*, **155**, no. 1, 1–103 (2002).
- [Fo2] G. Forni, On the Lyapunov exponents of the Kontsevich–Zorich cocycle. *Handbook of dynamical systems*. Volume 1B. Editors: B. Hasselblatt and A. Katok. Elsevier, Amsterdam, 549–580, 2006.
- [F3] G. Forni, A geometric criterion for the non-uniform hyperbolicity of the Kontsevich–Zorich cocycle, *Journal of Modern Dynamics*, **5:2** (2011), 355–395.
- [FMZ1] G. Forni, C. Matheus, A. Zorich, Square-tiled cyclic covers, *Journal of Modern Dynamics*, **5:2** (2011), 285–318.
- [FMZ2] G. Forni, C. Matheus, A. Zorich, Lyapunov spectrum of invariant subbundles of the Hodge bundle, (2011), [arXiv:1112.0370](#).
- [FMZ3] G. Forni, C. Matheus, A. Zorich, Zero Lyapunov exponents of the Hodge bundle, in progress.
- [GKr] S. Grushevsky and I. Krichever, The universal Whitham hierarchy and geometry of the moduli space of pointed Riemann surfaces. *Surveys in differential geometry*. Vol. XIV. Geometry of Riemann surfaces and their moduli spaces, 111–129. Int. Press, Somerville, MA, 2009.
- [GJ] E. Gutkin and C. Judge, Affine mappings of translation surfaces: Geometry and arithmetic, *Duke Math. J.* **103**, No.2 (2000), 191–213.
- [HL] P. Hubert, S. Lelièvre, Prime arithmetic Teichmüller discs in $\mathcal{H}(2)$, *Isr. J. Math.*, **151**, 281–321 (2006).
- [HMSZ] P. Hubert, H. Masur, T. Schmidt, A. Zorich, Problems on billiards, flat surfaces and translation surfaces. Problems on mapping class groups and related topics, 233–243, *Proc. Sympos. Pure Math.*, **74**, Amer. Math. Soc., Providence, RI, 2006.
- [JL] J. Jorgenson and R. Lundelius, Continuity of relative hyperbolic spectral theory through metric degeneration, *Duke Math. J.*, **84**, No. 1 (1996), 47–81.
- [Kk1] A. Kokotov, On the asymptotics of determinant of Laplacian at the principal boundary of the principal stratum of the moduli space of Abelian differentials, [arXiv:0908.1594](#), (2009), 1–27.
- [Kk2] A. Kokotov, Euclidean polyhedral surfaces of an arbitrary genus and determinant of Laplacian, [arXiv:0906.0717](#) (2009), 1–15.
- [KkKt1] A. Kokotov and D. Korotkin, Tau-functions on spaces of Abelian and quadratic differentials and determinants of Laplacians in Strebel metrics of finite volume, Preprint MPI Leipzig **46** (2004), 1–48.

- [KkKt2] A. Kokotov and D. Korotkin, Tau-functions on spaces of Abelian differentials and higher genus generalization of Ray-Singer formula, *J. Diff. Geom.*, **82** (2009), 35–100.
- [KkKt3] A. Kokotov and D. Korotkin, Bergman tau-function: from random matrices and Frobenius manifolds to spaces of quadratic differentials, *J. Phys. A*, **39** (2006), no. 28, 8997–9013.
- [K] M. Kontsevich, Lyapunov exponents and Hodge theory. “The mathematical beauty of physics” (Saclay, 1996), (in Honor of C. Itzykson) 318–332, Adv. Ser. Math. Phys., 24, World Sci. Publishing, River Edge, NJ, 1997.
- [KZ1] M. Kontsevich and A. Zorich, Lyapunov exponents and Hodge theory, Preprint IHES M/97/13, pp. 1–16; [arXiv:hep-th/9701164](#).
- [KZ2] M. Kontsevich and A. Zorich, Connected components of the moduli spaces of Abelian differentials, *Inventiones Math.*, **153:3**, (2003), 631–678.
- [KtZg] D. Korotkin, P. Zograf, Tau function and moduli of differentials, *Math. Res. Lett.*, **18** (2011), no. 3, 447–458.
- [Kr] R. Krikorian, Déviations de moyennes ergodiques, flots de Teichmüller et cocycle de Kontsevich-Zorich (d’après Forni, Kontsevich, Zorich). Séminaire Bourbaki. Vol. 2003/2004. *Astérisque*, **299** (2005), Exp. No. 927, vii, 59–93.
- [La1] E. Lanneau, Connected components of the moduli spaces of quadratic differentials, *Ann. Sci. Éc. Norm. Supér.* (4) **41** (2008), no. 1, 1–56.
- [La2] E. Lanneau, Hyperelliptic components of the moduli spaces of quadratic differentials with prescribed singularities, *Comment. Math. Helvetici*, **79**, No. 3, (2004), 471–501.
- [LeM] A. Lenzhen, H. Masur, Criteria for the divergence of Teichmüller geodesics, *Geom. Dedicata*, **144** (2010), 191–210.
- [Lu] R. Lundelius, Asymptotics of the determinant of the laplacian on hyperbolic surfaces of finite volume, *Duke Math. J.*, **71:1** (1993), 211–242.
- [M1] H. Masur, Interval exchange transformations and measured foliations, *Ann. of Math.*, **115** (1982), 169–200.
- [M2] H. Masur, The extension of the Weil–Peterson metric to the boundary of Teichmüller space, *Duke Math. J.*, **43:3**, 623–635 (1976).
- [Mi] Y. Minsky, Harmonic maps, length, and energy in Teichmüller space, *Journal of Differential Geometry*, **35** (1992), 151–217.
- [MS] H. Masur and J. Smillie, Quadratic differentials with prescribed singularities and pseudo-Anosov diffeomorphisms, *Comment. Math. Helvetici*, **68** (1993), 289–307.
- [MZ] H. Masur and A. Zorich, Multiple saddle connections on flat surfaces and principal boundary of the moduli spaces of quadratic differentials, *Geom. Funct. Anal.*, **18** (2008), no. 3, 919–987.
- [McIT] A. McIntyre, L. Takhtajan, Holomorphic factorization of determinants of Laplacians on Riemann surfaces and a higher genus generalization of Kronecker’s first limit formula, *Geom. Funct. Anal.*, **16** (2006), no. 6, 1291–1323.
- [McM] C. McMullen, Dynamics of $SL(2, \mathbb{R})$ over moduli space in genus two, *Ann. of Math.*, **165** (2007), no. 2, 397–456.
- [Mö] M. Möller, Linear manifolds in the moduli space of one-forms, *Duke Math. J.*, **144** No. 3 (2008), 447–488.
- [Mö2] M. Möller, Shimura- and Teichmüller curves, *Journal of Modern Dynamics*, **5:1** (2011), 1–32.
- [OPS] B. Osgood, R. Phillips, and P. Sarnak, Extremals of Determinants of Laplacians, *J. Funct. Anal.*, **80** (1988), 148–211.
- [Q] D. Quillen, Determinants of Cauchy-Riemann operators over a Riemann surface, *Funct. Anal. Appl.*, **19** (1985), 31–34.
- [Pe] C. Peters, A criterion for flatness of Hodge bundles over curves and Geometric Applications, *Math. Ann.* **268** (1984), 1–20.
- [P1] A. Polyakov, Quantum geometry of Bosonic strings, *Phys. Lett. B*, **103** (1981), 207–210.
- [P2] A. Polyakov, Quantum geometry of Fermionic strings, *Phys. Lett. B*, **103** (1981), 211–213.
- [R1] K. Rafi. A characterization of short curves of a Teichmüller geodesic, *Geometry and Topology*, **9** (2005), 179–202.
- [R2] K. Rafi, Thick-thin decomposition for quadratic differentials, *Math. Res. Lett.*, **14** (2007), no. 2, 333–341.

- [S] G. Schmithüsen, Examples for Veech groups of origamis. The geometry of Riemann surfaces and abelian varieties, 193–206, *Contemp. Math.*, **397**, Amer. Math. Soc., Providence, RI, 2006.
- [Sm] J. Smillie, in preparation.
- [TZg] L. A. Takhtadzhyan, P. G. Zograf, The geometry of moduli spaces of vector bundles over a Riemann surface (Russian), *Izv. Akad. Nauk SSSR Ser. Mat.* **53** (1989), no. 4, 753–770, 911; translation in *Math. USSR-Izv.* **35** (1990), no. 1, 83–100.
- [T] R. Trevino, On the Non-Uniform Hyperbolicity of the Kontsevich-Zorich Cocycle for Quadratic Differentials, [arxiv:1010.1038v2](https://arxiv.org/abs/1010.1038v2) (2010), 1–25.
- [Vb] Ya. Vorobets, Periodic geodesics on generic translation surfaces. In: “Algebraic and Topological Dynamics”, S. Kolyada, Yu. I. Manin and T. Ward (Editors), Contemporary Math., Vol. **385**, Amer. Math. Soc., Providence, RI, 205–258 (2005)
- [V1] W. Veech, Gauss measures for transformations on the space of interval exchange maps, *Annals of Math.*, **115** (1982), 201–242.
- [V2] W. A. Veech, Siegel measures, *Annals of Math.*, **148** (1998), 895–944.
- [W1] S. Wolpert, Asymptotics of the spectrum and the Selberg zeta function on the space of Riemann surfaces, *Comm. Math. Phys.*, **112** no. 2, (1987), 283–315.
- [W2] S. Wolpert, The hyperbolic metric and the geometry of the universal curve, *J. Differential Geom.*, **31** (1990), no. 2, 417–472.
- [W3] S. Wolpert, Geometry of the Weil–Petersson completion of Teichmüller space, Surveys in differential geometry, Vol. VIII (Boston, MA, 2002), 357–393, *Surv. Differ. Geom.*, VIII, Int. Press, Somerville, MA, 2003.
- [Z1] A. Zorich, Square tiled surfaces and Teichmüller volumes of the moduli spaces of Abelian differentials. M. Burger and A. Iozzi (ed.) Rigidity in dynamics and geometry. Contributions from the programme Ergodic theory, geometric rigidity and number theory, Isaac Newton Institute for the Mathematical Sciences, Cambridge, UK, January 5–July 7, 2000. Berlin: Springer. (2002) 459–471.
- [Z2] A. Zorich, Flat surfaces. In collection “Frontiers in Number Theory, Physics and Geometry. Vol. 1: On random matrices, zeta functions and dynamical systems”; Ecole de physique des Houches, France, March 9–21 2003, P. Cartier; B. Julia; P. Moussa; P. Vanhove (Editors), Springer-Verlag, Berlin, (2006), 439–586.

DEPARTMENT OF MATHEMATICS, UNIVERSITY OF CHICAGO, CHICAGO, ILLINOIS 60637, USA,
E-mail address: eskin@math.uchicago.edu

IHES, LE BOIS MARIE, 35, ROUTE DE CHARTRES, 91440 BURES-SUR-YVETTE, FRANCE,
E-mail address: maxim@ihes.fr

IRMAR, UNIVERSITÉ RENNES-1, CAMPUS DE BEAULIEU, 35042 RENNES, CEDEX, FRANCE
E-mail address: Anton.Zorich@univ-rennes1.fr