

Towards a black body for near-field thermal radiation

S.-A. Biehs and M. Tschikin

Institut für Physik, Carl von Ossietzky Universität, D-26111 Oldenburg, Germany.

P. Ben-Abdallah

*Laboratoire Charles Fabry, Institut d'Optique, CNRS, Université Paris-Sud,
Campus Polytechnique, RD128, 91127 Palaiseau Cedex, France*

(Dated: November 12, 2018)

We study the near-field heat exchange between hyperbolic materials and demonstrate that these media are able to support broadband frustrated modes which transport heat by photon tunnelling with a high efficiency close to the theoretical limit. We predict that hyperbolic materials can be designed to be perfect thermal emitters at nanoscale and derive the near-field analog of the black-body limit.

PACS numbers: 44.40.+a;81.05.Xj

A black body is usually defined by its property of having a maximum absorptivity and therefore also a maximum emissivity by virtue of Kirchhoff's law [1]. The energy transmission between two black bodies having different temperatures obey the well-known Stefan-Boltzmann law. This law sets an upper limit for the power which can be transmitted by real materials, but it is itself a limit for the far-field only, since it takes only propagating modes into account. In terms of the energy transmission between two bodies the black body case corresponds to maximum transmission for all allowed frequencies ω and all wave vectors smaller than ω/c , where c is the vacuum light velocity. This means that all the propagating modes are perfectly transmitted across the separation gap.

In the near-field regime, i.e., for distances smaller than the thermal wavelength $\lambda_{\text{th}} = \hbar c/k_{\text{B}}T$ ($2\pi\hbar$ is Planck's constant, k_{B} is Boltzmann's constant, and T is the temperature) the radiative heat flux is not due to the propagating modes, but it is dominated by evanescent waves [2–4] and especially surface polaritons as confirmed by recent experiments [5–11]. The common paradigm is that the largest heat flux can be achieved when the materials support surface polaritons which will give a resonant energy transfer restricted to a small frequency band around the surface mode resonance frequency [3, 4, 12, 13]. Many researchers have tried to find materials enhancing the nanoscale heat flux due to the contribution of the coupled surface modes by using layered materials [14, 15], doped silicon [16, 17], metamaterials [18–20], phase-change materials [21] and recently graphene [22].

In the present work the aim is twofold: (i) We show, that materials supporting a broad band of evanescent frustrated modes can outperform the heat flux due to surface modes. This provides new possibilities for designing materials giving large nanoscale heat fluxes which could be used for thermal management at the nanoscale for instance. (ii) We derive a general limit for the heat flux carried by the frustrated modes and show that it

is, in fact, the near-field analog of the usual black body limit. For the evanescent modes a near field analog of a black body can be defined in the sense that the energy transmission coefficient must be equal to one for all frequencies and all wave vectors larger than ω/c .

With today's nanofabrication techniques it is possible to manufacture artificial materials such as photonic band gap materials and metamaterials which exhibit very unusual material properties like negative refraction [23]. Due to such properties they are considered as good candidates for perfect lensing [24, 25], for repulsive Casimir forces [26–29] and enhanced or tunable radiative heat flux at the nanoscale [18–20, 30–32] to mention a few.

There exists a class of uniaxial metamaterials for which the permittivity and permeability tensor elements are not all of the same sign [33]. In particular, for such materials the dispersion relation for the solutions of Helmholtz's equation inside the material is not an ellipsoid as for normal uniaxial materials [34] but a hyperboloid [35]. For this reason such materials are also called hyperbolic materials. These materials have already been considered for super-resolution imaging [36] and enhanced thermal conductivity inside the material itself [37] for instance. Here we focus on the heat flux between two bodies consisting of hyperbolic materials showing that these materials can be used to realize a black body at the nanoscale.

The nanoscale heat flux Φ between two semi-infinite materials separated by a vacuum gap of thickness d having the temperatures $T + \Delta T$ and T can be written in terms of the quantum of thermal conductance $\pi^2 k_{\text{B}}^2 T/3h$ [38] and the sum over all transversal modes as [39]

$$\Phi = \frac{\pi^2 k_{\text{B}}^2 T}{3h} \left[\sum_{j=s,p} \int \frac{d^2\kappa}{(2\pi)^2} \bar{\mathcal{T}}_j \right] \Delta T \quad (1)$$

where $\kappa = (k_x, k_y)^t$ is the lateral wave vector. The mean

transmission coefficient introduced here is defined as

$$\bar{\mathcal{T}}_j = \frac{\int du u^2 e^u (e^u - 1)^{-2} \mathcal{T}_j(u, \kappa)}{\int du u^2 e^u (e^u - 1)^{-2}} \quad (2)$$

where $u = \hbar\omega/k_B T$ is a rescaled frequency or energy and $\mathcal{T}_j(\omega, \kappa)$ is the energy transmission coefficient for s- and p-polarized modes in (ω, κ) space. For isotropic and anisotropic semi-infinite materials the explicit expression of this energy transmission coefficient is known and can be found in Refs. [2, 40, 41].

From Eq. (1) it is obvious that the heat flux Φ can be increased on the one hand by increasing the mean transmission coefficient for a transversal mode with a given κ or by increasing the number of modes contributing significantly to the heat flux on the other. As discussed in Refs. [4, 39], the number of propagating modes contributing to the heat flux is limited due to the fact that the dispersion relation of these modes $\kappa^2 + k_{z0}^2 = \omega^2/c^2$ restricts for a fixed frequency the modes to a circle $\kappa \leq \omega/c$. For dielectric materials the frustrated internal reflection modes [42] which can also contribute to the heat flux for distances $d < \lambda_{\text{th}}$ the dispersion relation reads $\kappa^2 + k_{z1}^2 = \epsilon\omega^2/c^2$ so that in this case the contributing modes are for a fixed frequency restricted to a circle $\kappa < \sqrt{\epsilon}\omega/c$.

in presence of surface resonant modes such as surface phonon polaritons

It is known that in presence of surface resonant modes such as surface phonon polaritons [43, 44] in the infrared the heat flux at nanoscale can be increased by several orders of magnitude [12, 13] (see Fig. 1). In terms of the mean transmission coefficient $\bar{\mathcal{T}}_j$ it can be shown [39] that the transmission of these modes is very small (less than one percent, see Fig. 3 of Ref. [39]), but the contributing modes are for very small distances restricted to $\kappa < \log[2/\text{Im}(\epsilon)]/2d$. First, this means that the number of contributing modes goes like $1/d^2$ for very small distances so at very small distances the surface phonon polariton contribution to the heat flux becomes larger than the contribution of the frustrated total internal reflection modes. Therefore the surface phonon polaritons provide the dominant heat flux channel at the nanoscale despite the fact that their transmission coefficient is rather small [39]. Second, the upper limit of the wave vectors κ for the contributing modes also depends on the intrinsic losses [39, 45] of the material. Note, that there is a fundamental limit restricting κ to $\kappa < \pi/a$ where a is for polar materials given by the lattice constant so that there is also a definitive limit for the nanoscale heat flux [46, 47].

Now we are in a position to discuss the heat flux for hyperbolic materials. Such materials are a special class of anisotropic uniaxial materials. The dispersion relation for extraordinary waves in uniaxial materials with

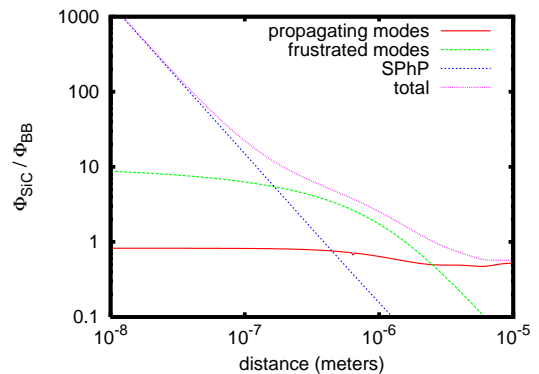


Figure 1: Heat flux Φ from Eq. (1) between two semi-infinite SiC bodies over distance normalized to the black body value Φ_{BB} for temperature $T = 300$ K and $\Delta T = 1$ K. The plot also shows the contribution of the propagating and frustrated modes and the surface phonon polaritons (SPhP).

an optical axis normal to the surface reads [34]

$$\frac{\kappa^2}{\epsilon_{\perp}} + \frac{k_{z1}^2}{\epsilon_{\parallel}} = \frac{\omega^2}{c^2} \quad (3)$$

where ϵ_{\perp} and ϵ_{\parallel} are the permittivity perpendicular and parallel to the surface, respectively, having an opposite sign [33]. Hence, the dispersion relation describes not an ellipse in the (κ, k_z) plane but a hyperbolic function as illustrated in Fig. 2(b). This means that in principle without losses there is no upper bound for the κ which can fulfill the dispersion relation (3). In the following we will call such modes hyperbolic modes (HM). If we consider the nanoscale heat flux for such materials then the number of contributing modes is only restricted by the intrinsic cutoff in the energy transmission coefficient which is $\mathcal{T}_j(\omega, \kappa) \propto \exp(-2\kappa d)$ for $\kappa \gg \omega/c$ (see Eq. (6)). It follows that the heat flux due to the HM scales for small distances like $1/d^2$ as the contribution of the surface phonon polaritons. When $\epsilon_{\parallel} > 0$ and $\epsilon_{\perp} < 0$ ($\epsilon_{\parallel} < 0$ and $\epsilon_{\perp} > 0$) the HM are propagating inside the hyperbolic material for $\kappa > \omega/c$ ($\kappa > \epsilon_{\perp}\omega/c$). But both kinds of HM are evanescent inside the vacuum region, i.e., for small distances $d \ll \lambda_{\text{th}}$ they are a special kind of frustrated internal reflection modes. As for usual frustrated modes we can expect a large mean transmission coefficient for the HM up to $\kappa \approx 1/2d$ if they exist in a broad frequency band. Since the mean transmission coefficient for the surface phonon polaritons was found to be very small, because these modes are restricted to a small frequency band around the surface mode frequency, we can expect to have a heat flux due to the HM larger than that of the coupled surface phonon polaritons.

In order to see whether our expectation is true, we consider a simple example of a uniaxial material which is given by periodically positioned nanowires [48] of SiC as sketched in Fig. 2(a). In the long wave-length limit [40]

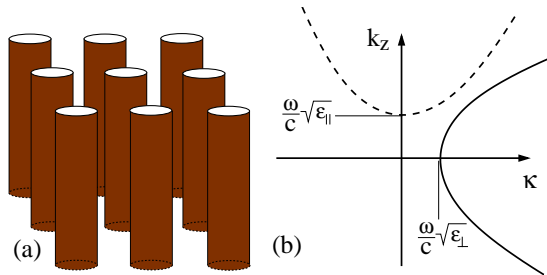


Figure 2: (a) Sketch of a hyperbolic material consisting of a periodical array of nanowires. (b) Hyperbolic dispersion relation in such materials for a fixed frequency. The solid line corresponds to $\epsilon_{\parallel} < 0, \epsilon_{\perp} > 0$ and the dashed line to $\epsilon_{\parallel} > 0, \epsilon_{\perp} < 0$.

we can describe the effective material properties by the Maxwell-Garnett expressions [49]

$$\epsilon_{\parallel} = \frac{\epsilon(\omega)(1+f) + (1-f)}{\epsilon(\omega)(1-f) + (1+f)}, \quad (4)$$

$$\epsilon_{\perp} = (1-f) + \epsilon(\omega)f, \quad (5)$$

Here f is the volume filling fraction of the SiC wires and $\epsilon(\omega)$ is the permittivity of SiC [44]. As pointed out in Ref. [40] the effective medium theory is limited to distances $d > a/\pi$, where a is the lattice constant of the nanowires. For smaller distances a nonlocal model for the permittivity would be necessary.

Since the optical axis of the considered material is perpendicular to the surface the s- and p-polarized modes decouple and we have only extraordinary waves for p polarization [34]. Then the energy transmission coefficient \mathcal{T}_j for two identical halfspaces which enters into Eq. (2) reads [40]

$$\mathcal{T}_j(\omega, \kappa; d) = \begin{cases} (1 - |r_j|^2)^2 / |D_j|^2, & \kappa < \omega/c \\ 4[\text{Im}(r_j)]^2 e^{-2|k_{z0}d|} / |D_j|^2, & \kappa > \omega/c \end{cases} \quad (6)$$

for $j = \{s, p\}$ where $D_j = 1 - r_j^2 e^{2ik_{z0}d}$ is the Fabry-Pérot like denominator, $k_{z0} = \sqrt{\omega^2/c^2 - \kappa^2}$, and

$$r_s(\omega, \kappa) = \frac{k_{z0} - k_s}{k_{z0} + k_s} \quad \text{and} \quad r_p(\omega, \kappa) = \frac{\epsilon_{\parallel} k_{z0} - k_p}{\epsilon_{\parallel} k_{z0} + k_p} \quad (7)$$

introducing $k_s = \sqrt{\epsilon_{\parallel}\omega^2/c^2 - \kappa^2}$ and $k_p = k_{z1} = \sqrt{\epsilon_{\perp}\omega^2/c^2 - \epsilon_{\parallel}\kappa^2}$. From the expression for the reflection coefficients it becomes obvious that only the extraordinary waves represented by r_p are sensitive to ϵ_{\perp} and ϵ_{\parallel} . Hence only the p-polarized part can support HM because here we are just considering non magnetic materials. For magnetic materials also the s-polarized part can support HM.

In Fig. 3(a) we plot $\text{Re}(\epsilon_{\parallel})$ and $\text{Re}(\epsilon_{\perp})$ in a frequency range around the transversal and longitudinal phonon frequency of SiC ($\omega_T = 1.495 \cdot 10^{14}$ rad/s and

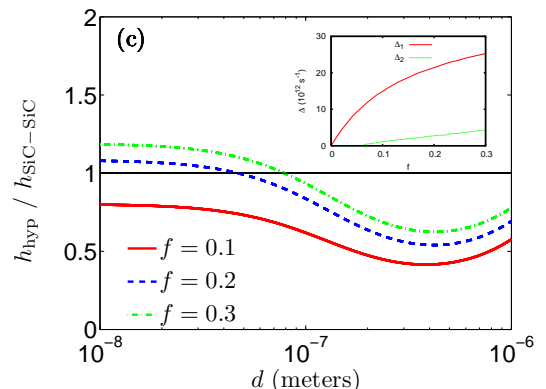
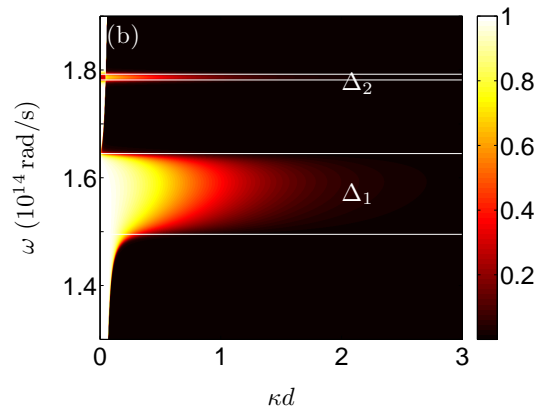
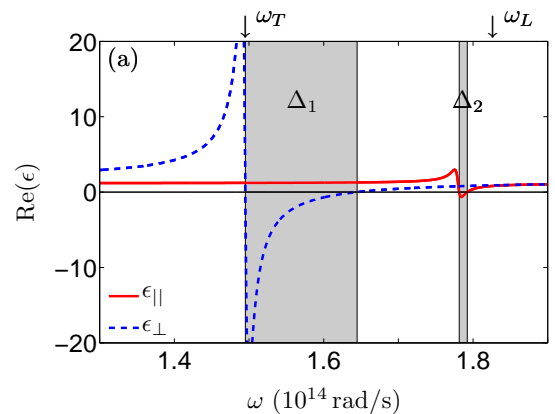


Figure 3: (a) Real part of ϵ_{\parallel} and ϵ_{\perp} defined in Eqs. (4) and (5) with $f = 0.1$. The two gray areas mark the frequency region Δ_1 and Δ_2 where both permittivities have different signs, i.e., where the modes fulfill a hyperbolic dispersion relation. (b) Transmission coefficient $\mathcal{T}_p(\omega, \kappa)$ choosing $d = 100$ nm for the same frequency region and the same volume filling fraction showing high transmission for regions Δ_1 and Δ_2 . (c) Heat transfer coefficient for two hyperbolic materials with $f = 0.1, 0.2, 0.3$ normalized to the value for two flat SiC half spaces ($T = 300$ K). Inset: Δ_1 and Δ_2 over f .

$\omega_L = 1.827 \cdot 10^{14}$ rad/s) using $f = 0.1$. The regions Δ_1 and Δ_2 where the permittivities have different signs are highlighted. Within these frequency bands we have HM. In Fig. 3(b) it can be seen that the transmission coefficient $\mathcal{T}_p(\omega, \kappa)$ is close to one for these modes up to $\kappa d \approx 1/2$. Furthermore, we observe in Fig. 3(b) that

for the chosen parameters we have no coupled surface phonon polaritons in our hyperbolic material so that the heat flux is only due to the usual frustrated modes and the HM. It can be shown that for filling factors $f < 1/3$ there are no surface modes in our structure regardless of the material used for the nanowires.

By increasing the filling factor in our structure the two regions Δ_1 and Δ_2 supporting HM get broader (see inset of Fig. 3(c)) resulting in larger heat fluxes in the small distance regime around $d = 100$ nm. It can be seen in Fig. 3(c) that in this distance regime the heat flux due to HM can be larger than that by surface phonon polaritons for two SiC media. This makes clear that the goal for designing a hyperbolic material with elevated heat fluxes is to make the bands for HM as broad as possible. This can be done by changing the constituents of the hyperbolic material and by considering different geometries like for example different nanowire structures or nanolayered materials. But there is a general limit for the heat fluxes which can be achieved by such materials.

Now we derive the general theoretical limit for the heat flux due to HM. That means we will start with the general expression for the heat flux in Eq. (1) using the reflection coefficients in Eqs. (7) without assuming a special realization of the hyperbolic material as the example of the nanowired material. The only assumptions made are that we have a uni-axial local medium with its optical axis parallel to the surface normal. Before we start, we remind the reader that the usual black body limit can be obtained from Eq. (1) by considering the limits $\text{Re}(\epsilon_{\perp}), \text{Re}(\epsilon_{\parallel}) \rightarrow 1$ and $\text{Im}(\epsilon_{\perp}), \text{Im}(\epsilon_{\parallel}) \rightarrow 0$ for all frequencies. Then the $r_p \rightarrow 0$ and therefore $\mathcal{T}_p \rightarrow 1$ for $\kappa < \omega/c$ and $\mathcal{T}_p \rightarrow 0$ for $\kappa > \omega/c$.

With a similar reasoning we will now derive the theoretical limit for near-field radiation by the HM. For convenience, we consider only the case $\text{Re}(\epsilon_{\parallel}) > 0$ and $\text{Re}(\epsilon_{\perp}) < 0$. Let us first again assume that $\text{Im}(\epsilon_{\perp}), \text{Im}(\epsilon_{\parallel}) \rightarrow 0$ for all frequencies then we can recast the reflection coefficient for p-polarized waves as

$$r_p = \frac{ai - 1}{ai + 1} \quad (8)$$

where we have introduced the symbol $a = \sqrt{\epsilon_{\parallel}|\epsilon_{\perp}|}\gamma/\gamma_{\perp}$ with $\gamma^2 = \kappa^2 - \omega^2/c^2$ and $\gamma_{\perp}^2 = |\epsilon_{\perp}|\omega^2/c^2 + \kappa^2$. Since we consider only the frustrated total internal reflection modes ($\kappa > \omega/c$) a is a real number. Hence, as can be expected for total internal reflection modes we have $|r_p|^2 = 1$. That means one can express the reflection coefficient as $r_p = \exp(i\varphi)$ with $\tan(\varphi) = \text{Im}(r_p)/\text{Re}(r_p)$. Plugging this reflection coefficient into the transmission coefficient for the evanescent modes in Eq. (6) we find that $\mathcal{T}_p = 1$ for $|k_{z0}|d \ll 1$. On the other hand for $|k_{z0}|d \gg 1$ we find that \mathcal{T}_p has a maximum for $r_p = \pm i$. It follows from Eq. (8) that the condition for having perfect transmission is $a^2 = 1$ which translates in the quasi-static regime ($\kappa \gg \omega/c$) into $\epsilon_{\parallel}|\epsilon_{\perp}| = 1$.

Finally, we can derive the maximum heat flux due to the frustrated HM by plugging $r_p = \pm i$ into the expression for the transmission coefficient in Eq. (6) and evaluating Eq. (1) for the heat flux. Then, we find a maximum heat transfer coefficient ($\Phi = h\Delta T$) of

$$h_{\text{max,p}} = \frac{1}{\pi d^2} \left(\frac{\pi^2 k_B^2 T}{3h} \right) \frac{\ln(2)}{2}. \quad (9)$$

This expression constitutes the black body limit for the near-field radiation by HM, since it is due to perfect transmission ($\mathcal{T}_p = 1$ for $\omega/c < \kappa \ll 1/(2d)$) by photon tunneling. Note, that this limit is by a factor $\ln(2)/2$ smaller than the upper limit found in Ref. [50], which was derived by making an assumption on the cutoff in the κ integration and is therefore ambiguous.

Let us now compare the upper limit in Eq. (9) with known results. For $T = 300$ K the heat transfer coefficient for a black body is about $6.1 \text{ Wm}^{-2}\text{K}^{-1}$. According to Eq. (9), its near-field counterpart ($h_{\text{max,p}} \approx 3.3 \cdot 10^5 \text{ Wm}^{-2}\text{K}^{-1}$) is about $5.4 \cdot 10^4$ times larger at $d = 10$ nm. For the same distance the heat transfer coefficient between two gold plates is about $1157 \text{ Wm}^{-2}\text{K}^{-1}$ and between two SiC plates one gets $9200 \text{ Wm}^{-2}\text{K}^{-1}$. Hence $h_{\text{max,p}}$ is by a factor of about 285 or 36 larger, resp. Finally, we compare the limit for the heat transfer coefficient due to photon tunneling of HM from Eq. (9) with a numerically found upper limit for Drude materials for the heat transfer coefficient due to the coupling of surface plasmon polaritons (see parameter set A in Ref. [51]) which is about $3 \cdot 10^4$ times the black body value at $d = 10$ nm. That means the limit in Eq. (9) is by a factor 5/3 larger than the value one can get by tuning surface mode resonances. Hence, the design of hyperbolic materials constitutes a new way for an efficient enhancement of the nanoscale heat flux.

In conclusion, we have studied the near-field heat transfer between hyperbolic materials and we have shown with a simple example that the broadband spectrum of frustrated modes supported by these media allows us to get heat fluxes which are larger than the heat flux due to narrow-band coupled surface polariton modes. We have derived a theoretical limit of the heat flux due to hyperbolic modes and demonstrated that it constitutes the near-field analog of the black-body limit. This opens up new possibilities to achieve large heat fluxes at the nanoscale by the design of hyperbolic materials.

-
- [1] M. Planck, *The theory of heat radiation*, (Forgotten Books, Leipzig, 2010).
 - [2] D. Polder and M. Van Hove, Phys. Rev. B **4** 3303 (1971).
 - [3] K. Joulain, J.-P. Mulet, F. Marquier, R. Carminati, and J.-J. Greffet, Surf. Sci. Rep. **57**, 59-112 (2005).
 - [4] A. I. Volokitin and B. N. J. Persson, Rev. Mod. Phys. **79**, 1291 (2007).

- [5] A. Kittel, W. Müller-Hirsch, J. Parisi, S.A. Biehs, D. Reddig, and M. Holthaus, Phys. Rev. Lett. **95**, 224301 (2005).
- [6] U. F. Wischnath, J. Welker, M. Munzel and A. Kittel, Rev. Sci. Instrum. **79**, 073708 (2008).
- [7] L. Hu, A. Narayanaswamy, X. Chen, and G. Chen, Appl. Phys. Lett. **92**, 133106 (2008).
- [8] A. Narayanaswamy, S. Shen, and G. Chen, Phys. Rev. B **78**, 115303 (2008).
- [9] S. Shen, A. Narayanaswamy, and G. Chen, Nano Lett. **9**, 2909 (2009).
- [10] E. Rousseau, A. Siria, G. Jourdan, S. Volz, F. Comin, J. Chevrier and J.-J. Greffet, Nature Photonics **3**, 514 (2009).
- [11] R. S. Ottens, V. Quetschke, S. Wise, A. A. Alemi, R. Lundock, G. Mueller, D. H. Reitze, D. B. Tanner, B. F. Whiting, Phys. Rev. Lett. **107**, 014301 (2011).
- [12] J.-P. Mulet, K. Joulain, R. Carminati, and J.-J. Greffet, Microscale Thermophysical Engineering **6**, 209 (2002).
- [13] J.-P. Mulet, K. Joulain, R. Carminati, and J.-J. Greffet, Appl. Phys. Lett. **78**, 2931 (2001).
- [14] S.-A. Biehs, Eur. Phys. J. B **58**, 423-431 (2007).
- [15] P. Ben-Abdallah, Karl Joulain, J. Drevillon, and G. Domingues, J. Appl. Phys. **106**, 044306 (2009).
- [16] C.J. Fu and Z. M. Zhang, Int. J. Heat Mass Transfer **49**, 1703 (2006).
- [17] E. Rousseau, M. Laroche, and J.-J. Greffet, Appl. Phys. Lett. **95**, 231913 (2009).
- [18] K. Joulain, J. Drevillon, and P. Ben-Abdallah, Phys. Rev. B **81**, 165119 (2010).
- [19] Z. Zheng and Y. Xuan, Chin. Sci. Bull. **56**, 2312 (2011).
- [20] M. Francoeur, S. Basu, and S. J. Petersen, Opt. Expr. **19**, 18774 (2011).
- [21] P. J. van Zwol, K. Joulain, P. Ben-Abdallah, and J. Chevrier, Phys. Rev. B **84**, 161413 (2011).
- [22] V. B. Svetovoy, P. J. van Zwol, J. Chevrier, arXiv:1201.1824v1.
- [23] J. B. Pendry, Contemp. Phys. **45**, 191 (2004).
- [24] J. B. Pendry, Phys. Rev. Lett. **85**, 3966 (2000).
- [25] I. A. Larkin and M. I. Stockman, Nano Lett. **5**, 339 (2005).
- [26] C. Henkel and K. Joulain, Eur. Phys. Lett. **72**, 929 (2005).
- [27] U. Leonhardt and T. G. Philbin, New. J. Phys. **9**, 254 (2007).
- [28] F. S. S. Rosa, D. A. R. Dalvit, and P. W. Milonni, Phys. Rev. Lett. **100**, 183602 (2008).
- [29] F. S. S. Rosa, D. A. R. Dalvit, and P. W. Milonni, Phys. Rev. A **78**, 032117 (2008).
- [30] W. T. Lau, J.-T. Shen, G. Veronis, S. Fan, and P. V. Braun, Appl. Phys. Lett. **92**, 103106 (2008).
- [31] W. T. Lau, J.-T. Shen, S. Fan, Phys. Rev. B **80**, 155135 (2009).
- [32] A. W. Rodriguez, O. Ilic, P. Bermel, I. Celanovic, J. D. Joannopoulos, M. Soljacic, and S. G. Johnson, Phys. Rev. Lett. **107**, 114302 (2011).
- [33] D. R. Smith and D. Schurig, Phys. Rev. Lett. **90**, 077405 (2003).
- [34] P. Yeh, *Optical waves in layered media*, (Wiley, New York, 1988).
- [35] D. R. Smith, P. Kolinko, and D. Schurig, J. Opt. Soc. B **21**, 1032 (2004).
- [36] Z. Jacob, L. V. Alekseyev, and E. Narimanov, Opt. Expr. **14**, 8247 (2006).
- [37] E. E. Narimanov and I. I. Smolyaninov, arXiv:1109.5444v1.
- [38] J. B. Pendry, J. Phys. A: Math. Gen. **16**, 2161 (1983).
- [39] S.-A. Biehs, E. Rousseau, and J.-J. Greffet, Phys. Rev. Lett. **105**, 234301 (2010).
- [40] S.-A. Biehs, P. Ben-Abdallah, F. S. S. Rosa, K. Joulain, and J.-J. Greffet, Opt. Expr. **19**, A1088-A1103 (2011).
- [41] S.-A. Biehs, P. Ben-Abdallah, and F. S. S. Rosa, Appl. Phys. Lett. **98**, 243102 (2011).
- [42] E. G. Cravalho, C. L. Tien, and R. P. Caren, J. Heat Transfer **89**, 351 (1967).
- [43] K. L. Kliewer and R. Fuchs, Adv. Chem. Phys. **27**, 355 (1974).
- [44] A. V. Shchegrov, K. Joulain, R. Carminati, and J.-J. Greffet, Phys. Rev. Lett. **85**, 1548 (2000).
- [45] J. B. Pendry (1999), J. Phys.: Condens. Mat. **11**, 6621 (1999).
- [46] A. I. Volokitin and B. N. J. Persson, Phys. Rev. B **69**, 045417 (2004).
- [47] S. Basu and Z. Zhang, J. Appl. Phys. **105**, 093535 (2009).
- [48] see for instance: J. Yao, Z. Liu, Y. Liu, Y. Wang, C. Sun, G. Bartal, A. M. Stacy, and X. Zhang **321**, 930 (2008).
- [49] J. J. Saarinen, S. M. Weiss, P. M. Fauchet, and J. E. Sipe, J. Appl. Phys. **104**, 013103 (2008).
- [50] P. Ben-Abdallah and K. Joulain, Phys. Rev. B **82**, 121419(R) (2010).
- [51] X. J. Wang, S. Basu, and Z. M. Zhang, J. Phys. D: Appl. Phys. **42**, 245403 (2009).