

Competition and Regulation in Wireless Services Markets

Omer Korcak² and George Iosifidis¹

¹Dep. of Computer and Communications Eng., Univ. of Thessaly, Volos, and
CERTH Hellas,

²Technical University of Berlin, Deutsche Telekom Laboratories

Abstract

.... of the proposed mechanism.

Index Terms: Spectrum, Evolutionary Game Theory, Pricing, Regulation, Resource Allocation, Mechanism Design.

I. INTRODUCTION

A. *Motivation*

Consider a city where 3 commercial providers (companies) and one municipal provider offer to the citizens (users) WiFi Internet access. The companies charge for their services and offer better rates than the municipal WiFi service which however is given gratis. Users with high needs will select one of the companies. However, if they are charged with very high prices or experience poor service rates, a portion of them will be dissatisfied and migrate to the municipal network. In this scenario, the state, through the municipal provider, is able to increase the competition at the WiFi market and induce the commercial providers to offer better and cheaper services. In a different example, consider the mobile cell phone market in a country where few service providers

serve many users. In this case, the state cannot intervene directly in the market by providing similar services. However, it can implicitly affect the competition among the operators and their interaction with the users, by determining - for example - the maximum amount of spectrum each operator can acquire. These two examples are related to a well known result of many recent studies: the unregulated competition of operators in a communication network, may yield inefficient allocation of the network resources for the users, [18] or reduced and unfair revenue sharing for the operators (providers), [19].

Inevitably, this conclusion prompts many questions: When should a regulator intervene in such a market? What are the possible regulation methods and what is the respective cost incurred by the regulator? What is the machinery through which the regulator can bias and improve the competition? How do the operators compete in a market where the users have an alternative choice/offer or - equivalently - a minimum service requirement, due to regulation? In this paper we formulate in a rigorous mathematical framework these questions and explore the possible answers. We use as a benchmark a general wireless communication services market where a group of providers, the *operators*, compete to sell their services to a common large pool of clients, the *users*. This model is valid for a variety of different settings such as a WiFi market in a city, a mobile/cell-phone market in a country or even a secondary spectrum market where primary users lease their spectrum to secondary users.

In all these cases, the objective of the operators is to select the pricing policy that maximize their profit. At the same time, the users want to identify the operator offering the service quality and respective price that will maximize their utility. In order to make our study more realistic, we adopt a macroscopic perspective and analyze the interaction of the operators and users in a large time scale, for large population of users, and under limited information. In this setting, the operators are not aware of user's specific needs and moreover they are not allowed to price discriminate and charge them different prices. Similarly, the users cannot predict in advance the exact level of service they will receive. Each operator has a total resource at his disposal (e.g. the aggregate

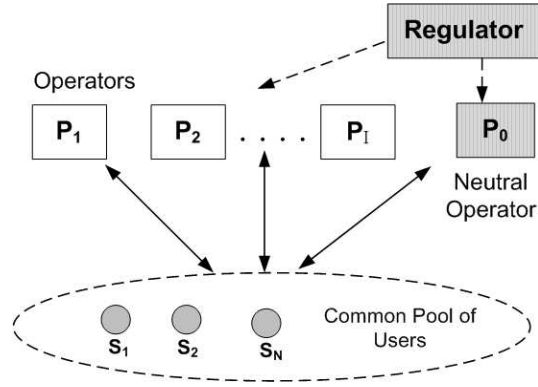


Fig. 1. The market consists of I operators (P) and N users (S). Each user is associated with one operator at each specific time slot. Every operator P_i can serve more than one users at a certain time slot. The users that fail to satisfy their minimum requirements, $U_i \leq U_0, \forall i \in \mathcal{I}$, abstain from the market and select the neutral operator P_0 .

service rate) which is on average equally allocated to his subscribers, [18], [21]. This is due the various network management and load balancing techniques that the operators employ, or because of the specific protocol that is used, [13]. Notice that in these kind of markets the operators do not provide service level agreements (SLAs) or any other type of QoS guarantees. Apparently, the decision of each user to select a specific operator affects the utility of the other users.

We model this interaction of the users as an evolutionary game, [7] the stationary point of which represents the distribution of the users among the operators. For each given set of prices set by the operators, the market of the users reaches a certain stationary point. Given this, the operators select the prices that maximize their revenue. This gives rise to a non cooperative price competition game which is proved to be a potential game. Central to our analysis is the concept or the *neutral operator* P_0 . This is introduced to model that users have the choice to abstain from the market if their minimum requirements are not satisfied by any operator, or if their alternative choice, like the municipal network in the previous example, ensures higher utility. That is, P_0 provides to the users a constant and given utility of U_0 units. The inclusion of P_0 bias the operator selection process employed by the users and hence the market dynamics. Additionally, it affects the competition among the operators since he acts as an additional player. From a modeling aspect, it allows us to capture the role of the regulator in such a market and analyze how he can intervene and align this

hierarchical market with his own objective.

B. Related Work and Contribution

The competition of sellers for attracting buyers has been studied extensively in theoretical economics, [5] and also in the context of network economics, [17], [20], [22], both for the Internet and more recently for wireless systems. In many cases, the competition results in undesirable outcome. For example, in [18] the authors consider an oligopoly communication market and show that it yields inefficient resource allocation for the users. From a different perspective it is explained in [19], that selfish pricing strategies may even be harmful for the revenue of the sellers-providers. In these cases, the strategy of each node-buyer affects the performance of the other nodes by increasing the delay of the services they receive, [18] (*effective cost*) or -equivalently- decreasing the resource the provider allocates to them, [21] (*delivered price*). This equal-resource sharing assumption represents many different access schemes and protocols (TDMA, CSMA/CA, etc), [13].

More recently, many works have studied competition of operators in wireless services markets, [21],[9], [10], [11], [23]. The users/clients can be charged either with a usage-based method, [9], or on a per-subscription basis, [10], [23]. We adopt the latter approach since it is more representative of the current employed wireless communication systems. We assume that users may migrate (churn) from one operator to the other, [23], and we use evolutionary game theory (EVGT) to model this process, [4]. This allows us to capture many realistic aspects and to analyze the interaction of very large population of users under limited information. The motivation for using EVGT in such systems is very nicely discussed in [11]. However, due to the inclusion of the *neutral operator* the user dynamics are not solely imitation-based, which is usually considered in this context, but they are also based on direct selection, [7]. We define a new revision protocol and derive the respective system dynamics equations to analyze this specific setting.

Although the regulation has been discussed in context of networks, [17], it remains largely unexplored. Some recent works [1], [2] study how a regulator or *intervention device* may af-

fect a non-cooperative game among a set of players (e.g. operators). However, these works do not consider hierarchical markets/systems, with large populations and limited information. Our contribution can be summarized as follows: **(i)** we model the wireless service market using an evolutionary game where the users use a hybrid revision protocol, based both on imitation and direct selection. We derive the differential equations that describe the evolution of this system and find the respective evolutionary equilibria - stationar points, **(ii)** we define the price competition game for I operators and the particular case that users have minimum requirements, or equivalently, alternative choices/offers, **(iii)** we prove that this is a Potential game and we analytically find the Nash equilibria, **(iv)** we introduce the concept of the neutral operator who represents the system/state regulator or the minimum users requirement, and **(v)** we discuss different regulation methods and analyze their efficacy, implications and the resources that are required for their implementation....

The rest of this paper is organized as follows...

II. SYSTEM MODEL

We consider a wireless service market (hereafter referred to a *market*) with a very large set of users $\mathcal{N} = (1, 2, \dots, N)$ and a set of operators $\mathcal{I} = (1, 2, \dots, I)$, which is depicted in Figure 1. Each user cannot be served by more than one operators simultaneously. However, users can switch between the operators or even they can opt to refrain and not purchase services from anyone of the I operators. The net utility perceived by each user who is served by the i^{th} operator:

$$U_i(W_i, n_i(t), \lambda_i(t)) = V_i(W_i, n_i(t)) - \lambda_i(t) \quad (1)$$

where n_i is the number of the users served by this specific operator, W_i the total spectrum at his disposal, and λ_i the charged price. In order to describe the market operation we introduce the users vector $\mathbf{x}(t) = (x_1(t), x_2(t), \dots, x_I(t), x_0(t))$, where the i^{th} component $x_i(t) = n_i(t)/N$ represents the portion of the users that have selected the i^{th} operator. Additionally, with $x_0(t) = n_0(t)/N$ we denote the portion of users that have selected neither of the I operators.

Valuation function: The function $V_i(\cdot)$ represents the value of the offered service for each user associated with the i^{th} operator. Notice that we do not distinguish the different users: all the users served by a certain operator are charged the same price and perceive the same utility. We assume that this valuation decreases with the total number of served users and increases with the amount of available spectrum W_i :

$$V_i(W_i, x_i(t)) = \log \left(\frac{W_i}{N x_i(t)} \right), \quad x_i(t) = \frac{1}{N}, \frac{2}{N}, \dots, 1 \quad (2)$$

Since N is given, we can use $x_i(t)$ instead of $n_i(t)$. Apparently, from a macroscopic perspective and in a large time scale, all the users that are associated with a certain operator will utilize on average the same amount of his resource. Spatiotemporal variations in the quality of the offered services will be smoothed out due to load balancing and other similar network management techniques that the operators employ. We want to stress that this assumption holds independently of the used technology and captures many different settings in wireline, [18], or wireless networks, [21], [10],[11], [13], [12]. Finally, we use the logarithmic function in order to capture the effect of *diminishing marginal returns*, [17].

Neutral Operator: The variable $x_0(t)$ represents the users that do not select anyone of the I operators. Namely, a user in each time slot t is willing to pay operator P_i only if the offered utility $U_i(W_i, x_i(t), \lambda_i(t))$ is greater than a threshold $U_0 \geq 0$. If all the operators fail to satisfy this minimum requirement then the user abstains from the market and is associated with the *Neutral Operator* P_0 , Figure 1. In other words, P_0 represents the choice of selecting neither of the I operators and receiving utility of U_0 units. The latter is considered identical for all the users and constant through time. Technically, as it will be shown in the sequel, the inclusion of P_0 affects both the user decision process for selecting operator and the competition among the operators.

From a modeling perspective, the neutral operator may be used to represent different realistic aspects of the wireless service market. First, P_0 can be an actual operator owned by the state, as the public/municipal WiFi provider we considered in the introductory example. In this case, through

the gratis U_0 service, the state intervenes and regulates the market as we will explain in Section V. Additionally, U_0 can be indirectly imposed by the state (the regulator) through certain rules such as the minimum amount of spectrum/rate per user. Finally, it can represent the users reluctance to pay very high prices for poor QoS, similar to the individual rationality constraint in mechanism design, [15]. We take these realistic aspects into account and moreover, by using $x_0(t)$, we find precisely how many users are not satisfied by the market of the I operators.

Revenue: Each operator $i \in \mathcal{I}$ determines the price $\lambda_i \in R$ that he will charge to his clients for a certain time period of $T \gg 1$ time slots. Let us define the price vector $\lambda = (\lambda_i : i = 1, 2, \dots, I)$ and the vector of the $I - 1$ prices of operators other than i as $\lambda_{-i} = (\lambda_j : j \in \mathcal{I} \setminus i)$. The decisions of the operators are realized in a different time scale than the user strategy update. That is, we assume that for a given set of operator prices, the market of the users reaches a stable (stationary) point - if such a point is attainable - before any operator changes his price. Since it is, $\lambda_i(t) = \lambda_i, t = 1, 2, \dots, T$, we omit the time index for operators prices when we study the interaction of users. The objective of each operator $P_i, i \in \mathcal{I}$, is to maximize his revenue:

$$R_i(x_i(t), \lambda_i) = \lambda_i x_i(t) N \quad (3)$$

In these markets there are no SLAs or any other type of QoS guarantees and hence the operators are willing to admit and serve as many users as possible.

III. SERVICE MARKET DYNAMICS

A. Evolutionary Game

In order to select the optimal operator, each user must be aware of all the system parameters, i.e. the spectrum W_i , the number of served users n_i and the charged price λ_i by each operator $i \in \mathcal{I}$. However, in realistic settings this information will not be available in advance. Given these restrictions and the large number of users, we model their interaction and the operator selection process by defining an evolutionary game, [6], \mathcal{G}_U , as follows:

- **Players:** the set of the N users, $\mathcal{N} = (1, 2, \dots, N)$.
- **Strategies:** each user selects a certain provider/operator $i \in \mathcal{I}$ or the neutral operator P_0 .
- **Population State:** the users distribution over the I operators and the neutral operator, $\mathbf{x}(t) = (x_1(t), x_2(t), \dots, x_I(t), x_0(t))$.
- **Payoff:** the user's net utility $U_i(W_i, x_i(t), \lambda_i(t))$ when he selects operator $i \in \mathcal{I}$, or U_0 when he selects P_0 .

In the sequel we explain how each user selects his strategy under this limited information and what is the outcome of this game.

B. User Strategy

The users update their strategy and select operators according to the so-called *revision protocol*. To account for the alternative choice of selecting the neutral operator, we consider a *hybrid* revision protocol which is based partially on imitation and partially on direct selection of P_0 . In particular, the probability that a user will migrate from the i^{th} operator to operator $j \in \mathcal{I} \setminus i$ in time slot t , is:

$$p_{ij}(t) = x_j(t)[U_j(t) - U_i(t)]_+ \quad (4)$$

where $x_j(t)$ is the portion of users already associated with the j^{th} operator. Notice that, for simplicity, we express the user utilities as a function with a single argument, the time t .

However, since U_0 is given, known in advance and independent of the population, users select operator P_0 through a different process. Namely, the probability that a user will switch from operator i to neutral operator P_0 , is:

$$p_{i0}(t) = \gamma[U_0 - U_i(t)]_+ \quad (5)$$

The difference between imitation and direct selection, [7], is that instead of multiplying with the population $x_0(t)$, we use a constant multiplier $\gamma \in R$. Notice that still we use a probabilistic model in order to capture the bounded rationality, the inertia of the users and other similar realistic aspects of these markets. Finally, the user leaves P_0 and returns to the market again through an imitation

process:

$$p_{0i}(t) = x_i(t)[U_i(t) - U_0]_+ \quad (6)$$

C. Market Stationary Point

Given the above *hybrid* revision protocol for the users, we prove in [14] that the dynamics of the system are given by the following equations:

$$\begin{aligned} \frac{dx_i(t)}{dt} &= x_i(t)[U_i(t) - U_{avg}(t) - x_0(t)(U_i(t) - U_0)] \\ &\quad - \gamma(U_0 - U_i(t))_+ + x_0(t)(U_i(t) - U_0)_+, \forall i \in \mathcal{I} \end{aligned} \quad (7)$$

where $U_{avg}(t) = \sum_{i \in \mathcal{I}} x_i(t)U_i(t)$ is the average utility of the market in each slot t . And for the population selecting the neutral operator:

$$\frac{dx_0(t)}{dt} = x_0 \sum_{i \in \mathcal{I}^+} x_i(U_0 - U_i) + \gamma \sum_{j \in \mathcal{I}^-} x_j(U_0 - U_j) \quad (8)$$

where \mathcal{I}^+ is the subset of operators offering utility $U_i(t) > U_0$, and \mathcal{I}^- is the subset of operators offering utility $U_i(t) < U_0$, at slot t .

Apparently, the inclusion of the neutral operator changes the dynamics of the system. Nevertheless, despite its different evolution, this system has again the same stationary points, as those systems that are described by the classical replicator dynamic equations, (see [14] for detailed proof):

$$\dot{x}_i(t) = 0 \Rightarrow x_i(t)[U_i(t) - U_{avg}(t)] = 0, i \in \mathcal{I} \quad (9)$$

and

$$\dot{x}_0(t) = 0 \Rightarrow x_0(t)[U_0 - U_{avg}(t)] = 0 \quad (10)$$

The user state vector \mathbf{x}^* and the respective user utility U_i^* , $i \in \mathcal{I}$, that satisfy these stationary conditions can be classified in the following 3 cases:

- **Case A:** $x_i^*, x_0^* > 0$ and $U_i^* = U_0$, $i \in \mathcal{I}$.

- **Case B:** $x_i^*, x_j^* > 0, x_0^* = 0$ and $U_i^* = U_j^*$, with $U_i^*, U_j^* > U_0, \forall i, j \in \mathcal{I}$.
- **Case C:** $x_i^*, x_j^* > 0, x_0^* = 0$ and $U_i^* = U_j^* = U_0, \forall i, j \in \mathcal{I}$.

Before calculating the stationary point \mathbf{x}^* for each case, we need to define for every operator $i \in \mathcal{I}$ the scalar parameter $\alpha_i = W_i/Ne^{U_0}$ and the respective vector $\alpha = (\alpha_i : i \in \mathcal{I})$. As it will be explained in the sequel, these parameters determine the operators and users interaction and bring to the fore the role of the regulator. We can find the stationary points for **Case A** by using the equation $U_i(W_i, x_i^*, \lambda_i) = U_0$ and imposing the constraint $x_0^* > 0$. Apparently, the state vector \mathbf{x}^* depends on the price vector λ . Therefore, we define the set of all possible **Case A** stationary points, X_A , as follows (see [14] for details):

$$X_A = \left\{ x_i^* = \frac{\alpha_i}{e^{\lambda_i}}, \forall i \in \mathcal{I}, x_0^* = 1 - \sum_{i=1}^I \frac{\alpha_i}{e^{\lambda_i}} : \lambda \in \Lambda_A \right\} \quad (11)$$

where Λ_A is the set of prices for which a stationary point in X_A is attainable, i.e. $x_0^* > 0$:

$$\Lambda_A = \left\{ (\lambda_1, \lambda_2, \dots, \lambda_I) : \sum_{i=1}^I \frac{\alpha_i}{e^{\lambda_i}} < 1 \right\} \quad (12)$$

Similarly, for **Case B**, we calculate the stationary points by using the set of equations $U_i(W_i, x_i^*, \lambda_i) = U_j(W_j, x_j^*, \lambda_j), \forall i, j \in \mathcal{I}$:

$$X_B = \left\{ x_i^* = \frac{\alpha_i}{e^{\lambda_i} \sum_{j=1}^I \alpha_j / e^{\lambda_j}}, \forall i \in \mathcal{I}, x_0^* = 0 : \lambda \in \Lambda_B \right\} \quad (13)$$

where Λ_B is the set of prices for which a stationary point in X_B is feasible, i.e. $U_i^* > U_0$:

$$\Lambda_B = \left\{ (\lambda_1, \lambda_2, \dots, \lambda_I) : \sum_{i=1}^I \frac{\alpha_i}{e^{\lambda_i}} > 1 \right\} \quad (14)$$

Finally, the stationary points for the **Case C** solution must satisfy the constraint $\sum_{i=1}^I \alpha_i / e^{\lambda_i} = 1$ which yields:

$$X_C = \left\{ x_i^* = \frac{\alpha_i}{e^{\lambda_i}}, \forall i \in \mathcal{I}, x_0^* = 0 : \lambda \in \Lambda_C \right\} \quad (15)$$

TABLE I
WIRELESS SERVICE MARKET STATIONARY POINTS.

	X_A	X_B	X_C
x_i^*	α_i/e^{λ_i}	$\frac{\alpha_i}{e^{\lambda_i} \sum_{j=1}^I \alpha_j/e^{\lambda_j}}$	α_i/e^{λ_i}
x_0^*	$1 - \sum_{i=1}^I \alpha_i/e^{\lambda_i}$	0	0
Cond.	$\lambda \in \Lambda_A$	$\lambda \in \Lambda_B$	$\lambda \in \Lambda_C$

with

$$\Lambda_C = \left\{ (\lambda_1, \lambda_2, \dots, \lambda_I) : \sum_{i=1}^I \frac{\alpha_i}{e^{\lambda_i}} = 1 \right\} \quad (16)$$

Notice that the stationary points X_A , X_B and X_C and the respective price sets, Λ_A , Λ_B , and Λ_C depend on the vector α . These results are summarized in Table I. The utility of the users is equal to U_0 for the **Case A** and **Case C**, while for **Case B** it depends on λ .

IV. OPERATORS COMPETITION

A. Game Formulation

In the previous section we analyzed the possible equilibria of the users interaction and showed that they depend on the prices selected by the operators. Each operator anticipates the users strategy and selects accordingly the price that maximizes his revenue. This gives rise to a non-cooperative price competition game among the operators. Before analyzing this game, it is important to emphasize that each operator has different revenue function depending on the set that the price vector λ belongs to. In particular, using equation (3), we can calculate the i^{th} operator revenue when $\lambda \in \Lambda_A$ and when $\lambda \in \Lambda_B$:

$$R_i^A(\lambda_i) = \frac{\alpha_i \lambda_i N}{e^{\lambda_i}}, \quad R_i^B(\lambda_i, \lambda_{-i}) = \frac{\alpha_i \lambda_i N}{e^{\lambda_i} \sum_{i=1}^I \alpha_i/e^{\lambda_i}} \quad (17)$$

Finally, when $\lambda \in \Lambda_C$, it is $R_i^C(\lambda_i) = \alpha_i \lambda_i N/e^{\lambda_i}$. Notice that $R_i^A(\cdot)$ and $R_i^C(\cdot)$ depend only on the price selected by the i^{th} operator, while $R_i^B(\cdot)$ depends on the entire price vector λ . However, in all cases, the price set (Λ_A , Λ_B or Λ_C) to which the price vector $\lambda = (\lambda_i, \lambda_{-i})$ belongs, is determined jointly by all the I operators.

Let us now define the non-cooperative **Pricing Game** among the I operators, $\mathcal{G}_{\mathcal{P}} = (\mathcal{I}, \{\lambda_i\}, \{R_i\})$:

- The set of *Players* is the set of the I operators $\mathcal{I} = (1, 2, \dots, I)$.
- The *strategy space* of each player i is its price $\lambda_i \in [0, \lambda_{max}]$, $\lambda_{max} \in \mathcal{R}^+$, and the strategy profile is the price vector $\lambda = (\lambda_1, \lambda_2, \dots, \lambda_I)$ of the operators.
- The payoff function of each player is his revenue $R_i : (\lambda_i, \lambda_{-i}) \rightarrow \mathcal{R}$, where $R_i = \{R_i^A, R_i^B, R_i^C\}$.

The particular characteristic of this game is that each operator has 3 different payoff functions depending on the stationary point area of the market. However, still the payoff function is continuous and quasi-concave, [14]. In the sequel, we analyze the best response of each operator and we find accordingly the equilibrium of the game $\mathcal{G}_{\mathcal{P}}$.

B. Best Response Pricing

The best response of each operator i , λ_i^* , to the prices selected by the other $I - 1$ operators, λ_{-i} , depends on the users market stationary point. Notice that for certain λ_{-i} , the i^{th} operator may be able to select a price such that $(\lambda_i, \lambda_{-i})$ belongs to any price set (Λ_A , Λ_B or Λ_C) while for some vectors λ_{-i} , the operator choice will be restricted in two or even a single price set.

Best Response when $\lambda \in \Lambda_A$: If the $I - 1$ operators $j \in \mathcal{I} \setminus i$ select such prices, λ_{-i} , that the market stationary point can be $\mathbf{x}^* \in X_A$, then the i^{th} operator finds the price λ_i^* that maximizes his revenue $R_i^A(\cdot)$, by solving the following constrained optimization problem (\mathbf{P}_i^A):

$$\max_{\lambda_i \geq 0} \frac{\alpha_i \lambda_i N}{e^{\lambda_i}} \quad (18)$$

s.t.

$$\sum_{j=1}^I \frac{\alpha_j}{e^{\lambda_j}} < 1 \Rightarrow \lambda_i > \log\left(\frac{\alpha_i}{1 - \sum_{j \neq i} \alpha_j / e^{\lambda_j}}\right) \quad (19)$$

This problem is quasi-concave, [16], and hence it has a unique optimal solution.

Best Response when $\lambda \in \Lambda_B$: Similarly, when λ_{-i} is such that the i^{th} operator can select a price λ_i^* such that $(\lambda_i^*, \lambda_{-i}) \in \Lambda_B$, then his revenue is given by the function $R_i^B(\cdot)$ and is maximized by

the solution of the problem (\mathbf{P}_i^B):

$$\max_{\lambda_i \geq 0} \frac{\lambda_i \alpha_i N}{e^{\lambda_i} \sum_{j \in \mathcal{I}} \frac{\alpha_j}{e^{\lambda_j}}} \quad (20)$$

s.t.

$$\sum_{j \in \mathcal{I}} \frac{\alpha_j}{e^{\lambda_j}} > 1 \Rightarrow \lambda_i < \log\left(\frac{\alpha_i}{1 - \sum_{j \neq i} \alpha_j / e^{\lambda_j}}\right) \quad (21)$$

This is also a concave problem which has unique solution. The latter can be the same as the optimal solution of the respective unconstrained problem, denoted μ_i^* , if $(\mu_i^*, \lambda_{-i}) \in \Lambda_B$, [14]).

Best Response when $\lambda \in \Lambda_C$: In this special case, the price of each operator i is directly determined by the prices that the other operators have selected:

$$\lambda_i^* = \log\left(\frac{\alpha_i}{1 - \sum_{j \neq i} \alpha_j / e^{\lambda_j}}\right) \quad (22)$$

Whether each operator i will agree and adopt this price or not, depends on the respective accrued revenue, $R_i^C(\lambda_i^*, \lambda_{-i})$.

We can summarize the best response price strategy of each operator $i \in \mathcal{I}$, by defining his revenue function as follows:

$$R_i(\lambda_i, \lambda_{-i}, \alpha) = \begin{cases} \frac{\alpha_i \lambda_i N}{\sum_{i=1}^I \alpha_j e^{\lambda_i} / e^{\lambda_j}} & \text{if } \lambda_i < l_0, \\ \frac{\alpha_i \lambda_i N}{e^{\lambda_i}} & \text{if } \lambda_i \geq l_0. \end{cases} \quad (23)$$

where $l_0 = \log(\alpha_i / (1 - \sum_{j \neq i} \alpha_j / e^{\lambda_j}))$. Apparently, the optimal price λ_i^* depends both on the prices of the other operators λ_{-i} and on parameters α_i , $i \in \mathcal{I}$:

$$\lambda_i^* = \arg \max_{\lambda_i} R_i(\lambda_i, \lambda_{-i}, \alpha) \quad (24)$$

where $\alpha = (\alpha_1, \alpha_2, \dots, \alpha_I)$.

Apparently, for each possible price vector of the $\mathcal{I} \setminus i$ operators, λ_{-i} , the P_i will solve all the above optimization problems and find the solution that yields the highest revenue. In [14] we prove

that this results in the following best response strategy:

$$\lambda_i^*(\lambda_{-i}, \alpha) = \begin{cases} 1 & \text{if } (1, \lambda_{-i}) \in \Lambda_A, \\ \mu_i^* & \text{if } (\mu_i^*, \lambda_{-i}) \in \Lambda_B, \\ l_0 & \text{otherwise.} \end{cases} \quad (25)$$

Notice also that if $\sum_{j \neq i} \alpha_j / e^{\lambda_j} \geq 1$, then, the only feasible response is $\lambda_i^* = \mu_i^*$.

Despite its particular structure, the revenue function $R_i(\cdot)$ is still continuous and quasi-concave, [14]. The additional dependence of eq. (25) on parameters $\alpha_i = W_i / N e^{U_0}$, has interesting implications and brings into the fore the role of the regulator as an additional player in the game.

C. Equilibrium Analysis for the Game $\mathcal{G}_{\mathcal{P}}$

$\mathcal{G}_{\mathcal{P}}$ is a finite ordinal potential game and therefore not only has pure Nash equilibria but also the convergence to them is ensured under any finite improvement path (FIP), [24]. The potential function is:

$$\mathcal{P}(\lambda) = \begin{cases} \sum_{j=1}^I (\log \lambda_j - \lambda_j), & \text{if } \sum_{j=1}^I \alpha_j / e^{\lambda_j} \leq 1, \\ \sum_{j=1}^I (\log \lambda_j - \lambda_j) - \log(\sum_{j=1}^I \alpha_j / e^{\lambda_j}), & \text{else.} \end{cases} \quad (26)$$

We omit the detailed proof and refer the interested reader in our technical report [14]. In order to find the NE we solve the system of equations (25), $i = 1, 2, \dots, I$ and actually we use the iterated dominance method, [14].

Apparently, the outcome of the game $\mathcal{G}_{\mathcal{U}}$ affects the strategy of the operators and therefore the outcome of the game $\mathcal{G}_{\mathcal{P}}$. In other words, we can consider these as the two-stages of the same multi-leader Stackelberg game, [15], and using backward induction find the subgame perfect equilibria which are defined as follows. A price vector $(\lambda_i^*, \lambda_{-i}^*)$ is an equilibrium of the game $\mathcal{G}_{\mathcal{P}}$, parameterized by the vector $\alpha = (\alpha_1, \alpha_2, \dots, \alpha_I)$, if it is:

$$R_i(\lambda_i^*, \lambda_{-i}^*, \alpha) \geq R_i(\lambda_i, \lambda_{-i}^*, \alpha), \forall i \in \mathcal{I}$$

and

$$\forall \lambda_i \geq 0, \forall \mathbf{x}^* \in X_A \cup X_B \cup X_C \quad (27)$$

For simplicity, we consider that all the operators have the same amount of available spectrum $W_i = W, \forall i \in \mathcal{I}$ and therefore it is also $\alpha_i = \alpha$...

Apparently, the equilibrium of the price competition game - and subsequently, the market stationary point \mathbf{x}^* , depend on the value of parameter α . Namely, the equilibrium λ^* is unique when parameter α lies in the interval $A_1 = (0, e/I)$, or in the interval $A_3 = (e^{I/I-1}/I, \infty)$. On the contrary, when α belongs on $A_2 = [e/I, e^{I/I-1}/I]$, there exist different equilibria depending on the initial point, $\lambda_i(0), i \in \mathcal{I}$. It is important to stress again that the value of α determines the price competition game which in turn defines the market stationary points, i.e. the NE of the evolutionary game among the users. These results are summarized in Table II and stem from the following Theorem:

Theorem IV.1. *The game $\mathcal{G}_{\mathcal{P}}$ converges to one of the following pure Nash equilibria:*

- *If $\alpha \in A_1 = (0, e/I)$, there is a unique Nash Equilibrium $\lambda^* \in \Lambda_A$, with $\lambda^* = (\lambda_i^* = 1 : i \in \mathcal{I})$ and respective market stationary point $\mathbf{x}^* \in X_A$.*
- *If $\alpha \in A_3 = (e^{I/I-1}/I, \infty)$, there is a unique Nash Equilibrium $\lambda^* \in \Lambda_B$, with $\lambda^* = (\lambda_i^* = \frac{1}{I-1} : i \in \mathcal{I})$, which induces a respective market stationary point $\mathbf{x}^* \in X_B$.*
- *If $\alpha \in A_2 = [e/I, e^{I/I-1}/I]$, there exist infinitely many equilibria, $\lambda^* \in \Lambda_C$, and each one of them yields a respective market stationary point $\mathbf{x}^* \in X_C$.*

Proof: In [14] we provide the detailed proof according to which $\mathcal{G}_{\mathcal{P}}$ is a potential game and we use iterated strict dominance to find the Nash Equilibria which depend on the parameter α . ■

V. MARKET OUTCOME AND REGULATION

In this section, we use 2 fundamental criteria for characterizing the outcome of the users and operators interaction: the social welfare of the users and the total revenue of the operators. We show

TABLE II
EQUILIBRIA OF I OPERATORS COMPETITION FOR DIFFERENT VALUES OF α .

Prices/Rev.	$\alpha \in A_1$	$\alpha \in A_2$	$\alpha \in A_3$
λ_i^*	1	$\lambda_i \neq \lambda_j$ or $\lambda_i = \lambda_j = \log(I\alpha)$	$\frac{I}{I-1}$
R_i^*	$\frac{\alpha N}{e}$	$R_i \neq R_j$ or $R_i = R_j = \frac{N}{I} \log(I\alpha)$	$\frac{N}{I-1}$
\mathbf{x}^*	X_A	X_C	X_B

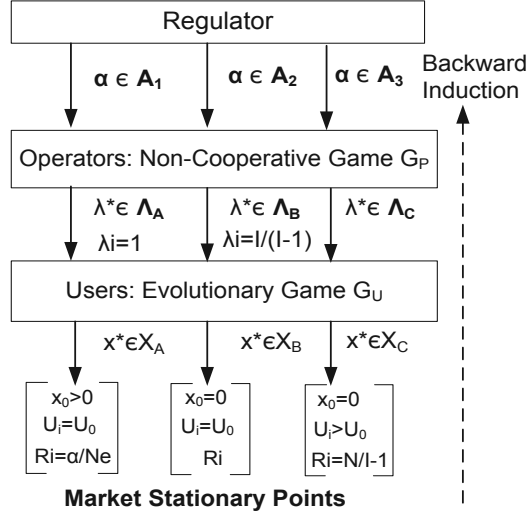


Fig. 2. The regulator selects parameter α , the operators compete and select the respective optimal prices λ_i^* , and then, the users are divided among the operators.

that both of them depend on parameter α . Accordingly, we analyze the problem from a mechanism design perspective, [15], and explain how a regulator, as the municipal Internet provider in the introductory example, can bias the market operation (outcome) by adjusting the value of α . We consider different regulation methods and discuss their implications.

A. Outcomes of the Wireless Service Market

1) *Social Welfare of Users:* From the perspective of the users, the outcome of their interaction and the competition among the operators can be assessed by the following two metrics: **(i)** the aggregate utility (U_{agg}) of users in the market stationary point \mathbf{x}^* , and **(ii)** the portion of the users

(x_s^*) that are served by any of the I operators, $x_s^* = \sum_{i=1}^I x_i^* = 1 - x_0^*$. Both of these metrics depend on parameter α .

Namely, when $\alpha \in A_1 = (0, e/I)$ it is $\mathbf{x}^* \in X_A$, and hence a portion of the users is not served by any of the I operators, while all of them receive utility of U_0 units. On the other hand, when $\alpha \in A_2 = [e/I, e^{I/(I-1)}/I]$, then the stationary point is $\mathbf{x}^* \in X_B$. In this case, all the users are served by one of the I operators but again they receive only marginal utility of U_0 units. Finally, if α is further increased, $\alpha \in A_3 = (e^{I/(I-1)}/I, \infty)$, it will be $\mathbf{x}^* \in X_C$ which means that all users will be served by the I operators, $x_s^* = 0$ and receive high utilities, $U_i^* > U_0, \forall i \in \mathcal{I}$. In summary, the aggregate utility of the users changes with α as follows:

$$U_{agg} = \begin{cases} NU_0 & \text{if } \alpha \in A_1 \cup A_2, \\ N(\log(\frac{WI}{N}) - \frac{I}{I-1}) & \text{if } \alpha \in A_3. \end{cases} \quad (28)$$

Apparently, when $\alpha \in A_1 \cup A_2$, the U_{agg} is proportional to U_0 and independent of the spectrum W . However, when $\alpha \in A_3$, U_{agg} does not depend on U_0 but increases with W . Another inference from eq. (28) is that U_{agg} is the same both for the case $\alpha \in A_1$ and the case that $\alpha \in A_2$. However, these two cases differ in terms of the second metric, x_s^* , which is given by:

$$x_s^* = \begin{cases} 1 - \frac{\alpha I}{e} & \text{if } \alpha \in A_1, \\ 1 & \text{if } \alpha \in A_2 \cup A_3. \end{cases} \quad (29)$$

When $\alpha \in A_1$, a portion of users belong to the neutral operator, and not served by any of the I operators.

2) *Revenue of Operators*: As it is presented in Table II, the revenue each operator receives in the equilibrium λ^* depends on the value of α . Namely, when α lies in the interval A_1 , it is $\lambda_i^* = 1, \forall i \in \mathcal{I}$ and all the operators accrue the same revenue $R_i^* = \alpha N/e$, which is proportional to α . In Figure 3 we depict the revenue of each operator (normalized with the number of users) for different values of α , in a duopoly market. Notice that the revenue increases linearly with $\alpha \in (0, e/2)$.

When $\alpha \in A_2$, the competition of the operators may attain different equilibria, $\lambda^* \in \Lambda_C$, depending on the initial prices and on the sequence the operators update their prices. In Figure 4 we present the revenue of two operators (duopoly) at the equilibrium, for various initial prices and for $\alpha = e \in A_2$. Here we assume that operator P_1 is able to set his price ($\lambda_1(0)$) first and operator P_2 follows accordingly. Apparently, the first operator entering the market has an advantage. For example, if $\lambda_1(0) = 1.6$, then P_1 accrues total revenue of $R_1^* \approx 880$ units at the equilibrium, while operator P_2 gets a comparatively lower revenue of $R_2^* \approx 810$ units. Also, in Figure 3 we illustrate the dependence of the revenue of the operators on the value of α when it lies in A_2 . Note that for certain prices, e.g. $\lambda_1(0) = \log(2\alpha)$, both operators accrue at the equilibrium the same revenue $R_1^* = R_2^* = \log(2\alpha)N/2$.

For α values lying in $A_3 = (e^{I/(I-1)}, \infty)$ all operators set their prices to $\lambda_i^* = I/(I-1)$ and receive of $R_i^* = N/(I-1)$ units, as shown in Table II. Figure 5 depicts the competition of two operators and the convergence to the respective Nash equilibria for the case $\alpha = e^3 \in A_3$. We assume that initially, both operators have selected prices $\lambda_1(0) = \lambda_2(0) = \log(2\alpha) \approx 3.7$. However, this price vector does not constitute a NE and hence an operator (assume operator P_1) is expected to try to improve his revenue by decreasing his price to $\lambda_1 = 3$. Then the other operator (P_2) will react by reducing his price to $\lambda_2 = 2.5$. Gradually, the competition of the operators will converge to the NE where both of them will set $\lambda_1^* = \lambda_2^* = 2/(2-1) = 2$ and will have revenue $R_1^* = R_2^* = 1$. Notice that in the equilibrium, the revenue of both operators is lower than their initial revenue when they did not compete. Moreover, revenues of the competing operators do not increase and stay constant even for high α values, as illustrated in Figure 3. This fact suggests that the operators may decide to cooperate/collude in order to gain more revenues. In this paper we focus on the full-competition case, and leave the analysis of cooperation as a future work. Finally, notice that, unlike the social welfare, the revenue of the operators depends only on $\alpha = NW/e^{U_0}$ and not the specific values of W and U_0 .

B. Regulation of the Wireless Service Market

Given the fact that both the social welfare of users and the revenues of operators depend on α , the outcome of the market can be steered to a more desirable equilibrium, in the existence of a regulating agent that can adjust this parameter. In other words, the regulator can affect the social welfare and the revenue of the operators either by determining W , i.e. the amount of the spectrum at the disposal of each operator, or by directly intervening in the market and setting the minimum value U_0 . For example, the regulator can provide himself services to the users and ensure this minimum service level (e.g. a state-owned WSP).

1) *Regulating to Increase Social Welfare:* As we described previously, the relation between the social welfare and the parameters W and U_0 depends on the interval of α . Suppose first that $\alpha \in A_1 = (0, e/I)$ where a portion of the users is not served by anyone of the I operators. In this case, the regulator can improve the social welfare and increase both x_s^* and U_{agg} by increasing the value of α . This can be achieved either by increasing W or decreasing U_0 . If the regulator increases W until $\alpha = e/I$, then the market outcome switches to X_B . In this case, U_{agg} is still equal to NU_0 . However, the second metric of social welfare, x_s^* , is increased to one, i.e. all the users are served by one of the I operators. If the regulator continues increasing W , U_{agg} still does not increase until $\alpha = e^{I/(I-1)/I}$. After this point, U_{agg} will change logarithmically proportional to the value of W , as given in eq. (28).

In the case that the regulator selects to intervene by changing U_0 , then he can decrease it in order to increase the portion of the users that are served by the I operators, x_s^* . The latter will increase until $\alpha = e/I$ where it is equal to one, and the market stationary point \mathbf{x}^* is shifted to X_B . However, this method impacts the $U_{agg} = NU_0$ which apparently decreases linearly with U_0 until $\alpha = e^{I/(I-1)/I}$. After this point, U_{agg} would not change with the decreasing value of U_0 as given in equation (28).

2) *Regulating for Revenue:* On the other hand, the revenue of the operators always increase with the increasing value of α when $\alpha \in A_1$ or A_2 . It does not matter how the regulator increased

the value of α (increasing W or decreasing U_0). Remind that, when $\alpha \in A_1$, the revenue of an operator increases directly proportional to α , but when $\alpha \in A_2$, the revenue increases proportional to $\log(\alpha)$. For the higher values of α where $\alpha \in A_3$, the revenue of competing operators would not increase when the regulator increases the value of α .

Figure 6 illustrates the presented idea for a spectrum market with $I = 3$ operators and $N = 1000$ users. In the upper plot, $U_0 = 0.1$ is fixed, and the regulator increases the value of α by increasing W . As we just described, U_{agg} stays at the marginal value of $NU_0 = 100$ until α reaches to $e^{3/(3-1)}/3 \approx 1.5$. After this point, it increase with a rate proportional to $\log(W)$. In the lower plot, $W = 5000$ is fixed and the regulator increases the value of α by decreasing U_0 . In the interval $\alpha \in A_1 \cup A_2 = (0, e^{1.5}/3]$, U_{agg} decreases with the decreasing value of U_0 . For α values greater than $e^{1.5}/3$, U_{agg} is fixed. Notice that, for very small values of α , U_{agg} is high. But in this case, the value of x_S is low, and high portion of users belong to the neutral operator. This requires an additional cost to the regulator which is not desirable. Moreover, as shown in the both plots in Figure 7, aggregate revenue of the operators is very low for low α values. It increase directly proportional to α when $\alpha \in A_1 = (0, e/3) \approx (0, 0.9)$, and directly proportional to $\log(\alpha)$ when $\alpha \in A_2 = [e/3, e^{1.5}/3]$. The revenue of the operators stay fixed for α values higher than $e^{1.5}/3 \approx 1.5$.

Hence, we describe possible regulation methods and their effects. In the light of these issues, a regulator would adjust the value of W and U_0 , in order to steer the market outcome according to his aims. As an example, the aim of the regulator can be “to satisfy minimum utility of U_{min} to the user”, or “to keep ratio of aggregate revenue of operators to the U_{agg} close to a desired value”, etc. Since our proposed model captures many different scenarios, we delimitate our analysis without giving further details.

VI. CONCLUSIONS

Here we considered that the operators resource is given and did not considered the investment aspect like for example in [3]. However this is complementary to our work...it is realized in a different time scale...etc. ...Consider for example a set of wireless Internet providers in a town

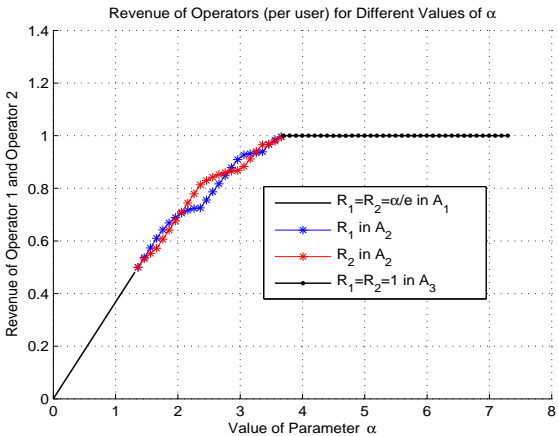


Fig. 3. The outcome of the operator competition (\mathcal{G}_P equilibrium) for different values of parameter α , i.e. in different intervals.

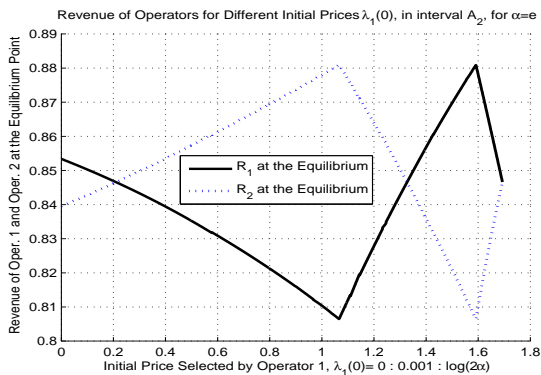


Fig. 4. The outcome of the competition of two operators, where $\alpha = e \in A_2$ and $N = 1000$. Operator P_1 is assumed to set his price ($\lambda_1(0)$) first. Operator revenues at the equilibrium, R_1^* and R_2^* , depend on $\lambda_1(0)$.

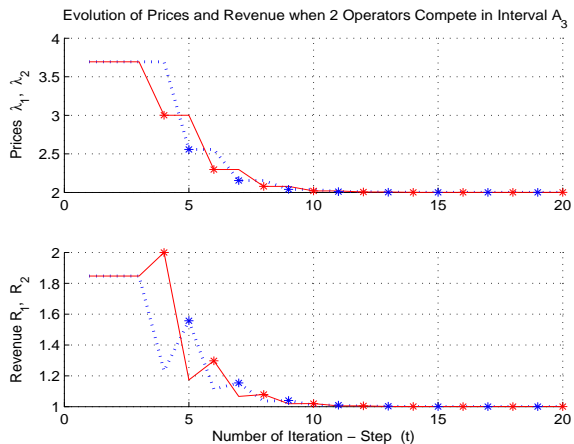


Fig. 5. Evolution of operator competition for $\alpha = e^3 \in A_3$.

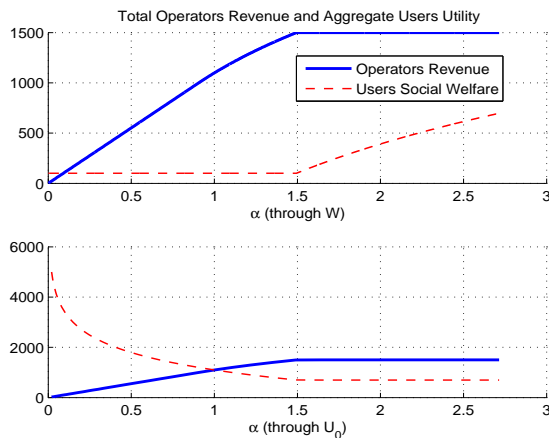


Fig. 6. Total revenue of operators and aggregate utility of the users for different values of parameter α . In the upper plot, the value of α changes through W while in the lower plot it changes through the tuning of U_0 .

where there is also a municipal-owned network offering basic services (i.e. U_0) to the users, without charging them....

Notice that although we consider here a single service per operator, our model can be easily extended to the case each operator offers simultaneously more than one services at different prices to different groups/subsets of users.

APPENDIX

A. Derivation of Evolutionary Dynamics

Here, we derive the new differential equations that describe the evolution of the market of the users under the new introduced revision protocol. Recall that, the latter is given by the following equations:

$$p_{ij}(t) = x_j(t)[U_j(t) - U_i(t)]_+, \forall i, j \in \mathcal{I} \quad (30)$$

$$p_{i0}(t) = \gamma[U_0 - U_i(t)]_+, \forall i \in \mathcal{I} \quad (31)$$

$$p_{0i}(t) = x_i(t)[U_i(t) - U_0]_+, \forall i \in \mathcal{I} \quad (32)$$

where $p_{ij}(t)$ is the probability that a user which is associated with the i^{th} operator will move to operator j in time slot t , $p_{i0}(t)$ is the probability of selecting the neutral operator and $p_{0i}(t)$ the probability of returning from the neutral operator back to the i^{th} operator. The constant value $\gamma \in R$ represents the frequency of the direct selection.

It is known that for imitation-based revision protocols, the dynamics of the system can be described with the well-known replicator dynamics [7]. The hybrid revision protocol defined with equations (30), (31) and (32) is in part imitation-based ($p_{ij}(t)$ and $p_{0i}(t)$) and in part a probabilistic direct selection of the neutral operator ($p_{i0}(t)$). Therefore, the respective evolutionary dynamics of the system cannot be described by the replicator dynamics equations which correspond to the pure imitation scenario. We have to stress here that the hybrid protocol we introduce here, differs from the hybrid protocol in [7] in that the users, in our model, select directly only the neutral operator and not the other I operators.

The number of users x_i who are associated with operator i changes from time t to the time $t + \delta t$, according to the following equation:

$$x_i(t + \delta t) = x_i(t) - x_i(t)\delta t \sum_{j \neq 0} x_j(t)(U_j - U_i)_+ - x_i(t)\delta t \gamma(U_0 - U_i)_+ + \sum_{j=0}^I \delta t x_j(t)x_i(t)(U_i - U_j)_+ \quad (33)$$

equivalently,

$$\frac{dx_i(t)}{dt} = x_i(t) \left[\sum_{j \neq 0} x_j(t) U_i(t) - \sum_{j \neq 0} x_j(t) U_j(t) - \gamma(U_0 - U_i)_+ + x_0(t)(U_i - U_0)_+ \right] \quad (34)$$

or, if we omit the time index and rewrite the equation:

$$\frac{dx_i(t)}{dt} = x_i [U_i - U_{avg} - x_0(U_i - U_0) - \gamma(U_0 - U_i)_+ + x_0(U_i - U_0)_+] \quad (35)$$

which can be analyzed in:

$$\frac{dx_i(t)}{dt} = x_i(U_i - U_{avg}), \text{ if } i \in \mathcal{I}^+ \quad (36)$$

$$\frac{dx_j(t)}{dt} = x_j[U_j - U_{avg} - (\gamma - x_0)(U_0 - U_j)], \text{ if } j \in \mathcal{I}^- \quad (37)$$

where \mathcal{I}^+ is the set of operators offering utility $U_i(t) \geq U_0$, and \mathcal{I}^- is the set of operators offering utility $U_j(t) < U_0$.

The dynamics of the population x_0 can be derived in a similar way:

$$x_0(t + \delta t) = x_0(t) - x_0(t) \delta t \sum_{i \neq 0} x_i(t) (U_i - U_0)_+ + \sum_{i \neq 0} x_i(t) \delta t \gamma (U_0 - U_i)_+ \quad (38)$$

which can be written as:

$$\frac{dx_0(t)}{dt} = (x_0 \sum_{i \in \mathcal{I}^+} x_i (U_0 - U_i) + \gamma \sum_{j \in \mathcal{I}^-} x_j (U_0 - U_j)) \quad (39)$$

Hence, equations (36), (37) and (39) describe the evolutionary dynamics of game \mathcal{G}_U .

B. Analysis of Stationary Points

Despite the system's different evolution, still it has the same stationary points as a system which is based solely on imitation revision strategies. In detail, the market state vector at a fixed point, $\mathbf{x}^* = (x_i^*, x_j^*, x_0^* : i \in \mathcal{I}^+, j \in \mathcal{I}^-)$, can be found by the following set of equations:

$$\frac{dx_i(t)}{dt} = \frac{dx_j(t)}{dt} = \frac{dx_0(t)}{dt} = 0 \quad (40)$$

Lemma A.1. *The stationary points of the evolutionary dynamics defined in equations (36), (37) and (39) are identical to the stationary points of the ordinary replicator dynamics [7] given by:*

$$\dot{x}_i(t) = 0 \Rightarrow x_i(t)[U_i(t) - U_{avg}(t)] = 0, i \in \mathcal{I} \quad (41)$$

and

$$\dot{x}_0(t) = 0 \Rightarrow x_0(t)[U_0 - U_{avg}(t)] = 0 \quad (42)$$

Proof: First we prove that, in any stationary point, x_j^* should be equal to zero. Since $U_{avg} \geq U_0 > U_j$, $x_j^* > 0$ implies that there should be at least one operator i with $U_i > U_{avg}$ and $x_i^* > 0$. Therefore $(U_i - U_{avg})$ cannot be equal to zero $\forall i \in \mathcal{I}^+$, and \dot{x}_i cannot be equal to zero at least for one operator. Therefore (40) cannot be satisfied, if $x_j^* \neq 0$.

When $x_j = 0$, the evolutionary dynamics given by eq. (36), (37) and (39) reduce to ordinary replicator dynamics:

$$\dot{x}_i(t) = x_i(t)[U_i(t) - U_{avg}(t)] \quad \forall i \in \mathcal{I}, \quad \dot{x}_0(t) = x_0(t)[U_0 - U_{avg}(t)] \quad (43)$$

Hence stationary points are also identical to the stationary points of ordinary replicator dynamics. ■

Due to the above lemma, the stationary points for the users population associated with each operator $i \in \mathcal{I}$ should satisfy one of the following conditions: (i) $x_i^* = 0$, or (ii) $x_i^* > 0$ and $U_i^* = U_{avg}$. Similarly, for the neutral operator P_0 , eq. (42), it must hold: (i) $x_0^* = 0$ and $U_0^* > U_{avg}$, (ii) $x_0^* > 0$ and $U_0^* = U_{avg}$ or (iii) $x_0^* = 0$ and $U_0^* = U_{avg}$. The case $x_i^* = 0$ implies zero revenue for the i^{th} operator and hence case (i) does not constitute a valid choice. Therefore, there exist in total 3 possible combinations (cases) that will satisfy the stationarity properties given by eq. (41) and (42):

- **Case A:** $x_i^*, x_0^* > 0$ and $U_i^* = U_0$, $i \in \mathcal{I}$.

- **Case B:** $x_i^*, x_j^* > 0$, $x_0^* = 0$ and $U_i^* = U_j^*$, with $U_i^*, U_j^* > U_0, \forall i, j \in \mathcal{I}$.
- **Case C:** $x_i^*, x_j^* > 0$, $x_0^* = 0$ and $U_i^* = U_j^* = U_0, \forall i, j \in \mathcal{I}$.

Let us now find the exact value of the market state vector at the equilibrium (stationary point) \mathbf{x}^* for each case. First, let us define for every operator $i \in \mathcal{I}$ the scalar parameter $\alpha_i = W_i/N e^{U_0}$ and the respective vector $\alpha = (\alpha_i : i \in \mathcal{I})$.

We can find the stationary points for **Case A** by using the equation $U_i(W_i, x_i^*, \lambda_i) = U_0$ and imposing the constraint $x_0^* > 0$:

$$U_i(W_i, x_i^*, \lambda_i) = \log \frac{W_i}{N x_i^*} - \lambda_i = U_0 \Rightarrow x_i^* = \frac{W_i}{N e^{\lambda_i + U_0}} = \frac{\alpha_i}{e^{\lambda_i}} \quad (44)$$

and

$$x_0^* > 0 \Rightarrow 1 - \sum_{i=1}^I \frac{\alpha_i}{e^{\lambda_i}} > 0 \Rightarrow \sum_{i=1}^I \frac{\alpha_i}{e^{\lambda_i}} < 1 \quad (45)$$

Apparently, the state vector \mathbf{x}^* depends on the operators' price vector λ . Therefore, we define the set of all possible **Case A** stationary points, X_A , as follows:

$$X_A = \left\{ x_i^* = \frac{\alpha_i}{e^{\lambda_i}}, \forall i \in \mathcal{I}, x_0^* = 1 - \sum_{i=1}^I \frac{\alpha_i}{e^{\lambda_i}} : \lambda \in \Lambda_A \right\} \quad (46)$$

where Λ_A is the set of prices for which a stationary point in X_A is reachable, i.e. $x_0^* > 0$:

$$\Lambda_A = \left\{ (\lambda_1, \lambda_2, \dots, \lambda_I) : \sum_{i=1}^I \frac{\alpha_i}{e^{\lambda_i}} < 1 \right\} \quad (47)$$

Similarly, for **Case B**, we calculate the stationary points by using the set of equations $U_i(W_i, x_i^*, \lambda_i) = U_j(W_j, x_j^*, \lambda_j), \forall i, j \in \mathcal{I}$, which yields:

$$\log \left(\frac{W_1}{N x_1^*} \right) - \lambda_1 = \log \left(\frac{W_2}{N x_2^*} \right) - \lambda_2 = \dots = \log \left(\frac{W_i}{N x_i^*} \right) - \lambda_i \quad (48)$$

or, equivalently:

$$x_j^* = x_i^* \frac{e^{\lambda_i} \alpha_j}{e^{\lambda_j} \alpha_i} \quad \forall i, j \in \mathcal{I} \quad (49)$$

Moreover since $x_0^* = 0$ for **Case B**, the following holds:

$$\sum_{i \in \mathcal{I}} x_i^* = 1 \quad (50)$$

Using (49) and (50),

$$x_i^* = \frac{\alpha_i}{e^{\lambda_i} \sum_{j \in \mathcal{I}} \frac{\alpha_j}{e^{\lambda_j}}} \quad (51)$$

Additionally, $U_i > U_0$ implies that:

$$\log\left(\frac{W_i}{N x_i^*}\right) - \lambda_i > U_0 \Rightarrow x_i^* < \frac{\alpha_i}{e^{\lambda_i}} \quad (52)$$

Using (50) and (52),

$$\sum_{i=1}^I x_i^* < \sum_{i=1}^I \frac{\alpha_i}{e^{\lambda_i}} \Rightarrow \sum_{i=1}^I \frac{\alpha_i}{e^{\lambda_i}} > 1 \quad (53)$$

Therefore, according to (51) and (53), we define the set of all possible **Case B** stationary points, X_B , as follows:

$$X_B = \left\{ x_i^* = \frac{\alpha_i}{e^{\lambda_i} \sum_{j=1}^I \alpha_j / e^{\lambda_j}}, \forall i \in \mathcal{I}, x_0^* = 0 : \lambda \in \Lambda_B \right\} \quad (54)$$

where Λ_B is the set of prices for which a stationary point in X_B is feasible, $U_i^* > U_0$:

$$\Lambda_B = \left\{ (\lambda_1, \lambda_2, \dots, \lambda_I) : \sum_{i=1}^I \frac{\alpha_i}{e^{\lambda_i}} > 1 \right\} \quad (55)$$

Finally, the stationary points for the **Case C** solution must satisfy the following:

$$U_i = U_0, \quad x_0^* = 0 \quad (56)$$

which yields:

$$x_i^* = \frac{\alpha_i}{e^{\lambda_i}}, \quad \sum_{i=1}^I \frac{\alpha_i}{e^{\lambda_i}} = 1 \quad (57)$$

Therefore, we define the set of all possible **Case C** stationary points, X_C , as follows:

$$X_C = \left\{ x_i^* = \frac{\alpha_i}{e^{\lambda_i}}, \forall i \in \mathcal{I}, x_0^* = 0 : \lambda \in \Lambda_C \right\} \quad (58)$$

with

$$\Lambda_C = \left\{ (\lambda_1, \lambda_2, \dots, \lambda_I) : \sum_{i=1}^I \frac{\alpha_i}{e^{\lambda_i}} = 1 \right\} \quad (59)$$

First, we show that the revenue of each operator $i \in \mathcal{I}$ is a continuous and a quasi-concave function. Secondly, we analyze best response pricing in game \mathcal{G}_P . Then, we derive the Nash equilibriums (NEs) of the game using iterated strict dominance. Finally, we prove convergence to these equilibriums by showing that the \mathcal{G}_P is a potential game.

C. Properties of the Revenue Function

The revenue function of each operator i is given by the following equation:

$$R_i(\lambda_i, \lambda_{-i}) = \begin{cases} \frac{\alpha_i \lambda_i N}{e^{\lambda_i} \sum_{j=1}^I (\alpha_j / e^{\lambda_j})} & \text{if } \lambda_i < l_0, \\ \frac{\alpha_i \lambda_i N}{e^{\lambda_i}} & \text{if } \lambda_i \geq l_0. \end{cases} \quad (60)$$

where $l_0 = \log(\alpha_i / (1 - \sum_{j \neq i} \alpha_j / e^{\lambda_j}))$.

Each component (for each case) is a positive function which is also *log-concave*. This means that it is a quasiconcave function and hence uniqueness of optimal solution is ensured. Namely, it is:

$$R_i^A(\lambda_i) = \log\left(\frac{\alpha_i \lambda_i N}{e^{\lambda_i}}\right) = \log(\alpha_i \lambda_i N) - \lambda_i \quad (61)$$

and

$$R_i^A(\lambda_i)^{(1)} = \frac{1}{\lambda_i} - 1 \Rightarrow R_i^A(\lambda_i)^{(2)} = \frac{-1}{\lambda_i^2} < 0 \quad (62)$$

So, $f_A(\cdot)$ which is the log-function of R_i^A , is concave which means that the later is log-concave and since it is $R_i^A(\lambda_i) > 0$, it is also quasi-concave. Similarly, for the other component of the revenue

function:

$$R_i^B(\lambda_i, \lambda_{-i}) = \log\left(\frac{\alpha_i \lambda_i N}{\alpha_i + \beta e^{\lambda_i}}\right) = \log(\alpha_i \lambda_i N) - \log(\alpha_i + \beta e^{\lambda_i}) \quad (63)$$

where $\beta = \sum_{j \neq i} \frac{\alpha_j}{e^{\lambda_j}}$. The second derivative is:

$$R_i^B(\lambda_i, \lambda_{-i})^{(2)} = \frac{-1}{\lambda_i^2} - \frac{\alpha_i \beta e^{\lambda_i}}{(\alpha_i + \beta e^{\lambda_i})^2} < 0 \quad (64)$$

Hence, $R_i^B(\cdot)$ is also quasiconcave. Finally, it is easy to see that the function is continuous:

$$R_i^A(l_0, \lambda_{-i}) = R_i^B(l_0, \lambda_{-i}) = N(1 - \beta) \log\left(\frac{\alpha_i}{1 - \beta}\right) \quad (65)$$

D. Best Response Pricing in $\mathcal{G}_{\mathcal{P}}$ Game

Each operator i finds his best response price λ_i^* for each set of the $I - 1$ prices of the rest operators by solving the following optimization problems. For the case the price vector belongs to the set Λ_A , $\lambda \in \Lambda_A$, (\mathbf{P}_i^A) :

$$\max_{\lambda_i \geq 0} \frac{\alpha_i \lambda_i N}{e^{\lambda_i}} \quad (66)$$

s.t.

$$\sum_{j=1}^I \frac{\alpha_j}{e^{\lambda_j}} < 1 \quad (67)$$

where the constraint can be rewritten as follows:

$$\lambda_i > \log\left(\frac{\alpha_i}{1 - \sum_{j \neq i} \alpha_j / e^{\lambda_j}}\right) \quad (68)$$

This problem is quasi-concave and hence it has a unique optimal solution, [16] which we denote λ_i^A and it is, [14]:

$$\lambda_i^A = 1, \text{ or } \lambda_i^A = \log\left(\frac{\alpha_i}{1 - \sum_{j \neq i} \alpha_j / e^{\lambda_j}}\right) + \epsilon \quad (69)$$

with $\epsilon > 0$. The value $\lambda_i^A = 1$ is the optimal solution of the respective unconstrained problem, with respective optimal revenue $R_i^A = \alpha N / e$, and it is feasible if $\lambda = (1, \lambda_{-i}) \in \Lambda_A$. Otherwise, since

$R_i^A(\cdot)$ is a decreasing function of λ_i , operator i can only select the minimum price λ_i^A such that $(\lambda_i^A, \lambda_{-i}) \in \Lambda_A$.

Similarly, for the case the price vector belongs to the set Λ_B , $\lambda \in \Lambda_B$, it is (\mathbf{P}_i^B) :

$$\max_{\lambda_i \geq 0} \frac{\lambda_i \alpha_i N}{e^{\lambda_i} \sum_{j \in \mathcal{I}} \frac{\alpha_j}{e^{\lambda_j}}} \quad (70)$$

s.t.

$$\sum_{j \in \mathcal{I}} \frac{\alpha_j}{e^{\lambda_j}} > 1 \Rightarrow \lambda_i < \log\left(\frac{\alpha_i}{1 - \sum_{j \neq i} \alpha_j / e^{\lambda_j}}\right) \quad (71)$$

This is also a concave problem which has unique solution and can be either the optimal solution of the respective unconstrained problem, λ_i^* if $(\lambda_i^*, \lambda_{-i}) \in \Lambda_B$, or the maximum price for which the price vector belongs to Λ_B ($R_i^B(\cdot)$ increases with λ_i):

$$\lambda_i^B = \mu_i^*, \text{ or } \lambda_i^B = \log\left(\frac{\alpha_i}{1 - \sum_{j \neq i} \alpha_j / e^{\lambda_j}}\right) - \epsilon \quad (72)$$

Finally, for the special case that $\lambda \in \Lambda_C$, the price of each operator i is directly determined by the prices that the other operators have selected. Namely:

$$\lambda_i^C = \log\left(\frac{\alpha_i}{1 - \sum_{j \neq i} \alpha_j / e^{\lambda_j}}\right) \quad (73)$$

Whether each operator i will agree and adopt this price or not, depends on the respective accrued revenue, $R_i^C(\lambda_i^C, \lambda_{-i})$.

In the sequel, we examine and analyze jointly the solutions of the above optimization problems and derive the best exact best response of the i^{th} operator for each vector of the $I - 1$ prices λ_{-i} .

Lemma A.2. *For an operator i , if $(1, \lambda_{-i}) \notin \Lambda_A$, then there is no best response price λ_i^* , such that $(\lambda_i^*, \lambda_{-i}) \in \Lambda_A$.*

Proof: Given that the price vector $\lambda \in \Lambda_A$, best response price is, [?]:

$$\lambda_i^A = \begin{cases} 1 & \text{if } (1, \lambda_{-i}) \in \Lambda_A, \\ l_0 + \epsilon & \text{if } (1, \lambda_{-i}) \notin \Lambda_A. \end{cases} \quad (74)$$

and when $\lambda \in \Lambda_C$, price of operator i is $\lambda_i^C = l_0$.

It is known that if $(1, \lambda_{-i}) \notin \Lambda_A$, then $l_0 + \epsilon > 1$ since otherwise price vector $(l_0 + \epsilon, \lambda_{-i})$ cannot be in Λ_A . Therefore, R_i^A is a decreasing function at the point $\lambda_i = l_0 + \epsilon$ due to quasi-concavity property. So, if $(1, \lambda_{-i}) \notin \Lambda_A$, then $R_i^C(l_0) = R_i^A(l_0) > R_i^A(l_0 + \epsilon)$ which means that λ_i^C always gives better response than λ_i^A . ■

Lemma A.3. *Suppose that μ_i^* is the optimal solution of the unconstraint R_i^B . For an operator i , if $(\mu_i^*, \lambda_{-i}) \notin \Lambda_B$, then there is no best response price λ_i^* , such that $(\lambda_i^*, \lambda_{-i}) \in \Lambda_B$.*

Proof: Given that the price vector $\lambda \in \Lambda_B$, best response price is:

$$\lambda_i^B = \begin{cases} \mu_i^* & \text{if } (\mu_i^*, \lambda_{-i}) \in \Lambda_B, \\ l_0 - \epsilon & \text{if } (\mu_i^*, \lambda_{-i}) \notin \Lambda_B. \end{cases} \quad (75)$$

and recall that $\lambda_i^C = l_0$.

It is known that if $(\mu_i^*, \lambda_{-i}) \notin \Lambda_B$, then $l_0 - \epsilon < \mu_i^*$ since otherwise price vector $(l_0 - \epsilon, \lambda_{-i})$ cannot be in Λ_B . Therefore, R_i^B is an increasing function at the point $\lambda_i = l_0 - \epsilon$ due to quasi-concavity property. So, if $(\mu_i^*, \lambda_{-i}) \notin \Lambda_B$, then $R_i^C(l_0) = R_i^B(l_0) > R_i^B(l_0 - \epsilon)$ which means that λ_i^C always gives better response than λ_i^B . ■

Theorem A.4. *The best response price of an operator i is:*

$$\lambda_i^* = \begin{cases} 1 & \text{if } (1, \lambda_{-i}) \in \Lambda_A, \\ \mu_i^* & \text{if } (\mu_i^*, \lambda_{-i}) \in \Lambda_B, \\ \lambda_i^C = l_0 & \text{otherwise.} \end{cases} \quad (76)$$

Proof: First we prove that $(1, \lambda_{-i}) \in \Lambda_A$ and $(\mu_i^*, \lambda_{-i}) \in \Lambda_B$ cannot be true at the same time. Since μ_i^* is the optimal solution of unconstraint R_i^B :

$$\frac{dR_i^B(\lambda_i)}{d\lambda_i} = 0 \Rightarrow e^{\mu_i^*} (\mu_i^* - 1) = \frac{\alpha_i}{\sum_{j \neq i} \frac{\alpha_j}{e^{\lambda_j}}} \quad (77)$$

It is obvious that equation (77) can only hold when $\mu_i^* > 1$. Note that if $(\mu_i^*, \lambda_{-i}) \in \Lambda_B$, $(l, \lambda_{-i}) \in \Lambda_B$ is also valid for any price $l < \mu_i^*$. Hence, $(1, \lambda_{-i}) \in \Lambda_B$ should also be true. With a similar reasoning, when $(1, \lambda_{-i}) \in \Lambda_A$, $(l, \lambda_{-i}) \in \Lambda_A$ is valid for any price $l > 1$, hence $(\mu_i^*, \lambda_{-i}) \in \Lambda_A$.

It is also evident that if $(1, \lambda_{-i}) \in \Lambda_A$, λ_i^C cannot be a best response, because $R_i^A(1) > R_i^A(\lambda_i^C) = R_i^C(\lambda_i^C)$. Similarly, $(\mu_i^*, \lambda_{-i}) \in \Lambda_B$, λ_i^C cannot be a best response. Hence, first two cases of the theorem is proven.

Finally, from Lemma A.2 and Lemma A.3, we can say that λ_i^C dominates all other prices if $(1, \lambda_{-i}) \notin \Lambda_A$ and $(\mu_i^*, \lambda_{-i}) \notin \Lambda_B$. Hence the third case of the theorem is also proven. ■

E. Existence and Convergence Analysis of Nash Equilibriums

In the previous section, we derived the best response strategy for each player of the game $\mathcal{G}_{\mathcal{P}}$. The next important steps are **(i)** to explore the existence of Nash Equilibriums (NE) for $\mathcal{G}_{\mathcal{P}}$, and **(ii)** to study if the convergence to them is guaranteed? In [24], it is proven that if the game can be modeled as a potential game, not only the existence of pure NEs are ensured, but also convergence to them is guaranteed under any finite improvement path. In other words, a potential game always converges to pure NE when the players adjust their strategies based on accumulated observations as game unfolds. In this section, after giving definition of ordinal potential games, we prove that the game $\mathcal{G}_{\mathcal{P}}$ is an ordinal potential game.

Definition A.5. A game $(\mathcal{I}, \lambda, \{R_i\})$ is an **ordinal potential game**, if there is a potential function

$\mathcal{P} : [0, \lambda_{max}] \rightarrow \mathbb{R}$ such that the following condition holds:

$$\text{sgn}(\mathcal{P}(\lambda_i, \lambda_{-i}) - \mathcal{P}(\lambda'_i, \lambda_{-i})) = \text{sgn}(R_i(\lambda_i, \lambda_{-i}) - R_i(\lambda'_i, \lambda_{-i})) \text{ for any } i \in \mathcal{I} \text{ and } \lambda_i, \lambda'_i \in [0, \lambda_{max}] \quad (78)$$

where $\text{sgn}(\cdot)$ is the sign function.

Lemma A.6. *The game $\mathcal{G}_{\mathcal{P}}$ is an ordinal potential game.*

Proof: We define the potential function as:

$$\mathcal{P}(\lambda) = \begin{cases} \sum_{j=1}^I (\log \lambda_j - \lambda_j) & \text{if } \sum_{j=1}^I \alpha_j / e^{\lambda_j} \leq 1, \\ \sum_{j=1}^I (\log \lambda_j - \lambda_j) - \log(\sum_{j=1}^I \alpha_j / e^{\lambda_j}) & \text{if } \sum_{j=1}^I \alpha_j / e^{\lambda_j} > 1. \end{cases} \quad (79)$$

Therefore,

$$\mathcal{P}(\lambda_i, \lambda_{-i}) - \mathcal{P}(\lambda'_i, \lambda_{-i}) = \begin{cases} \log(\lambda_i / e^{\lambda_i}) - \log(\lambda'_i / e^{\lambda'_i}) & \text{if } \lambda_i, \lambda'_i \geq l_0 \\ \log \frac{\lambda_i}{e^{\lambda_i} (\frac{\alpha_i}{e^{\lambda_i}} + \sum_{j \neq i} \frac{\alpha_j}{e^{\lambda_j}})} - \log \frac{\lambda'_i}{e^{\lambda'_i} (\frac{\alpha_i}{e^{\lambda'_i}} + \sum_{j \neq i} \frac{\alpha_j}{e^{\lambda_j}})} & \text{if } \lambda_i, \lambda'_i < l_0 \\ \log \frac{\lambda_i}{e^{\lambda_i} (\frac{\alpha_i}{e^{\lambda_i}} + \sum_{j \neq i} \frac{\alpha_j}{e^{\lambda_j}})} - \log \frac{\lambda'_i}{e^{\lambda'_i}} & \text{if } \lambda_i < l_0, \lambda'_i \geq l_0 \\ \log \frac{\lambda_i}{e^{\lambda_i}} - \log \frac{\lambda'_i}{e^{\lambda'_i} (\frac{\alpha_i}{e^{\lambda'_i}} + \sum_{j \neq i} \frac{\alpha_j}{e^{\lambda_j}})} & \text{if } \lambda_i \geq l_0, \lambda'_i < l_0 \end{cases} \quad (80)$$

where $l_0 = \log(\alpha_i / (1 - \sum_{j \neq i} (\alpha_j / e^{\lambda_j})))$.

Moreover, using (81),

$$\log(R_i(\lambda_i, \lambda_{-i})) = \begin{cases} \log(\lambda_i / e^{\lambda_i}) + \log(\alpha_i N) & \text{if } \lambda_i \geq l_0, \\ \log \frac{\lambda_i}{e^{\lambda_i} (\frac{\alpha_i}{e^{\lambda_i}} + \sum_{j \neq i} \frac{\alpha_j}{e^{\lambda_j}})} + \log(\alpha_i N) & \text{if } \lambda_i < l_0. \end{cases} \quad (81)$$

Now, it is straightforward to show that $\mathcal{P}(\lambda_i, \lambda_{-i}) - \mathcal{P}(\lambda'_i, \lambda_{-i}) = \log(R_i(\lambda_i, \lambda_{-i})) - \log(R_i(\lambda'_i, \lambda_{-i}))$ for any operator $i \in \mathcal{I}$ and for any $\lambda_i, \lambda'_i \in [0, \lambda_{max}]$. Since $\log(R_i(\lambda_i, \lambda_{-i})) - \log(R_i(\lambda'_i, \lambda_{-i}))$ has always same sign as $R_i(\lambda_i, \lambda_{-i}) - R_i(\lambda'_i, \lambda_{-i})$, condition given in (78) is satisfied, and game $\mathcal{G}_{\mathcal{P}}$ is

an ordinal potential game. ■

F. Detailed Analysis of the Nash Equilibriums

In the previous section, we proved the existence of pure NE and convergence to them. In this section, we extend our analysis further in order to find these NEs. For the sake of simplicity, we consider the case where all the operators have same amount of available spectrum $W_i = W, \forall i$ and hence $\alpha_i = \alpha$.

Before starting our analysis, we rewrite constraint of set Λ_A given in eq. (47) as follows:

$$\alpha \leq \frac{1}{\sum_{j \in \mathcal{I}} \frac{1}{e^{\lambda_j}}} = \frac{H(\{e^{\lambda_j} | j \in \mathcal{I}\})}{I} \quad (82)$$

where $H(\cdot)$ is the harmonic mean function of the variables $(e^{\lambda_1}, e^{\lambda_2}, \dots, e^{\lambda_I}) = (\{e^{\lambda_j} | j \in \mathcal{I}\})$. Therefore, if $\lambda \in \Lambda_A$, it is:

$$H(\{e^{\lambda_j} | j \in \mathcal{I}\}) \geq \alpha I \quad (83)$$

Similarly, according to (55), if $\lambda \in \Lambda_B$ then:

$$H(\{e^{\lambda_j} | j \in \mathcal{I}\}) \leq \alpha I \quad (84)$$

and finally, if $\lambda \in \Lambda_C$:

$$H(\{e^{\lambda_j} | j \in \mathcal{I}\}) = \alpha I \quad (85)$$

Next, we define a new variable, h as the natural logarithm of the harmonic mean:

$$h = \log(H(\{e^{\lambda_j} | j \in \mathcal{I}\})) \quad (86)$$

Note that, since e^h is the harmonic mean of $\{e^{\lambda_j} | j \in \mathcal{I}\}$, we can say that one of the following should hold:

- 1) Every operator $i \in \mathcal{I}$ adopts the same price $\lambda_i = h$.

- 2) If one operator $j \in \mathcal{I}$ selects a price $\lambda_j < h$, then there must be at least one other operator $k \in \mathcal{I}$ who will adopt a price $\lambda_k > h$.

Additionally, we define the variable h_{-i} which is similar to h except that price of the i^{th} operator is excluded. That is:

$$h_{-i} = \log(H(\{e^{\lambda_j} | j \in \mathcal{I} \setminus i\})) \quad (87)$$

It is obvious that if $\lambda_i > h$, then $h_{-i} < h$, if $\lambda_i < h$, then $h_{-i} > h$, and if $\lambda_i = h$, then $h_{-i} = h$.

Lemma A.7. *If $\alpha \in A_1 = (0, e/I)$, there is a unique NE $\lambda^* \in \Lambda_A$, with $\lambda^* = (\lambda_i^* = 1 : i \in \mathcal{I})$*

Proof: First, we prove that the NE cannot be in Λ_B or Λ_C ($\lambda^* \notin \Lambda_B \cup \Lambda_C$) if $\alpha \in A_1 = (0, e/I)$. Notice that, when the price vector is not in Λ_A , $h \leq \log(\alpha I) < 1$ for given α values. Therefore there exists at least one operator with price less than one. Since R_i^B is an increasing function between $\lambda_i \in (0, 1)$, operators with $\lambda_i < 1$ would gain more revenue by unilaterally increasing their prices. Therefore λ^* can only be in Λ_A . According to Theorem A.4, given that the price vector is in Λ_A , optimal price for any operator i can only be $\lambda_i^A = 1$ if $(1, \lambda_{-i}) \in \Lambda_A$. Since $\lambda^* = (\lambda_i^* = 1 : i \in \mathcal{I}) \in \Lambda_A$ when $\alpha \in A_1$, it is a feasible and unique solution. ■

Lemma A.8. *μ_i^* is always between $\frac{I}{I-1}$ and h_{-i}*

Proof: We can rewrite equation (77) as follows:

$$e^{\mu_i^*}(\mu_i^* - 1) = \frac{e^{h_{-i}}}{I-1} \quad (88)$$

where h_{-i} is defined in equation (87). Now, if $h_{-i} < \frac{I}{I-1}$, or equivalently if $h_{-i} - 1 < \frac{1}{I-1}$, then λ_i^* should be greater than h_{-i} in order to satisfy (88). Moreover, if $\lambda_i^* > h_{-i}$, then $\lambda_i^* - 1$ should be less than $\frac{1}{I-1}$ in order to satisfy (88). Therefore, $h_{-i} < \lambda_i^* < \frac{I}{I-1}$. Similarly, if $h_{-i} \geq \frac{I}{I-1}$, then $\frac{I}{I-1} \leq \lambda_i^* \leq h_{-i}$, which proves the lemma. ■

Lemma A.9. *If $\alpha \in A_3 = (e^{I/(I-1)}, \infty)$, there is a unique NE $\lambda^* \in \Lambda_B$, with $\lambda^* = (\lambda_i^* = I/(I-1) : i \in \mathcal{I})$*

Proof: First we prove that there is no NE in Λ_A if $\alpha \geq e/I$ (i.e. if $\alpha \in A_2 \cup A_3$). According to Theorem A.4, optimal price for any operator i can only be $\lambda_i^A = 1$ if $(1, \lambda_{-i}) \in \Lambda_A$. Otherwise λ_i^C dominates λ_i^A . Since $\lambda^* = (\lambda_i^* = 1 : i \in \mathcal{I}) \notin \Lambda_A$ when $\alpha \in A_2 \cup A_3$, there is no NE in Λ_A .

Secondly, we prove that there is no NE in Λ_C if $\alpha \in A_3 = (e^{I/(I-1)}, \infty)$. Recall that, when the price vector is in Λ_C , $h = \log(\alpha I) > I/(I-1)$, which means that there exists at least one operator with price $\lambda_i^C > I/(I-1)$ and $\lambda_i^C \geq h$. Remember that if $\lambda_i \geq h$, then $h_{-i} \leq h$, so $\lambda_i \geq h_{-i}$. Therefore, for an operator i , λ_i^C is greater than both h_{-i} and $I/(I-1)$. According to Theorem A.4 and Lemma A.8, when $(\mu_i^*, \lambda_{-i}) \in \Lambda_B$, best response price of operator i is μ_i^* which is between h_{-i} and $I/(I-1)$. This means that for at least one operator, λ_i^C is greater than μ_i^* , which implies that $(\mu_i^*, \lambda_{-i}) \in \Lambda_B$. This operator can increase his revenue by reducing his price to μ_i^* . Therefore, there is no NE in Λ_C for the given α values, and we proved that the NE can only be in Λ_B .

Finally, we prove that the only NE is $\lambda^* = (\lambda_i^* = I/(I-1) : i \in \mathcal{I})$, if $\alpha \in A_3$. According to Lemma A.8, μ_i^* is between h_{-i} and $I/(I-1)$ for all operators. h can be greater than or less than $I/(I-1)$. If $h \geq I/(I-1)$, unless all of the operators set their prices to $I/(I-1)$, there exists at least one operator i with price λ_i greater than both h_{-i} and $I/(I-1)$. Hence, λ_i is also greater than μ_i^* and this operator can increase his revenue by reducing his price to μ_i^* . Similarly, if $h < I/(I-1)$, there exists at least one operator with price λ_i less than both h_{-i} and $I/(I-1)$. This operator can increase his revenue by increasing his price. If all the operators set their prices to $\lambda_i = I/(I-1)$, the price vector is in Λ_B and none of the operators can increase his revenue by unilaterally changing his price. Therefore, the only NE is $\lambda^* = (\lambda_i^* = I/(I-1) : i \in \mathcal{I})$.

Hence the lemma is proved. ■

Lemma A.10. *If $\alpha \in A_2 = [e/I, e^{I/(I-1)}]$, a NE can only be in Λ_C .*

Proof: In the proof of the Lemma A.9, we showed that there is no NE in Λ_A , if $\alpha \in A_2$. We can also prove that there is no NE in Λ_B for the given range of α values. If the price vector is in Λ_B and $\alpha < \frac{e^{I/(I-1)}}{I}$, then $h < I/(I-1)$. Therefore, there is at least one operator with price $\lambda_i \leq h_{-i}$ and $\lambda_i < I/(I-1)$, who can increase his revenue by increasing his price. So we conclude

that, if $\alpha \in A_2 = [e/I, e^{I/(I-1)}]$, there is no NE in Λ_A or Λ_B . ■

Lemma A.11. *If $\alpha \in A_2 = [e/I, e^{I/(I-1)}]$, $\lambda^* \in \Lambda_C$ with $\lambda^* = (\lambda_i^* = \log(I\alpha) : i \in \mathcal{I})$ is a NE.*

Proof: When all the operators set the same price $\lambda_i^* = \log(I\alpha)$ and $\alpha \in A_2 = [e/I, e^{I/(I-1)}]$, $\log(I\alpha)$ is between 1 and μ_i^* for all operators (this can be verified through equation (77)). Therefore, for any operator i , $(1, \lambda_{-i}) \notin \Lambda_A$ and $(\mu_i^*, \lambda_{-i}) \notin \Lambda_B$. Then, according to Theorem A.4, best response price is λ_i^C which is equal to $\log(I\alpha)$. Hence, no operator can gain more revenue by unilaterally changing his price, and $\lambda^* = (\lambda_i^* = \log(I\alpha) : i \in \mathcal{I})$ is a NE. ■

Finally we analyze the NE for boundary values of A_2 , i.e. for $\alpha = e/I$ and $\alpha = e^{I/(I-1)}/I$. In the previous lemma, it is proven that $\lambda^* = (\lambda_i^* = \log(I\alpha) : i \in \mathcal{I})$ is a NE if $\alpha \in A_2$. We can also prove that it is the only NE for these boundary values. In Lemma A.10, it is proven that any NE is in Λ_C for these α values. So, when $\alpha = e/I$, $h = \log(I\alpha) = 1$, which means that unless all of the users set their prices to one, there exists some operators with $\lambda_i < 1$. These operators would gain more revenue by setting their prices to one. Hence, the only NE is $\lambda_i^* = \log(I\alpha) = 1$. Similarly, when $\alpha = e^{I/(I-1)}/I$, $h = \log(I\alpha) = I/(I-1)$. This means that unless all of the users set their prices to $I/(I-1)$, there exists some operators with λ_i greater than both h_{-i} and $M/(M-1)$. These operators would gain more revenue by reducing their prices. Hence, the only NE is $\lambda_i^* = \log(I\alpha) = I/(I-1)$.

We also show that when $\alpha \in (e/I, e^{I/(I-1)})$, there can be infinitely many NEs, all in Λ_C , via numerical simulations. For different initial price settings, the game converges to different NE.

Theorem A.12. *The game $\mathcal{G}_{\mathcal{P}}$ attains a pure NE which depends on the value of parameter α as follows:*

- *If $\alpha \in A_1 = (0, e/I)$, there is a unique NE $\lambda^* \in \Lambda_A$, with $\lambda^* = (\lambda_i^* = 1 : i \in \mathcal{I})$ and respective market equilibrium $\mathbf{x}^* \in X_A$.*
- *If $\alpha \in A_3 = (e^{I/(I-1)}/I, \infty)$, there is a unique NE $\lambda^* \in \Lambda_B$, with $\lambda^* = (\lambda_i^* = I/(I-1) : i \in \mathcal{I})$,*

which induces a respective market equilibrium $\mathbf{x}^* \in X_B$.

- If $\alpha \in A_2 = [e/I, e^{T-1}/I]$, there exist infinitely many NEs, $\lambda^* \in \Lambda_C$, and each one of them yields a respective market stationary point $\mathbf{x}^* \in X_C$.

Proof: Lemma A.6 proves that the game \mathcal{G}_P is a finite ordinal potential game. Therefore, it always attains a pure NE. Lemma A.7 proves the case for $\alpha \in A_1 = (0, e/I)$, Lemma A.9 proves the case for $\alpha \in A_3 = (e^{T-1}/I, \infty)$ and ... *Case 3 should be revised...* ■

REFERENCES

- [1] K. Leung, J. Huang, "Regulating Wireless Access Pricing", *ICC*, 2011.
- [2] J. Park, and M. van der Schaar, "The Theory of Intervention Games for Resource Sharing in Wireless Communications", *IEEE Journal on Selected Areas in Communications*, to appear, 2011.
- [3] D. Lingjie, J. Huang, and B. Shou, "Competition with Dynamic Spectrum Leasing", *IEEE DySPAN*, 2010.
- [4] D. Niyato, E. Hossain, "Modeling User Churning Behavior in Wireless Networks Using Evolutionary Game Theory", *IEEE WCNC*, 2008.
- [5] A. Mas-Colell, M. D. Whinston, and J. R. Green, "Microeconomic Theory", *Oxford University Press*, 1995.
- [6] , W. H. Sandholm "Population Games and Evolutionary Dynamics", *MIT Press*, December 2010.
- [7] W. H. Sandholm, "Pairwise Comparison Dynamics and Evolutionary Foundations for Nash Equilibrium", *Games*, vol. 1, pp. 3-17, 2010.
- [8] X. Chen, and J. Huang, "Evolutionarily Stable Spectrum Access in a Many-Users Regime", *IEEE Global Communications Conference*, 2011.
- [9] G. Vojislav, J. Huang, and B. Rimoldi, "Competition of Wireless Providers for Atomic Users: Equilibrium and Social Optimality", *47th annual Allerton Conference*, Illinois, USA, 2009.
- [10] D. Niyato, E. Hossain, and Z. Han, "Dynamics of Multiple-Seller and Multiple-Buyer Spectrum Trading in Cognitive Radio Networks: A Game-Theoretic Modeling Approach", *IEEE Transactions on Mobile Computing*, Vol. 8, No. 8, Aug. 2009.
- [11] D. Niyato, E. Hossain, "Dynamics of Network Selection in Heterogeneous Wireless Networks: An Evolutionary Game Approach", *IEEE Transactions on Vehicular Technology*, Vol. 58, No. 4, May 2009.
- [12] S. Iellamo, L. Chen, M. Coupechoux, "Let Cognitive Radios Imitate: Imitation-based Spectrum Access for Cognitive Radio Networks", *submitted*, 2011.
- [13] L. Gao, X. Wang, Y. Xu, "Multiradio Channel Allocation in Multihop Wireless Networks", *IEEE Transactions on Mobile Computing*, vol. 8, no. 11, Nov. 2009.
- [14] O. Korcak, G. Iosifidis, and ..., "Competition, Cooperation and Regulation in Secondary Spectrum Markets", *Technical Report*, Nov. 2011.

- [15] D. Fudenberg, and J. Tirole, "Game Theory", *MIT Press*, 1991.
- [16] S. Boyd, L. Vandenberghe, "Convex Optimization", *Cambridge University Press*, 2004.
- [17] C. Courcoubetis, R. R. Weber, "Pricing Communication Networks: Economics, Technology and Modelling", *Wiley*, 2003.
- [18] D. Acemoglou, and A. Ozdaglar, "Price Competition in Communication Networks", *Infocom*, 2006.
- [19] L. He, J. C. Walrand, "Pricing and revenue sharing strategies for Internet service providers", *IEEE Journal on Selected Areas in Communications*, 24(5): 942-951, 2006.
- [20] A. Ozdaglar, and R. Srikant, "Incentives and Pricing in Communication Networks", *chapter in Algorithmic Game Theory*, Noam Nisan, Tim Roughgarden, Eva Tardos, and Vijay Vazirani, editors, Cambridge University Press, 2007.
- [21] T. Nguyen, H. Zhou, R. Berry, M. Honig and R. Vohra, "The Impact of Additional Unlicensed Spectrum on Wireless Services Competition", in *Proc. of IEEE DySPAN*, Germany, 2011.
- [22] S. Shakkottai, and R. Srikant, "Economics of Network Pricing With Multiple ISPs", *IEEE/ACM Transactions on Networking*, vol. 14, no. 6, 2006.
- [23] P. Maille, and B. Tuffin, "Price War in Heterogeneous Wireless Networks", *Computer Networks*, 54(13): 2281-2292, 2010.
- [24] D. Monderer, and L. S. Shapley, "Potential Games", *Games and Economic Behavior*, vol 14, pp. 124-143, 1996.