

A unified framework for non-Brownian suspension flows and soft amorphous solids

Edan Lerner ^{*}, Gustavo Düring ^{*}, and Matthieu Wyart ^{*}.

^{*}Center for Soft Matter Research, Department of Physics, New York University, New York, NY 10003, USA

Submitted to Proceedings of the National Academy of Sciences of the United States of America

While the rheology of non-Brownian suspensions in the dilute regime is well-understood, their behavior in the dense limit remains mystifying. As the packing fraction of particles increases, particle motion becomes more collective, leading to a growing length scale and scaling properties in the rheology as the material approaches the jamming transition. There is no accepted microscopic description of this phenomenon. However, in recent years it has been understood that the elasticity of simple amorphous solids is governed by a critical point, the unjamming transition where the pressure vanishes, and where elastic properties display scaling and a diverging length scale. The correspondence between these two transitions is at present unclear. Here we show that for a simple model of dense flow, which we argue captures the essential physics near the jamming threshold, a formal analogy can be made between the rheology of the flow and the elasticity of simple networks. This analogy leads to a new conceptual framework to relate microscopic structure to rheology. It enables us to define and compute numerically normal modes and a density of states. We find striking similarities between the density of states in flow, and that of amorphous solids near unjamming: both display a plateau above some frequency scale $\omega^* \sim |z_c - z|$, where z is the coordination of the network of particles in contact, $z_c = 2D$ where D is the spatial dimension. However, a spectacular difference appears: the density of states in flow displays a single mode at another frequency scale $\omega_{\min} \ll \omega^*$ governing the divergence of the viscosity.

suspensions | rheology

Introduction

Suspensions are heterogeneous fluids containing solid particles. Their viscosity in the dilute regime was computed early on by Einstein and Batchelor [1]. However, as the packing fraction ϕ increases, steric hindrance becomes dominant and particles move under stress in an increasingly coordinated way. For non-Brownian particles, the viscosity diverges as the suspension jams into an amorphous solid. This jamming transition is a non-equilibrium critical phenomena: the rheology displays scaling laws [2, 3, 4, 5, 6, 7, 8] and a growing length scale [2, 3, 9, 10]. Jamming occurs more generally in driven materials made of repulsive particles, such as in aerial granular flows [11] with similar rheological phenomenology [12], and where large eddies are observed as jamming is approached [9]. This phenomenology bears similarity with that of the glass transition, where steric hindrance increases upon cooling, and where the dynamics becomes increasingly collective as relaxation times grow [13]. In dense granular materials and in supercooled liquids, the physical origin of collective dynamics and associated rheological phenomena remain elusive.

Recent progress has been made on a related problem, the *unjamming* transition where a solid made of repulsive soft particles is isotropically decompressed toward vanishing pressure [14, 15, 16, 17, 18, 19, 20]. In this situation various properties of the amorphous solid, such as elasticity, transport and force propagation, display scaling with the distance from threshold [14, 21, 22] and are characterized by a diverging length scale [17, 18]. The packing geometry also displays scaling: the average number of contacts or coordination z of jammed particles, is observed to converge [5] to the minimal value al-

lowing mechanical stability z_c derived by Maxwell [23]. The-

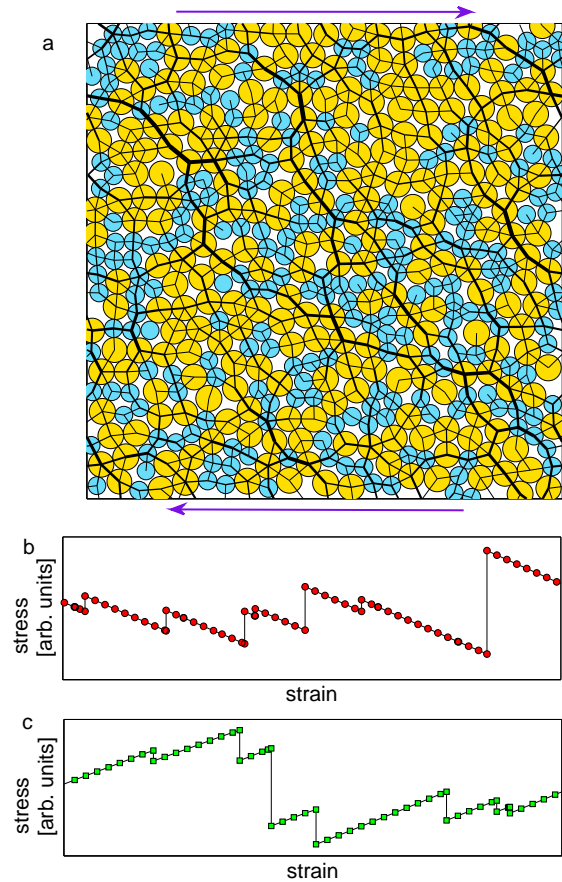


Fig. 1. (a) Snapshot of a configuration visited under flow from simulations in two dimensions (see Methods Section for details). Small particles are in blue, large particles are in yellow. The width of the black segments connecting particles is proportional to the contact force. The arrows indicate the shear direction. (b) Example of the evolution of the stress with time. Instantaneous jumps upward correspond to the creation of new contacts. Stress relaxes smoothly however within periods where contacts do not change. Interestingly, this situation is opposite to the plasticity of amorphous elastic solids, where stress loads continuously before relaxing by sudden plastic events, as illustrated in (c) for compressed soft elastic particles under quasi-static shear.

Reserved for Publication Footnotes

oretically, these observations can be unified by the realization that the vibrational spectrum of these simple amorphous solids must display a cross-over at some threshold frequency [15], distinct from Anderson localization, above which vibrational modes are still extended but poorly transport energy [16]. This threshold frequency, corresponding to the so-called boson peak ubiquitously observed in glasses [24], is governed by coordination and applied pressure [25] and vanishes at the unjamming threshold.

Under an imposed shear flow, materials near the jamming transition are strongly anisotropic and particles receive a net force from particles they are in contact with. When an amorphous solid is decompressed toward its unjamming transition however, configurations are isotropic and forces are balanced. Despite these significant differences, both transitions deal with the emergence or disappearance of rigidity, and it is natural to seek a common description of these phenomena. Such a framework would unify the elastic and vibrational properties of amorphous solids, much studied in the context of granular materials, glasses [24] and gels of semi-flexible polymers [26], with the rheology of suspension flows. Herein we build the foundation of this framework, by focusing on a model of a suspension flow of non-Brownian hard particles where hydrodynamic interactions are neglected [2]. The relationship between this model and real suspensions is not obvious. Here we furnish numerical observations and physical arguments to support the contention that this model captures the relevant

physics near jamming. The next step is to show that for this model, we can build a formal analogy between rheology and elasticity. This analogy allows us to simulate accurately and to measure with high precision key aspects of the particle organization, in particular the packing coordination. More fundamentally, it enables us to define and compute, in flows of hard particles, normal modes and their density, which are the natural mathematical objects connecting geometry to rheology. We find striking similarities between the jamming and the unjamming transitions: the coordination converges to Maxwell's value with a non-trivial scaling with pressure. Furthermore, the density of states displays a transition that is characteristic of vibrational properties of amorphous solids. However, a fundamental difference appears: the density of states displays bi-scaling instead of the simple scaling found near unjamming, with one mode at low-frequency that strongly couples to shear, which is responsible for the rapid divergence in viscosity.

Constitutive Relations

Dimensional analysis implies that suspensions of over-damped hard particles are controlled by one dimensionless parameter [6], the viscous number $I \equiv \dot{\gamma}\eta_0/\bar{p}$ where \bar{p} is the particle pressure, η_0 is the fluid viscosity and $\dot{\gamma}$ is the strain rate. For convenience we shall consider its inverse, the normalized pressure $p \equiv \bar{p}/\dot{\gamma}\eta_0$. The steady-state rheology is then entirely determined by two constitutive relations that allow the computation of the flow in various geometries [6, 12]: $\phi(p)$ describes the dilatancy of the material, and $\mu(p) \equiv \sigma/\bar{p}$ its effective friction, where σ is the shear stress. Near jamming it is observed experimentally that:

$$\phi_c - \phi(p) \propto 1/p^\alpha, \quad [1]$$

$$\mu(p) - \mu_c \propto 1/p^\beta, \quad [2]$$

with $\alpha \approx 1/2$ [6] and $\beta \approx 0.4$ [10, 6, 27]. Currently these constitutive relations are phenomenological, and lack a microscopic theory.

The Affine Solvent Model

We consider a model of hard frictionless particles immersed in a viscous fluid, that we call the Affine Solvent Model (ASM). The dynamics is over-damped, and hydrodynamic interactions are neglected: the viscous drag on a particle is equal to the difference between the imposed velocity of the underlying fluid and the particle velocity, times a coefficient ξ_0 . The flow of the fluid phase is undisturbed by the particles and is chosen to be an affine shear of strain rate $\dot{\gamma}$. For hard particles at fixed packing fraction, changing $\dot{\gamma}$ simply rescales time and the stress tensor must therefore be proportional to $\dot{\gamma}$ [30]. Note that for this model we can renormalize the pressure as $p \equiv \bar{p}/\dot{\gamma}\xi_0$ in two dimensions and $p \equiv \bar{p}d/\dot{\gamma}\xi_0$ in three dimensions, where d is taken to be the diameter of the small particles in our bi-disperse numerics.

We constructed an event-driven simulation scheme (see [31] and the Methods Section below) based on an exact equation of motion derived below, and on the actualization of the contact network, to simulate flow while carefully extracting the geometry of configurations visited. In Fig.(1) we present a snapshot of a configuration from our simulations in two-dimensions, and a typical stress-strain signal. A movie (Video S1) of our simulations can be found in the Supplementary Information.

Our results for the constitutive relations are shown in Fig.(2). We first note that fluctuations in pressure for a given ϕ , proportional to the extent along the p -axis of the

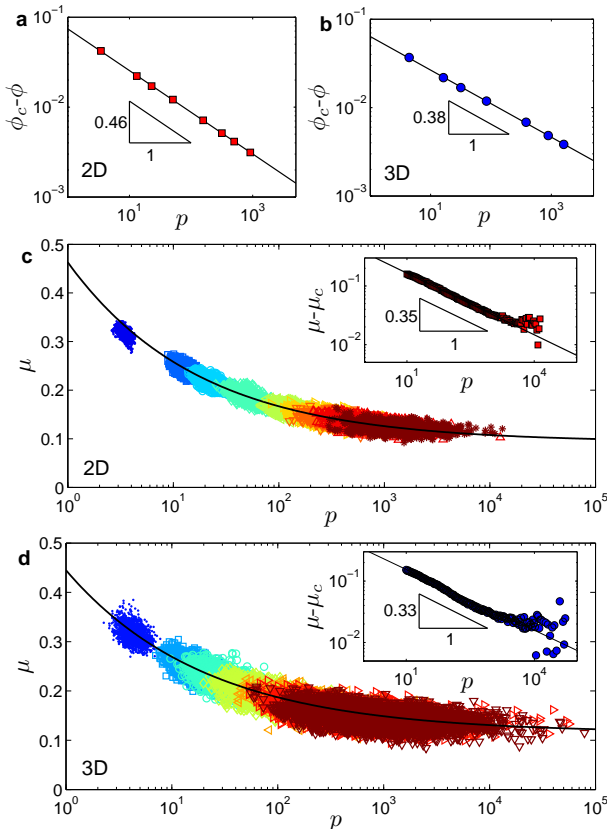


Fig. 2. The relation $\phi(p)$ within ASM is computed by averaging the normalized pressure p at different packing fractions. This relation is well-captured by Eq.(1) introduced to describe real suspension flows, with (a) $\phi_c \approx 0.842$ and $\alpha \approx 0.46$ for $D = 2$ and $N = 4096$ particles, (b) $\phi_c \approx 0.647$ and $\alpha \approx 0.38$ for $D = 3$ and $N = 1000$. The friction law $\mu(p)$ follows Eq.(2), with (a) $\mu_c \approx 0.093$ and $\beta \approx 0.35$ for $D = 2$, and (b) $\mu_c \approx 0.115$ and $\beta \approx 0.33$ for $D = 3$. The insets display $\mu - \mu_c$ averaged at fixed pressure. The main plots show non-averaged data, and colors label the different packing fractions where measurements were made, growing from blue to red (see Methods Section).

corresponding data-points cloud, diverge as jamming is approached, as expected from the observation that ϕ_c fluctuates in a finite size system [35]. This finite size effect creates a difficulty to accurately extract the exponent α that characterizes the dilatancy, see Eq.(1). Our simulation method does not allow for the study of larger systems, which would improve our estimation of this exponent; nevertheless, our results in two-dimensions are in good agreement with previous work [2, 28, 29]. Our results for three dimensions are similar to experimental observations: in three dimensions the friction law follows Eq.(2) with $\beta \approx 0.33$, whereas dilatancy follows Eq.(1) with $\alpha \approx 0.38$. These exponents are close to the experimentally observed exponents, supporting the claim that hydrodynamical interactions have weak effects, if any, on the critical behavior near jamming. Note that the exponents are found to be similar in two and three dimensions, raising the possibility that they are actually the same.

In sharp contrast with the fluctuations of pressure for a fixed packing fraction, the fluctuations in various quantities considered *as a function of pressure* are very limited, and seem to remain regular throughout the entire range of pressures simulated, see Figs.(2), (3) and (5). In addition, we detect no finite size effects when computing means as a function of pressure, see, for example, Fig.(5). Thus pressure is a much more suitable variable than packing fraction to quantify the distance from threshold and to study criticality in a finite system.

Relationship between dynamics and packing geometry

Within ASM the viscous drag force \vec{F}_k acting on particle k at position \vec{R}_k is $\vec{F}_k = -\xi_0(\vec{V}_k - \vec{V}^f(\vec{R}_k))$, where \vec{V}_k and $\vec{V}^f(\vec{R}_k)$ are the particle and fluid velocities respectively, and ξ_0 characterizes the viscous drag. This linear relation can be written for all particles in compact notation:

$$|F\rangle = -\xi_0(|V\rangle - |V^f\rangle) \equiv -\xi_0|V^{\text{na}}\rangle, \quad [3]$$

where the upper case ket notation $|X\rangle$ indicates a vector of dimension ND , D being the spatial dimension and N the number of particles. $|V^{\text{na}}\rangle \equiv |V\rangle - |V^f\rangle$ is the so-called non-affine velocity.

In addition to the viscous drag, a force $f_{ik}\vec{n}_{ik}$ is exerted on the k^{th} particle from all particles i which are in contact with particle k , where \vec{n}_{ik} is the unit vector along $\vec{R}_k - \vec{R}_i$. In the viscous limit considered here, forces are balanced $\vec{F}_k + \sum f_{ik}\vec{n}_{ik} = 0$, where the sum is over all particles i in contact with k . This equation can be written in compact notation:

$$|F\rangle + \mathcal{T}|f\rangle = 0, \quad [4]$$

where the lower case ket notation $|x\rangle$ indicates a vector of dimension N_c , the number of contacts. The linear operator \mathcal{T} is of dimension $ND \times N_c$, its non-zero elements correspond to the vectors \vec{n}_{ik} , for particles i and k in contact.

The last condition defining ASM is that particles cannot overlap. This condition is best expressed by considering the network of contacts, as illustrated in Fig.(1). This network rewires by instantaneous events where contacts open or close (see Video S1 in the S.I). In between these discrete events, the network is conserved, and the distance between particles in contact is fixed. This condition implies that

$$(\vec{V}_k - \vec{V}_i) \cdot \vec{n}_{ik} = 0, \quad [5]$$

for all contacts. The N_c linear constraints in the form of Eq.(5) (one constraint for each pair of particles in contact) can be written in compact notation as:

$$\mathcal{S}|V\rangle = \mathcal{S}|V^f\rangle + \mathcal{S}|V^{\text{na}}\rangle = 0 \quad \text{or} \quad \mathcal{S}|V^{\text{na}}\rangle = -\mathcal{S}|V^f\rangle, \quad [6]$$

where \mathcal{S} is the $N_c \times ND$ linear operator that computes the change in pairwise distances $|\delta r\rangle$ between particles in contact, induced by a displacement of the particles $|\delta R\rangle$: $\mathcal{S}|\delta R\rangle = |\delta r\rangle$. A direct inspection of the elements of \mathcal{S} indicates that it is the transpose of \mathcal{T} : $\mathcal{S} = \mathcal{T}^t$.

Now we may derive an expression for the viscosity. Operating with \mathcal{S} on Eq.(3), and using Eqs.(4) and (6), we obtain:

$$\mathcal{N}|f\rangle = -\xi_0\mathcal{S}|V^f\rangle \quad [7]$$

where $\mathcal{N} = \mathcal{S}\mathcal{T} = \mathcal{S}\mathcal{S}^t$ is a $N_c \times N_c$ symmetric operator, which is generally invertible when the viscosity is finite (see below). \mathcal{N} contains the information on the topology of the contact network (who is in contact with whom) and the contact orientations. \mathcal{N} characterizes how a contact force field $|f\rangle$ is unbalanced $\langle f|\mathcal{N}|f\rangle = \langle f|\mathcal{T}^t\mathcal{T}|f\rangle = \langle F|F\rangle$. The term $\mathcal{S}|V^f\rangle$ on the right hand-side of Eq.(7) is not singular near jamming, as it is the rate at which the contacts lengths would change (generating gaps or overlaps between particles) if particles were following the affine flow of the fluid. One can thus introduce the notation $\mathcal{S}|V^f\rangle \equiv \dot{\gamma}|\gamma\rangle$. For a pure shear in the (x, y) plane, the components of $|\gamma\rangle$ are $\gamma_{ij} = r_{ij}(\vec{n}_{ij} \cdot \vec{e}_x)(\vec{n}_{ij} \cdot \vec{e}_y)$, where r_{ij} is the distance between particles i and j . Inverting Eq.(7) and using this notation we derive an expression for the contact forces:

$$|f\rangle = -\xi_0\dot{\gamma}\mathcal{N}^{-1}|\gamma\rangle \quad [8]$$

This result, together with Eqs.(3) and (4) yields an expression for the dynamics: $|V^{\text{na}}\rangle = -\dot{\gamma}\mathcal{S}^t\mathcal{N}^{-1}|\gamma\rangle$. The shear stress σ carried by the particles is related to the contact forces by the relation [36] $\sigma \equiv -\vec{e}_x \cdot (\sum_{ij} f_{ij}r_{ij}\vec{n}_{ij} \otimes \vec{n}_{ij}) \cdot \vec{e}_y / \Omega = -\langle f|\gamma\rangle / \Omega$, where Ω is the volume of the system. We thus obtain from Eq.(8) the suspension viscosity η :

$$\eta = \frac{\xi_0}{\Omega} \langle \gamma|\mathcal{N}^{-1}|\gamma\rangle \quad [9]$$

Eq.(9) is a key result, as it shows that all the singularities that appear near jamming within ASM are contained in a single operator, \mathcal{N} , which connects rheology to geometry.

Analogy between elasticity and rheology

The operator \mathcal{N} bears similarities with the well-studied stiffness matrix \mathcal{M} that plays a central role in elasticity. By definition, the quadratic expansion of the energy in any elastic system is $\delta E = \langle \delta R|\mathcal{M}|\delta R\rangle/2$. Consider the case of an elastic network of un-stretched springs of unit stiffness. Labeling a spring by α , the energy can be expressed in terms of the spring elongation δr_α , namely:

$$\delta E = \sum_\alpha \frac{1}{2} \delta r_\alpha^2 \equiv \frac{1}{2} \langle \delta r|\delta r\rangle = \frac{1}{2} \langle \delta R|\mathcal{S}\delta R\rangle = \frac{1}{2} \langle \delta R|\mathcal{S}^t\mathcal{S}|\delta R\rangle \quad [10]$$

Together with the definition of \mathcal{M} , Eq.(10) implies that $\mathcal{M} = \mathcal{S}^t\mathcal{S}$. This expression is closely related to $\mathcal{N} = \mathcal{S}\mathcal{S}^t$, building a connection between rheological properties of suspended hard particles and the elasticity of spring networks with identical geometry. In particular, the spectra of \mathcal{M} and \mathcal{N} are identical for positive eigenvalues $\lambda \equiv \omega^2$, where ω is referred to as the mode frequency. To see this let us assume that $|\delta r(\omega)\rangle$ is a normalized eigenvector of \mathcal{N} , then

$$\mathcal{S}\mathcal{S}^t|\delta r(\omega)\rangle = \omega^2|\delta r(\omega)\rangle. \quad [11]$$

Operating on the above equation with \mathcal{S}^t we find:

$$\mathcal{S}^t\mathcal{S}\mathcal{S}^t|\delta r(\omega)\rangle \equiv \mathcal{M}\mathcal{S}^t|\delta r(\omega)\rangle = \omega^2\mathcal{S}^t|\delta r(\omega)\rangle, \quad [12]$$

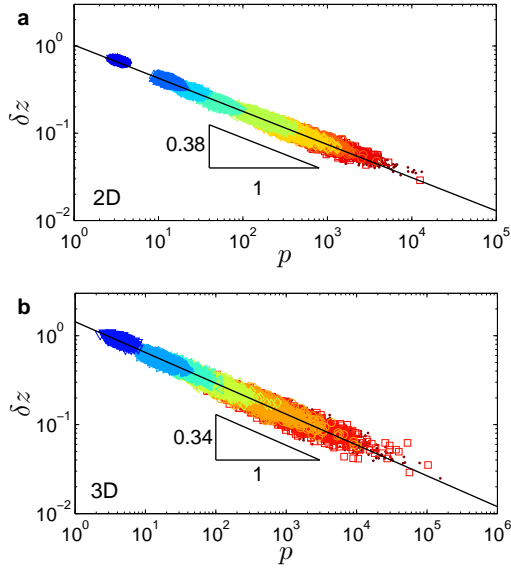


Fig. 3. The coordination displays scaling near jamming $\delta z \equiv z_c - z \sim 1/p^\delta$ in (a) two and (b) three dimensions. Particles barely connected to the contact network (making less than two contacts with their surrounding), the so-called rattlers, are removed from the analysis. Colors label different packing fractions (see Methods Section), growing from blue to red, and each data point pertains to a single configuration.

implying that $\mathcal{S}^t |\delta r(\omega)\rangle$ is an eigenvector of \mathcal{M} with the same eigenvalue ω^2 . Thus, there is a one-to-one correspondence between eigenvectors of \mathcal{M} and \mathcal{N} for positive eigenvalues.

This observation suggests that the analytical techniques that were developed to study elasticity in random media apply as well to rheology of suspensions, at least within ASM. Here we shall take another route by studying empirically the spectrum of \mathcal{N} , identifying what the spectral signatures of the singularities are in the rheological laws, and compare those with the known singularity in the spectrum of \mathcal{M} near the unjamming transition.

Microscopic analysis of flow configurations

A key variable that characterizes steric hindrance is the average number of contacts per particle, or the coordination $z = 2N_c/N$. This intuition is substantiated by Eq.(9), which indicates that the viscosity diverges when $\det(\mathcal{N}) = 0$. Since $\mathcal{N} = \mathcal{S}\mathcal{S}^t$, \mathcal{N} must display zero-modes if \mathcal{S}^t does, which must occur if $N_c > ND$, as \mathcal{S}^t is of dimension $ND \times N_c$. For the coordination this argument implies that jamming must occur if $z > 2D \equiv z_c$, a necessary condition for rigidity derived by Maxwell [23]. Earlier numerical work [32] considered the scaling of the coordination with ϕ , where it was found that for $\phi < \phi_c$, $z_0 - z \sim \phi_c - \phi$ with $z_0 = 3.8$. However, this analysis is hampered by the rather large fluctuations of ϕ_c in finite size systems [35], in addition to errors originating from the inclusion of rattlers. Our numerical procedure allows for a careful measurement of the coordination, displayed in Fig.(3). We find instead:

$$\delta z \equiv z_c - z \sim 1/p^\delta, \quad [13]$$

with $z_c = 2D$, $\delta \approx 0.38$ and $\delta \approx 0.34$ in two and three dimensions respectively.

Density of states

The symmetric operator \mathcal{N} is readily obtained from the contact network, and its spectrum is computed numerically. The

frequency spectra, or densities of states $D(\omega)$ defined as the number of modes per unit frequency per particle, are shown in Fig.(4) as jamming is approached. They consist of two structures: a plateau of modes appearing above some frequency threshold ω^* , and a gap at lower frequency, containing only one isolated mode of frequency ω_{\min} . Strikingly, this plateau is also present in the vibrational spectrum of simple amorphous solids [14, 17], where its onset frequency scales as $z - z_c$ [15, 16]. To determine if this scaling law holds in configurations visited in flows as well, we rescale the frequency axis by $\delta z \sim 1/p^\delta$. Fig.(4) displays a striking collapse of the plateau in the density of states, emphasizing the strong connection between elasticity near unjamming and the rheology of dense flows.

The sole exception is the isolated mode at low-frequency that does not collapse with this rescaling. Rather, its frequency scales as $\omega_{\min} \sim 1/p^\epsilon$ with $\epsilon \approx 0.51$ independently of the spatial dimension, as shown in Fig.(5). Such bi-scaling is a new feature of flow not present in the elasticity of solids near unjamming, and it is of critical importance for the rheology.

Using Eq.(9) we can separate the contributions of the first mode σ_0 and of the plateau $\sigma - \sigma_0$ to the shear stress σ . Denoting the lowest-frequency mode as $|\delta r_0\rangle$, and the rest of the modes by $|\delta r_\omega\rangle$, we obtain:

$$\sigma = \frac{\xi_0 \dot{\gamma}}{\Omega} \frac{\langle \gamma | \delta r_0 \rangle^2}{\omega_{\min}^2} + \frac{\xi_0 \dot{\gamma}}{\Omega} \sum_{\omega > \omega^*} \frac{\langle \gamma | \delta r_\omega \rangle^2}{\omega^2} \quad [14]$$

We find that the first term of Eq.(14), denoted σ_0 , dominates stress near jamming: $\sigma \rightarrow \sigma_0$. This stems from the fact that the first eigenvector has a very strong projection on a shear, that does not vanish as the number of particle increases: $\langle \gamma | \delta r_0 \rangle / (|\gamma| \times |\delta r_0|) \approx 0.15$ in three dimensions. Using that $|\gamma| \sim N$ and that $|\delta r_0| = 1$ leads to $\sigma_0 \sim 1/\omega_{\min}^2$. Since $\sigma_0 \sim \sigma \sim p$ we obtain $\omega_{\min} \sim 1/\sqrt{p}$ or $\epsilon = 1/2$, very close to the observation $\epsilon \approx 0.51$.

Note that the strong coupling between $|\delta r_0\rangle$ and $|\gamma\rangle$ implies, together with Eq.(8), that $|f\rangle/|f| \rightarrow |\delta r_0\rangle$ as $p \rightarrow \infty$. Thus Fig.(1a) and the movie in S.I., that display respectively an example of $|f\rangle$ and its evolution under shear very close to threshold, are very accurate representation of $|\delta r_0\rangle$.

The relative contribution of the rest of the density of states, corresponding to the second term in Eq.(14), vanishes as $(\sigma - \sigma_0)/\sigma \sim p^{-0.65}$, as shown in Fig.(5). This exponent can also be rationalized by a simple scaling estimate, similar to arguments previously introduced for isotropic configurations near the unjamming transition [22, 33]. Assuming that the modes $|\delta r_\omega\rangle$ forming the plateau in $D(\omega)$ have random orientations with respect to a shear [22] leads to $\langle \gamma | \delta r_\omega \rangle^2 \sim O(1)$. Thus

$$\begin{aligned} \frac{\sigma - \sigma_0}{\xi_0 \dot{\gamma}} &\equiv \frac{1}{\Omega} \sum_{\omega > \omega^*} \frac{\langle \gamma | \delta r_\omega \rangle^2}{\omega^2} \sim \frac{1}{\Omega} \sum_{\omega > \omega^*} \frac{\langle \delta r_\omega | \gamma \rangle^2}{\omega^2} \\ &\sim \int_{\omega > \omega^*} \frac{D(\omega) d\omega}{\omega^2} \sim \int_{\omega > \omega^*} \frac{d\omega}{\omega^2} \sim 1/\omega^* \sim 1/\delta z, \end{aligned}$$

implying $(\sigma - \sigma_0)/\sigma \sim \delta z/\sigma \sim \delta z/p \sim p^{\delta-1}$ which is indeed $p^{-0.65}$ in three dimensions. Thus most of the spectrum contributes less and less to the divergence of stress as jamming is approached. This contribution may nevertheless play an important role in the corrections to scaling, such as those leading to a varying friction law in Eq.(2). We shall explore this possibility in future work.

Discussion

We have shown that the rheological properties of ASM flows are described by a single operator \mathcal{N} , which is closely con-

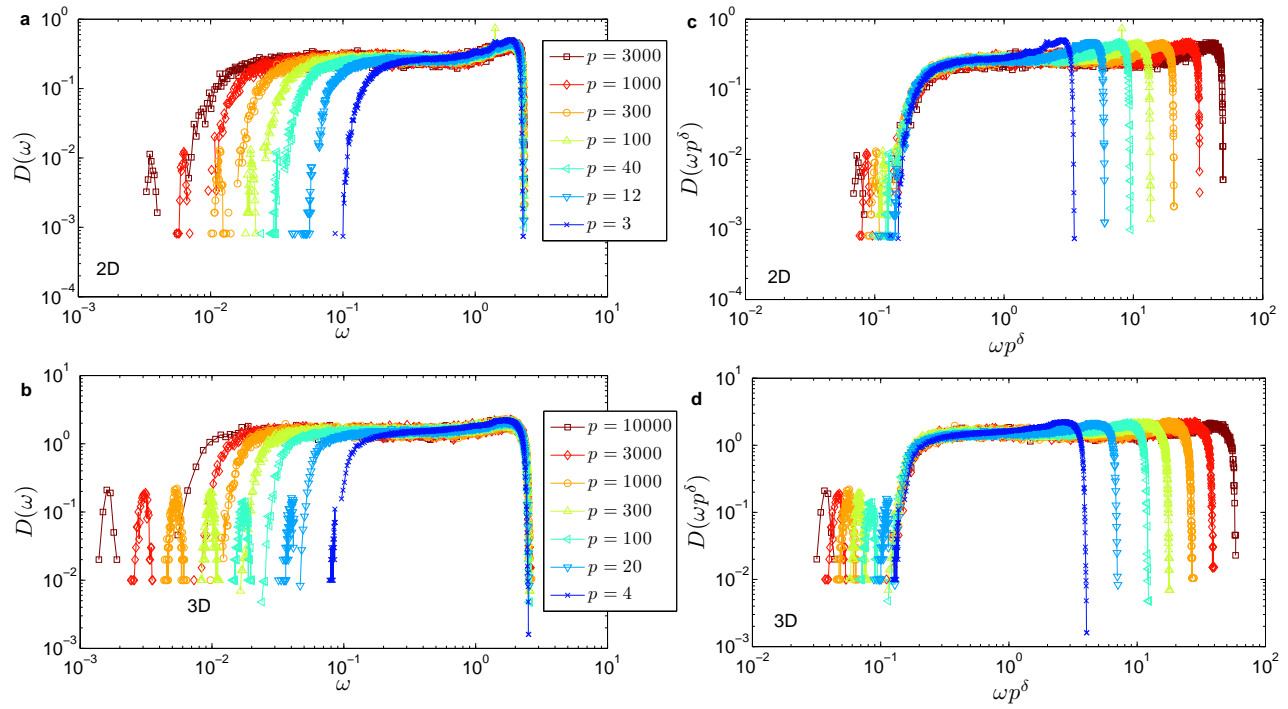


Fig. 4. Spectral analysis of the operator \mathcal{N} governing flow as jamming is approached. The density of states $D(\omega)$ averaged over 500 configurations for each pressure indicated in the legend, in (a) two and (b) three dimensions. The amplitude of the peak at low-frequency was rescaled to make it visible. Since it consists of one mode only, this amplitude vanishes in the thermodynamic limit. If the frequency axis is rescaled by the excess coordination $p^\delta \sim \delta z$, as in (c,d), the emergence of a plateau in $D(\omega)$ collapses, indicating that the frequency at which this plateau appears follows $\omega^* \sim \delta z$.

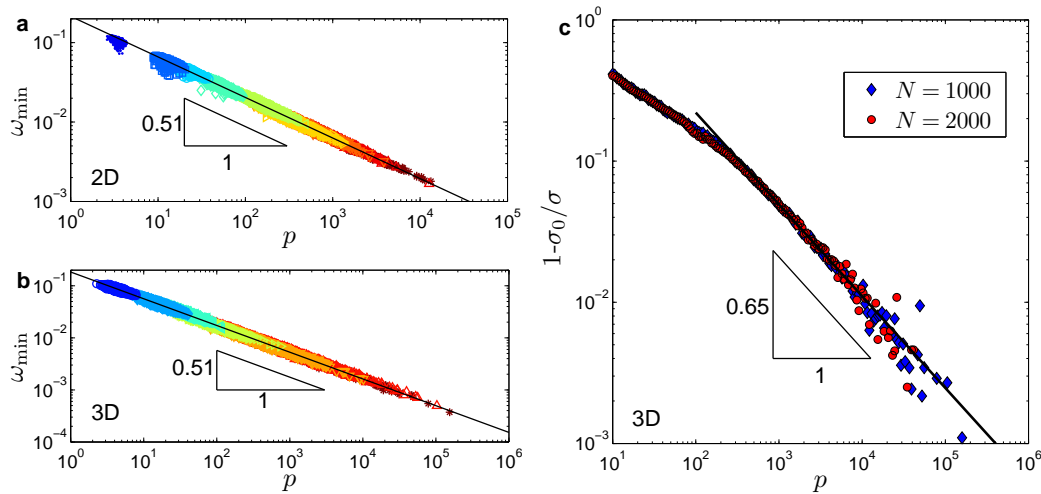


Fig. 5. Scaling of the lowest frequency ω_{\min} vs. normalized pressure p in (a) 2 and (b) 3 dimensions. This modes dominates the rheology near jamming, as can be seen by plotting the relative contribution $(\sigma - \sigma_0)/\sigma$ of all the other modes to the stress, that vanishes as $p^{-0.65}$. The relative contribution is found to be independent of N . It is likely that such a description will be of mean-field character. Near the unjamming transition the fact that a frequency scale ω^* scales linearly with the excess coordination δz in any dimension reflects the fact that spatial fluctuations of coordination are weak, and irrelevant. The unjamming transition is in some sense a mean-field version of rigidity percolation where bonds are deposited randomly on a lattice and where fluctuations are important [34], as a mean-field description of the latter gives the correct elastic behavior near unjamming [16]. Our finding that some frequency scale ω^* also scales like δz in ASM flows suggests that spatial fluctuations of coordination are irrelevant in dense suspensions too. This is

also supported by our observation that more generally, exponents appear to depend weakly, if at all, on spatial dimension.

To conclude, we discuss the generality of our results. Constitutive relations in ASM appear quantitatively similar to experiments in real suspensions. This result might seem surprising at first glance, since the fluid is certainly strongly disturbed by flow near jamming, unlike what ASM assumes. We speculate why these two problems may fall in the same universality class. In real flow dissipation is dominated by the viscous friction resulting from lubrication between neighboring particles. The corresponding tangential friction coefficient has a weak (logarithmic) dependence on the gap between particles, whereas the normal friction coefficient diverges as the inverse of the gap. However evidences [37, 27] support that due to the finite elasticity and/or roughness of the particles, real contacts are eventually formed [37, 27]. If so, one expects that the divergence of the normal friction coefficient will have a cut-off, and that the viscosity will be proportional to the square of the relative velocities between particles. In ASM, the viscosity is proportional to the square of the non-affine velocities. However, we have checked that both quantities are approximately proportional to each other as jamming is approached, supporting that this model is appropriate to describe the scaling properties of suspension flows near jamming. Further support comes from a recent work on the viscoelasticity of amorphous solids near unjamming [33], showing that variations in the dissipation mechanism need not alter the scaling relations for the viscoelastic properties.

1. Batchelor GK (1977) Effect of brownian motion on the bulk stress in a suspension of spherical particles. *J Fluid Mech* 83:97-117.
2. Olsson P and Teitel S (2007) Critical Scaling of Shear Viscosity at the Jamming Transition. *Phys Rev Lett* 99:178001.
3. Nordstrom KN, Verneuil E, Arratia PE, Basu A, Zhang Z, Yodh AG, Gollub JP, and Durian DJ (2010) Microfluidic rheology of soft colloids above and below jamming. *Phys Rev Lett* 105:175701.
4. Brown E and Jaeger HM (2009) Dynamic jamming point for shear thickening suspensions. *Phys Rev Lett* 103:086001.
5. Durian D (1995) Foam Mechanics at the Bubble Scale. *Phys Rev Lett* 75:4780.
6. Boyer F, Guazzelli É, and Pouliquen O (2011) Unifying suspension and granular rheology. *Phys Rev Lett* 107:188301.
7. Heussinger C, Berthier L, and Barrat J-L (2010) Superdiffusive, heterogeneous, and collective particle motion near the fluid-solid transition in athermal disordered materials. *EPL* 90:20005-p1.
8. Tighe BP, Woldhuis E, Remmers JJC, van Saarloos W, and van Hecke M (2010) Model for the scaling of stresses and fluctuations in flows near jamming. *Phys Rev Lett* 105:088303.
9. Pouliquen O (2004) Velocity correlations in dense granular flows. *Phys Rev Lett* 93(24):248001.
10. Lespiat R, Cohen-Addad S, and Höhler R (2011) Jamming and flow of random-close-packed spherical bubbles: An analogy with granular materials. *Phys Rev Lett* 106:148302.
11. Daerr A and Douady S (1999) Two types of avalanche behaviour in granular media. *Nature*, 399:241-243.
12. Jop P, Pouliquen O, and Forterre Y (2006) A constitutive law for dense granular flows. *Nature*, 441:727-730.
13. Berthier L, Biroli G, Bouchaud JP, Cipelletti L, El Masri D, L'Hôte D, Ladieu F, and Pierno M (2005) Direct experimental evidence of a growing length scale accompanying the glass transition. *Science* 310:1797-1800.
14. O'Hern CS, Silbert LE, Liu AJ, and Nagel SR (2003) Jamming at zero temperature and zero applied stress: The epitome of disorder. *Phys Rev E* 68:101136.
15. Wyart M, Nagel SR, and Witten TA (2005) Geometric origin of excess low-frequency vibrational modes in amorphous solids. *EPL* 72:486.
16. Wyart M (2010) Scaling of phononic transport with connectivity in amorphous solids. *Eur Phys Lett* 89:64001.
17. Silbert LE, Liu AJ, and Nagel SR (2005) Vibrations and diverging length scales near the unjamming transition. *Phys Rev Lett* 95:098301.
18. Ellenbroek WG, Somfai E, van Hecke M, and van Saarloos W (2006) Critical scaling in linear response of frictionless granular packings near jamming. *Phys Rev Lett* 97:258001.
19. Mao X, Xu N, and Lubensky TC (2010) Soft modes and elasticity of nearly isotactic lattices: randomness and dissipation. *Phys Rev Lett* 104:085504.
20. van Saarloos W, Wyart M, Liu AJ, and Nagel SR (2010) The jamming scenario an introduction and outlook. (Oxford University Press, Oxford, UK), Chapter 9.
21. Xu N, Vitelli V, Wyart M, Liu AJ, and Nagel SR (2009) Energy transport in jammed sphere packings. *Phys Rev Lett* 102:038001.
22. Wyart M, Liang H, Kabla A, and Mahadevan L (2008) Elasticity of Floppy and Stiff Random Networks. *Phys Rev Lett* 101:215501.
23. Maxwell JC (1864) On the calculation of the equilibrium and stiffness of frames. *Phil Mag* 27:294-299.
24. Anderson A. C (1981) *Amorphous Solids, Low Temperature Properties*, (Berlin, Springer).
25. Wyart M, Silbert LE, Nagel SR, and Witten TA (2005) Effects of compression on the vibrational modes of marginally jammed solids. *Phys Rev E* 72:051306.
26. Storm C, Pastore JJ, MacKintosh FC, Lubensky TC, and Janmey PA (2005) Nonlinear elasticity in biological gels. *Nature* 435:191-194.
27. Peyneau P-E (2009) Etude du comportement et du compactage de pâtes granulaires par simulation numérique discrète [Study of the behavior and compaction of granular pastes by discrete numerical simulations]. These de doctorat, Ecole Nationale des Ponts et Chaussées. French.
28. Olsson P and Teitel S (2011) Critical scaling of shearing rheology at the jamming transition of soft-core frictionless disks. *Phys Rev E* 83:030302(R).
29. Hatano T (2008) Scaling properties of granular rheology near the jamming transition. *J Phys Soc Jap*, 77:123002.
30. Lemaitre A, Roux J-N and Chevoir F (2009) What do dry granular flows tell us about dense non-Brownian suspension rheology? *Rheologica acta*, 48:925
31. Lerner E, Düring G, and Wyart M (2011) Event-driven simulation of a simple model for dense suspension flow. arXiv:1111.7225.
32. Heussinger C and Barrat J-L (2009) Jamming transition as probed by quasistatic shear flow. *Phys Rev Lett* 102:218303.
33. Tighe BP (2011) Relaxations and Rheology near Jamming. *Phys Rev Lett* 107:158303.
34. Garboczi EJ and Thorpe MF (1985) Effective-medium theory of percolation on central-force elastic networks. II. Further results. *Phys Rev B* 31:7276-7281.
35. Vagberg D, Valdez-Balderas D, Moore M. A., Olsson P and Teitel S (2011) Finite-Size-Scaling at the Jamming Transition: Corrections to Scaling and the Correlation Length Critical Exponent *Phys. Rev. E* 83:30303
36. Allen MP and Tildesley DJ (1991) *Computer Simulations of Liquids* (Oxford Univ. Press, New York, 1991).
37. Ball RC and Melrose JR (1995) lubrication breakdown in hydrodynamic simulations of concentrated colloids. *Adv Colloid Interface Sci* 59:19-30

ACKNOWLEDGMENTS. We thank Y. Elmatad, A. Grosberg, P. Hohenberg, D. Pine, E. Vanden-Eijnden and anonymous referees for constructive comments on the manuscript. This work has been supported by the Sloan Fellowship, NSF DMR-1105387, and Petroleum Research Fund #52031-DN19.

Methods

The simulations are based on the ASM equations of motion, which prescribes a velocity to each particle for a given configuration. We propagate the system forward in time over small time steps, while carefully monitoring the formation of new contacts, or the destruction of existing contacts. For a complete description of the simulation employed see [31].

We simulated systems of $N_{2D} = 4096$ particles in two dimensions, at packing fractions $\phi_{2D} = 0.82, 0.825, 0.83, 0.835, 0.837, 0.838, 0.839$, and 0.840 . We also simulated systems of $N_{3D} = 1000$ and 2000 particles in three dimensions, at packing fractions $\phi_{3D} = 0.61, 0.625, 0.63, 0.635, 0.640, 0.642$, and 0.643 . In all simulations we used a square box with Lees-Edwards periodic boundary conditions [36] that allows for homogeneous shear flow profiles throughout the simulation cell. Our systems consist of a 50:50 mixture of small and large particles, where the ratio of the diameters d of the large and small particles is $d_{large}/d_{small} = 1.4$. We add a slight poly-dispersity of 3% in the particle sizes to avoid hexagonal patches in the two-dimensional systems [31]. Normal modes are calculated with the LAPACK software package (<http://www.netlib.org/lapack/>).