

Multiplexity-facilitated cascades in networks

Charles D. Brummitt,¹ Kyu-Min Lee,² and K.-I. Goh^{2,*}

¹*Department of Mathematics and Complexity Sciences Center, University of California, Davis, CA 95616*

²*Department of Physics and Institute of Basic Science, Korea University, Seoul 136-713, Korea*

(Dated: July 20, 2022)

Elements of networks interact in many ways, so modeling them with graphs requires multiple types of edges or network layers. Here we show that such multiplex networks can be dramatically more vulnerable to global cascades than simplex networks. We generalize the threshold cascade model [D. J. Watts, PNAS **99**, 5766 (2002)] to multiplex networks, in which a node activates if a sufficiently large fraction of neighbors in any layer are active. We show that both adding layers (i.e., realizing other interactions play a role) and splitting a network into layers (i.e., recognizing distinct kinds of interactions) facilitate cascades. Layers unsusceptible to global cascades in isolation can cooperatively achieve them if coupled. On one hand, this suggests fundamental limitations on predicting cascades without full knowledge of a system’s multiplexity; on the other hand, it offers means to control cascades by adding or removing sparse layers to an existing network.

PACS numbers: 89.75.Hc, 87.23.Ge

When choosing which products to buy, which ideas to adopt and which movements to join, people consult recommendations not only from friends but also from colleagues, family and other types of contacts. Thus multiple kinds of relationships (or network layers) influence members of social networks [1]. Banks also interact in many ways—through balance sheet claims, derivatives contracts and reliance on credit lines—which collectively cause cascades [2]. At a broader scale, countries interact not only through trade [3] but also through investment and lending [4]. Modeling such networks with multiple kinds of interactions requires graphs with multiple types of edges—so-called *multiplex* networks. The interplay among such multiple interactions can dramatically influence the structure and function of networks [5–10].

Here we study the impact of such network multiplexity on cascade dynamics in the threshold model introduced by Watts [11]. In this stylized model of, for example, contagious behavioral adoption in a social network [12, 13], people join the growing movement if a sufficiently large fraction of their friends have. Specifically, nodes exist in one of two states, active and inactive. A node of degree k activates if its fraction m/k of active neighbors exceeds its threshold r . Of particular interest for the cascade dynamics are so-called global cascades, in which a finite fraction of the infinite network becomes activated from a vanishingly small fraction of initially active seeds. A key lesson from previous studies is that, for a given distribution of thresholds, network connectivity constrains the size of global cascades [11, 14]. Too sparse, a network lacks a giant component and the connectivity needed for a global cascade; too dense, a network likely cannot surround nodes with sufficiently many active neighbors.

In this work we generalize Watts’ threshold model [11] to multiplex networks, in which nodes activate if a sufficiently large fraction of neighbors in *any* layer are active. This formulation is motivated by the observations that

in many situations what matters for threshold dynamics is the influence from one layer alone. For example, a sufficient fraction of colleagues recommending a certain app for smartphones may suffice to convince someone to use it, regardless of recommendations from other kinds of contacts. Likewise, the default of sufficiently many loans may suffice to depress a country’s trade, and vice versa. To be specific, in a network with two layers (a duplex network), a node with k_1 and k_2 many neighbors in layers 1 and 2, respectively, with m_1 and m_2 of those neighbors active, itself becomes activated if m_1/k_1 or m_2/k_2 exceeds the node’s threshold r . We denoted this multiplex model the $1\otimes 2$ model. For comparison, we also consider the simplex network that has the same topology but that ignores multiplexity, denoted the $1\oplus 2$ model (Fig. 1).

The central result of this paper is the greater ease of cascades in multiplex networks. We demonstrate the effect of multiplexity on cascades under two scenarios. First, given a single-layer network [denoted Layer 1 in Fig. 1(a)], one might realize that another kind of interac-

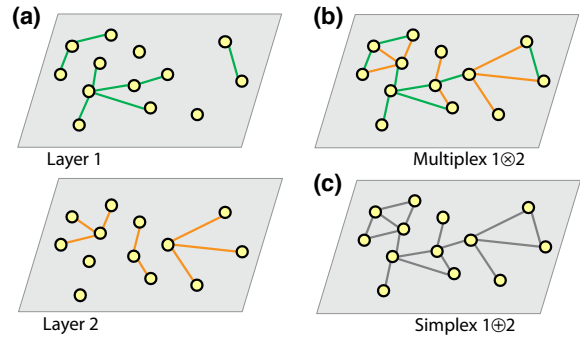


FIG. 1: Illustrations of constructing the multiplex $1\otimes 2$ network (b) from two layers with green (top) and orange (bottom) interactions (a). The simplex $1\oplus 2$ network (c) is obtained by ignoring the types of interaction (gray).

tion (Layer 2) plays a role. In this case, we add a second layer (Layer 2) to the existing one to form the duplex network $1 \otimes 2$ [Fig. 1(b)]. Alternatively, one might realize that a given network in fact consists of multiple channels of interactions, so the simplex network [Fig. 1(c)] is split into two layers to form the $1 \otimes 2$ network [Fig. 1(b)]. We find that both adding layers and splitting into layers facilitate global cascades. Layers that in isolation have too much or too little connectivity to achieve global cascades can cooperatively achieve them if multiplex-coupled. We demonstrate this analytically and using simulations, and we conclude the paper with generalizations to networks with three or more layers.

We begin by extending the theory of Ref. [14] to a duplex network with layers of locally tree-like random graphs on the same set of N nodes. Every node has two independent degrees, k_1 and k_2 , equal to its numbers of neighbors in layers 1 and 2, respectively. The mean fraction of active nodes in the stationary state, called the mean cascade size, ρ equals the probability that a randomly chosen node is active. This probability can be obtained by approximating the network as a tree with the chosen node as its root and by considering the cascade of activations toward the root [14]. Given the initial seed fraction ρ_0 , for a duplex network $1 \otimes 2$ ρ is given by

$$\rho = \rho_0 + (1 - \rho_0) \sum_{k_1+k_2 \geq 1} p_{k_1}^{(1)} p_{k_2}^{(2)} \times \sum_{m_1=0}^{k_1} \sum_{m_2=0}^{k_2} B_{m_1}^{k_1}(q_\infty^{(1)}) B_{m_2}^{k_2}(q_\infty^{(2)}) F_{m_1, m_2}^{k_1, k_2}, \quad (1)$$

where $(q_\infty^{(1)}, q_\infty^{(2)})$ is the fixed point of the recursion

$$\begin{pmatrix} q_{n+1}^{(1)} \\ q_{n+1}^{(2)} \end{pmatrix} = \begin{pmatrix} g^{(1)}(q_n^{(1)}, q_n^{(2)}) \\ g^{(2)}(q_n^{(1)}, q_n^{(2)}) \end{pmatrix}, \quad (2)$$

begun from $q_0^{(i)} \equiv \rho_0$, where, for distinct $i, j \in \{1, 2\}$,

$$g^{(i)}(q_n^{(1)}, q_n^{(2)}) = \rho_0 + (1 - \rho_0) \sum_{k_i=1}^{\infty} \sum_{k_j=0}^{\infty} \frac{k_i p_{k_i}^{(i)}}{z_i} p_{k_j}^{(j)} \times \sum_{m_i=0}^{k_i-1} \sum_{m_j=0}^{k_j} B_{m_i}^{k_i-1}(q_n^{(i)}) B_{m_j}^{k_j}(q_n^{(j)}) F_{m_i, m_j}^{k_i, k_j}. \quad (3)$$

Here $p_{k_i}^{(i)}$ is the degree distribution of layer i ; $B_n^k(q) \equiv \binom{k}{n} q^n (1-q)^{k-n}$ is shorthand for the binomial distribution function; $q_n^{(i)}$ is the probability that a node n steps above the leaves of the tree is activated by its children in the tree, conditioned on its parent in layer i being inactive; $F_{m_1, m_2}^{k_1, k_2}$ is the response function, the chance that a node with k_i neighbors in layer i (m_i of which are active) becomes activated; the factor $k_i p_{k_i}^{(i)} / z_i$ in (3) is the probability that a degree- k_i node lies at the end of a randomly chosen edge in layer i , where z_i is the mean degree

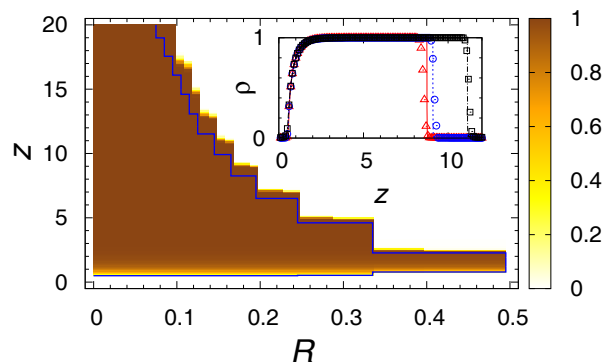


FIG. 2: Theoretical cascade boundary given by the first-order cascade condition (5) (blue line) and numerically-simulated mean cascade size ρ for $\rho_0 = 10^{-3}$ (color-coded) on a duplex network with $N = 10^5$ nodes of ER layers with equal mean degrees z . (Inset) Plots of ρ as a function of z for the same threshold $R = 0.18$ and different seed fractions $\rho_0 = 5 \times 10^{-4}$ (Δ), 10^{-3} (\circ), 5×10^{-3} (\square), obtained from simulations (symbols) and from theory (lines).

in layer i . The response function for the multiplex $1 \otimes 2$ model is given by

$$F_{m_1, m_2}^{k_1, k_2} = \begin{cases} 0 & \text{if } \max(m_1/k_1, m_2/k_2) \leq r, \\ 1 & \text{if } \max(m_1/k_1, m_2/k_2) > r. \end{cases} \quad (4)$$

In this work we take the same threshold R for every node.

To test the validity of the theory, we calculated ρ from (1) for duplex Erdős-Rényi (ER) networks [15] of layers with the same mean degree z . The calculated ρ as a function of z with different seed sizes ρ_0 are found to be in good agreement with direct numerical simulations (Fig. 2, inset). As in the single-layer case [11, 14], for given R , global cascades occur for an interval of z between two transitions: a continuous transition at small z for the emergence of global cascades (following the emergence of the giant connected component), and a discontinuous transition for the disappearance of global cascades, the location of which increases with ρ_0 . The plot of ρ in (R, z) -parameter space (Fig. 2, main) shows the cascade region, the parameter set for the global cascade.

The linear stability of the trivial fixed point $(q^{(1)}, q^{(2)}) = (0, 0)$ of the recursion (2) as $\rho_0 \rightarrow 0$ gives a sufficient condition for the existence of global cascades, leading to the so-called first-order cascade condition [11, 14]. In the multiplex $1 \otimes 2$ case, this condition is that the maximum eigenvalue of the Jacobian matrix \mathbf{J} of the recursion (2) at the origin as $\rho_0 \rightarrow 0$ exceeds 1:

$$\lambda_{\max}(\mathbf{J}) > 1. \quad (5)$$

The 2×2 matrix \mathbf{J} is given by, from (3) and (4),

$$J_{11} = \sum_{k_1=1}^{\lfloor 1/R \rfloor} \frac{k_1(k_1-1)p_{k_1}^{(1)}}{z_1}, \quad J_{12} = \sum_{k_2=0}^{\lfloor 1/R \rfloor} k_2 p_{k_2}^{(2)}, \quad (6)$$

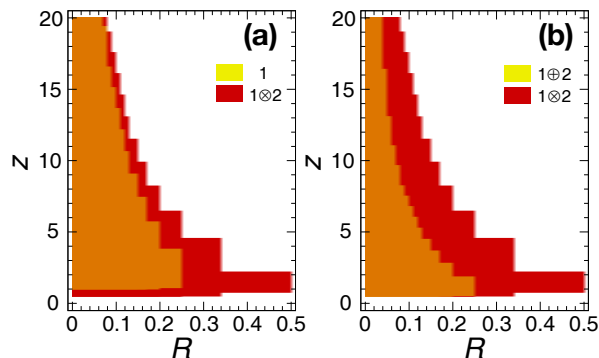


FIG. 3: Both adding layers (a) and splitting into layers (b) facilitate cascades. (a) Cascade regions from cascade condition (5) for single-layer (yellow) and duplex (red) network with ER layers of equal mean degree z . (b) Same plots for simplex (yellow) ER network of mean degree $2z$ and corresponding duplex (red) network. Overlapping regions appear as orange.

and similarly for J_{21} and J_{22} , where $\lfloor \cdot \rfloor$ denotes the floor function. As shown in Fig. 2 (main plot), this cascade condition (5) closely approximates the boundary of the cascade region from simulations, providing a useful approximation to the actual cascade region. Deviations from simulations are due to the fact that (5) ignores activations by multiple active neighbors. (Including such higher-order activations improves the cascade condition [14].)

The following interpretation of the cascade condition provides some insight on how the multiplexity facilitates cascades. The matrix \mathbf{J} can be identified with the mean reproduction matrix of a two-type branching process [16], with J_{ij} representing the mean number of offspring of type- j branching from a node born through a type- i branching. Here a type- i branching corresponds to activation along the layer i by a single active node. The cascade condition is the supercriticality condition for this two-type branching process. This branching process approximates the progression of actual cascades by ignoring activations by multiple active neighbors. Cascades in a single-layer network are approximated by a single-type branching process, so the cascade condition becomes $J_{ii}(R, z) > 1$ [11]. For the $1\otimes 2$ network, the cascade condition reads $\lambda_{\max} = \left[(J_{11} + J_{22}) + \sqrt{(J_{11} - J_{22})^2 + 4J_{12}J_{21}} \right] / 2 > 1$. Since this $\lambda_{\max} \geq \max(J_{11}, J_{22})$, the $1\otimes 2$ cascade region contains the cascade regions of either of its layers in isolation, for any degree distributions. Thus what enlarges the cascade regions is the presence of an additional activation channel represented by the off-diagonals J_{ij} . The two types of activation channels promote each other's activations in a cooperative, positive-feedback manner, collectively facilitating cascades in multiplex networks.

As an explicit example, we consider duplex networks with ER layers of equal mean degrees under the two sce-

narios of multiplexity discussed previously. First, a second ER layer with the same mean degree z is added to an existing ER layer with mean degree z to form the $1\otimes 2$ network (of total mean degree $2z$), akin to considering lending as well as trading relationships among countries in the global economic system. Second, an ER graph with mean degree $2z$ is randomly split into two ER layers with equal mean degrees z to form the $1\oplus 2$ network, akin to distinguishing social interactions among colleagues and among friends in a social network. Explicit evaluation of cascade condition (5) yields, in both cases, an enlarged cascade region for $1\otimes 2$ networks than for single-layer or $1\oplus 2$ simplex networks (Fig. 3).

More generally, one can add or split into layers with different mean degrees. First we form the $1\otimes 2$ network by adding two ER layers with mean degrees z_1 and z_2 . The cascade region—both from simulations and cascade condition—of the multiplex case [Fig. 4(c)] is compared with the union of cascade regions of two independent ER layers [denoted $1\cup 2$; Fig. 4(a)]. The additional cascade regions in the multiplex case [Fig. 4(d)] highlight the cooperative effect of multiplexity. For these parameters, each layer in isolation cannot achieve global cascades, but the layers cooperatively achieve them when multiplex-coupled. In the splitting case, we decompose an ER network with total mean degree $z_1 + z_2$ (simplex $1\oplus 2$ network) into two ER layers with mean degrees z_1 and z_2 to form the multiplex $1\otimes 2$ network. Compared to the simplex case [Fig. 4(b)], the cascade region of multiplex case [Fig. 4(c)] is again dramatically larger [Fig. 4(e)], illustrating the generic impact of multiplexity. Of particular interest among the additional regions in Fig. 4(d) are those with one of z_1, z_2 less than 1. This additional cascade region presents a possibility of controlling (or manipulating) cascades in an existing system by adding or removing sparse layers below the percolation threshold, which may be more feasible to implement than directly perturbing the existing, relatively dense network.

We verified similar enlargement of cascade regions for networks with layers of broad degree distributions by using the static model of scale-free graphs, which allows variable mean degree [17]. Furthermore, we checked that short loops introduced by multiplexity can be neglected [18] for large, sparse networks considered here.

Finally we generalize to multiplex networks with $\ell > 2$ layers. Extending Eqs. (1)-(6) to ℓ layers is straightforward. Adding more layers further facilitates cascades for larger z and R (Fig. 5). Notably, introducing a fourth layer permits global cascades even for thresholds $R \geq 1/2$, which provably cannot occur in simplex networks [19]. This can be understood from the cascade condition as follows. For $R \geq 1/2$, only activations of degree-1 nodes contribute to the cascade condition (5) and (6). For multiplex networks with ℓ ER layers with equal mean degree z , the first-order cascade condition thus becomes $(\ell - 1)ze^{-z} > 1$, which can be satisfied by

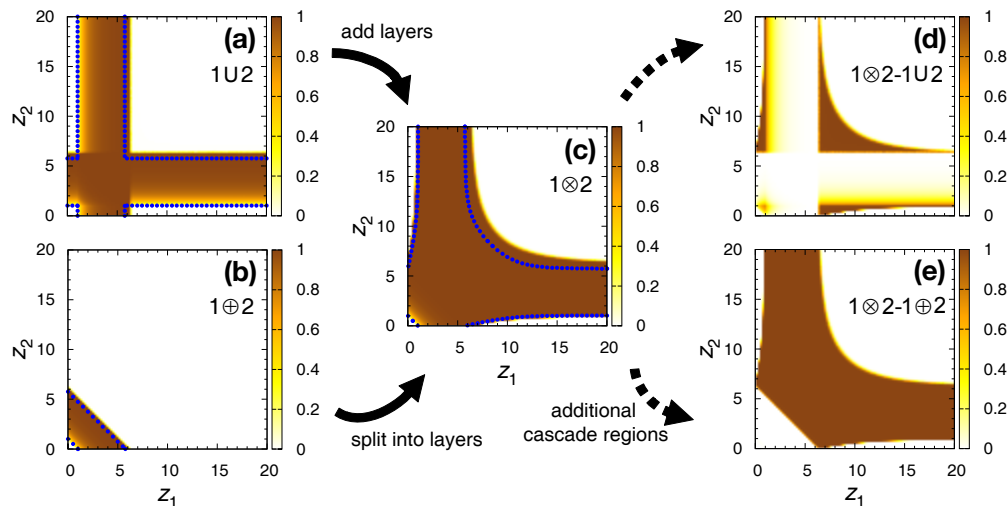


FIG. 4: Cascade regions with $R = 0.18$ for (a) the union of two independent ER layers with mean degrees z_1 and z_2 , (b) the simplex ER network with mean degree $z_1 + z_2$, (c) the duplex network with ER layers of mean degrees z_1 and z_2 . Dotted lines denote the cascade boundary obtained from the cascade condition (5), and numerically-simulated ρ ($\rho_0 = 10^{-3}$) is shown color-coded. Additional cascade regions in the multiplex cases for (d) adding and (e) splitting are also shown.

a non-empty interval of z for $\ell \geq 4$. This suggests that even people extremely difficult to persuade ($R \geq 1/2$) to buy a new device, say, may all buy one if they participate a little ($z \approx 1$) in many social spheres ($\ell \geq 4$).

To conclude, the interplay between multiple kinds of interactions—the multiplexity—can dramatically increase a network’s vulnerability to global cascades in a threshold model. Layers unsusceptible to cascades can cooperatively become susceptible when coupled. The impact of multiplexity on network dynamics is expected to be generic. In other binary-state, monotonic, threshold models like bootstrap percolation [20], similar analysis can readily be applied, while its impact on more complicated dynamics [21] remains to be established. Our results suggest a double-faceted picture to cascade prediction and control: on one hand, one faces fundamental limitations on predicting cascades without full knowledge

of the multiplexity of a system; on the other hand, multiplexity offers a feasible tactic for enabling or hindering cascades by introducing or removing sparse layers, respectively. For instance, advertising may become more effective with every new medium, while banks may grow more vulnerable with every new lending mechanism.

This work was supported in part by Mid-career Researcher Program (No. 2009-0080801) and Basic Science Research Program (No. 2011-0014191) through NRF grants funded by the MEST; K-ML by Global Ph.D. Fellowship Program (No. 2011-0007174) through NRF, MEST; CDB by NSF EAPSI, Award 1107689, the Defense Threat Reduction Agency, Basic Research Award DTRA1-10-1-0088.

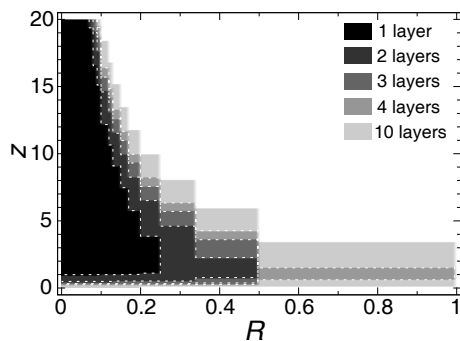


FIG. 5: Cascade condition of ℓ -plex networks of ER layers each with mean degree z , for $\ell = 1, 2, 3, 4$ and 10. Note that the cascade region extends to $R \geq 1/2$ for $\ell \geq 4$. We show white, dashed lines on boundaries of regions for visual clarity.

* Electronic address: kgoh@korea.ac.kr

- [1] J. F. Padgett and C. K. Ansell, *Am. J. Sociol.* **98**, 1259 (1993).
- [2] J. A. Chan-Lau, IMF Working Paper No. 10/107 (2010).
- [3] K.-M. Lee *et al.*, *PLoS ONE* **6**, e18443 (2011).
- [4] M. Hattori and Y. Suda, Bank of Japan Working Paper No. 07-E-21 (2007).
- [5] M. Kurant and P. Thiran, *Phys. Rev. Lett.* **96**, 138701 (2006).
- [6] E. A. Leicht and R. M. D’Souza, arXiv:0907.0894 (2009).
- [7] S. V. Buldyrev *et al.*, *Nature (London)* **464**, 1025 (2010).
- [8] M. Szell, R. Lambiotte, and S. Thurner, *Proc. Natl. Acad. Sci. U.S.A.* **107**, 13636 (2010).
- [9] R. Parshani, S. Buldyrev, and S. Havlin, *Proc. Natl. Acad. Sci. U.S.A.* **108**, 1007 (2011).
- [10] K.-M. Lee *et al.*, arXiv:1111.0107 (2011).
- [11] D. J. Watts, *Proc. Natl. Acad. Sci. U.S.A.* **99**, 5766 (2002).

- [12] T. C. Schelling, *J. Conflict Resolution* **17**, 381 (1973).
- [13] M. Granovetter, *Am. J. Sociol.* **83**, 1420 (1978).
- [14] J. Gleeson and D. Cahalane, *Phys. Rev. E* **75**, 56103 (2007).
- [15] P. Erdős and A. Rényi, *Publ. Math. Inst. Hung. Acad. Sci.* **5**, 17 (1960).
- [16] K. B. Athreya, P. E. Ney, *Branching processes* (Springer-Verlag, Berlin, 1972).
- [17] K.-I. Goh, B. Kahng, and D. Kim, *Phys. Rev. Lett.* **87**, 278701 (2001).
- [18] A. Hackett, S. Melnik and J. Gleeson, *Phys. Rev. E* **83**, 056107 (2011).
- [19] S. Morris, *Rev. Econ. Stud.* **67**, 57 (2000).
- [20] G. Baxter, S. Dorogovtsev, A. Goltsev, and J. Mendes, *Phys. Rev. E* **82**, 011103 (2010).
- [21] A. Barrat, M. Barthélemy, and A. Vespignani, *Dynamical processes on complex networks* (Cambridge University Press, Cambridge, 2008).