

Towards an experimentally feasible controlled-phase gate on two blockaded Rydberg atoms

Matthias M. Müller,* Michael Murphy, Simone Montangero, and Tommaso Calarco
*Institut für Quanteninformationsverarbeitung, Universität Ulm,
Albert-Einstein-Allee 11, D-89069 Ulm, Germany*

Philippe Grangier and Antoine Browaeys
*Laboratoire Charles Fabry, Institut d'Optique, CNRS, Univ Paris-Sud,
Campus Polytechnique, RD 128, 91127 Palaiseau cedex, France*

We investigate the implementation of a controlled-Z gate on a pair of Rydberg atoms in spatially separated dipole traps where the joint excitation of both atoms into the Rydberg level is strongly suppressed (the Rydberg blockade). We follow the adiabatic gate scheme of Jaksch *et al.* [1], where the pair of atoms are coherently excited using lasers, and apply it to the experimental setup outlined in Gaëtan *et al.* [2]. We apply optimisation to the experimental parameters to improve gate fidelity, and consider the impact of several experimental constraints on the gate success.

I. INTRODUCTION

Using neutral atoms for quantum information has garnered much theoretical interest over the last decade, fuelled by advances in their experimental manipulation, particularly trapping and cooling. Several novel schemes for entangling pairs of atoms (an essential operation for quantum logic) via controlled collisions have been developed [3, 4], but schemes that make use of the special properties of Rydberg atoms are also very promising (see [5] for a review). In particular, several schemes for producing quantum gates by exciting pairs of Rydberg atoms with tuned lasers have emerged [1, 6] which capitalise on the strong dipole-dipole interaction that prevents the simultaneous excitation of neighbouring Rydberg atoms, known as the Rydberg blockade. Several steps towards realising such schemes experimentally have already been achieved, particularly the observation of the blockade [2] and entanglement generation [7] in a system of two confined Rydberg atoms. There has even been some early success in producing a gate with trapped Rydberg atoms [8].

In this paper, we consider the implementation of a controlled-Z (CZ) gate on a pair of Rydberg atoms confined in spatially separated dipole traps subject to the Rydberg blockade effect. We follow the scheme outlined in [1], but with specific application to the experimental setup detailed in [9], where the Rydberg atom is excited via a two-photon transition. This proposal has the advantage that both atoms are excited by the same laser, reducing the need for single-atom addressability; the gate is also adiabatic, which softens the experimental requirement for strong fields or precise timings. However, the experimental considerations do present additional challenges in the implementation of the gate, particularly due to loss from the intermediate state of the transition and

the movement of the atoms in the dipole trap. We will attempt to address both of these issues here by applying a direct search control algorithm to search for the ideal set of parameters for implementing the gate on a short timescale ($\sim 1 \mu\text{s}$) and with high fidelity. Our results will show that the physical system allows for a great deal of control and gate times and fidelities approaching our desired range, providing a positive outlook for implementing high-fidelity gates with such systems.

The paper is arranged as follows. In Sec. II, we briefly recount the CZ gate, followed by a description of how it may be synthesised on a pair of Rydberg atoms. In particular, we expose the operation of the gate by considering the effective two-level dynamics of each atom and its interaction with a laser field. In Sec. III, we describe how we optimise the operation of the laser using a gradient descent to achieve the gate with high-fidelity. In Sec. IV, we consider the details of the experiment and the constraints it imposes on the gate operation, particularly with regards to loss and effects arising from atomic motion. Finally, we conclude our paper in Sec. V.

II. CONTROLLED PHASE GATE

A. Gate definition

The controlled-Z (CZ) gate is a two-qubit gate in quantum information, and belongs to the class of controlled unitary operations [10]. Given the computational basis $|0\rangle, |1\rangle$, it is defined as the unitary transformation

$$\text{CZ} = \begin{pmatrix} 1 & 0 & 0 & 0 \\ 0 & 1 & 0 & 0 \\ 0 & 0 & 1 & 0 \\ 0 & 0 & 0 & -1 \end{pmatrix}. \quad (1)$$

This gate is of particular importance because it can generate entanglement between two unentangled qubits depending on the initial states of the qubits. In addition, together with a finite set of single-qubit operations, one

* matthias.m.mueller@uni-ulm.de

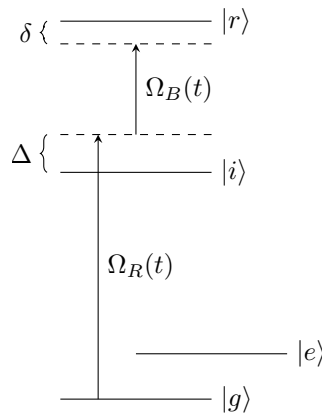


FIG. 1. The level scheme for a single Rydberg atom. The atom is driven to the Rydberg state via a two-photon transition, which couples the ground state $|g\rangle$ to the excited state $|r\rangle$ through the intermediate state $|i\rangle$. The effective Rabi frequencies of the transitions are $\Omega_R(t)$ for the red laser (which is blue-detuned by Δ) and Ω_B for the blue laser (which is red-detuned by $\Delta + \delta$).

can construct any desired gate operation simply by taking combinations of these operations with the CZ gate. This is known as a universal set for quantum computation [11].

B. Blockaded Rydberg atoms

The physical system we are considering for the implementation of the gate is a pair of trapped Rydberg atoms [2], specifically ^{87}Rb . The atoms are trapped a distance r apart in two separate microscopic dipole traps [2]. For our purposes, we need only consider a small number of the internal states on which the dynamics will take place.

A pair of hyperfine states of the atom will encode the computational basis, and are labelled $|e\rangle = |0\rangle$, $|g\rangle = |1\rangle$. Each atom has its $|g\rangle$ state coupled to a highly excited Rydberg state (which we label $|r\rangle$) via a two-photon transition through an intermediate state $|i\rangle$. The internal level scheme with state transitions for a single atom is shown in Fig. 1. If two neighbouring atoms are excited to the $|r\rangle$ state, then they interact. For the work presented we have taken a dipole-dipole potential with energy $U(r) = C_3/r^3$. However, the conclusion of the work is independent of this functional form and only the strength of the interaction at a given fixed distance of the two atoms is relevant. As a consequence our conclusions are valid also for a van-der-Waals interaction. The interaction energy shifts the energy of the state where both atoms are excited. When this shift is much larger than the two-photon detuning δ , the two-photon transition is far off-resonant with the doubly-excited state, leading to a strong suppression of both atoms becoming excited. This effect is known as the Rydberg blockade, and has been observed experimentally [2, 12]. The effect is shown

schematically in Fig. 2.

The important point about the blockade mechanism in our case is that it is state dependent: only if both atoms are in the ground state $|g\rangle$ will they be subject to the blockade. The potential use of this as a mechanism for performing a quantum gate has been explored in several papers [1, 6, 13, 14], also with Krotov pulse shape optimisation [15, 16], but here we follow the adiabatic (model B) scheme of Jaksch *et al.*, where the gate is performed by adiabatically driving the two-atom system [1].

C. Gate operation in outline

There are two critical elements that allow us to synthesise the gate with our system. The first is the blockade mechanism, which prevents excitation to the doubly-excited $|rr\rangle$ state (where we have used the shorthand notation $|r\rangle \otimes |r\rangle = |rr\rangle$ for the tensor product of the state of the two atoms, which will be used throughout). This avoids unwanted mechanical effects stemming from the strong interaction of the two Rydberg atoms, as well as reducing the time spent in the Rydberg state, which is subject to loss. The second crucial aspect is the super-radiant enhancement of excitation from $|gg\rangle$ as compared with the states $|ge\rangle$ and $|eg\rangle$. In other words the Rabi frequency of this transition is enhanced by a factor $\sqrt{2}$, see Fig. 2. This results in a higher rate of phase accumulation on the $|gg\rangle$ state during excitation in comparison to $|ge\rangle$ and $|eg\rangle$. By carefully choosing the excitation profile of the incident lasers, we can control these two different accumulated phases to produce the CZ gate.

D. Hamiltonian

The two-photon transition is driven via two lasers; one blue-detuned on the transition from $|g\rangle$ to $|i\rangle$ by an amount Δ with a Rabi frequency $\Omega_R(t)$, and the other red-detuned on the transition $|i\rangle$ to $|r\rangle$ by an amount $\Delta + \delta$ with a Rabi frequency Ω_B (see Fig. 1). In addition there is loss from the states $|i\rangle$ and $|r\rangle$. The general form of the effective Hamiltonian for our two-atom system can be written as

$$\hat{H} = \hat{H}_r^1 + \hat{H}_r^2 + \hat{H}_{int}. \quad (2)$$

The single-atom Hamiltonians are composed of both the internal and external dynamics, such that (after the rotating wave approximation)

$$\hat{H}_r^j = \hat{H}_S^j + \hat{H}_I^j + \hat{H}_E^j, \quad (3)$$

$$\hat{H}_S^j = (\Delta - i\gamma_i)|i\rangle\langle i| + (\delta - i\gamma_r)|r\rangle\langle r| \quad (4)$$

$$\hat{H}_I^j = -\frac{\hbar\Omega_R(t)}{2}e^{i\mathbf{k}_R \cdot \mathbf{r}_j}|g\rangle\langle i| - \frac{\hbar\Omega_B}{2}e^{i\mathbf{k}_B \cdot \mathbf{r}_j}|i\rangle\langle r| + \text{H.c.}, \quad (5)$$

$$\hat{H}_E^j = (\hat{T} + V_{\text{trap}})(|g\rangle\langle g| + |e\rangle\langle e| + |i\rangle\langle i| + |r\rangle\langle r|), \quad (6)$$

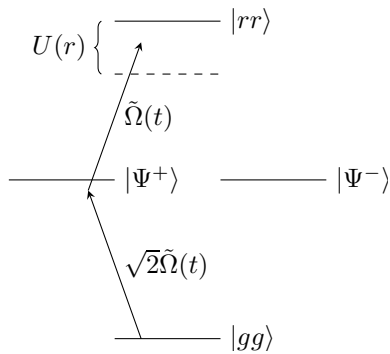


FIG. 2. The level scheme for the two-atom system (neglecting the internal level $|i\rangle$). The transition from the joint ground state $|gg\rangle$ to the super-radiant state $|\Psi^+\rangle = (|gr\rangle + |rg\rangle)/\sqrt{2}$ is enhanced by a factor of $\sqrt{2}$, while there is no coupling to the sub-radiant $|\Psi^-\rangle = (|gr\rangle - |rg\rangle)/\sqrt{2}$ state. The excitation of both atoms to the Rydberg state $|rr\rangle$ is forbidden, since the interaction energy $U(r)$ has shifted the level far off-resonant with the incident lasers.

where $i = 1, 2$ labels the two atoms. \hat{H}_S describes the energy splitting of the internal states along with the effective decay from those states. This description of the loss is valid for small loss, which is the case for the optimised version of our gates. (It is a bad description in the unoptimised cases with low fidelity and high loss, but this does not affect the results in this paper.) \hat{H}_I describes the laser coupling between the internal states, and \hat{H}_E contains the kinetic and potential energy terms. The factors γ_i, γ_r account for an effective loss of population from the intermediate and Rydberg levels respectively. The exponential terms in Eq. (5) are phases accumulated by the atoms as they move through the light-field of the laser; \mathbf{k}_R and \mathbf{k}_B are the wavevectors of the red and blue laser fields; $\mathbf{k} = \mathbf{k}_R + \mathbf{k}_B$ the wave vector of the effective two photon transition, and \mathbf{r}_j is the position vector of the j th atom. The interaction Hamiltonian is given simply by the dipole-dipole interaction: $\hat{H}_{int} = U(r)|rr\rangle\langle rr|$.

Note that in Eq. (6) we have neglected the difference in the trapping potentials for the different internal states (in any case we will turn off the trap when the gate is performed). Since there are no state-dependent terms in Eq. (6), we can neglect it in our treatment.

E. Effective two-level system dynamics

By performing an adiabatic elimination [17] of the state $|i\rangle$, we can examine the effective three-level dynamics of the system. This leads to the condition that $\Omega_R(t), \Omega_B, \delta \ll \Delta$. In addition, we make a change of basis in the subspace $\text{span}\{|gr\rangle, |rg\rangle\}$ such that the new

basis vectors in this subspace are

$$\begin{aligned} |\Psi^+\rangle &\equiv \frac{1}{\sqrt{2}} (e^{i\mathbf{k}\cdot\mathbf{r}_1}|gr\rangle + e^{i\mathbf{k}\cdot\mathbf{r}_2}|rg\rangle), \\ |\Psi^-\rangle &\equiv \frac{1}{\sqrt{2}} (e^{i\mathbf{k}\cdot\mathbf{r}_1}|gr\rangle - e^{i\mathbf{k}\cdot\mathbf{r}_2}|rg\rangle). \end{aligned} \quad (7)$$

We can now rewrite the system Hamiltonian as $\tilde{H} = \tilde{H}_R + \tilde{H}_{int}$, where

$$\tilde{H}_R = \tilde{H}_r^1 + \tilde{H}_r^2 + \tilde{H}_I, \quad (8)$$

$$\tilde{H}_r^j = -\frac{\hbar\Omega_R^2(t)}{4\Delta}|g\rangle\langle g| + (\delta - \frac{\hbar\Omega_B^2}{4\Delta} - i\gamma_r)|r\rangle\langle r|, \quad (9)$$

$$\begin{aligned} \tilde{H}_I &= -\frac{\hbar\tilde{\Omega}(t)}{2}(e^{-i\mathbf{k}\cdot\mathbf{r}_1}|ge\rangle\langle re| + e^{-i\mathbf{k}\cdot\mathbf{r}_2}|eg\rangle\langle er| + \text{H.c.}) - \\ &\quad - \sqrt{2}\frac{\hbar\tilde{\Omega}(t)}{2}(|gg\rangle\langle\Psi^+| + |\Psi^+\rangle\langle gg|), \end{aligned} \quad (10)$$

with the effective Rabi frequency of the two-level dynamics

$$\tilde{\Omega}(t) = \Omega_B\Omega_R(t)/2\Delta. \quad (11)$$

The magnitude of the dipole matrix elements

$$\begin{aligned} |\langle gg|\hat{H}_I|\psi^+\rangle| &= \sqrt{2}\cdot\frac{\hbar\tilde{\Omega}}{2}, \quad |\langle gg|\hat{H}_I|\psi^-\rangle| = 0, \\ |\langle ge|\hat{H}_I|re\rangle| &= |\langle eg|\hat{H}_I|er\rangle| = \frac{\hbar\tilde{\Omega}}{2}, \end{aligned}$$

show that the state $|\Psi^-\rangle$ is not coupled to any of the other states via the laser interaction; in other words, it is sub-radiant [18]. In addition, the state $|\Psi^+\rangle$ is a super-radiant state, so that the coupling between the ground state $|gg\rangle$ and $|\Psi^+\rangle$ is enhanced by a factor of $\sqrt{2}$ compared to the transition $|ge\rangle \rightarrow |re\rangle$ ($|eg\rangle \rightarrow |er\rangle$).

Finally, note that since $|i\rangle$ is never populated in this approximation, so we neglect the loss term γ_i . We will also for the moment assume that the atoms are stationary, and so the phases accumulated from their movement in the light-field can be neglected.

F. Gate operation in full

Now we describe the operation of the gate in more detail. We start with the initial state

$$|\psi(t=0)\rangle = \frac{1}{2}(|gg\rangle + |ge\rangle + |eg\rangle + |ee\rangle). \quad (12)$$

and define the target state at final time T

$$|\psi_G\rangle = \frac{1}{2}(-|gg\rangle + |ge\rangle + |eg\rangle + |ee\rangle). \quad (13)$$

Note that while this seems to be a specific state transformation, as opposed to the unitary transformation from

Eq. (1), they are in this case equivalent by virtue of the basis states $\{|gg\rangle, |ge\rangle, |eg\rangle, |ee\rangle\}$ not being directly coupled to one another. Hence any initial state-dependent phases will not affect the final outcome of the gate.

To perform the gate, the blue laser is always switched on, while the red laser is modulated in a time-dependent fashion using an acoustic-optical modulator. If this modulation is slow on the timescale given by $\tilde{\Omega}(t)$ and δ , then the system will adiabatically follow the dressed states of the Hamiltonian \tilde{H} . Performing the same treatment as in [1] for our system, we similarly find that the energy of the dressed levels adiabatically connected to $|gg\rangle$ and $|ge\rangle$ ($|eg\rangle$) are

$$\varepsilon_{gg}(t) = \frac{1}{2} \left[\delta'' - 4E_R(t) + \left(\delta''^2 + 2\tilde{\Omega}^2(t) \right)^{\frac{1}{2}} \right], \quad (14)$$

$$\varepsilon_{ge}(t) = \frac{1}{2} \left[\delta' - 2E_R(t) + \left(\delta'^2 + \tilde{\Omega}^2(t) \right)^{\frac{1}{2}} \right], \quad (15)$$

respectively, where $\delta' \equiv \delta - E_B + E_R(t)$ is the effective two-photon detuning including the Stark shifts from the adiabatic elimination of $|i\rangle$:

$$E_R(t) \equiv \frac{\Omega_R^2(t)}{4\Delta}, \quad E_B \equiv \frac{\Omega_B^2}{4\Delta}; \quad (16)$$

and

$$\delta'' \equiv \delta' - \frac{\tilde{\Omega}^2(t)}{2u + 4\delta' - 4E_R(t)} \quad (17)$$

includes the additional Stark shift from the adiabatic elimination of the $|rr\rangle$ state. The final state is

$$|\psi(T)\rangle = e^{-i\phi_{gg}}|gg\rangle + e^{-i\phi_{ge}}(|ge\rangle + |eg\rangle) + |ee\rangle, \quad (18)$$

where

$$\phi_{gg} = \int_0^T \varepsilon_{gg}(t) dt, \quad \phi_{ge} = \int_0^T \varepsilon_{ge}(t) dt, \quad (19)$$

By performing state-selective qubit operations, we can realise the CZ gate. To see this, we first apply a state-selective phase on the first atom: if the first atom is in the state $|g\rangle$, then it receives a phase $e^{-i\varepsilon_{ge}}$. Similarly, we then apply the same phase rotation on the second atom. After these operations, the state becomes

$$|\tilde{\psi}(T)\rangle = e^{-i(\phi_{gg} - 2\phi_{ge})}|gg\rangle + |ge\rangle + |eg\rangle + |ee\rangle. \quad (20)$$

We can now define the gate phase

$$\phi \equiv \phi_{gg} - 2\phi_{ge}. \quad (21)$$

The operation of the gate is now clear: we seek to modulate $\Omega_R(t)$ such that $\phi = (2k+1)\pi$, $k \in \mathbb{Z}$, and there is no remaining population in the excited states of either atom (this is taken for granted in the adiabatic limit). The next step is to design $\Omega_R(t)$ to achieve these conditions.

III. OPTIMISATION OF THE GATE

A. Simulation

The system evolves in accordance with the Schrödinger equation ($\hbar = 1$):

$$i \frac{\partial}{\partial t} |\psi(t)\rangle = \tilde{H} |\psi(t)\rangle. \quad (22)$$

Since the Hilbert space dimension $|\tilde{H}| = N$ is relatively small, we can simulate the gate by directly diagonalising the Hamiltonian and using discrete time steps dt , such that the solution of Eq. (22) can be written as

$$|\psi(t)\rangle = P e^{-iDdt} P^{-1} |\psi(t-dt)\rangle, \quad (23)$$

where $P = [x_1, x_2, \dots, x_N]$ is the square matrix constructed from the eigenvectors \mathbf{x}_i of \tilde{H} , and $D = \text{diag}(\lambda_1, \lambda_2, \dots, \lambda_N)$ is a diagonal matrix whose elements are the eigenvalues λ_i of \tilde{H} .

B. Optimisation method

Many tools exist for numerical optimisation that we could employ here to design the Rabi frequency $\Omega_R(t)$ that produces the gate. We start by making a guess for the form of $\Omega_R(t)$, so that the evolution is characterised by only a handful of parameters. One particular choice is a Gaussian:

$$\Omega_R(t) = \Omega_0 e^{-\left(\frac{t}{\tau}\right)^2}, \quad (24)$$

where we will choose $\tau = 0.2T$, with total gate operation time T . The constant Ω_0 is a parameter which we can, in principle, choose arbitrarily (in reality there will be constraints on this value, which we will come to later). There are also parameters associated with the system that one may vary, namely the atom separation r , the Rabi frequency Ω_B , and the detunings δ and Δ . We begin by choosing a set of reasonable values, and then we numerically optimise each of the parameters to achieve the desired gate with a high fidelity. The numerical method used to optimise the parameters is gradient descent.

As an example, we start with the set of parameters in Table I. The total time for the gate is fixed at $T = 500$ ns, and the detuning $\delta = 0$. The interaction strength is chosen as $U = 118$ GHz corresponding to a separation of the atoms at a distance of $0.3 \mu\text{m}$, when assuming dipole-dipole interaction $U(r) = 3200\text{MHz}/r^3$ as in [2] was still valid at this small distance. This is a particularly strong interaction due to the existence of a Förster resonance [19, 20], a point which we will come back to later when we describe the experimental setup in more detail. But again only the value of the interactions enters the simulations, not the distance dependency. We define the fidelity of the gate operation as $F = |\langle \psi(T) | \psi_G \rangle|^2$. The

	Ω_0	Ω_B	Δ	δ
Initial	300	300	1000	0
Optimised	304.7	292.6	974.8	0

TABLE I. A set of initial parameters that produces a gate with fidelity of around 89%, and the optimised parameters that produce a gate with fidelity better than 99.9%. All values are in units of 2π MHz

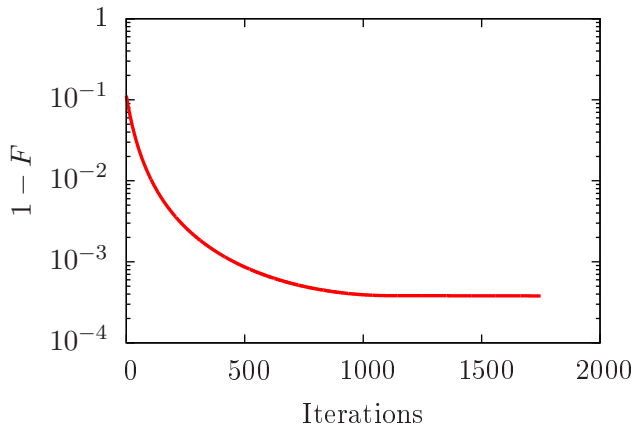


FIG. 3. (Color online) The decrease in infidelity of the quantum gate for the set of initial parameters given in Table I. One sees that the infidelity decreases monotonically until saturating in a local minimum of the optimisation. The final achieved infidelity was $1 - F = 3.8 \cdot 10^{-4}$.

resultant fidelity of the gate with these initial parameters is only around 89%. Now we apply our optimisation algorithm to the parameters Ω_0 , Ω_B , and Δ . After 1600 iterations, we achieve a fidelity of better than 99.9%, or, more precisely, and infidelity $I = (1 - F) < 3.8 \cdot 10^{-4}$. If the experimental precision of the Rabi frequencies and detuning is limited to integer MHz this infidelity slightly increases to $4.2 \cdot 10^{-4}$. The decrease in infidelity as the algorithm progresses is shown in Fig. 3. Table I shows the final set of parameters that produced the optimised gate. The resulting time-dependent phase accumulations ϕ_{gg} and ϕ_{ge} are shown in Fig. 4. We see that the phase accumulated by the $\varepsilon_{ge}(\varepsilon_{eg})$ is exactly zero. This can be understood by calculating Eq. (15) for our set of parameters: since $\delta = 0$, it is straightforward to show that $\varepsilon_{ge}(t) = 0$. The population of the relevant levels during the gate operation are shown in Fig. 5.

It might be worrisome that the parameters in Tab. I do not seem to strongly fulfil the condition $\Omega_R(t), \Omega_R, \delta \ll \Delta$ required for the validity of the adiabatic elimination. We have, however, confirmed that even when considering the full evolution under \hat{H} in Eq. (2) the population in $|i\rangle$ is heavily suppressed, such that it may be neglected. In what follows, we will abandon the effective model given by \hat{H}_R (which provided insight into the gate mechanism) in favour of the full treatment by \hat{H} as given by equation (2). This means that we include all four levels of each

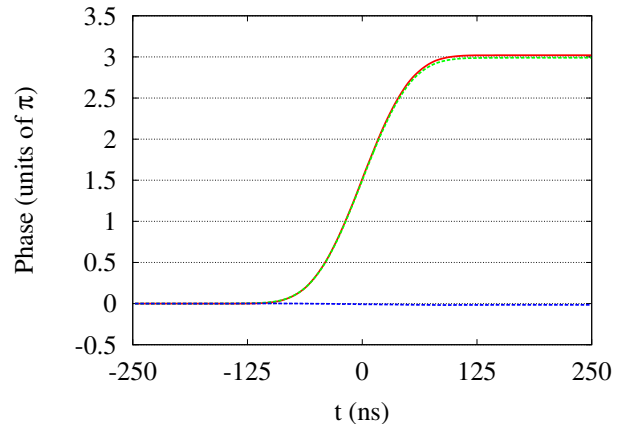


FIG. 4. (Color online) The dashed (green) line is the phase accumulation of the states $|gg\rangle$ (given by ϕ_{gg}), the dotted (blue) line that of $|ge\rangle$ (given by ϕ_{ge}), and the solid (red) line is the total entanglement phase ϕ , which at the final time reaches 3.0 (note that the dashed green line and the solid red line overlap almost exactly). The parameters used are given in Tab. I. The time is in units of ns, and so the duration of the gate is 500 ns.

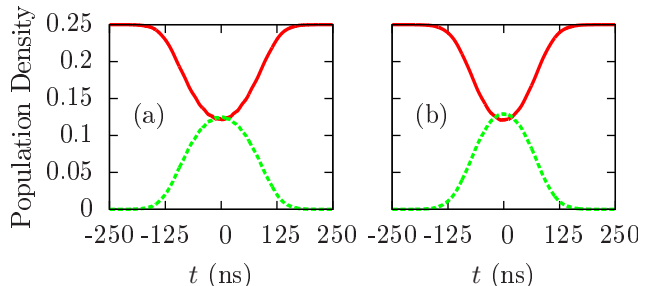


FIG. 5. (Color online) (a) The solid (red) line is the population of the state $|gg\rangle$ and the dashed (green) line is the population of the state $|\Psi^+\rangle$ over the duration of the gate. (b) Similarly to (a), the solid (red) line is the population of the state $|ge\rangle$ and the dashed (green) line is the population of the state $|re\rangle$ over the duration of the gate. The populations of $|eg\rangle$ and $|er\rangle$ are respectively the same.

atom and treat the effective loss by the non-Hermitian term in equation (5).

IV. EXPERIMENTAL CONSIDERATIONS

A. Level description

We have now demonstrated the optimisation method, but we must also consider the experimental conditions which will have an effect on the gate fidelity. We consider the setup given in [2]. The gate is well suited to this system because we do not require single atoms to

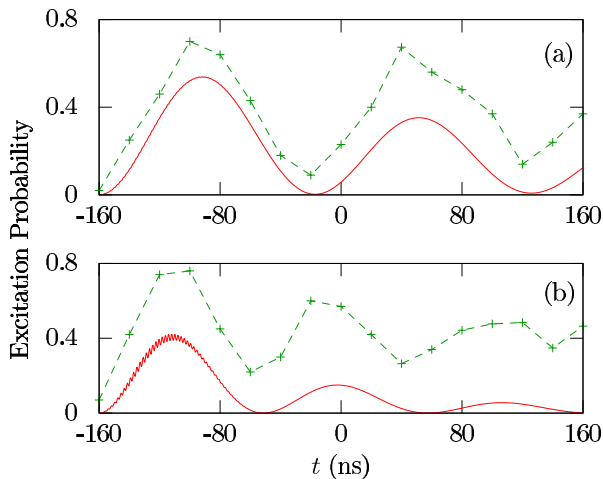


FIG. 6. (Color online) In (a), the solid (red) line is the simulated probability to excite $|ge\rangle$ to $|re\rangle$, with the experimental results for the same transition shown in dashed (green). Similarly in (b), the solid (red) line is the simulated probability to excite $|gg\rangle$ to $|\Psi^+\rangle$, with the experimental results for the same transition shown in dashed (green).

be addressable, and the Rydberg blockade is relatively strong. The reason for this is the use of a Förster resonance that exists in ^{87}Rb [20], which comes about due to the quasi-degeneracy of the two-atom states ($58d_{3/2}$, $58d_{3/2}$) and ($60p_{1/2}$, $56f_{5/2}$). This enhances the dipole interaction, leading to an interaction energy $U(r) \propto 1/r^3$.

The choice of states for the levels are $|g\rangle = |5s_{1/2}, F = 1, M_F = 1\rangle$, $|e\rangle = |5s_{1/2}, F = 2, M_F = 2\rangle$, and $|i\rangle = |5p_{1/2}, F = 2, M_F = 2\rangle$, as in reference [7].

B. Correspondence to experimental results

As mentioned earlier, we describe the loss from both the intermediate state $|i\rangle$ and the excited Rydberg state $|r\rangle$ phenomenologically through the decay rates γ_i and γ_r respectively. Examining the literature [9, 21], we find for our setup that $\gamma_i = 2\pi \cdot 5.75$ MHz and $\gamma_r = 2\pi \cdot 4.8$ kHz.

We have verified that the simulation corresponds to the experimental results from [2]. Fig. 6 shows the agreement between the simulated Rabi oscillations of the $\frac{1}{2}(|er\rangle + |re\rangle)$ state and the $|\Psi^+\rangle$ state. While the fit is not exact, we do reproduce the correct frequency of oscillation, as well as an indication of the typical decay from the intermediate level. We also find a relative difference in frequency of the two oscillations of a factor $\sim \sqrt{2}$, as expected from the theory. The discrepancies between theory and experiment arise from experimental imperfections which are not taken into account in our model, namely laser fluctuations in both power and frequency of the lasers, which lead to some dephasing. Our phenomenological loss model also does not account for

the possibility that an atom can decay to $|g\rangle$ from where it may be repumped, which partially accounts for the discrepancy in total population.

C. Typical experimental parameters

While it would be ideal if the gate parameters described in the last section could be immediately applied in the experiment, the reality is that there are certain experimental limitations that prevent us from doing so. Firstly, the power of both lasers have certain maximum values: Ω_R has a maximum operating value of 1 GHz, while Ω_B is limited to 120 MHz. Secondly, we do not have the freedom to modulate the laser power as we like; acoustic-optical modulators (AOMs) control the power of the laser beams incident on the atoms, and they have limits on the rate at which the intensity of the beam can be changed. (In any case, since the gate is adiabatic, we expect that the final result will not depend very strongly on the exact shape of the excitation as long as the area of the pulse is preserved.) The ‘rise-time’ (the time it takes to increase the laser power from zero to its maximum) is typically in the range 200–400 ns. We take the profile of this rise-time to be Gaussian, in agreement with the measured pulse shape on the experiment. Lastly, due to the separate dipole traps, the minimum distance between the two Rydberg atoms is limited to $3\ \mu\text{m}$ or above. A final condition is put on the detuning Δ of the red laser: this should be less than 500 MHz due to experimental constraints (although this is not a stringent condition).

There is also an additional probability of loss when an atom is excited to the Rydberg level: when excited, the motional wavepacket starts to spread, so that when the dipole trap is reapplied, there is a finite probability that the atom is lost (this is actually used as a method of detection in the experiment). This motivates us to limit the time spent in the Rydberg state.

D. Optimising the gate for experiment

With these limitations, we now see that the gate parameters from Tab. I are not feasible in our chosen experimental setup. We must now start with a new set of parameters and run the optimisation again to see to what extent the gate is still implementable. Given the discussion above, we are motivated to make the following changes to our parameters.

- The gate should be performed as quickly as possible, meaning that the effective Rabi frequency $\tilde{\Omega} \propto \Omega_R, \Omega_B$ should be made large. This implies that we should choose Ω_R and Ω_B close to their maximum values. (This has the additional advantage that we spend less time in excited Rydberg levels, improving the probability of recapture.) Since the constraint is stricter for Ω_B and we want to

	Ω_0	T	Δ	δ
Initial	50	1	500	-1
Optimised	129.6	1.1	-703.7	0.1

TABLE II. A set of initial parameters, within experimental constraints, that produces a gate with fidelity of around 52%, and the optimised parameters that produce a gate with fidelity better than 98%. Rabi frequencies are in units of 2π MHz, time in units of $1 \mu\text{s}$.

fully exploit the experimentally feasible maximum power we set Ω_B to 120 MHz and instead optimise the gate operation time T .

- To avoid excitation of the lossy $|i\rangle$ state, we need to keep the red laser far-detuned, ideally around 500 MHz. However, as can be seen in Eq. (11), increasing the detuning will reduce the effective Rabi frequency, which makes achieving the gate in a short time more difficult.
- To make maximum use of the laser power, we change the shape of the pulse from a simple Gaussian to a 'flat-top', given by

$$\Omega_R = \begin{cases} \Omega_0 \exp\left[-\frac{(t-\tau)^2}{\tau^2/8}\right] & t \leq \tau, \\ \Omega_0 \exp\left[-\frac{(t-(T-\tau))^2}{\tau^2/8}\right] & t \geq T - \tau, \\ \Omega_0 & \text{otherwise.} \end{cases} \quad (25)$$

Here, the Rabi frequency increases with a Gaussian profile to the maximum Ω_0 in a time τ (the rise-time), followed by a period of constant Rabi frequency for a time $T - 2\tau$, and then finally a reduction along a Gaussian profile to zero, again in a time τ . This gives us the freedom to have the laser at full power for the longest time possible, which in turn causes us to accumulate the time-dependent phase more rapidly. It turns out, however, that the best choice for τ is to extend the rise-time to $\tau = T/2$, thus choosing a Gaussian profile.

- Since the minimum distance between the atoms in the experiment is $r_{\min} = 3.0 \mu\text{m}$, we will use this value in what follows to ensure we are as deep in the blockade regime as possible.

Based on these considerations, we try the set of parameters given in Tab. II. This time we use the Nelder Mead simplex algorithm to optimise the gate parameters since the physics here make it more challenging to perform a high fidelity gate and we want to avoid local minima. As before, we can examine the convergence of the optimisation (Fig. 7), the accumulation of the entanglement phase (Fig. 8), and the shape of the Rabi frequency $\Omega_R(t)$ (Fig. 9). The final gate fidelity is only around 98%, mainly due to losses, resulting in a final population norm of 0.983. This loss mainly occurs in the time-evolved $|gg\rangle$ state as can be seen in Fig. 10, while

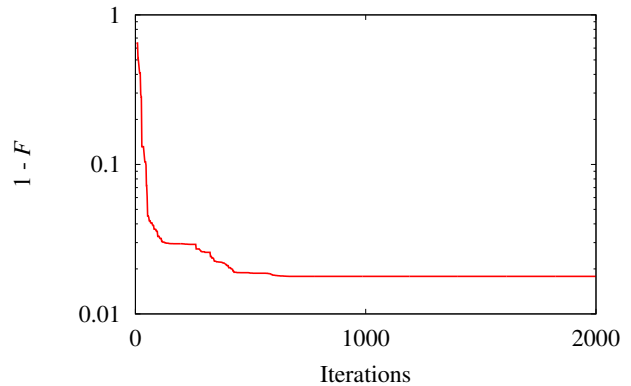


FIG. 7. The decrease in infidelity of the quantum gate for the set of initial parameters given in Table II. The stepwise decrease of the current minimum illustrates how restarting the simplex can result in finding another (deeper) local minimum until it reaches the (supposed) global minimum. The final achieved infidelity was $1 - F = 1.8 \cdot 10^{-2}$.

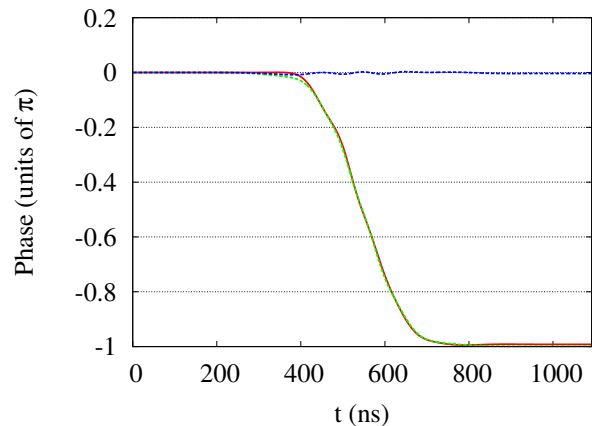


FIG. 8. (Color online) The dashed (green) line is the phase accumulation of the states $|gg\rangle$ (given by ϕ_{gg}), the dotted (blue) line that of $|ge\rangle$ (given by ϕ_{ge}), and the solid (red) line is the total entanglement phase ϕ , which at the final time reaches -1.0 . The parameters used are given in Tab. II. The time is in units of ns, and so the duration of the gate is $1.0922 \mu\text{s}$.

the results in Fig. 11 show that there is less loss when time-evolving $|eg\rangle$, since here only one atom is excited. Reducing the precision of Rabi frequencies and detunings to integer MHz increases the infidelity from $1.8 \cdot 10^{-2}$ to $2.2 \cdot 10^{-2}$

We believe that this result is close to the optimal case for this system and gate implementation given the experimental limitations. Only if we release the constraint on Ω_B we can further improve the fidelity. We have checked that we can cross the 99% fidelity threshold at about $\Omega_B = 200$ MHz which at the moment needs still improvement of experimental equipment.

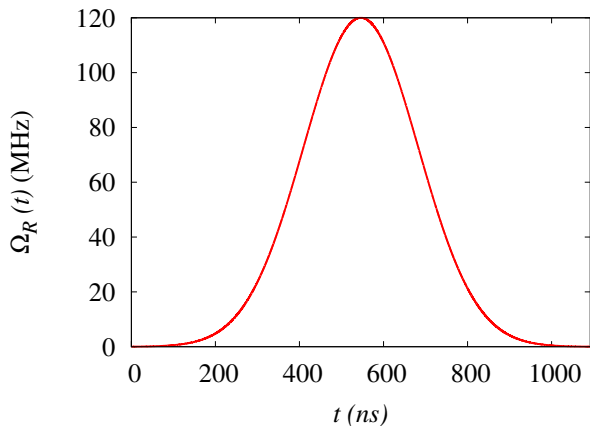


FIG. 9. (Color online) The pulse shape for the Rabi frequency $\Omega_R(t)$ for the parameters in Tab. II. The shape is a ‘degenerated flat-top’, as given in Eq. (25), i.e. a Gaussian profile.

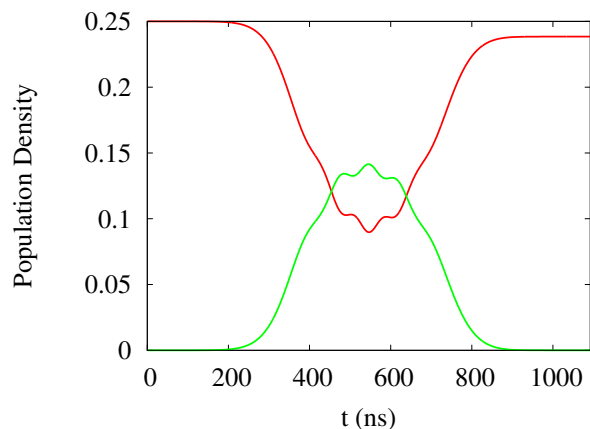


FIG. 10. (Color online) The solid (red) line is the population of the state $|gg\rangle$ and the dashed (green) line is the population of the super-radiant state $|\Psi^+\rangle$ over the duration of the gate.

E. Movement of the atoms in the light-field

Until now, we assumed that the atoms were stationary in the dipole traps. In reality, the atoms are Doppler-cooled to around $75 \mu\text{K}$. During the laser excitation, the trapping fields are switched off, allowing the atoms to move freely in any direction in the plane perpendicular to the trapping field. The terms $\vartheta_i \equiv \arccos(\mathbf{k} \cdot \mathbf{r}_i) \in [0, \pi]$ from Eq. (10) then produce additional independent phases on each atom. Since we don’t know *a priori* in which direction the atoms will move with respect to the light field, the phase difference between the two atoms is essentially random.

Figures 12 and 13 show the effect of this phase on the final fidelity of the gate for the sets of optimal parameters in Tabs. I and II respectively. In the first implementation of the gate, we see that the effect of the motional phase

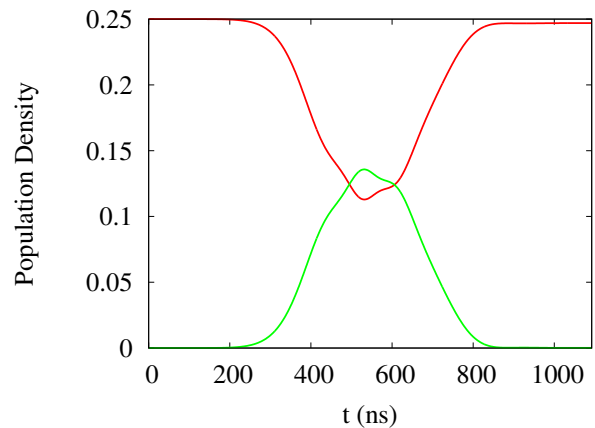


FIG. 11. (Color online) The solid (red) line is the population of the state $|ge\rangle$ and the dashed (green) line is the population of the state $|re\rangle$ over the duration of the gate. The populations of $|eg\rangle$ and $|er\rangle$ are respectively the same.

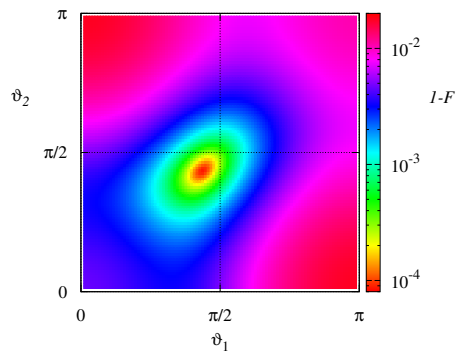


FIG. 12. (Color online) The effect of the motional phases of the atoms on the final gate fidelity for the parameters in Tab. I. Here, the effect of the motional phases is not too large, since we perform the gate over a very short time and we do not significantly excite the atoms.

on the gate fidelity is, at worst, a drop in infidelity from 10^{-4} to 10^{-2} . In the second case, the effect is about from 10^{-2} to 10^{-1} .

To actually perform the gate in practice under these conditions, we would have to cool the atoms much closer to the motional ground state. This would reduce the distance that the atoms move in the light-field, and hence the amount of phase that they collect. The dependence of the fidelity on the average temperature of the atoms is given in Fig 14. Thus by reducing the temperature by a factor of around five will increase the fidelity to around 97%. This is experimentally realistic as demonstrated in reference [22].

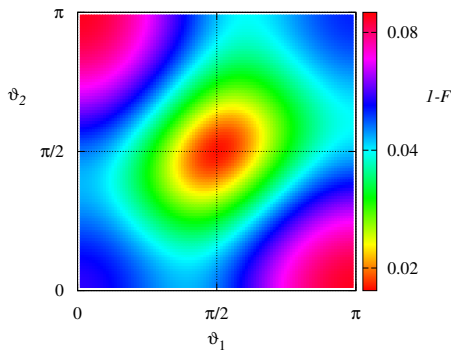


FIG. 13. (Color online) The effect of the motional phases of the atoms on the final gate fidelity for the parameters in Tab. II. Here, the effect of the motional phases is detrimental to the gate fidelity.

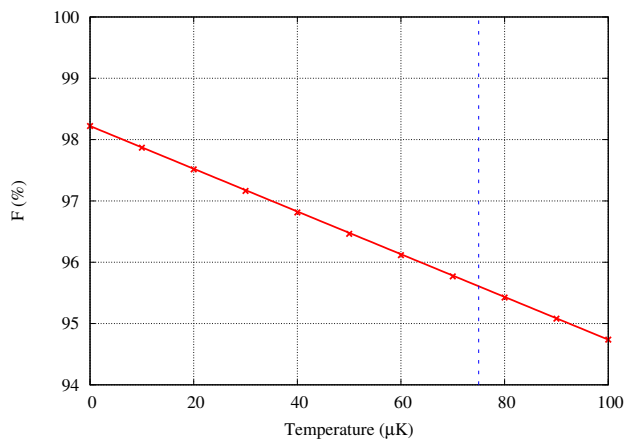


FIG. 14. (Color online) The final fidelity of the gate plotted against the average temperature of the atoms. Each (green) point is an average over 10,000 realisations of ϑ_1 and ϑ_2 chosen randomly in the range $[0, \pi]$. The (red) solid line is a linear fit to the points. The (blue) dashed line shows the current temperature of 75 μK .

V. CONCLUSION

We have investigated the implementation of the Rydberg two-qubit entangling gate from Jaksch *et al.*[1] in the experiment outlined in [2]. We applied a direct search (gradient descent and Nelder Mead simplex) control algorithm to find optimal sets of experimental parameters that produced a gate with low loss from the intermediate level while still achieving a fidelity of around 98%. The main source of error was found to be the random phase accumulated by the atoms in the light field.

While the system seems ideally suited for this scheme, the experimental constraints still limit the fidelity of the gate. The most notable source of error comes from the movement of the atoms in the light field, which could be minimised in future experiments by cooling the atoms further. Eliminating this source of error should allow gate fidelities of around 99% which, while not quite good enough to allow quantum computation (even with error correction), would be a significant step forward for the realisation of quantum computation with neutral atom systems.

It is worth pointing out that while we investigated the gate scheme of [1], there are some alternative schemes that could be implemented in our setup, most notably perhaps the scheme of [6] which uses a STIRAP pulse sequence to excite the atoms and also the individual addressing of atoms as analysed in detail in [23]. We have also not investigated allowing the Rabi frequency of the blue laser Ω_B to modulate in time which could lead to a more robust gate implementation.

We acknowledge financial support by the EU under the contracts MRTN-CT-2006-035369 (EMALI), IP-AQUTE, MALICIA, and SIQS; from the German SFB TRR21 and QuOReP. We also acknowledge computational resource provided by the BWgrid.

-
- [1] D. Jaksch, J. I. Cirac, P. Zoller, S. L. Rolston, R. Côté, and M. D. Lukin, *Phys. Rev. Lett.* **85**, 2208 (2000)
- [2] A. Gaëtan, Y. Miroshnychenko, T. Wilk, A. Chotia, M. Viteau, D. Comparat, P. Pillet, A. Browaeys, and P. Grangier, *Nat. Phys.* **5**, 115 (2009)
- [3] D. Jaksch, H.-J. Briegel, J. I. Cirac, C. W. Gardiner, and P. Zoller, *Phys. Rev. Lett.* **82**, 1975 (1999)
- [4] T. Calarco, H. J. Briegel, D. Jaksch, J. I. Cirac, and P. Zoller, *J. Mod. Opt.* **47**, 2137 (2000)
- [5] M. Saffman, T. G. Walker, and K. Mølmer, *Rev. Mod. Phys.* **82**, 2313 (2010)
- [6] D. Møller, L. B. Madsen, and K. Mølmer, *Phys. Rev. Lett.* **100**, 170504 (2008)
- [7] T. Wilk, A. Gaëtan, C. Evellin, J. Wolters, Y. Miroshnychenko, P. Grangier, and A. Browaeys, *Phys. Rev. Lett.* **104**, 010502 (2010)
- [8] L. Isenhower, E. Urban, X. L. Zhang, A. T. Gill, T. Henage, T. A. Johnson, T. G. Walker, and M. Saffman, *Phys. Rev. Lett.* **104**, 010503 (2010)
- [9] Y. Miroshnychenko, A. Gaëtan, C. Evellin, P. Grangier, D. Comparat, P. Pillet, T. Wilk, and A. Browaeys, *Phys. Rev. A* **82**, 013405 (2010), arXiv:1005.2153 [quant-ph]
- [10] A. Barenco, D. Deutsch, A. Ekert, and R. Jozsa, *Phys. Rev. Lett.* **74**, 4083 (1995)
- [11] A. Barenco, C. H. Bennett, R. Cleve, D. P. DiVincenzo, N. Margolus, P. Shor, T. Sleator, J. A. Smolin, and H. Weinfurter, *Phys. Rev. A* **52**, 3457 (1995)
- [12] K. Singer, M. Reetz-Lamour, T. Amthor, L. G. Marcassa, and M. Weidemüller, *Phys. Rev. Lett.* **93**, 163001 (2004)
- [13] M. D. Lukin, M. Fleischhauer, R. Cote, L. M. Duan,

- D. Jaksch, J. I. Cirac, and P. Zoller, Phys. Rev. Lett. **87**, 037901 (2001)
- [14] E. Brion, L. H. Pedersen, and K. Mølmer, J. Phys. B **40**, S159 (2007)
- [15] M. M. Müller, D. R. Reich, M. Murphy, H. Yuan, J. Vala, K. B. Whaley, T. Calarco, and C. P. Koch, Phys. Rev. A **84**, 042315 (2011)
- [16] M. M. Müller, H. R. Haakh, T. Calarco, C. P. Koch, and C. Henkel, Quant. Inf. Proc. **10**, 771-92 (2011)
- [17] E. Brion, L. H. Pedersen, and K. Mølmer, J. Phys. A **40**, 1033 (2007)
- [18] R. H. Dicke, Phys. Rev. **93**, 99 (1954)
- [19] T. Förster, *Modern quantum chemistry* (Academic Press, New York, 1996)
- [20] T. G. Walker and M. Saffman, J. Phys. B **38**, S309 (2005)
- [21] D. A. Steck, "Rubidium 87 d line data," (2001), available online at <http://steck.us/alkalidata> (revision 2.1.2, 12 August 2009)
- [22] C. Tuchendler, A. Lance, A. Browaeys, Y. Sortais, and P. Grangier, Phys. Rev. A **78**, 033425 (2008)
- [23] X. L. Zhang, A. T. Gill, L. Isenhower, T. G. Walker, and M. Saffman, Phys. Rev. A **85**, 042310 (2012)