

Soft nuclear equation-of-state from heavy-ion data and implications for compact stars

Irina Sagert¹, Laura Tolos², Debarati Chatterjee³, Jürgen Schaffner-Bielich³, and Christian Sturm^{4,5}

¹*Department of Physics and Astronomy, Michigan State University, East Lansing, Michigan, 48824, USA*

²*Instituto de Ciències de l'Espacio (IEEC/CSIC) Campus Universitat Autònoma de Barcelona, Facultat de Ciències, Torre C5, E-08193 Bellaterra (Barcelona), Spain*

³*Institut für Theoretische Physik, Ruprecht-Karls-Universität, Philosophenweg 16, D-69120 Heidelberg, Germany*

⁴*GSI Helmholtzzentrum für Schwerionenforschung GmbH, Planckstraße 1, D-64291 Darmstadt, Germany*

⁵*Institut für Kernphysik, J. W. Goethe Universität, Max von Laue-Straße 1, D-60438 Frankfurt am Main, Germany*
(Dated: June 14, 2022)

Measurements of kaon production at subthreshold energies in heavy ion collisions imply a soft nuclear equation-of-state for densities of 2-3 times nuclear saturation density. We apply these results to study the implications on compact star properties in view of the recent measurement of the $2M_{\odot}$ pulsar PSR J1614-2230. We explore the role of the nuclear matter compressibility and the symmetry energy of nuclear matter for the maximum masses of neutron stars and radii of low mass neutron stars, and especially demonstrate that the heavy-ion data and causality imply a firm upper limit on the maximum mass of compact stars of three solar masses.

PACS numbers: 26.60.-c Nuclear matter aspects of neutron stars 26.60.Kp EoS of neutron stars

Recently, the measurement of the Shapiro delay for the millisecond pulsar PSR J1614-2230 provided a new reliable limit for the highest known pulsar mass of $(1.97 \pm 0.04) M_{\odot}$ [1]. Though, also higher neutron star masses up to $(2.74 \pm 0.2) M_{\odot}$ for PSR J1748-2021 are under discussion [2, 3], these are not fully obtained from the observation of effects from general relativity (GR) and are therefore less reliable. The value for the maximum neutron star mass is of major interest for nuclear physics as it is tightly connected to the properties of dense nuclear matter. Its exploration at high density and temperature is a topic of large experimental effort. High energy nucleus-nucleus collisions at collider facilities like RHIC at Brookhaven and the LHC at CERN explore the nature of strongly interacting matter at large temperatures, while the FAIR facility at GSI, Darmstadt, and the NICA facility at Dubna will focus on matter at high baryon densities.

The link between nuclear experiments and neutron star observations is a non-trivial task [4–6]. Today, firm information exists about the properties of nuclear matter around its saturation density $n_0 \sim 0.17 \text{ fm}^{-3}$. The compression modulus, $K_0 = 9 \frac{dp}{dn} |_{n_0}$, describes the so-called stiffness of isospin symmetric nuclear matter and has been determined to $(235 \pm 14) \text{ MeV}$ from the study of giant monopole resonance oscillations of heavy nuclei [7]. The second important quantity is the symmetry energy. Ground state masses of nuclei, the neutron skin thickness of heavy nuclei, and measurements of giant dipole resonances point to values around $S(n_0) = S_0 \sim (28 - 32) \text{ MeV}$ [8, 9], while isospin diffusion data from intermediate energy heavy-ion collisions provides a constraint on the density dependence of the symmetry energy around $n \sim n_0$ [10].

At $n \gg n_0$, the density dependence of both, the stiff-

ness and symmetry energy of nuclear matter, becomes highly uncertain [8, 10]. The properties of nuclear matter at densities beyond n_0 can be extracted from collective flow of nucleons in non-central nucleus-nucleus collisions [11]. However, by selecting non-central collisions, the probed density enhancement is less pronounced. Furthermore, the flow analysis with respect to the compression modulus of nuclear matter is not yet conclusive [11] and the results obtained by different transport models do not agree [12]. In our study we will focus on K^+ meson production in nuclear collisions at subthreshold energies as a sensitive observable for the nuclear equation-of-state (EoS) [13]. The corresponding measurements were performed with the Kaon Spectrometer (KaoS) at GSI. The beam energy dependence of the K^+ multiplicity ratio from Au+Au and C+C collisions at subthreshold energies of 0.8 to 1.5 GeV/nucleon has been introduced as a probe for the nuclear EoS [14]. To describe the experimental results, RQMD and IQMD transport model calculations were performed [15, 16].

Within IQMD, a Skyrme type nucleon potential with two- and three-body forces was applied, with parameters so as to reproduce a soft EoS with $K_0 = 200 \text{ MeV}$ and a stiff one with $K_0 = 380 \text{ MeV}$. The different transport calculations agree well and show that matter in the collision zone reaches densities up to $(2 - 3)n_0$. Both calculations consistently demonstrate that the observed beam energy dependence of the K^+ multiplicity ratio is described best by parameter settings of the nucleon potential which are compatible with a compression modulus of $K_0 = 200 \text{ MeV}$. Furthermore the K^+ multiplicity ratio has crystalized as a robust observable against theoretical uncertainties [16]. This rather soft nuclear EoS has to be tested on its compatibility with neutron star observations. The most massive stable neutron star configuration de-

depends strongly on the stiffness of nuclear matter. The softer the nuclear EoS, the lower is the maximum mass which can be reached before the star becomes unstable against collapse to a black hole. Neutron star masses can be deduced quite reliably for pulsars in binary systems from the observations of at least two GR effects [17]. In this work we want to investigate the implications of the results from the KaoS collaboration on compact star properties, namely a soft nuclear EoS at intermediate densities [14–16]. We avoid specific assumptions about the unknown EoS of high density nuclear matter, by invoking causality for the highest allowed mass of compact stars, an approach introduced in Ref. [18].

Light neutron stars are composed predominantly of low density nuclear matter and can thereby allow a direct appliance of the KaoS EoS to study their properties. The physics of low mass neutron stars is tightly connected to the symmetry energy and its density dependence. Around saturation density the isospin symmetric part of the pressure is small and the dominant contribution to the total pressure is due to the change in the symmetry energy with density. The higher this pressure is, the larger are the neutron star radii which can be supported. A similar dependency on the symmetry energy can be found for the neutron radius of ^{208}Pb , which thereby can be directly correlated with the radii of light neutron stars [19]. Very recently, the neutron star radii became a focus of major attention [20–23]. Their measurement is still a difficult task, and uncertainties and disagreement between different analyses are still too large to point towards a distinct EoS. However, with better future observatories and new analysis techniques [21], radius measurement might become more feasible and light neutron stars very interesting objects for observations. To calculate the radii of low mass neutrons stars we choose a Skyrme type EoS with a nucleon potential similar to the one which was used in the analysis of the KaoS data. The energy per baryon is written as [24]:

$$\frac{E}{A} = m_n(1 - Y_p) + m_p Y_p + E_0 u^{\frac{2}{3}} + Au/2 + Bu^\sigma/(\sigma + 1) + (1 - 2Y_p)^2 \left[\left(2^{\frac{2}{3}} - 1 \right) E_0 \left(u^{\frac{2}{3}} - F(u) \right) + S_0 u^\gamma \right] \quad (1)$$

whereas $u = n/n_0$ is the baryon number density in units of the saturation density and E_0 is the average kinetic energy of nuclear matter at n_0 and with a proton fraction of $Y_p = 0.5$. Two- and three-body forces, described by the terms A and B , together with σ , are fitted to reproduce the binding energy per baryon $E(n_0, Y_p = 0.5) = -16$ MeV, the compression modulus K_0 , and the saturation density n_0 . To test the implications of a soft EoS we use $K_0 = (160 - 240)$ MeV [14]. The symmetry energy S_0 is varied between 28 MeV and 32 MeV. Its density dependence is chosen as a power law u^γ with $\gamma = 0.5 - 1.1$, motivated by heavy ion experiments and recent analysis of neutron stars in X-ray binaries [9, 10, 21]. Eq. (1) is

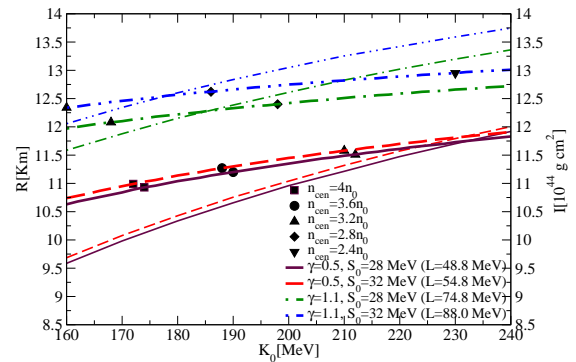


FIG. 1: Radii (thick lines) and moments of inertia (thin lines) of 1.25 solar mass neutron stars in dependence of K_0 for different symmetry energy setups (S_0 and γ from Eq. (1)). L is the slope of the symmetry energy $L = 3n_0(dS(n_b)/dn_b)|n_0$.

used for the core of the neutron star, whereas we add an inner and outer crust using [25] and [26], respectively. The lightest pulsar masses deduced so far from observations are in the range of $M \lesssim 1.25 M_\odot$ [27]. Applying Eq. (1) we calculate the radii, moments of inertia of non-rotating configurations, and central densities of light neutron stars with $M = 1.25 M_\odot$. Fig. 1 shows the results in dependence of the compression modulus for different symmetry energy configurations. The radii and moments of inertia are influenced by the symmetry energy, whereas we find that γ has a much bigger impact than the value for S_0 . It can be seen that the central densities of the stars are indeed in the range of $\sim 3n_0$ for $K_0 \sim 200$ MeV and are thereby within the density region explored by the KaoS collaboration. At these densities, hyperons, kaons, and quarks should not play a dominant role as they are just produced (if at all) [28]. However, their possible appearance in a first order phase transition could be probed in the neutrino signal of a galactic supernove explosion [29, 30]. In Fig. 2, we study the radii and moments of inertia of other light neutron stars with masses in the range of $(1.1 - 1.6) M_\odot$ for $K_0 \sim 200$ MeV and the same setups for the symmetry energy as in Fig. 1. It can be seen that especially neutron stars with $M \lesssim 1.3 M_\odot$ have central densities which are low enough that the entire neutron star interior can be described by an EoS which is probed by the KaoS experiments. The investigation of the radii and moments of inertia of such light neutron stars in the future is therefore well suited for a direct cross check between heavy-ion experiments and astrophysical observations.

We turn now from the radii of low mass stars to the maximally allowed gravitational mass of a compact star. Ref. [18] introduced the idea to use known properties of hadronic matter up to a fiducial density n_{crit} . At higher densities, the low density EoS is smoothly connected to the stiffest possible EoS which is allowed by causality. It is given by $p(\epsilon) = \epsilon - \epsilon_{crit}$, with the pressure p and the

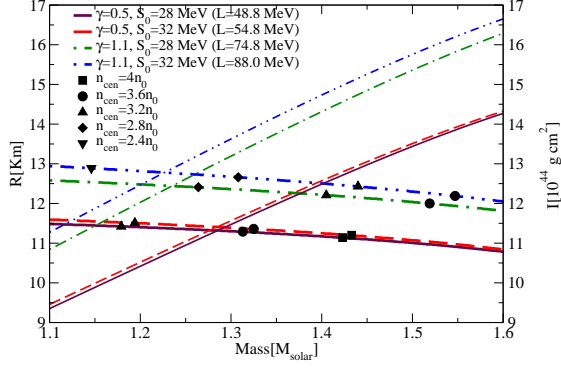


FIG. 2: Radii (thick lines) and moments of inertia (thin lines) of light neutron stars for $K_0 \sim 200$ MeV in dependence of their mass for different symmetry energy setups as in Fig. 1.

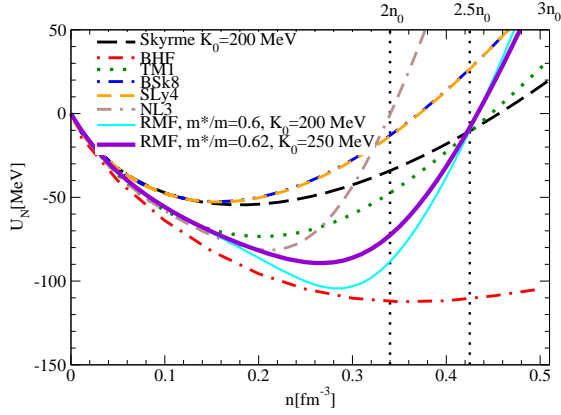


FIG. 3: The nucleon potential as a function of the baryon number density for different models. The vertical dotted lines indicate different densities for the onset of the stiffest EoS.

energy density ϵ [31]. It exerts the highest pressure to balance the gravity of the neutron star mass and therefore leads to the highest possible maximum mass. The existence of such a stiff EoS beyond $(2-3)n_0$ can be associated with the emergence of new physics, such as the appearance of hyperons or quarks, and could be probed by the CBM experiment at FAIR in the near future [32]. The parameter ϵ_{crit} is fitted according to the transition density n_{crit} from the known low density EoS to the stiffest one. Previous studies showed that the highest possible mass can be expressed as [27, 33–35]:

$$M_{high} = 4.1 M_{\odot} \left(\frac{\epsilon_{crit}}{\epsilon_0} \right)^{-1/2} \quad (2)$$

which is e.g. $M_{high} \sim 2.9 M_{\odot}$ at $\epsilon_{crit} = 2\epsilon_0$, whereas $\epsilon_0 = m_n \cdot n_0 = 2.8 \cdot 10^{14} \text{ g/cm}^3$. However, the applied EoS for hadronic matter at subsaturation densities was not taken directly from experiment but rather fitted to properties of nuclei at n_0 and extrapolated to higher densities. Results from the KaoS collaboration on the other hand

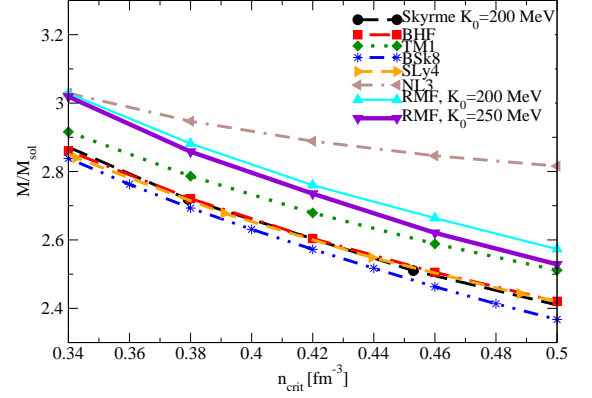


FIG. 4: Highest possible masses for compact stars according to the approach of [18] for different EoS as a function of the critical density n_{crit} for the onset of the stiffest possible EoS.

directly test the EoS for densities $n \sim (2-3)n_0$ and therefore justify the choice of n_{crit} in the same range. Consequently, we will calculate the highest possible masses with the restriction that for $n_{crit} < 3n_0$ the hadronic EoS should fulfill the results from the analysis of the KaoS data. For Skyrme type models this restriction corresponds to compression moduli of $K_0 \leq 200$ MeV [36, 37]. On the other hand, for other schemes, such as RMF models, one should obtain the nucleon potential and compare it to the Skyrme parametrization with $K_0 \leq 200$ MeV. In this case, the constraint given by the KaoS data is accomplished by only allowing nucleon potentials which are more attractive than the Skyrme parametrization within the density limits. A more attractive potential at high densities will allow to compress matter more for the same bombarding energy, which enhances multiple scattering processes in subthreshold kaon production and is in line with KaoS data. Fig. 3 shows that the TM1 [38] parametrization as well as the Brueckner-Hartree-Fock approximation (BHF) [39–42] fulfill this requirement. Within RMF models, one can fine-tune the effective nucleon mass for a given compression modulus in order to obtain a sufficiently attractive nucleon potential. For a RMF model with $n_0 = 0.17 \text{ fm}^{-3}$ and $K_0 = 200$ MeV, we arrive at nucleon effective masses of $m^*/m = (0.54 - 0.64)$ for $n \sim (2-3)n_0$ while for $K_0 = 250$ MeV we obtain $m^*/m = (0.55 - 0.67)$ for the same density range. Other schemes, such as BSk8 [36], SLy4 [37] or NL3 [43], produce more repulsive potentials than the Skyrme benchmark in the density region of interest and are ruled out. Fig. 4 shows the highest possible neutron star masses for critical densities in the range of $(2-3)n_0$, calculated using different EoS. For the lowest critical densities $n_{crit} \sim 2n_0$, the whole star is dominated by the stiffest EoS and therefore reaches masses of up to $3M_{\odot}$. Smaller maximum masses are obtained for the upper limit of $n_{crit} \simeq 3n_0$, tested by the KaoS data. The

higher n_{crit} is, the later is the onset of the stiffest EoS in the star's interior; consequently less mass is supported and the value for the highest mass decreases. It can be seen from Fig. 4 that for the Skyrme type EoS (Skyrme $K_0 = 200$ MeV, BSk8 or SLy4) the maximum masses are smaller than for the TM1 or NL3 models. BHF calculations are similar to the Skyrme type schemes. Finally, for the RMF models with different nucleon effective masses, we observe that the maximum mass is above the Skyrme type EoS. The smaller the nucleon effective mass is, the stiffer is the EoS and, therefore, the bigger is the maximum mass. A pulsar mass of $2.7 M_\odot$ as found by [2] is marginally compatible with a soft EoS but would require a prompt transition from a soft EoS to the stiffest possible at a density around $2.5n_0$.

Summary and Conclusion K^+ multiplicities from heavy ion collisions at present GSI energies indicate that the nuclear EoS is soft with $K_0 \leq 200$ MeV at $(2 - 3)n_0$. To test the consequences on neutron star properties we study low mass neutron stars whose radii and moments of inertia are sensitive to the density dependence of the symmetry energy. We find that light neutron stars with $M \lesssim 1.3 M_\odot$ can have central densities in the range of $\sim 3n_0$ and are therefore well within the density region tested by the KaoS collaboration. Such low mass neutron stars are therefore well suited for future observations. To test whether a soft nuclear EoS up to $\sim 3n_0$ is compatible with tentatively massive neutron stars such as PSR J1748-2021 [2], we calculate the highest allowed mass introducing the stiffest possible EoS starting from a critical density of $n_{crit} = (2 - 3)n_0$ [18]. We find that a pulsar mass of $2.7 M_\odot$ would require the onset of the stiffest possible EoS at densities of $\sim 2.5n_0$. We can also set a firm upper limit on the maximum mass of $3 M_\odot$, to be compatible with the KaoS results and causality. In future, the CBM experiment at FAIR will probe densities beyond $3n_0$ using rare probes as e.g. D-meson [32].

Acknowledgements We thank Alessandro Brillante for providing us with the code for the inertia momenta and Isaac Vidaña for the BHF EoS. D.C. and I.S. are thankful to the AvH foundation. I.S. acknowledges the support of the HPCC and iCER at MSU. L.T. is supported from MICINN under FPA2010-16963 and RyC2009, and from FP7 under PCIG09-GA-2011-291679. J.S.-B. is supported by the DFG through the Heidelberg Graduate School for Fundamental Physics and by the BMBF grant 06HD9127.

[1] P. B. Demorest, T. Pennucci, S. M. Ransom, M. S. E. Roberts, and J. W. T. Hessels, *Nature* **467**, 1081 (2010).
 [2] P. C. C. Freire, S. M. Ransom, S. Bégin, I. H. Stairs, J. W. T. Hessels, L. H. Frey, and F. Camilo, *Astrophys. J.* **675**, 670 (2008).
 [3] P. C. C. Freire, A. Wolszczan, M. van den Berg, and

J. W. T. Hessels, *Astrophys. J.* **679**, 1433 (2008).
 [4] G. Q. Li, C.-H. Lee, and G. E. Brown, *Phys. Rev. Lett.* **79**, 5214 (1997).
 [5] T. Klähn, D. Blaschke, S. Typel, E. N. E. van Dalen, A. Faessler, C. Fuchs, T. Gaitanos, H. Grigorian, A. Ho, and Kolomeitsev et al., *Phys. Rev. C* **74**, 035802 (2006).
 [6] T. Klähn, D. Blaschke, and F. Weber, *ArXiv e-prints* (2011), 1101.6061.
 [7] D. H. Youngblood, H. L. Clark, and Y.-W. Lui, *Phys. Rev. Lett.* **82**, 691 (1999).
 [8] B. Li, L. Chen, and C. M. Ko, *Phys. Rep.* **464**, 113 (2008).
 [9] M. B. Tsang et al., *Phys. Rev. Lett.* **102**, 122701 (2009).
 [10] B.-A. Li and A. W. Steiner, *Phys. Lett. B* **642**, 436 (2006).
 [11] P. Danielewicz, R. Lacey, and W. G. Lynch, *Science* **298**, 1592 (2002).
 [12] A. Andronic et al., *Phys. Lett. B* **612**, 173 (2005).
 [13] J. Aichelin and C. M. Ko, *Phys. Rev. Lett.* **55**, 2661 (1985).
 [14] C. Sturm et al., *Phys. Rev. Lett.* **86**, 39 (2001).
 [15] C. Fuchs, A. Faessler, E. Zabrodin, and Y.-M. Zheng, *Phys. Rev. Lett.* **86**, 1974 (2001).
 [16] C. Hartnack, H. Oeschler, and J. Aichelin, *Phys. Rev. Lett.* **96**, 012302 (2006).
 [17] D. R. Lorimer, *Living Reviews in Relativity* **11**, 8 (2008).
 [18] C. E. Rhoades and R. Ruffini, *Phys. Rev. Lett.* **32**, 324 (1974).
 [19] C. Horowitz and Piekarewicz, *Phys. Rev. Lett.* **86**, 5647 (2001).
 [20] F. Özel, G. Baym, and T. Güver, *Phys. Rev. D* **82**, 101301 (2010), 1002.3153.
 [21] A. W. Steiner, J. M. Lattimer, and E. F. Brown, *Astrophys. J.* **722**, 33 (2010).
 [22] V. Suleimanov, J. Poutanen, M. Revnivtsev, and K. Werner, *AIP Conf. Proc.* **1379**, 197 (2011), 1010.0151.
 [23] J. Carriere, C. J. Horowitz, and J. Piekarewicz, *Astrophys. J.* **593**, 463 (2003).
 [24] M. Prakash, J. M. Lattimer, and T. L. Ainsworth, *Phys. Rev. Lett.* **61**, 2518 (1988).
 [25] J. W. Negele and D. Vautherin, *Nuc. Phys. A* **207**, 298 (1973).
 [26] S. B. Rüster, M. Hempel, and J. Schaffner-Bielich, *Phys. Rev. C* **73**, 035804 (2006).
 [27] J. M. Lattimer and M. Prakash, *From Nuclei to Stars: Festschrift in Honor of Gerald Brown* (World Scientific Publishing Co. Pt. Ltd., 2011), p. 275, 1st ed.
 [28] N. K. Glendenning and S. A. Moszkowski, *Phys. Rev. Lett.* **67**, 2414 (1991).
 [29] I. Sagert, T. Fischer, M. Hempel, G. Pagliara, J. Schaffner-Bielich, A. Mezzacappa, F.-K. Thielemann, and M. Liebendörfer, *Phys. Rev. Lett.* **102**, 081101 (2009).
 [30] B. Dasgupta, T. Fischer, S. Horiuchi, M. Liebendörfer, A. Mirizzi, I. Sagert, and J. Schaffner-Bielich, *Phys. Rev. D* **81** (2010).
 [31] Y. B. Zel'dovich, *Zh. Eksp. Teor. Fiz.* **41**, 1609 (1961).
 [32] B. Friman et al., *Lect. Notes Phys.* **814**, 1 (2011).
 [33] V. Kalogera and G. Baym, *Astrophys. J. Lett.* **470**, L61+ (1996).
 [34] R. B. Wiringa, V. Fiks, and A. Fabrocini, *Phys. Rev. C* **38**, 1010 (1988).
 [35] J. B. Hartle, *Phys. Rep.* **46**, 201 (1978).
 [36] S. Goriely, M. Samyn, J. M. Pearson, and M. Onsi, *Nuc.*

- Phys. A **750**, 425 (2005).
- [37] E. Chabanat, P. Bonche, P. Haensel, J. Meyer, and R. Schaeffer, Nuc. Phys. A **635**, 231 (1998).
 - [38] Y. Sugahara and H. Toki, Nuc. Phys. A **579**, 557 (1994).
 - [39] H.-J. Schulze, A. Polls, A. Ramos, and I. Vidaña, Phys. Rev. C **73**, 058801 (2006).
 - [40] H.-J. Schulze and T. Rijken, Phys. Rev. C **84**, 035801 (2011).
 - [41] W. Zuo, I. Bombaci, and U. Lombardo, Phys. Rev. C **60**, 024605 (1999).
 - [42] I. Bombaci and U. Lombardo, Phys. Rev. C **44**, 1892 (1991).
 - [43] G. Lalazissis, J. Konig, and P. Ring, Phys. Rev. C **55**, 540 (1997).