

Molecular nanomagnets as quantum simulators

P. Santini¹, S. Carretta¹, F. Troiani² and G. Amoretti¹.

¹*Dipartimento di Fisica, Università di Parma, Viale G. P. Usberti 7/A, I-43124 Parma, Italy and*

²*Istituto Nanoscienze-CNR, S3, via G. Campi 213/a, I-41125 Modena, Italy*

(Dated: August 4, 2021)

Quantum simulators are controllable systems that can be used to simulate other quantum systems. Here we focus on the dynamics of a chain of molecular qubits with interposed antiferromagnetic dimers. We theoretically show that its dynamics can be controlled by means of uniform magnetic pulses and used to mimic the evolution of other quantum systems, including fermionic ones. We propose two proof-of-principle experiments, based on the simulation of the Ising model in transverse field and of the quantum tunneling of the magnetization in a spin-1 system.

PACS numbers: 03.67.Ac 03.67.Lx 75.50.Xx

The simulation of quantum systems by a classical computer is intrinsically inefficient, because the required number of bits grows exponentially with the system size. This makes many important problems in physics and chemistry intractable. Such limitation might be overcome by quantum simulators (QSS), whose dynamics can be controlled so as to mimic the evolution of the target system [1].

The implementations of quantum simulators so far proposed essentially fall into one of two categories [2]. In the first one, large and globally addressable systems are used to analogically simulate specific target Hamiltonians. In the second one, QSS consist of few, individually addressable qubits, and the time evolution of any target system can be discretized into a sequence of logical gates. Here we propose a hybrid approach, where the simulation of different kinds of translationally invariant models is performed by exploiting chains of molecular nanomagnets, manipulated by means of spatially homogeneous magnetic fields. As in analog QSS, our hardware consists of a potentially large array of qubits, with a geometry reflecting that of the target system, and no local control required. As in digital QSS, the manipulation of the QS state is here achieved by suitable sequences of quantum gates, performed in parallel on the whole array. This permits to simulate a large class of models for each given geometry.

Our proposal exploits two classes of molecular nanomagnets [3] that play two distinct roles: (effective) $S = 1/2$ spins are used for encoding the qubits; these are connected through antiferromagnetic systems with nonmagnetic ground state ($S = 0$), that can be controllably excited so as to effectively switch the coupling between the qubits. The capability of engineering complex structures consisting of weakly coupled and monodispersed systems has been recently demonstrated in molecular magnetism [4]. The wide tuneability of both the intra- and intermolecular interactions, combined with the possibility of coherently driving the spin dynamics [5, 6], makes these system suitable for both spintronics [7] and quantum-information [8–12] applications. In addition nanomagnets can be grafted onto surfaces without altering their properties[13].

We start by considering different kinds of one-dimensional, translationally invariant Hamiltonians \mathcal{H} that can be mapped onto a model of $1/2$ spins \mathbf{s}_i , with nearest-neighbour (NN) interactions and Hamiltonian H . Our aim is to simulate the time evolution associated with H ("target evolution" $U(t)$) by means of the proposed hardware. The first step is to approximate $U(t)$ by the Trotter-Suzuki formula ($\hbar = 1$):

$$U(t) = e^{-iHt} \simeq \left[e^{-iH_{\text{odd}}^{(2)}\tau} e^{-iH_{\text{even}}^{(2)}\tau} e^{-iH^{(1)}\tau} \right]^n, \quad (1)$$

where $H = H_{\text{odd}}^{(2)} + H_{\text{even}}^{(2)} + H^{(1)}$. The contributions $H_{\text{odd}}^{(2)}$ ($H_{\text{even}}^{(2)}$) include all the two-spin terms $h_{\text{odd}}^{(2)}(\mathbf{s}_{2k-1}, \mathbf{s}_{2k})$ ($h_{\text{even}}^{(2)}(\mathbf{s}_{2k}, \mathbf{s}_{2k+1})$), while $H^{(1)}$ includes all the single-spin terms. Since $H_{\text{odd}}^{(2)}$, $H_{\text{even}}^{(2)}$, and H_1 generally don't commute, Eq. (1) is only exact in the limit $\tau \equiv t/n \rightarrow 0$. Each of the three terms in parentheses in Eq. (1) can be factorized into either single- or two-spin evolution operators. For example, under the effect of $\exp(-iH_{\text{odd}}^{(2)}\tau) = \otimes_{k=1}^{N/2} \exp[-ih_{\text{odd}}^{(2)}(\mathbf{s}_{2k-1}, \mathbf{s}_{2k})\tau]$ (with N the number of spins), each pair evolves in the same way, and independently of all the others.

In order to simulate the dynamics of the spin chain, we encode its odd- and even-numbered spins into the state of two physically distinguishable kinds of spin qubits, A and B , in the quantum hardware: $\mathbf{s}_{2k-1} \rightarrow \mathbf{S}_k^A$ and $\mathbf{s}_{2k} \rightarrow \mathbf{S}_k^B$ (Fig. 1(a)). Note that hereafter we use capital letters to indicate the spins and times of the quantum simulator. In the latter, each pair $\mathbf{S}_k^A \mathbf{S}_k^B$ ($\mathbf{S}_k^B \mathbf{S}_{k+1}^A$) is physically connected through a spin cluster M_{AB} (M_{BA}), whose state can be manipulated so as to effectively switch the coupling between the qubits. Being M_{AB} spectrally distinguishable from M_{BA} , it will be possible to selectively switch the AB or BA couplings, still by means of spatially homogeneous em pulses (see below). The time-evolution operator $\exp(-iH_{\text{odd}}^{(2)}\tau)$, is implemented by performing sequences of identical single- and two-qubit operations on the pairs $\mathbf{S}_k^A \mathbf{S}_k^B$. Such pulse sequence induces on the pair of qubits the same time-evolution induced in the time τ by $h_{\text{odd}}^{(2)}$ on the spin pair $\mathbf{s}_{2k-1} \mathbf{s}_{2k}$. Analogously, sequences of pulses applied to the qubit pairs $\mathbf{S}_k^B \mathbf{S}_{k+1}^A$ reproduce the time-evolution induced on

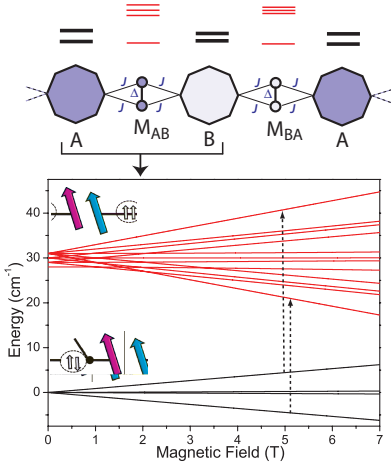


FIG. 1: Top: chain of the A and B spin qubits, with interposed antiferromagnetic dimers M_{AB} and M_{BA} . The level schemes of the noninteracting units is also illustrated. Bottom: Magnetic field dependence of the energy levels for a $A-M-B$ system (Eq. (2)), with $g_z^A = 1.8$, $g_z^B = 2.0$, $g_z^M = 2.3$, $J = 1 \text{ cm}^{-1}$, $\Delta = 30 \text{ cm}^{-1}$. When the dimer is in the singlet ground state (four lowest levels, black), the qubits behave as if they were non-interacting. If the dimer is in triplet states (twelve highest levels, red), the energy levels depend on the dimer-qubit couplings.

the spin pairs $\mathbf{s}_{2k}\mathbf{s}_{2k+1}$ by the terms $h_{\text{even}}^{(2)}$. The contribution of the single-spin Hamiltonian, $H^{(1)}$, is simulated instead by single-qubit rotations performed simultaneously on all the qubits. We stress that the parameters defining H can be easily varied in the simulation by appropriately choosing the phases of the pulse sequence (see discussion below Eq. (3)). Thanks to the translational invariance of the simulated system, the number N_{op} of operations (i.e., pulses) does not depend on the chain length N . In fact, N_{op} is proportional to nl , where l is the number of terms into which $e^{-iH\tau}$ is factorized (see Eq. 1). Besides, in many models of interest \mathcal{H} (e.g., symmetric exchange between $1/2$ spins), the A and B units need not be physically different.

Switching the coupling between spin qubits — Turning on and off a physical exchange interaction between molecular nanomagnets on a ns timescale is presently unfeasible. Here we show that the effect of a switchable coupling between two nearby spin qubits A and B can be obtained by manipulating the interconnecting spin cluster M between them. As an illustrative example, we consider the case where M is a dimer, consisting of two antiferromagnetically-coupled spins (with $S_1^M = S_2^M = 1/2$, see Fig. 1). The simplest qubit-dimer-qubit unit is described by the Hamiltonian:

$$\begin{aligned} H_{AMB} &= [H_A + H_B + H_M] + [H_{AM} + H_{BM}] \\ &= [\mu_B B_0 (g_z^A S_z^A + g_z^B S_z^B + g_z^M (S_{1z}^M + S_{2z}^M)) \\ &\quad + \Delta \mathbf{S}_1^M \cdot \mathbf{S}_2^M] + [J \sum_{\alpha=A,B} \sum_{i=1,2} \mathbf{S}_\alpha \cdot \mathbf{S}_i^M], \end{aligned} \quad (2)$$

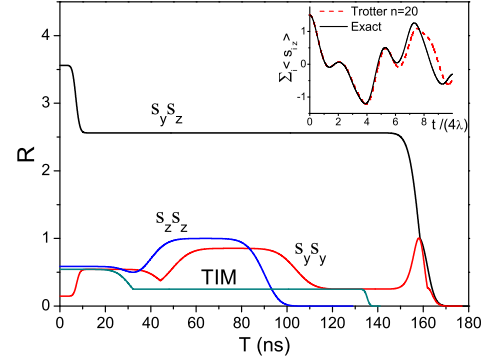


FIG. 2: Simulation of the time evolution operators $\exp(-i\kappa s_{1\alpha} s_{2\beta})$ ($\alpha\beta = zz, yy, xy$) for $\kappa\tau = \pi/2$. $T_f = 180$ ns is the duration of the pulse sequence; R , defined in the text, quantifies the deviation of the implemented transformation from the target evolution operator. The em pulses are gaussian and linearly polarized, with a peak amplitude of 50 G; the static field is $B = 5$ T. The qubits are assumed to be magnetically isotropic, whereas for the dimer we set $g_x^A - g_x^B = g_y^A - g_y^B = 1$. R is also shown for a single Trotterization step of the TIM Hamiltonian for two spins (Eq. (4)). Inset: time oscillations of the longitudinal average magnetization $\langle \sum_i s_z^i \rangle$ for the TIM with $N = 3$ and $\lambda = 2b$.

where g_z^χ are gyromagnetic factors, and the last term is the qubit-dimer coupling, whose energy scale J is typically much smaller than $\mu_B B_0$ and Δ . A similar effective Hamiltonian results, for instance, from two Cr_7Ni rings linked through a Cu_2 dimer[4], where the rings play the role of the spin qubits. Many generalizations of Eq. (2), including less symmetric patterns of qubit-dimer exchange couplings, do not alter the validity of the proposed scheme. The field-dependence of the energies resulting from Eq. (2) is depicted in Fig. 1. The four lowest states match those of the two isolated A and B qubits. In fact, as far as the dimer is in its singlet ground-state, $\langle H_{AM} \rangle = \langle H_{BM} \rangle = 0$ for any two-qubit state; therefore, A and B are effectively uncoupled, whereas they do communicate if the dimer is sent by an em pulse to an excited state. Indeed, the twelve upper states have energies with fine splittings determined by J .

This level scheme can be exploited to simulate the dynamics of two generic spins induced by a Hamiltonian $h^{(2)} = \kappa s_{1\alpha} s_{2\beta}$ for any choice of $\alpha, \beta = x, y, z$. The operator $\exp(-ih^{(2)}\tau)$ can be decomposed as follows:

$$\exp(-i\kappa s_{1\alpha} s_{2\beta}\tau) = [u_{1\alpha} \otimes u_{2\beta}] e^{-i\Lambda\tau} [u_{1\alpha} \otimes u_{2\beta}]^\dagger, \quad (3)$$

where $\Lambda = \kappa s_{1z} s_{2z}$, $u_x = (2s_y)^{1/2}$, $u_y = (2s_x)^{-1/2}$, and $u_z = I$. In the physical hardware described by Eq. (2), the single-qubit rotations u_α can be implemented by em pulses with frequencies Bg_z^A and Bg_z^B , respectively (while M is left in its ground state). The two-qubit operator $e^{-i\Lambda\tau}$ would in principle require a direct interaction between A and B . Here, instead, it's implemented by inducing in M an excitation conditioned to the state of the spin qubits A and B . This is obtained through two

simultaneous π pulses, resonant with the gaps indicated by arrows in Fig. 1, followed by a repetition of the two pulses that bring the dimer back to its singlet ground state. The value of $\kappa\tau$ of the target evolution is controlled by the phase difference between the first and the second pair of pulses. Hence, the parameters defining the Hamiltonian we want to simulate can be easily varied since these merely determine the phases of the pulse sequences.

In Fig. 2 we demonstrate the validity of this scheme by simulating the evolution operator for some representative choices of $\alpha\beta$ in $h^{(2)}$. We start from the 4 possible two-qubit basis states $|\psi_i\rangle$ (corresponding to the 4 lowest eigenstates of H_{AMB} , with $i = 1, \dots, 4$), and we calculate their time evolution $|\psi_i(T)\rangle$ induced by H_{AMB} (Eq. (2)) and by the pulse sequence. The matrix elements of the resulting transformation, $\tilde{U}_{ji}(T) \equiv \langle\psi_j|\psi_i(T)\rangle$, are compared with those of $U(\tau)$ between the corresponding states of the system to be simulated: the distance between the two is assessed by $R(T) = \max_{i,j} |\tilde{U}_{ji}(T) - U_{ji}(\tau)|^2$. At the end of the pulse sequence ($T = T_f$), $\tilde{U}_{ji}(T_f)$ coincides with $U_{ji}(\tau)$, showing that the two qubits have actually undergone the desired unitary transformation (Fig. 2)[14]. For the chosen, realistic parametrization, the duration of these simulations is of the order of 10^2 ns. This is much less than the expected decoherence times for optimally engineered molecular qubits, of the order of several microseconds [5]. At low temperatures, the coherence of each nanomagnet is limited by the hyperfine coupling to the nuclear spins, and the noise has a local character (i.e. each molecule interacts mainly with its own bath of nuclear spins) [15]. The effects of such coupling can be partially cancelled by spin-echo sequences. These imply the use of additional pulses, that can however be applied in parallel to the whole array, and thus independently on the system size.

Quantum simulation of a spin-1/2 chain — A simple proof-of-principle experiment can be performed by simulating the time evolution of the transverse-field Ising model (TIM):

$$\mathcal{H}_{\text{TIM}} \equiv H_{\text{TIM}} = \lambda \sum_{k=1}^{N-1} s_{kz} s_{(k+1)z} + b \sum_{k=1}^N s_{kx}, \quad (4)$$

with $s_k = 1/2$. The mapping of H_{TIM} onto the qubit chain is straightforward: $\mathbf{s}_{2k-1} \rightarrow \mathbf{S}_k^A$ and $\mathbf{s}_{2k} \rightarrow \mathbf{S}_k^B$. Performing a single Trotter step of the TIM entails simulating $e^{-i\Lambda\tau}$ with $\kappa = \lambda$, followed by a rotation of two qubits around x by an angle $b\tau$. The convergence of the simulated TIM evolution to the target evolution is shown in Fig. 2. For a generic value of λ/b the TIM evolution brings the system from a factorized initial state to multipartite entangled ones. This is shown in the inset of Fig. 2 for the case $N = 3$. Here $|\psi(t)\rangle$ starts from a ferromagnetic state and it evolves passing through GHZ-like states[16]. This evolution is witnessed by oscillations of the magnetization, whose frequencies are set by the energy gaps of the TIM.

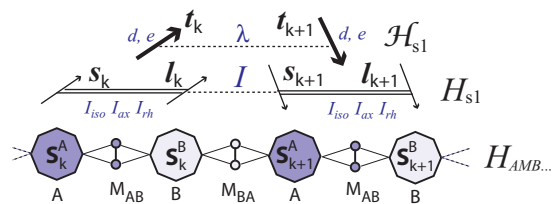


FIG. 3: From top to bottom: mapping of the spin-1 Hamiltonian \mathcal{H}_{s1} (Eq. (5)) onto a spin-1/2 one H_{s1} , and encoding of H_{s1} into the spin-qubit chain $ABAB\dots$.

Simulating $S = 1$ spins and the Hubbard model — The simulation of Hamiltonians involving spins $s > 1/2$ or fermions requires a suitable mapping onto the qubits. For instance, we consider a chain of spins one (\mathbf{t}_k) with NN exchange interactions and single-spin crystal-field anisotropy:

$$\mathcal{H}_{s1} = \lambda \sum_{k=1}^{N-1} \mathbf{t}_k \cdot \mathbf{t}_{k+1} + \sum_{k=1}^N [d t_{kz}^2 + e(t_{kx}^2 - t_{ky}^2)], \quad (5)$$

which reduces to the paradigmatic Haldane model for $d = e = 0$. \mathcal{H}_{s1} can be mapped onto a Hamiltonian H_{s1} of $2N$ spins 1/2, with NN interactions. Indeed, the dynamics of a spin-1 chain is equivalent to that of a dimerized spin-1/2 chain with twice the number of spins, provided the isotropic exchange constant (I_{iso}) (see Fig. 3) is ferromagnetic and dominant. The three states $|m_k = 0, \pm 1\rangle$ of each spin $t_k = 1$ are mapped onto the three triplet states of the pair of spins 1/2 ($\mathbf{s}_k, \mathbf{l}_k$), having total spin one. By exploiting the Wigner-Eckart theorem, the crystal-field terms are mapped onto axial (I_{ax}) and rhombic (I_{rh}) exchange terms: $h_{\text{odd}}^{(2)}(\mathbf{s}_k, \mathbf{l}_k) = I_{\text{iso}} \mathbf{s}_k \cdot \mathbf{l}_k + I_{\text{ax}} s_{kz} l_{kz} + I_{\text{rh}} (s_{kx} l_{kx} - s_{ky} l_{ky})$. The exchange interaction between \mathbf{t}_k and \mathbf{t}_{k+1} in Eq. (5) is mapped instead onto a Heisenberg coupling I between \mathbf{l}_k and \mathbf{s}_{k+1} (Fig. 3): $h_{\text{even}}^{(2)}(\mathbf{l}_k, \mathbf{s}_{k+1}) = \mathbf{l}_k \cdot \mathbf{s}_{k+1}$.

Having mapped \mathcal{H}_{s1} onto a chain of spins 1/2 with NN interactions, we can now simulate its dynamics along the lines traced above. Each spin-1/2 \mathbf{s}_k (\mathbf{l}_k) is encoded into qubit A (B) and the operators $\exp(-ih_{\text{odd}}^{(2)}\tau)$ and $\exp(-ih_{\text{even}}^{(2)}\tau)$ are mimicked as outlined above. A simple proof-of-principle experiment would be the simulation of a single $s = 1$ spin experiencing tunneling of the magnetization ($|e| \ll |d|$). For instance, Fig. 4 shows the exact and simulated evolution of the magnetization in the case $d/e = 12$, which can be monitored by measuring the total magnetization of the $A - M - B$ system.

The mapping of a fermionic Hamiltonian onto a spin one is generally nontrivial [17]. Hereafter, we use the Jordan-Wigner representation in order to map the one-dimensional Hubbard model, $\mathcal{H}_{\text{Hub}} = -t_H \sum_{k\sigma} (c_{k\sigma}^\dagger c_{k+1\sigma} + h.c.) + U \sum_k n_{k\uparrow} n_{k\downarrow}$, onto a chain

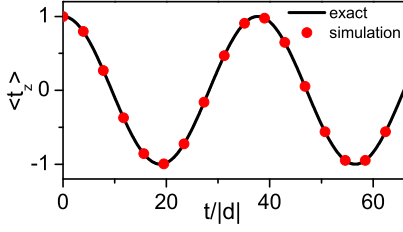


FIG. 4: Line: exact time evolution of $\langle t_z \rangle$ for a single $t = 1$ spin with $d/e = 12$, Eq. (5). The state oscillates between $|m = 1\rangle$ and $|m = -1\rangle$ due to quantum tunneling across the anisotropy barrier. Points: time evolution simulated by a single $A - M - B$ unit initially prepared in its ground state. The pulse sequence is set by the mapping of Eq. (5) onto the Hamiltonian of two 1/2 spins (Fig. 3). We plot the z -component of total spin of the $A - M - B$ unit, which could be easily extracted by measuring the magnetization of a crystal of noninteracting units. The duration T_f of the pulse sequence implementing the simulation is about 480 ns, independently of the simulated time t . Note that to perform each simulation (i.e., to extract each point) the $A - M - B$ unit has to be reinitialized to its ground state.

of 1/2 spins [18]:

$$H_{\text{Hub}} = NU/4 - 2t_H \sum_{k=1}^{N-1} \sum_{\alpha=x,y} (s_{k\alpha} s_{(k+1)\alpha} + l_{k\alpha} l_{(k+1)\alpha}) + U \sum_{k=1}^N s_{kz} l_{kz} + U/2 \sum_{k=1}^N (s_{kz} + l_{kz}) \quad (6)$$

where \mathbf{s}_k and \mathbf{l}_k are two families of spin-1/2 operators. Unlike the previously considered cases, H_{Hub} is not a one-dimensional Hamiltonian with NN interactions only, as each spin couples to three other ones. This requires to proceed in two steps: initially we encode into the qubit pairs $(\mathbf{S}_k^A, \mathbf{S}_k^B)$ the spins $(\mathbf{l}_k, \mathbf{s}_k)$ for even k and $(\mathbf{s}_k, \mathbf{l}_k)$ for odd k , respectively (see Fig. 5). The couplings between pairs of spins that are encoded into neighboring qubits can be simulated as for the previously considered models. These couplings include the two z terms in Eq. (6) and half of the xy terms, i.e., the even transverse $s - s$ bonds and the odd transverse $l - l$ bonds. In order to simulate the remaining transverse two-spin terms in H_{Hub} , corresponding to couplings between qubits that are initially third nearest-neighbours, we swap the state of all the $\mathbf{S}_k^A \mathbf{S}_k^B$ pairs. This SWAP gate can be performed by the same method used to implement two-qubit operations. Third nearest neighbours in H_{Hub} now correspond to NN in the simulator, and the evolution induced by the associated couplings can be simulated exactly as above.

The feasibility of our scheme with available technology relies on the lack of local-control requirements, as only uniform em pulses are involved. We have illustrated the simplest possible implementation of the idea, working for uniform or $A - B$ 1-dimensional Hamiltonians. However, extensions of this approach allow the simulation of a much larger class of Hamiltonians, including

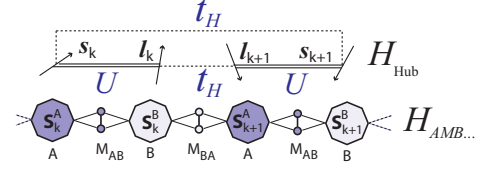


FIG. 5: Mapping of the Hubbard model \mathcal{H}_{Hub} onto the spin Hamiltonian H_{Hub} involving the s_k and l_k 1/2 spins.

higher-dimensional ones. One possibility is to use spin-qubit arrays that reproduce the dimensionality D of the system to simulate, with interposed nanomagnets M to switch the interaction between adjacent qubits. For instance, in a square lattice $U(\tau \rightarrow 0)$ is first decomposed by the Trotter formula into two evolution operators describing a collection of identical chains (along x and y). The couplings within the chains can then be simulated in parallel by the method described above by using an array of nanomagnets with rectangular symmetry. In fact, in order to selectively address the x and y chains, the nanomagnets M switching the interaction along one direction need to be spectrally distinguishable from those operating on another direction.

Alternatively, it is possible to develop other simulation schemes keeping a one-dimensional topology of the hardware and the use of uniform pulses, at the cost of a more complex and less parallel algorithm. The limiting case (where all two-body terms in the Trotter-decomposed time evolution are implemented sequentially) is represented by a scheme where half of the molecular qubits are used as auxiliary units instead of logical qubits. The D -dimensional target Hamiltonian is mapped onto a 1D Hamiltonian with long-range couplings. Since the latter prevent adopting the scheme described above for nearest-neighbor 1D Hamiltonians, the various two-body terms in the target Hamiltonian are simulated sequentially by the use of a control unit (in the spirit of [19]). Conditional excitation of the interposed dimers remains a key ingredient to induce the desired evolution, and the auxiliary units are exploited to attain local control with uniform pulses[20].

The capability of simulating Hamiltonians can also be exploited in order to map experimentally accessible quantities (O) onto a set of non-accessible observables ($O' = e^{iHt} O e^{-iHt}$). Observables corresponding to (sums of) single-qubit terms can be mapped, e.g., onto pair correlation functions in the case where H corresponds to a dimerized system ($H = H_{\text{odd}}^{(2)}$ or $H = H_{\text{even}}^{(2)}$), or to higher-order correlation functions in the case of a more general H [20].

In conclusion, we have shown that arrays of molecular nanomagnets can be used as quantum simulators of different model Hamiltonians with translational invariance and short-range interactions. We have proposed proof-of-principle implementations, where the means required for manipulating the system and measuring the relevant

observables can be provided by the current technology. Nanomagnet-dimer-nanomagnet supramolecular trimers and chains which can be exploited to implement our scheme are also currently being synthesized [21]. We thank M. Affronte for useful discussions. We ac-

knowledge financial support from the FP7-ICT FET Open "MolSpinQIP" project, from the PRIN of the Italian Ministry of Research and from Fondazione Cariparma.

-
- [1] S. Lloyd, *Science* **273**, 1073 (1996).
 [2] I. Buluta and F. Nori, *Science* **236**, 108 (2009).
 [3] D. Gatteschi, R. Sessoli, and J. Villain, *Molecular nanomagnets* (Oxford University Press, New York, 2007).
 [4] G.A. Timco, S. Carretta, F. Troiani, F. Tuna, R. J. Pritchard, C.A. Muryn, E. J. L. McInnes, A. Ghirri, A. Candini, P. Santini, G. Amoretti, M. Affronte and R.E.P. Winpenny, *Nature Nanotechnology* **4**, 173 (2009).
 [5] A. Ardavan O. Rival, J. J. L. Morton, S. J. Blundell, A. M. Tyryshkin, G. A. Timco and R. E. P. Winpenny, *Phys. Rev. Lett.* **98**, 057201 (2007).
 [6] S. Bertaina S. Gambarelli, T. Mitra, B. Tsukerblat, A. Müller and B. Barbara, *Nature* **453**, 203 (2008); C. Schlegel, J. van Slageren, M. Manoli, E. K. Brechin and M. Dressel, *Phys. Rev. Lett.* **101**, 147203 (2008).
 [7] S. Sanvito, *Chem. Soc. Rev.* **40**, 3336 (2011).
 [8] M. N. Leuenberger and D. Loss, *Nature* **410**, 789 (2001).
 [9] F. Meier, J. Levy, D. Loss, *Phys. Rev. B* **68**, 134417 (2003).
 [10] F. Troiani, M. Affronte, S. Carretta, P. Santini and G. Amoretti, *Phys. Rev. Lett.* **94**, 190501 (2005).
 [11] J. Lehmann, A. Gaita-Ario, E. Coronado and D. Loss, *Nat. Nanotech.* **2**, 312 (2007).
 [12] M. Trif, F. Troiani, D. Stepanenko and D. Loss, *Phys. Rev. Lett.* **101**, 217201 (2008).
 [13] M. Mannini, F. Pineider, C. Danieli, F. Totti, L. Sorace, Ph. Saintavit, M.-A. Arrio, E. Otero, L. Joly, J. C. Cezar, A. Cornia and R. Sessoli, *Nature* **468** 417 (2010).
 [14] \tilde{U} is calculated in the interaction picture for $H_{AMB} + H_{pulses}(t)$. The Schrödinger picture wavefunction of the actual hardware would experience additional phases from the Zeeman terms in H_{AMB} . These can be easily compensated by an overall rotation of all qubits.
 [15] A. Szallas and F. Troiani, *Phys. Rev. B* **82**, 224409 (2010).
 [16] S. Barnett, *Quantum Information* (Oxford University Press, New York, 2009).
 [17] R. Somma, G. Ortiz, J. E. Gubernatis, E. Knill and R. Laflamme, *Phys. Rev. A* **65**, 042323 (2002).
 [18] R. A. Bari, *Phys. Rev. B* **7**, 4318 (1973).
 [19] S. C. Benjamin, *Phys. Rev. Lett.* **88**, 017904 (2001).
 [20] S. Carretta *et al.*, in preparation.
 [21] R.E.P. Winpenny, private communication.