

Active Ion Optical Clock

Wei Zhuang, Tonggang Zhang, Jingbiao Chen[†]

Institute of Quantum Electronics, and State Key Laboratory of Advanced Optical Communication System & Network School of Electronics Engineering and Computer Science, Peking University, Beijing 100871, China.

In this paper, we propose a scheme of active ion optical clock with detailed pumping method, lasing states, output power, linewidth and light shift. Using $^{171}\text{Yb}^+$ ions in a Paul Trap we propose to utilize a Fabry-Perot resonator to realize lasing of active optical frequency standards. The quantum-limited linewidth of active $^{171}\text{Yb}^+$ ion optical clock is narrower than 1 mHz. Based on the mechanism and advantages of active optical clock at ion optical clock transition frequency, this new laser light source as a stable local oscillator, will be beneficial to the single-ion optical clock, which currently is the most accurate clock.

PACS numbers: 06.30.Ft, 42.55.-f, 37.30.+i

I. INTRODUCTION

Optical clocks, with natural linewidth at the millihertz level, have demonstrated great improvements in stability and accuracy over the microwave frequency standards. The research on optical atomic clocks have achieved remarkable progress in the past several years especially in single-ion optical clocks. All-optical atomic clock referenced to the 1.064 petahertz transition of a single trapped $^{199}\text{Hg}^+$ ion has been realized in 2001 [1]. Two Al^+ ion optical clocks, operated at $^1\text{S}_0$ to $^3\text{P}_0$ clock transition with frequency near 1.121 petahertz and narrow natural linewidth of 8 mHz, have been constructed with fractional frequency inaccuracy of the order of magnitude 10^{-18} [2, 3]. Although these single-ion optical clocks have reached unprecedented stability and accuracy, there are still some problems to be solved. The observed linewidth of the clock transition is limited by the linewidth of the probe laser [4–7]. Thus, narrow linewidth laser light source becomes the key factor of the performance of single-ion optical clocks.

Since the proposal of active optical clock [8, 9], a number of neutral atoms with two-level, three-level and four-level at thermal, laser cooling and trapping configurations have been investigated recently [8–19]. The potential quantum-limited linewidth of active optical clock is narrower than mHz, and it is possible to reach this unprecedented linewidth since the thermal noise of cavity mode can be reduced dramatically with the mechanism of active optical clock [8–19]. Therefore, a laser light source based on active ion optical clock will be favorable to single-ion optical clocks.

One candidate is $^{171}\text{Yb}^+$ ion. With about 10^6 $^{171}\text{Yb}^+$ ions in a Paul Trap [20], the population inversion can be realized as shown in Fig. 1. The cooling laser and repumping laser at $^2\text{S}_{1/2}(F=1)$ to $^2\text{P}_{1/2}(F=0)$ and $^2\text{S}_{1/2}(F=0)$ to $^2\text{P}_{1/2}(F=1)$ transitions are used as pumping laser. First, during the cycling $F=1$ to $F=0$ transition, there is a branching probability of 6.6×10^{-3} for ions decaying to $^2\text{D}_{3/2}(F=1)$ sublevel [21]. Second, when the ions that leaked to $^2\text{S}_{1/2}(F=0)$ are repumped to $^2\text{P}_{1/2}(F=1)$, ions will decay to $^2\text{D}_{3/2}(F=1, 2)$ sublevels. Then the population inversion is established between $^2\text{D}_{3/2}(F=1)$ and $^2\text{S}_{1/2}(F=0)$ sublevels. The ions at $^2\text{D}_{3/2}(F=2)$ can be repumped with a 935 nm laser at transition from $^2\text{D}_{3/2}(F=2)$ to $^3\text{D}[3/2]_{1/2}(F=1)$ and then decay to $^2\text{S}_{1/2}(F=1)$ by spontaneous transition very quickly. So

this channel can be ignored when calculating the energy level population. Small leakage channels to other sublevels can be closed with additional repumping lasers if necessary.

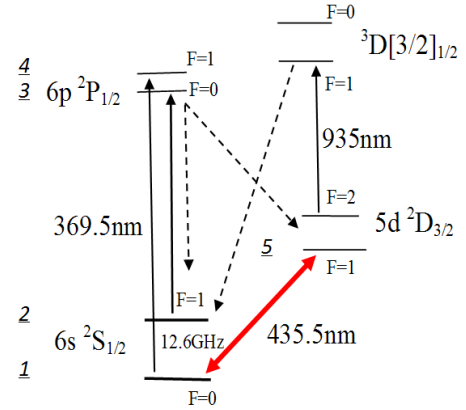


FIG. 1: (Color online) Scheme of $^{171}\text{Yb}^+$ ion laser operating at 435.5 nm clock transition, pumped with 369.5 nm and 935 nm transitions.

The calculations of dynamical process of population inversion of $^{171}\text{Yb}^+$ ions in a Paul Trap and lasing process with a Fabry-Perot type resonator are presented in detail. We calculated the quantum-limited linewidth of active $^{171}\text{Yb}^+$ ion optical clock and got it should be narrower than 1 mHz. Other proper candidate ions for active optical clock and ion laser are also discussed and compared with $^{171}\text{Yb}^+$ in this paper.

II. POPULATION INVERSION OF IONS IN A PAUL TRAP AND LASING OF YB IONS ACTIVE OPTICAL FREQUENCY STANDARD

Considering the spontaneous decay rate of $^2\text{P}_{1/2}$ is $2\pi \times 23$ MHz, it is reasonable to set the pumping rate [21] from $^2\text{S}_{1/2}(F=1)$ to $^2\text{P}_{1/2}(F=0)$ $\Omega_{23} = 10^7 \text{ s}^{-1}$. So the decay rate to $^2\text{D}_{3/2}(F=1)$ sublevel is $6.6 \times 10^4 \text{ s}^{-1}$. Then we can set the repumping rate of $^2\text{S}_{1/2}(F=0)$ to $^2\text{P}_{1/2}(F=1)$ transition Ω_{14} to be of the order of magnitude 10^5 s^{-1} and the repumping rate of $^2\text{D}_{3/2}(F=2)$ to $^3\text{D}[3/2]_{1/2}(F=1)$ sublevel to be 10^3 s^{-1} . The effective power is reduced to one third if only the 0-0 clock transition is effective. In order to depopulate ions at

$^2D_{3/2}(F = 1)$ ($m_F = 1, -1$) Zeeman sublevels, each transition from these two Zeeman sublevels $^2D_{3/2}(F = 1)$ ($m_F = 1, -1$) to $^2S_{1/2}(F = 0)$ is also coupled with one mode of ion laser cavity.

Based on the assumption that the ions have been trapped in a Paul Trap, and the theories of the interaction between the ions and light, the density matrix equations for $^{171}\text{Yb}^+$ ions interacted with the cooling light and the repumping light can be written in RWA-approximation as follows:

$$\begin{aligned}\frac{d\rho_{11}}{dt} &= -\Omega_{14}\rho_{14}^I + \Gamma_{41}\rho_{44} + \Gamma_{51}\rho_{55} - Kn\rho_{11} + Kn\rho_{55} \\ \frac{d\rho_{22}}{dt} &= -\Omega_{23}\rho_{23}^I + \Gamma_{32}\rho_{33} + \Gamma_{42}\rho_{44} + \Gamma_{52}\rho_{55} \\ \frac{d\rho_{33}}{dt} &= \Omega_{23}\rho_{23}^I - (\Gamma_{32} + \Gamma_{35})\rho_{33} \\ \frac{d\rho_{44}}{dt} &= \Omega_{14}\rho_{14}^I - (\Gamma_{41} + \Gamma_{42} + \Gamma_{45})\rho_{44} \\ \frac{d\rho_{55}}{dt} &= \Gamma_{45}\rho_{44} + \Gamma_{35}\rho_{33} - (\Gamma_{51} + \Gamma_{52})\rho_{55} + Kn\rho_{11} - Kn\rho_{55} \\ \frac{d\rho_{14}^I}{dt} &= \frac{1}{2}\Omega_{14}(\rho_{11} - \rho_{44}) + \rho_{14}^R\Delta_1 - \frac{1}{2}(\Gamma_{41} + \Gamma_{42} + \Gamma_{45})\rho_{14}^I \\ \frac{d\rho_{14}^R}{dt} &= -\rho_{14}^I\Delta_1 - \frac{1}{2}(\Gamma_{41} + \Gamma_{42} + \Gamma_{45})\rho_{14}^R \\ \frac{d\rho_{23}^I}{dt} &= \frac{1}{2}\Omega_{23}(\rho_{22} - \rho_{33}) + \rho_{23}^R\Delta_2 - \frac{1}{2}(\Gamma_{32} + \Gamma_{35})\rho_{23}^I \\ \frac{d\rho_{23}^R}{dt} &= -\rho_{23}^I\Delta_2 - \frac{1}{2}(\Gamma_{32} + \Gamma_{35})\rho_{23}^R \\ \frac{dn}{dt} &= Kn(\rho_{55} - \rho_{11}) - \Gamma_c n\end{aligned}$$

The subscript numbers of the density matrix correspond to different energy levels as shown in Fig. 1. The diagonal elements mean the number of ions in corresponding states and off-diagonal elements mean coherence between two states. The Rabi frequency is $\Omega_{23} = d_{23}\varepsilon_1/\hbar$, where d_{23} is the electric dipole matrix between the $^2S_{1/2}(F = 1)$ state and $^2P_{1/2}(F = 0)$ state, ε_1 is the electric strength of the cooling light. $\Omega_{14} = d_{14}\varepsilon_2/\hbar$, with the electric dipole matrix d_{14} between the $^2S_{1/2}(F = 0)$ state and $^2P_{1/2}(F = 1)$ state and the electric strength ε_2 of the repumping light. $\Delta_1 (= \omega_{23} - \omega_1)$ and $\Delta_2 (= \omega_{14} - \omega_2)$ are frequency detunings of cooling and repumping light on the transition frequencies. They are both set to be 0. $\Gamma_{32}, \Gamma_{35}, \Gamma_{41}, \Gamma_{42}, \Gamma_{45}, \Gamma_{51}$ and Γ_{52} are decaying rates related to the lifetimes of the corresponding energy levels described in Fig. 1. Γ_c is the cavity loss rate and n is the photon number if there exists a cavity. $K \sim g^2 t_{int}$ is the laser emission coefficient [24] where g is ion-cavity coupling constant and t_{int} is the interaction time. Without the cavity, Γ_c and K are both 0. The effective decay rate of the channel, from $6p\ ^2P_{1/2}$ to $5d\ ^2D_{3/2}(F = 0)$ then repumped with 935 nm laser to $^3D[3/2]_{1/2}(F = 1)$ and decay to $^2S_{1/2}$ by spontaneous transition, is ignored in calculations since it is much smaller than Γ_{32} .

For the convenience of reading, here we summarize all of the relevant parameters mentioned above in Table 1 as follows.

Table 1. Parameters related to active ion optical clock

| parameters | value | parameters | value |
|---------------|-----------------------|-----------------|---------------------------|
| Γ_{32} | $2\pi \times 23$ MHz | Ω_{23} | $1 \times 10^7 s^{-1}$ |
| Γ_{35} | $2\pi \times 152$ kHz | Ω_{14}^* | $3.35 \times 10^5 s^{-1}$ |
| Γ_{41} | $2\pi \times 23$ MHz | Γ_c^{**} | 500 kHz |
| Γ_{42} | $2\pi \times 23$ MHz | K^{**} | $10 s^{-1}$ |
| Γ_{45} | $2\pi \times 152$ kHz | Δ_1 | 0 |
| Γ_{51} | 19 Hz | Δ_2 | 0 |
| Γ_{52} | 19 Hz | | |

* Another value for discussion is $4.75 \times 10^5 s^{-1}$.
** Without the cavity, the value is 0.

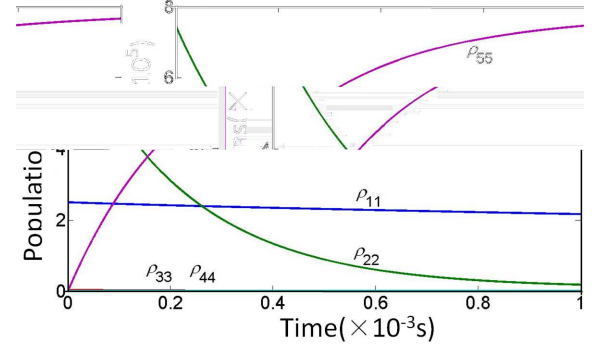


FIG. 2: (Color online) The dynamical populations with the Rabi frequency $\Omega_{23} = 10^7 s^{-1}$ and $\Omega_{14} = 3.35 \times 10^5 s^{-1}$.

Without the cavity, the numerical solution results for the above equations are shown in Fig. 2. Assuming there are 10^6 ions in the Paul Trap and a quarter of them are in the $^2S_{1/2}(F = 0)$ state at the beginning, the population inversion between $^2D_{3/2}(F = 1)$ and $^2S_{1/2}(F = 0)$ states is built up at the time scale of $10^{-3}s$. From Fig. 2, it is obvious that under the action of cooling laser, the number of ions in the $^2S_{1/2}(F = 1)$ state decrease rapidly. The lifetime of $^2P_{1/2}(F = 0)$ and $^2P_{1/2}(F = 1)$ states are much shorter than that of $^2D_{3/2}(F = 1)$ state, so ions accumulate in $^2D_{3/2}(F = 1)$ state and the population inversion is built up. If we keep other conditions unchanged, the number of ions at the steady-state in $^2D_{3/2}(F = 1)$ sublevel is 10 times as much as that in $^2S_{1/2}(F = 0)$ sublevel for $\Omega_{14} = 3.35 \times 10^5 s^{-1}$, and 20 times for $\Omega_{14} = 4.75 \times 10^5 s^{-1}$.

An optical resonant bad cavity, whose linewidth of cavity mode is much wider than the linewidth of gain, could be applied to the lasing transition between the inverted states $^2D_{3/2}(F = 1)$ and $^2S_{1/2}(F = 0)$, as the population inversion occurs. The oscillating process could start up once the optical gain exceeds the loss rate. The corresponding density matrix equations together with the equations of emitted photons(n) from the total ions(N) inside the cavity can be written as above. We use a Fabry-Perot resonator with mode volume

about $3.3 \times 10^{-7} m^3$ and the cavity loss rate $\Gamma_c = 500$ kHz. The laser emission coefficient is $K = 10 s^{-1}$.

Fig. 3 describes the solution of the photon number equation. From Fig. 3 we can conclude that a stable laser field has been built up within laser cavity on condition that the population inversion is preserved. The steady-state value of photon number n is 160 and the power of this $^{171}\text{Yb}^+$ ion laser lasing from $^2\text{D}_{3/2}(F = 1)$ to $^2\text{S}_{1/2}(F = 0)$ is about 37 pW.

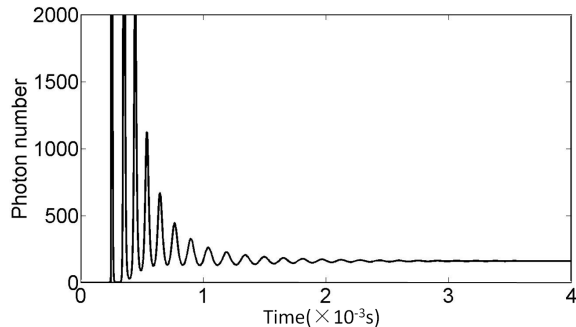


FIG. 3: The average photon number inside the cavity for $\Omega_{14} = 3.35 \times 10^5 s^{-1}$. There are 10^6 ions in the cavity. The steady-state value of photon number n is 160.

The population inversion depends on the Rabi frequency Ω_{14} and Ω_{23} . Here we consider the effect of Ω_{14} . The enhancement of Ω_{14} will increase the population inversion, thus increasing the probability of lasing transition between the inverted states. The steady-state value of photon number for $\Omega_{14} = 4.75 \times 10^5 s^{-1}$ is larger than that of $\Omega_{14} = 3.35 \times 10^5 s^{-1}$ in the case of the same total ions number (see Fig. 4). Given $\Omega_{14} = 4.75 \times 10^5 s^{-1}$, the largest value of Ω_{14} we can get under general experimental condition, the steady-state value of photon number n is 336. The power of this $^{171}\text{Yb}^+$ ion laser is about 77 pW.

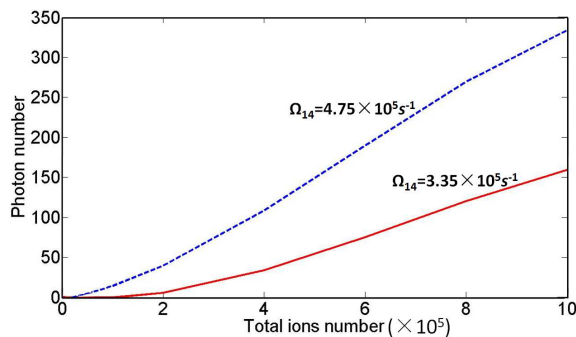


FIG. 4: (Color online) The steady-state value of photon number n varies with the total ions number N in the cavity. The red line is for $\Omega_{14} = 3.35 \times 10^5 s^{-1}$, the blue line is for $\Omega_{14} = 4.75 \times 10^5 s^{-1}$.

As the number of ions in the cavity increases, the steady-state value of photon number is expected to rise accordingly. The steady-state value of photon number n varying with the total ions number N in the cavity is also shown in Fig. 4. Considering the actual experimental condition, we set the largest number of total ions in the cavity to be 10^6 .

Compared with the traditional laser, the primary three conditions are fulfilled for the active optical frequency standards based on Paul Trap trapped ions just proposed in this paper. The very difference is that the lifetime of the lasing upper energy level is so long that the natural linewidth of the laser field is much narrower than the cavity mode linewidth, which is 500 kHz. Besides, the temperature of cold ions trapped in Paul Trap decreases the Doppler broadening linewidth. Therefore, active ion optical clock operating at the condition of bad cavity will be a very stable narrow-linewidth laser source since the cavity pulling effect will dramatically reduce the cavity length noise due to Johnson thermal effect. It is suitable for single-ion optical frequency standards due to its higher stability.

III. LINEWIDTH OF ACTIVE YB ION LASER

Although conventional single-ion optical clocks have reached unprecedented stability and accuracy, the observed linewidth of the clock transition is limited by the linewidth of the probe laser [4–7]. Active ion optical clock, as which we presented in this paper, can offer a new laser light source for single-ion optical clocks because of its narrow linewidth and high stability.

After laser cooling, the $\gamma = 3.1$ Hz natural linewidth clock transition between $^2\text{S}_{1/2}(F = 0)$ and $^2\text{D}_{3/2}(F = 1)$ states has been measured with a Fourier-limited linewidth of 30 Hz recently [22]. Based on the mechanism of active optical clock [8], to reduce the effect caused by the thermal noise of cavity, the ion laser cavity should be bad cavity, which means the linewidth of the cavity (or the cavity loss rate) should be much wider than the linewidth of the gain (the broaden ion transition linewidth after considering the Doppler broadening, collision broadening and light shift *etc.*). Given the linewidth of ion gain to be 30 Hz as measured, one can set the cavity mode linewidth as $\kappa = 500$ kHz. Then the cavity related noise is reduced by 4 orders of magnitude to below 1 mHz with the best cavity design. The ion-cavity coupling constant [8] can be set around $g = 20$ Hz. The quantum-limited linewidth of active ion optical clock [13] $\gamma_{ionlaser} = g^2/\kappa$ is narrower than 1 mHz.

There are still some effects that will shift and broaden the linewidth of active ion optical clock, like light shift caused by the repumping laser. For $^{171}\text{Yb}^+$ active ion optical clock, the largest light shift effect is caused by the repumping laser of $^2\text{S}_{1/2}(F = 0)$ to $^2\text{P}_{1/2}(F = 1)$ transition. By adjusting this repumping laser at red detuning to $^2\text{P}_{1/2}(F = 1)$, its light shift can be greatly reduced by suitable blue detuning to $^2\text{P}_{1/2}(F = 0)$ transition. The repumping laser can be stabilized to an uncertainty of $\Delta = 100$ Hz. Considering that the spontaneous decay rate of $^2\text{P}_{1/2}$ is $2\pi \times 23$ MHz, far greater than 100 Hz, we can write the light shift as $\Delta\nu = 2\Omega_{14}^2\Delta/\pi\Gamma_{41}^2$. Given the repumping rate $\Omega_{14} = 4.75 \times 10^5 s^{-1}$, the value of light shift is 0.69 mHz.

IV. DISCUSSION AND CONCLUSION

Other ions such as Ba^+ , Ca^+ and Sr^+ are also potential candidates for active optical clock and narrow linewidth ion laser with the same mechanism.

Compared with most clock transitions of traditional passive ion optical frequency standards, which are between $^2\text{S}_{1/2}$ and $^2\text{D}_{5/2}$ states like Ba^+ , Ca^+ and Sr^+ , we recommend the lasing from $^2\text{D}_{3/2}$ to $^2\text{S}_{1/2}$ states for active optical clock and narrow linewidth ion laser. In this case, here taking the even isotopic $^{88}\text{Sr}^+$ as an example, it can be a natural three-level laser configuration with the cooling laser used as repumping laser at the same time, thus simpler than traditional passive ion optical clock. During the 422 nm cooling procedure, ions spontaneously decay to $^2\text{D}_{3/2}$ state and accumulate at this state with 0.4s lifetime [23]. Then, coupled with a bad cavity via stimulated emission, the ions transit from $^2\text{D}_{3/2}$ to $^2\text{S}_{1/2}$ state in the configuration of three-level ion laser. With a magnetic field along the cavity axis, the laser light will be circularly polarized.

In summary, we propose a scheme of active ion optical

clock, i.e. narrow linewidth bad cavity ion laser with detailed pumping method, lasing states, output power, linewidth and light shift reduction. We especially study the $^{171}\text{Yb}^+$ ions in a Paul Trap and propose to utilize a Fabry-Perot resonator to realize lasing of active optical frequency standards. The population inversion between $^2\text{D}_{3/2}(F=1)$ and $^2\text{S}_{1/2}(F=0)$ states can be built up at the time scale of 10^{-3}s . The steady-state value of photon number n in the Fabry-Perot cavity increases with Ω_{14} and the total ions number N . If $\Omega_{14} = 4.75 \times 10^5 \text{s}^{-1}$ and $N = 10^6$, the steady-state value of photon number is $n = 336$ and the laser power is 77 pW. The quantum-limited linewidth of active $^{171}\text{Yb}^+$ ion optical clock is narrower than 1 mHz. Other ions like Ba^+ , Ca^+ and Sr^+ are suitable for active optical clock. Active optical clock and narrow linewidth ion laser may also be realized with these candidate ions.

V. ACKNOWLEDGMENT

This work is supported by the National Natural Science Foundation of China (Grant No. 10874009).

-
- [1] S. A. Diddams *et al.*, *Science* **293**, 825 (2001).
 - [2] C. W. Chou, D. B. Hume, J. C. J. Koelemeij, D. J. Wineland, and T. Rosenband, *Phys. Rev. Lett.* **104**, 070802 (2010).
 - [3] T. Rosenband *et al.*, *Science* **319**, 1808 (2008).
 - [4] C. W. Chou *et al.*, *Science* **329**, 1630 (2010).
 - [5] Y. Y. Jiang *et al.*, *Nature Photon* **3**, 158 (2011).
 - [6] H. Katori, *Nature Photon* **5**, 203 (2011).
 - [7] M. D. Swallows *et al.*, *Science* **331**, 1043 (2011).
 - [8] J. Chen, *Chin. Sci. Bull.* **54**, 348-352 (2009).
e-print arXiv:physics/0512096.
 - [9] J. Chen, X. Chen, *Proc. IEEE 2005 FCS*. 608-610 (2005).
 - [10] W. Zhuang, D. Yu, and J. Chen, *Proc. of 2006 IEEE International Frequency Control Symposium* 277-280 (2006).
 - [11] W. Zhuang, J. Chen, *Proc. of 20th EFTF*, 373-375 (2006).
 - [12] W. Zhuang *et al.*, *Proc. of 2007 European Freq. and Time Forum & IEEE Int'l Frequency Control Symposium* 96-99 (2007).
 - [13] D. Yu, J. Chen, *Phys. Rev. A* **78**, 013846 (2008).
 - [14] J. Chen, *Proceedings of the 7th Symposium*, 525-531 (2008).
 - [15] D. Meiser, Jun Ye, D. R. Carlson, and M. J. Holland, *Phys. Rev. Lett.* **102**, 163601 (2009).
 - [16] D. Meiser, and M. J. Holland, *Phys. Rev. A* **81**, 033847 (2010).
 - [17] X. Xie, W. Zhuang, and J. Chen, *Chin. Phys. Lett.* **27**, 074202 (2010).
 - [18] W. Zhuang, J. Chen, *Proc. of 2010 IEEE Int'l Frequency Control Symposium* 222-223 (2010).
 - [19] W. Zhuang, J. Chen, *Chin. Phys. Lett.* **28**, 080601 (2011).
 - [20] R. Casdorff *et al.*, *Ann. Phys.* **7**, 41-55 (1991).
 - [21] Chr. Tamm, D. Engelke, and V. Buehner, *Phys. Rev. A* **61**, 053405 (2000).
 - [22] Chr. Tamm, S. Weyers, B. Lipphardt, and E. Peik, *Phys. Rev. A* **80**, 043403 (2009).
 - [23] E. Biemont *et al.*, *Eur. Phys. J. D.* **11**, 355-365 (2000).
 - [24] An K., *J Korean Phy Soc.* **42**, 1-13 (2003).