

# Large Deviations Performance of Consensus+Innovations Distributed Detection with Non-Gaussian Observations

Dragana Bajović, Dušan Jakovetić, José M. F. Moura, João Xavier, and Bruno Sinopoli

## Abstract

We establish the large deviations asymptotic performance (error exponent) of consensus+innovations distributed detection over random networks with *generic* (non-Gaussian) sensor observations: at each time instant, sensors 1) weigh theirs with the decision variables of their neighbors (consensus) and 2) assimilate their new observations (innovations). This paper shows for general non-Gaussian distributions that consensus+innovations distributed detection exhibits a phase transition behavior with respect to the network degree of connectivity (or the speed of consensus.) Above a threshold, distributed is as good as centralized, with the same optimal asymptotic detection performance, but, below the threshold, distributed detection is suboptimal with respect to centralized detection. We determine this threshold and quantify the performance loss below threshold and show their dependence on the distribution of the observations: distributed detectors over the same random network, but with different observations distributions, for example, Gaussian, Laplace, or quantized, may have different asymptotic performance, even when the corresponding centralized detectors have the same asymptotic performance.

**Keywords:** Consensus+innovations, performance analysis, Chernoff information, non-Gaussian distributions, random network, information flow, large deviations.

The work of the first, second, fourth, and fifth authors is partially supported by grants CMU-PT/SIA/0026/2009, SFRH/BD/33517/2008 (through the Carnegie Mellon/Portugal Program managed by ICTI) and by grant PTDC/EEA-CRO/104243/2008 from Fundação para a Ciência e Tecnologia and also by ISR/IST plurianual funding (POSC program, FEDER). The work of the third author is partially supported by NSF under grants CCF-1011903 and CCF-1018509, and by AFOSR grant FA95501010291. Dragana Bajović and Dušan Jakovetić hold fellowships from the Carnegie Mellon/Portugal Program.

Dragana Bajović and Dušan Jakovetić are with the Institute for Systems and Robotics (ISR), Instituto Superior Técnico (IST), Technical University of Lisbon, Lisbon, Portugal, and with the Department of Electrical and Computer Engineering, Carnegie Mellon University, Pittsburgh, PA, USA, dbajovic@andrew.cmu.edu, djakovet@andrew.cmu.edu

José M. F. Moura and Bruno Sinopoli are with the Department of Electrical and Computer Engineering, Carnegie Mellon University, Pittsburgh, 15213 PA, USA, moura@ece.cmu.edu, brunos@ece.cmu.edu

João Xavier is with the Institute for Systems and Robotics (ISR), Instituto Superior Técnico (IST), Technical University of Lisbon, Lisbon, Portugal, jxavier@isr.ist.utl.pt

## I. INTRODUCTION

Consider a distributed detection scenario where  $N$  sensors are connected by a generic network with intermittently failing links. The sensors perform consensus+innovations distributed detection; in other words, at each time  $k$ , each sensor  $i$  updates its local decision variable  $x_i(k)$  by: 1) weight averaging it with its neighbors' decision variables; and 2) sensing and processing a new measurement. We showed in [1] that, when the sensor observations are Gaussian, the consensus+innovations distributed detector exhibits a phase transition. When the network speed of consensus is above a threshold, then the distributed detector is asymptotically optimal, i.e., equivalent to the optimal centralized detector that collects the observations of all sensors.

This paper extends [1], establishing the asymptotic performance of distributed detection over random networks for *generic, non-Gaussian* sensor observations. We show that the phase transition behavior also emerges with non-Gaussian observations and demonstrate how the optimality threshold is a function of the log-moment generating function of the sensors' observations and of the number of sensors  $N$ . This reveals for the performance of distributed detection a very interesting interplay between the distribution of the sensor observations (e.g., Gaussian or Laplace) and the rate of diffusion (or connectedness) of the network. We measure this connectedness by a parameter,  $|\log r|$ , where  $r := \lambda_2(\mathbb{E}[W^2(k)])$  is the second largest eigenvalue of the second moment of the (random) consensus matrix  $W(k)$ . The paper shows that, for the same network connectivity (value of  $|\log r|$ ), a distributed detector with given observations distributions, say, Laplace, may match the optimal asymptotic performance of the centralized detector, while the distributed detector for Gaussian observations may be suboptimal, even though the centralized detectors for the two distributions, Laplace and Gaussian, have the same optimal asymptotic performance.

**Brief review of the literature.** Distributed detection has been extensively studied, in the context of parallel fusion architectures, e.g., [2], [3], [3], [4], [5], [6], [7], [8], consensus-based detection [9], [10], [11], [12], and, more recently, consensus+innovations distributed inference, see, e.g., [13], [14], [15], [16], [17] for distributed estimation, and [18], [19], [20], [21], [22], [23], [24] for distributed detection. Different variants of consensus+innovations distributed detection algorithms have been proposed; we analyze here running consensus, the variant in [20].

Reference [20] considers asymptotic optimality of running consensus, but in a framework that is very different from ours. Reference [20] studies the asymptotic performance of the distributed detector where the means of the sensor observations under the two hypothesis become closer and closer (vanishing signal to noise ratio (SNR)), at the rate of  $1/\sqrt{k}$ , where  $k$  is the number of observations. For this problem,

there is an asymptotic, non-zero, probability of miss and an asymptotic, non-zero, probability of false alarm. Under these conditions, running consensus is as efficient as the optimal centralized detector, [25], as long as the network is connected on average. Here, and in contrast, we assume that the means of the distributions stay fixed as  $k$  grows. We establish, through large deviations, the rate (error exponent) at which the error probability decays to zero as  $k$  goes to infinity. We show that connectedness on average is not sufficient for running consensus to achieve the optimality of centralized detection; rather, phase change occurs, with distributed becoming as good as centralized, when the speed of consensus, measured by  $|\log r|$ , exceeds a certain threshold.

We contrast this paper with our prior work on the performance analysis of running consensus. In [26], we considered *deterministically* time varying networks and *Gaussian* observations, while here we consider *random* networks and *non-Gaussian* observations. Reference [1] considers *random* networks and *Gaussian*, spatially correlated observations. In contrast, we consider here *non-Gaussian* spatially independent observations. We proved our results in [1] by using the *quadratic* nature of the Gaussian log-moment generating function. For general *non-Gaussian* observations, the log-moment generating function is no longer quadratic, and the arguments in [1] no longer apply; we need to develop a more general methodology that establishes the optimality threshold in terms of the log-moment generating function of the log-likelihood ratio. We derive our results from *generic* properties of the log-moment generating function like *convexity* and *zero value at the origin* that we prove in this paper.

Our analysis shows the impact of the distribution of the sensor observations on the performance of distributed detection: two distributed detectors (with different distributions of the sensors observations) can have different asymptotic performance, even though the two corresponding centralized detectors are equivalent, as we will illustrate in detail in Section IV.

Finally, we note that reference [27] considers the asymptotic performance of a different consensus+innovations detection algorithm when the noise is Gaussian *and* the communications among sensors are *noisy* (additive noise).

**Paper outline.** Section II introduces the network and sensor observations models and presents the consensus+innovations distributed detector. We describe the network by a sequence of independent identically distributed (i.i.d.) (symmetric, stochastic) consensus matrices  $\{W(k)\}$ . We assume both spatial and temporal independence, but generic (non-Gaussian) distributions of the sensor observations. We require that the log-moment generating function of the log-likelihood ratio of a sensor's observation be finite for any real argument. This is satisfied in a wide range of problems, e.g., when: 1) the sensors

observations are of the type signal+noise under hypothesis  $H_1$ , and noise only under  $H_0$ , where the noise has the same generic distribution under both hypothesis and satisfies a mild technical condition (detailed in Section II); or 2) the sensors' observations take values in a discrete, finite alphabet, the case relevant when the sensors digitize the observations. Section III presents and proves our main results on the asymptotic performance of the distributed detector. For a cleaner exposition, this section proves the results for (spatially) identically distributed sensor observations. Section IV illustrates our results on several types of sensor observation distributions, namely, Gaussian, Laplace, and discrete valued distributions, discussing the impact of these distributions on distributed detection performance. Section V extends our main results to non-identically distributed sensors' observations. Finally, Section VI concludes the paper.

**Notation.** We denote by:  $A_{ij}$  the  $(i, j)$ -th entry of a matrix  $A$ ;  $a_i$  the  $i$ -th entry of a vector  $a$ ;  $I$ ,  $\mathbf{1}$ , and  $e_i$ , respectively, the identity matrix, the column vector with unit entries, and the  $i$ -th column of  $I$ ;  $J$  the  $N \times N$  ideal consensus matrix  $J := (1/N)\mathbf{1}\mathbf{1}^\top$ ;  $\|\cdot\|_l$  the vector (respectively, matrix)  $l$ -norm of its vector (respectively, matrix) argument;  $\|\cdot\| = \|\cdot\|_2$  the Euclidean (respectively, spectral) norm of its vector (respectively, matrix) argument;  $\lambda_i(\cdot)$  the  $i$ -th largest eigenvalue;  $\text{Diag}(a)$  the diagonal matrix with the diagonal equal to the vector  $a$ ;  $\mathbb{E}[\cdot]$  and  $\mathbb{P}(\cdot)$  the expected value and probability operators, respectively;  $\mathcal{I}_{\mathcal{A}}$  the indicator function of the event  $\mathcal{A}$ ;  $\nu^N$  the product measure of  $N$  i.i.d. observations drawn from the distribution with measure  $\nu$ ;  $h'(z)$  and  $h''(z)$  the first and the second derivative of the function  $h$  at point  $z$ .

## II. PROBLEM FORMULATION

This section introduces the sensor observations model, reviews the optimal centralized detector, and presents the consensus+innovations distributed detector. The section also reviews relevant properties of the log-moment generating function of a sensor's log-likelihood ratio that are needed in the sequel.

### A. Sensor observations model

We study the binary hypothesis testing problem  $H_1$  versus  $H_0$ . We consider a network of  $N$  nodes where  $Y_i(t)$  is the observation of sensor  $i$  at time  $t$ , where  $i = 1, \dots, N$ ,  $t = 1, 2, \dots$ .

*Assumption 1* The sensors' observations  $\{Y_i(t)\}$  are independent and identically distributed (i.i.d.) both

in time and in space, with distribution  $\nu_1$  under hypothesis  $H_1$  and  $\nu_0$  under  $H_0$ :

$$Y_i(t) \sim \begin{cases} \nu_1, & H_1 \\ \nu_0, & H_0 \end{cases}, i = 1, \dots, N, t = 1, 2, \dots \quad (1)$$

The distributions  $\nu_1$  and  $\nu_0$  are mutually absolutely continuous, distinguishable measures. The prior probabilities  $\pi_1 = \mathbb{P}(H_1)$  and  $\pi_0 = \mathbb{P}(H_0) = 1 - \pi_1$  are in  $(0, 1)$ .

By spatial independence, the joint distribution of the observations of all sensors

$$Y(t) := (Y_1(t), \dots, Y_N(t))^\top \quad (2)$$

at any time  $t$  is  $\nu_1^N$  under  $H_1$  and  $\nu_0^N$  under  $H_0$ . Our main results in Section III are derived under Assumption 1. Section V extends them to non-identical (but still independent) sensors' observations.

#### B. Centralized detection, log-moment generating function (LMGF), and optimal error exponent

The log-likelihood ratio of sensor  $i$  at time  $t$  is  $L_i(t)$  and given by

$$L_i(t) = \log \frac{d\nu_1}{d\nu_0} (Y_i(t)),$$

where  $\frac{d\nu_1}{d\nu_0}(\cdot)$  is the Radon-Nikodym derivative of  $\nu_1$  with respect to  $\nu_0$ . The log-likelihood ratio at time  $t$  for the vector  $Y(t)$  in (2) of the observations of all sensors is given by:

$$\sum_{i=1}^N L_i(t). \quad (3)$$

Under Assumption 1, the log-likelihood ratio test for  $k$  time observations and for a threshold  $\gamma_k$

$$D(k) := \frac{1}{k} \sum_{t=1}^k \sum_{i=1}^N L_i(t) \underset{H_0}{\overset{H_1}{\geq}} \gamma_k. \quad (4)$$

**Log-moment generating function (LMGF).** We introduce the LMGF of  $L_i(t)$  and its properties that play a major role in assessing the performance of distributed detection.

Let  $\Lambda_l$  ( $l = 0, 1$ ) denote the LMGF for the log-likelihood ratio under hypothesis  $H_l$ :

$$\Lambda_l : \mathbb{R} \longrightarrow (-\infty, +\infty], \quad \Lambda_l(\lambda) = \log \mathbb{E} \left[ e^{(-1)^l \lambda L_1(1)} \mid H_l \right]. \quad (5)$$

In (5),  $L_1(1)$  replaces  $L_i(t)$ , for arbitrary  $i = 1, \dots, N$ , and  $t = 1, 2, \dots$ , due to the spatial and temporal identically distributed observations, see Assumption 1.

*Lemma 1* Consider Assumption 1. For  $\Lambda_0$  and  $\Lambda_1$  in (5) the following holds:

- (a)  $\Lambda_0$  is convex;
- (b)  $\Lambda_0(\lambda) \in (-\infty, 0)$ , for  $\lambda \in (0, 1)$ , and  $\Lambda_0(0) = \Lambda_0(1) = 0$  ;
- (c)  $\Lambda_1(\lambda)$  satisfies:

$$\Lambda_1(\lambda) = \Lambda_0(1 - \lambda), \quad \text{for } \lambda \in \mathbb{R}. \quad (6)$$

*Proof:* For proof of (a) and (b), see [28]. Part (c) follows from the definitions of  $\Lambda_0$  and  $\Lambda_1$ :

$$\begin{aligned} \Lambda_1(\lambda) &= \log \mathbb{E} \left[ e^{-\lambda L_1(1)} | H_1 \right] = \log \int_{y \in \mathbb{R}} \left( \frac{d\nu_1}{d\nu_0}(y) \right)^{-\lambda} d\nu_1(y) \\ &= \log \int_{y \in \mathbb{R}} \left( \frac{d\nu_1}{d\nu_0}(y) \right)^{1-\lambda} d\nu_0(y) \\ &= \Lambda_0(1 - \lambda). \end{aligned}$$

■

Figure 1 plots the LMGF for the log-likelihood ratio, when  $Y_i(k)$  takes values in an alphabet of size 3; it confirms Lemma 1 showing that  $\Lambda_0$  is convex, negative on  $\lambda \in (0, 1)$ , and equal to zero at  $\lambda = 0$ , and  $\lambda = 1$ .

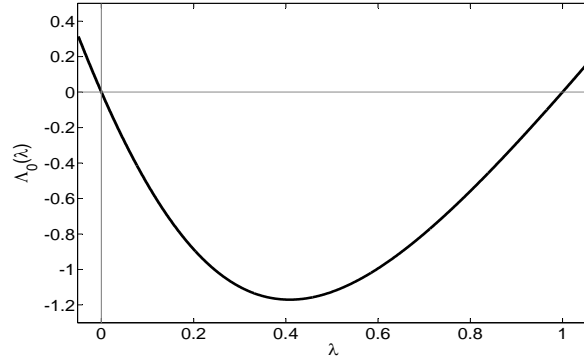


Fig. 1. The LMGF for the log-likelihood ratio for a discrete distribution;  $Y_i(k)$  takes values  $\gamma_1, \gamma_2, \gamma_3$ , respectively, with probabilities  $\frac{1}{3}, \frac{1}{3}, \frac{1}{3}$ , under  $H_0$ , and 0.01, 0.01, 0.98, under  $H_1$ .

We further assume that the LMGF of a sensor's observation is finite.

*Assumption 2*  $\Lambda_0(\lambda) < +\infty, \forall \lambda \in \mathbb{R}$ .

In the next two remarks, we give two classes of problems when Assumption 2 holds.

**Remark I.** We consider the signal+noise model:

$$Y_i(t) = \begin{cases} m + n_i(k), & H_1 \\ n_i(k), & H_0, \end{cases} \quad (7)$$

Here  $m \neq 0$  is a constant signal and  $n_i(k)$  is a zero-mean additive noise with density function  $f_n(\cdot)$  supported on  $\mathbb{R}$ ; we rewrite  $f_n(\cdot)$ , without loss of generality, as  $f_n(y) = c e^{-g(y)}$ , where  $c > 0$  is a constant. Then, the Appendix shows that Assumption 2 holds under the following mild technical condition: either one of (8) or (9) and one of (10) or (11) hold:

$$\lim_{y \rightarrow +\infty} \frac{g(y)}{|y|^{\tau_+}} = \rho_+, \text{ for some } \rho_+, \tau_+ \in (0, +\infty) \quad (8)$$

$$\lim_{y \rightarrow +\infty} \frac{g(y)}{(\log(|y|))^{\mu_+}} = \rho_+, \text{ for some } \rho_+ \in (0, +\infty), \mu_+ \in (1, +\infty) \quad (9)$$

$$\lim_{y \rightarrow -\infty} \frac{g(y)}{|y|^{\tau_-}} = \rho_-, \text{ for some } \rho_-, \tau_- \in (-\infty, 0) \quad (10)$$

$$\lim_{y \rightarrow -\infty} \frac{g(y)}{(\log(|y|))^{\mu_-}} = \rho_-, \text{ for some } \rho_- \in (0, -\infty), \mu_- \in (1, +\infty). \quad (11)$$

In (9) and (11), we can also allow either (or both)  $\mu_+, \mu_-$  to equal 1, but then the corresponding  $\rho$  is in  $(1, \infty)$ . Note that  $f_n(\cdot)$  need not be symmetric, i.e.,  $f_n(y)$  need not be equal to  $f_n(-y)$ . Intuitively, the tail of the density  $f_n(\cdot)$  behaves regularly, and  $g(y)$  grows either like a polynomial of arbitrary finite order in  $y$ , or slower, like a power  $y^\tau$ ,  $\tau \in (0, 1)$ , or like a logarithm  $c(\log y)^\mu$ . The class of admissible densities  $f_n(\cdot)$  includes, e.g., power laws  $c y^{-p}$ ,  $p > 1$ , or the exponential families  $e^{\theta \phi(y) - A(\theta)}$ ,  $A(\theta) := \log \int_{y=-\infty}^{+\infty} e^{\theta \phi(y)} \chi(dy)$ , with: 1) the Lebesgue base measure  $\chi$ ; 2) the polynomial, power, or logarithmic potentials  $\phi(\cdot)$ ; and 3) the canonical set of parameters  $\theta \in \Theta = \{\theta : A(\theta) < +\infty\}$ , [29].

**Remark II.** Assumption 2 is satisfied if  $Y_i(k)$  has arbitrary (different) distributions under  $H_1$  and  $H_0$  with the same, compact support. A special case for the latter is when  $Y_i(k)$  is discrete and supported on a finite alphabet.

**Centralized detection: Asymptotic performance.** We consider briefly the performance of the centralized detector that will be the benchmark the performance of the distributed detector. Denote by  $P_e(k)$  the error probability for the optimal centralized detector in (4). When the size of the observation interval  $k$  grows unbounded,  $P_e(k)$  decays exponentially fast to zero. The rate of the decay (the error exponent) is given by the Chernoff lemma [30] and equals the Chernoff information between the two joint distributions of the observations of all  $N$  sensors, under  $H_1$  and  $H_0$ . The following lemma asserts that the Chernoff information for the vector of measurements of all the sensors equals  $N$  times the Chernoff information

contained in a single sensor measurement.

*Lemma 2* Let Assumption 1 hold. The error exponent for the centralized detector is given by

$$\lim_{k \rightarrow \infty} -\frac{1}{k} \log P_e(k) = NC_{\text{ind}},$$

where the per sensor Chernoff information is

$$C_{\text{ind}} := \max_{\lambda \in [0,1]} \{-\Lambda_0(\lambda)\}$$

*Proof:* Denote by  $\Lambda_{0,N}$  the LMGF for the log-likelihood ratio in (3) for the observations of all sensors at time  $t$ . Then,  $\Lambda_{0,N}(\lambda) = N\Lambda_0(\lambda)$ , by the i.i.d. in space assumption on the sensors' observations. The Lemma now follows by the Chernoff lemma

$$\lim_{k \rightarrow \infty} -\frac{1}{k} \log P_e(k) = \max_{\lambda \in [0,1]} \{-\Lambda_{0,N}(\lambda)\} = N \max_{\lambda \in [0,1]} \{-\Lambda_0(\lambda)\}.$$

■

### C. Distributed detection algorithm

We now consider distributed detection when the sensors cooperate through a randomly varying network. Specifically, we consider the running consensus distributed detector proposed in [20]. Each node  $i$  maintains its local decision variable  $x_i(k)$ , which is a local estimate of the global optimal decision variable  $D(k)$  in (4). Note that  $D(k)$  is *not* locally available. At each time  $k$ , each sensor  $i$  updates  $x_i(k)$  in two ways: 1) by exchanging the decision variable locally with its neighbors and computing the weighted average of its own and the neighbors' variables; and 2) by incorporating its new observation.

More precisely, the update of  $x_i(k)$  is as follows:

$$\begin{aligned} x_i(k) &= \sum_{j \in O_i(k)} W_{ij}(k) \left( \frac{k-1}{k} x_j(k-1) + \frac{1}{k} L_j(k) \right), \quad k = 1, 2, \dots \\ x_i(0) &= 0. \end{aligned} \tag{12}$$

Here  $O_i(k)$  is the (random) neighborhood of sensor  $i$  at time  $k$  (including  $i$ ), and  $W_{ij}(k)$  are the (random) averaging weights. The sensor  $i$ 's local decision test at time  $k$  is given by:

$$x_i(k) \underset{H_0}{\overset{H_1}{\geq}} 0, \tag{13}$$

i.e.,  $H_1$  (respectively,  $H_0$ ) is decided when  $x_i(k) \geq 0$  (respectively,  $x_i(k) < 0$ ).



**Remark.** The local decision test in (13) uses a zero threshold. It may be possible to improve the *non-asymptotic* performance of the distributed detector (12) by fine tuning the threshold. But because our focus is *asymptotic* performance analysis and it is well known that, with the centralized detection, the log-likelihood ratio test with zero threshold achieves *asymptotic optimality* [31], we take here the threshold of the sequence of tests in (12) to be zero.

We write the consensus+innovations algorithm (12) in vector form. Let  $x(k) = (x_1(k), x_2(k), \dots, x_N(k))^\top$  and  $L(k) = (L_1(k), \dots, L_N(k))^\top$ . Also, collect the averaging weights  $W_{ij}(k)$  in the  $N \times N$  matrix  $W(k)$ , where, clearly,  $W_{ij}(k) = 0$  if the sensors  $i$  and  $j$  do not communicate at time step  $k$ . The algorithm (12) becomes:

$$\begin{aligned} x(k) &= W(k) \left( \frac{k-1}{k} x(k-1) + \frac{1}{k} L(k) \right), \quad k = 1, 2, \dots \\ x(0) &= 0. \end{aligned} \tag{14}$$

**Network model.** We state the assumption on the averaging matrices  $W(k)$  that are random.

*Assumptions 3* The averaging matrices  $W(k)$  satisfy the following:

- (a) The sequence  $\{W(k)\}_{k=1}^\infty$  is i.i.d.
- (b)  $W(k)$  is symmetric and stochastic (row-sums equal 1 and  $W_{ij}(k) \geq 0$ ) with probability one,  $\forall k$ .
- (c)  $W(k)$  and  $Y(t)$  are mutually independent over all  $k$  and  $t$ .

**Solution of the distributed detector.** We consider the solution of the consensus+innovations distributed detector (14). Define the matrices  $\Phi(k, t)$  by:

$$\Phi(k, t) := W(k)W(k-1)\dots W(t), \quad k \geq t \geq 1. \tag{15}$$

It is easy to verify that the solution to (14) is:

$$x(k) = \frac{1}{k} \sum_{t=1}^k \Phi(k, t) L(t), \quad k = 1, 2, \dots$$

**Speed of consensus.** We characterize the speed of consensus across the network as in [32]:

$$r := \lambda_2 \left( \mathbb{E} [W(k)^2] \right).$$

The quantity  $r \in [0, 1]$ , and, when  $r < 1$ , the standard consensus algorithm converges in mean square sense, see [32]. As shown in [32], the smaller  $r$  is, the faster consensus is.

The convergence of standard consensus is equivalent to the convergence of  $\Phi(k, t)$  to the ideal consensus matrix  $J$ , i.e.,

$$\Phi(k, t) \rightarrow J = (1/N)11^\top \text{ as } (k - t) \rightarrow \infty.$$

The next lemma provides a bound on the *rate of convergence in probability* of the sequence of matrices  $\Phi(k, t)$  in terms of  $r$ ; it will be of interest in the next section. The Lemma is proved in [1].

*Lemma 4* Let Assumption 3 hold. For  $\epsilon > 0$ ,  $\Phi(k, t)$  as in (15), and fixed  $k \geq t \geq 1$ :

$$\mathbb{P}(\|\Phi(k, t) - J\| > \epsilon) \leq \frac{N^4}{\epsilon^2} r^{k-t}.$$

### III. MAIN RESULTS: ASYMPTOTIC ANALYSIS AND ERROR EXPONENTS FOR DISTRIBUTED DETECTION

Subsection III-A states our main results on the asymptotic performance of consensus+innovations distributed detection; subsection III-B proves these results.

#### A. Statement of main results

In this section, we analyze the performance of distributed detection in terms of the detection error exponent, when the size  $k$  of the observation interval tends to  $+\infty$ . As we will see next, we show that there exists a threshold on the speed of consensus  $r$  such that if  $|\log r|$  is above this threshold, each node in the network achieves asymptotic optimality (i.e., the error exponent at each node is the total Chernoff information equal to  $NC_{\text{ind}}$ ). When below the threshold, we give a lower bound for the error exponent. Both the threshold and the lower bound are given *solely* in terms of the log-moment generating function  $\Lambda_0$  and the number of sensors  $N$ . These findings are summarized in Theorem 5 and Corollary 6 below.

Let  $\alpha_i(k)$ ,  $\beta_i(k)$ , and  $P_{e,i}(k)$  denote the probability of false alarm, the probability of miss, and the error probability, respectively, of sensor  $i$ , with algorithm (12):

$$\begin{aligned} \alpha_i(k) &= \mathbb{P}(x_i(k) \geq 0 | H_0) \\ \beta_i(k) &= \mathbb{P}(x_i(k) < 0 | H_1) \\ P_{e,i}(k) &= \pi_0 \alpha_i(k) + \pi_1 \beta_i(k), \end{aligned} \tag{16}$$

where, we recall,  $\pi_1$  and  $\pi_0$  are the prior probabilities.

*Theorem 5* Let assumptions 1-3 hold and consider the distributed detector in (12). For every  $\lambda \geq 0$ , at each sensor  $i$ ,  $i = 1, \dots, N$ , we have:

$$\liminf_{k \rightarrow \infty} -\frac{1}{k} \log \alpha_i(k) \geq -\max \{N\Lambda_0(\lambda), \Lambda_0(N\lambda) - |\log r|\} \quad (17)$$

$$\liminf_{k \rightarrow \infty} -\frac{1}{k} \log \beta_i(k) \geq -\max \{N\Lambda_0(1 - \lambda), \Lambda_0(1 - N\lambda) - |\log r|\}. \quad (18)$$

*Corollary 6* Let Assumptions 1-3 hold and consider the distributed detector in (12). Then:

(a) At each sensor  $i$ , the error exponent is bounded from below as follows:

$$\liminf_{k \rightarrow \infty} -\frac{1}{k} \log P_{e,i}(k) \geq \begin{cases} NC_{\text{ind}}, & \text{if } |\log r| \geq \text{thr}(\Lambda_0, N) \\ -\max \{B_0, B_1\}, & \text{otherwise} \end{cases}, \quad (19)$$

where the threshold is

$$\text{thr}(\Lambda_0, N) = \max \{\Lambda_0(N\lambda^*) - N\Lambda_0(\lambda^*), \Lambda_0(1 - N(1 - \lambda^*)) - N\Lambda_0(\lambda^*)\}, \quad (20)$$

with  $\lambda^* = \arg \min_{\lambda \in \mathbb{R}} \Lambda_0(\lambda)$ . The arguments  $B_0$  and  $B_1$  are:

$$B_l = \begin{cases} \Lambda_l(N\lambda_l^{\text{SW}}) - |\log r|, & \text{if } \frac{\lambda_l^*}{N} < \lambda_l^{\text{SW}} \leq \lambda_l^* \\ \Lambda_l(\lambda_l^*) - |\log r|, & \text{if } \lambda_l^{\text{SW}} \leq \frac{\lambda_l^*}{N} \end{cases}, l = 0, 1, \quad (21)$$

where  $\lambda_0^* = 1 - \lambda_1^* = \lambda^*$  and  $\lambda_l^{\text{SW}} \geq 0$  is the smallest zero of the function<sup>1</sup>

$$\Delta_l(\lambda) := \Lambda_l(N\lambda) - |\log r| - N\Lambda_l(\lambda), \quad l = 0, 1. \quad (22)$$

(b) Moreover, if  $|\log r| \geq \text{thr}(\Lambda_0, N)$ , then, at each sensor  $i$ , the distributed detector (12) is asymptotically optimal, i.e.,

$$\lim_{k \rightarrow \infty} -\frac{1}{k} \log P_{e,i}(k) = NC_{\text{ind}}.$$

As the analysis further ahead will show, the two terms in the max expression in (20) correspond to the two error exponents in (17) and (18) for the false alarm and miss probabilities. Corollary 6 states that, when the speed of consensus  $|\log r|$  is above a threshold, the distributed detector in (12) is asymptotically equivalent to the optimal centralized detector; when below the threshold, Corollary 6 states what the distributed detector can achieve. Corollary 6 establishes that there exists a “sufficient” connectivity, say  $|\log r^*|$ , so that further improvement on the connectivity (and further spending of resources, e.g., transmission

<sup>1</sup>Further ahead, in the proof of Corollary 6, we show that, if  $|\log r| < \text{thr}(\Lambda_0, N)$ , the function  $\Delta_l(\cdot)$  has a zero; the set of zeros of  $\Delta_l(\cdot)$  is either a closed interval, or a singleton.

power) does not lead to a pay off in terms of detection performance. Hence, Corollary 6 is valuable in the practical design of a sensor network, as it says how much connectivity (resources) is sufficient to achieve asymptotically optimal detection.

Equation (19) says that the distribution of the sensor observations (through LMGF) plays a role in determining the performance of distributed detection. We illustrate and explain by examples this effect in Section IV.

### B. Proofs of the main results

Corollary (6) follows from Theorem (5) by optimizing the bounds (17) and (18). We first prove Theorem (5).

*Proof of Theorem 5:* Consider the probability of false alarm  $\alpha_i(k)$  in (16). We upper bound  $\alpha_i(k)$  using the exponential Markov inequality [33] parameterized by  $\lambda' \geq 0$ :

$$\begin{aligned}\alpha_i(k) &= \mathbb{P}(x_i(k) \geq 0 \mid H_0) \\ &= \mathbb{P}(e^{\lambda' x_i(k)} \geq 1 \mid H_0) \\ &\leq \mathbb{E}[e^{\lambda' x_i(k)} \mid H_0].\end{aligned}$$

Next, by setting  $\lambda' = N k \lambda$ , with  $\lambda \geq 0$ , we obtain:

$$\alpha_i(k) \leq \mathbb{E}[e^{N k \lambda x_i(k)} \mid H_0] \quad (23)$$

$$= \mathbb{E}[e^{N \lambda \sum_{t=1}^k \sum_{j=1}^N \Phi_{i,j}(k,t) L_j(t)} \mid H_0]. \quad (24)$$

The terms in the sum in the exponent in (23) are conditionally independent, given the realizations of the averaging matrices  $W(t)$ ,  $t = 1, \dots, k$ . Thus, by iterating the expectations, and using the definition of  $\Lambda_0$  in (5), we compute the expectation in (24) by conditioning first on  $W(t)$ ,  $t = 1, \dots, k$ :

$$\begin{aligned}\mathbb{E}[e^{N \lambda \sum_{t=1}^k \sum_{j=1}^N \Phi_{i,j}(k,t) L_j(t)} \mid H_0] &= \mathbb{E}\left[\mathbb{E}\left[e^{N \lambda \sum_{t=1}^k \sum_{j=1}^N \Phi_{i,j}(k,t) L_j(t)} \mid H_0, W(1), \dots, W(k)\right]\right] \\ &= \mathbb{E}\left[e^{\sum_{t=1}^k \sum_{j=1}^N \Lambda_0(N \lambda \Phi_{i,j}(k,t))}\right],\end{aligned} \quad (25)$$

**Partition of the sample space.** We handle the random matrix realizations  $W(t)$ ,  $t = 1, \dots, k$ , through a suitable partition of the underlying probability space. Adapting an argument from [1], partition the probability space *based on the time of the last successful averaging*. In more detail, for a fixed  $k$ , introduce the partition  $\mathcal{P}_k$  of the sample space that consists of the disjoint events  $\mathcal{A}_{s,k}$ ,  $s = 0, 1, \dots, k$ ,

given by<sup>2</sup>:

$$\begin{aligned}
\mathcal{A}_0 &= \{\|\Phi(k, 1) - J\| > \epsilon\}, \\
\mathcal{A}_1 &= \{\|\Phi(k, 1) - J\| \leq \epsilon \text{ and } \|\Phi(k, 2) - J\| > \epsilon\}, \\
&\dots \\
\mathcal{A}_s &= \{\|\Phi(k, s) - J\| \leq \epsilon \text{ and } \|\Phi(k, s+1) - J\| > \epsilon\}, \\
&\dots \\
\mathcal{A}_k &= \{\|\Phi(k, k) - J\| \leq \epsilon\},
\end{aligned}$$

for  $\epsilon > 0$ . Intuitively, the smaller  $t$  is, the closer the product  $\Phi(k, t)$  to  $J$  is; if the event  $\mathcal{A}_s$  occurred, then the largest  $t$  for which the product  $\Phi(k, t)$  is still  $\epsilon$ -close to  $J$  equals  $s$ . Clearly,  $\mathcal{P}_k$  is a partition. Using the total probability law over  $\mathcal{P}_k$ , the expectation (25) is computed by:

$$\mathbb{E} \left[ e^{\sum_{t=1}^k \sum_{j=1}^N \Lambda_0(N\lambda\Phi_{i,j}(k,t))} \right] = \sum_{s=0}^k \mathbb{E} \left[ e^{\sum_{t=1}^k \sum_{j=1}^N \Lambda_0(N\lambda\Phi_{i,j}(k,t))} \mathcal{I}_{\mathcal{A}_s} \right], \quad (26)$$

where, we recall,  $\mathcal{I}_{\mathcal{A}_s}$  is the indicator function of the event  $\mathcal{A}_s$ . The following lemma explains how to use the partition  $\mathcal{P}_k$  to upper bound the expectation in (26).

*Lemma 7* Let Assumptions 1-3 hold. Then:

(a) For any realization of the random matrices  $W(t)$ ,  $t = 1, 2, \dots, k$ :

$$\sum_{j=1}^N \Lambda_0(N\lambda\Phi_{i,j}(k,t)) \leq \Lambda_0(N\lambda), \quad \forall t = 1, \dots, k.$$

(b) Further, consider a fixed  $s$  in  $\{0, 1, \dots, k\}$ . If the event  $\mathcal{A}_s$  occurred, then, for  $i = 1, \dots, N$ :

$$\Lambda_0(N\lambda\Phi_{i,j}(k,t)) \leq \max \left( \Lambda_0 \left( \lambda - \epsilon N \sqrt{N} \lambda \right), \Lambda_0 \left( \lambda + \epsilon N \sqrt{N} \lambda \right) \right), \quad \forall t = 1, \dots, s, \quad \forall j = 1, \dots, N.$$

*Proof:* To prove part (a) of the Lemma, by convexity of  $\Lambda_0$ , the maximum of  $\sum_{j=1}^N \Lambda_0(N\lambda a_j)$  over the simplex  $\left\{ a \in \mathbb{R}^N : \sum_{j=1}^N a_j = 1, a_j \geq 0, j = 1, \dots, N \right\}$  is achieved at a corner point of the simplex. The maximum equals:

$$\Lambda_0(N\lambda) + (N-1)\Lambda_0(0) = \Lambda_0(N\lambda),$$

where we use the property from Lemma 1, part (b), that  $\Lambda_0(0) = 0$ . Finally, since for any realization

<sup>2</sup>For simplicity of notation, we drop the index  $k$  in the sequel.

of the matrices  $W(1), \dots, W(k)$ , the set of entries  $\{\Phi_{i,j}(k, t) : j = 1, \dots, N\}$  is a point in the simplex, the claim of part (a) of the Lemma follows.

To prove part (b) of the Lemma, suppose that event  $\mathcal{A}_s$  occurred. Then, by the definition of  $\mathcal{A}_s$ ,

$$\|\Phi(k, s) - J\| = \|W(k) \cdot \dots \cdot W(s) - J\| \leq \epsilon.$$

Using the fact that each realization  $W(t)$ ,  $t = 1, 2, \dots$ , is doubly stochastic, and using the sub-multiplicative property of the spectral norm, we have that

$$\|\Phi(k, t) - J\| = \|W(k) \cdot \dots \cdot W(t) - J\| \leq \epsilon,$$

for every  $t \leq s$ . Then, by the equivalence of the 1-norm and the spectral norm, it follows that:

$$\left| \Phi_{i,j}(k, t) - \frac{1}{N} \right| \leq \sqrt{N}\epsilon, \text{ for } t = 1, \dots, s, \text{ for all } i, j = 1, \dots, N.$$

Finally, since  $\Lambda_0$  is convex (Lemma 1, part (a)), its maximum in  $[\lambda - \epsilon N \sqrt{N}\lambda, \lambda + \epsilon N \sqrt{N}\lambda]$  is attained at a boundary point and the claim follows.  $\blacksquare$

Using the results from Lemma 7, we next bound the expectation in (26) as follows:

$$\begin{aligned} \sum_{s=0}^k \mathbb{E} \left[ e^{\sum_{t=1}^k \sum_{j=1}^N \Lambda_0(N\lambda \Phi_{i,j}(k, t))} \mathcal{I}_{\mathcal{A}_s} \right] &\leq \sum_{s=0}^k \left( e^{sN \max(\Lambda_0(\lambda - \epsilon N \sqrt{N}\lambda), \Lambda_0(\lambda + \epsilon N \sqrt{N}\lambda)) + (k-s)\Lambda_0(N\lambda)} \right) \\ &\times \left( \frac{N^4}{\epsilon^2} r^{k-(s+1)} \right). \end{aligned} \quad (27)$$

To simplify the notation, we introduce the function:

$$f : \mathbb{R}^2 \longrightarrow \mathbb{R}, \quad f(\epsilon, \lambda) := \max \left( \Lambda_0 \left( \lambda - \epsilon N \sqrt{N}\lambda \right), \Lambda_0 \left( \lambda + \epsilon N \sqrt{N}\lambda \right) \right). \quad (28)$$

We need the following property of  $f(\cdot, \cdot)$ .

*Lemma 8* Consider  $f(\cdot, \cdot)$  in (28). Then, for every  $\lambda \in \mathbb{R}$ , the following holds:

$$\inf_{\epsilon > 0} f(\epsilon, \lambda) = \Lambda_0(\lambda).$$

*Proof:* Since  $\Lambda_0(\cdot)$  is convex, for  $\epsilon' < \epsilon$  and for fixed  $\lambda$ , we have that

$$f(\epsilon, \lambda) = \max_{\delta \in [-\epsilon, \epsilon]} \Lambda_0 \left( \lambda + \delta N \sqrt{N}\lambda \right) \geq \max_{\delta \in [-\epsilon', \epsilon']} \Lambda_0 \left( \lambda + \delta N \sqrt{N}\lambda \right) = f(\epsilon', \lambda).$$

Thus, for fixed  $\lambda$ ,  $f(\cdot, \lambda)$  is non-increasing, and the claim of the Lemma follows.  $\blacksquare$

We proceed by bounding further the right hand side in (27), by rewriting  $r^{k-(s+1)}$  as  $\frac{1}{r} e^{(k-s) \log r}$ :

$$\begin{aligned}
\sum_{s=0}^k \frac{N^4}{\epsilon^2 r} e^{sNf(\epsilon, \lambda) + (k-s)\Lambda_0(N\lambda) + (k-s) \log r} &\leq (k+1) \max_{s \in \{0, \dots, k\}} \frac{N^4}{\epsilon^2 r} e^{[sNf(\epsilon, \lambda) + (k-s)(\Lambda_0(N\lambda) + \log r)]} \\
&= (k+1) \frac{N^4}{\epsilon^2 r} e^{\max_{s \in \{0, \dots, k\}} [sNf(\epsilon, \lambda) + (k-s)(\Lambda_0(N\lambda) + \log r)]} \\
&\leq (k+1) \frac{N^4}{\epsilon^2 r} e^{k \max_{\theta \in [0, 1]} [\theta Nf(\epsilon, \lambda) + (1-\theta)(\Lambda_0(N\lambda) + \log r)]} \\
&= (k+1) \frac{N^4}{\epsilon^2 r} e^{k \max_{\theta \in [0, 1]} [Nf(\epsilon, \lambda), \Lambda_0(N\lambda) + \log r]}.
\end{aligned}$$

The second inequality follows by introducing  $\theta := \frac{s}{k}$  and by enlarging the set for  $\theta$  from  $\{0, \frac{1}{k}, \dots, 1\}$  to the continuous interval  $[0, 1]$ . Taking the log and dividing by  $k$ , from (23) and (29) we get:

$$\frac{1}{k} \log \alpha_i(k) \leq \frac{\log(k+1)}{k} + \frac{\log \frac{N^4}{\epsilon^2 r}}{k} + \max \{Nf(\epsilon, \lambda), \Lambda_0(N\lambda) + \log r\}. \quad (29)$$

Taking the limsup when  $k \rightarrow \infty$ , the first two terms in the right hand side of (29) vanish; further, changing the sign, we get a bound on the exponent of  $\alpha_i(k)$  that holds for every  $\epsilon > 0$ :

$$\liminf -\frac{1}{k} \log \alpha_i(k) \geq -\max \{Nf(\epsilon, \lambda), \Lambda_0(N\lambda) - |\log r|\}.$$

By Lemma 8, as  $\epsilon \rightarrow 0$ ,  $Nf(\epsilon, \lambda)$  decreases to  $N\Lambda_0(\lambda)$ , yielding the claim in (17).

The claim in (18) follows similarly by using the property that  $\Lambda_1(\lambda) = \Lambda_0(1 - \lambda)$  from Lemma 1. ■

We now prove Corollary 6.

*Proof of Corollary 6:* To prove part (a) of the Corollary, we first optimize the bounds in (17) and (18), and then we derive the resulting bound for the error exponent (19) and the condition for optimality. We only detail the case of the false alarm rate (17), as its counterpart for the probability of miss follows similarly.

Consider the function  $\Delta_0$  defined in (22). The sign of  $\Delta_0$  determines which of the two functions in the right hand side of (17) is greater, e.g.,

$$\max \{N\Lambda_0(\lambda), \Lambda_0(N\lambda) - |\log r|\} = \Lambda_0(N\lambda) - |\log r|,$$

when  $\Delta_0(\lambda) \geq 0$ . Now, due to convexity of  $\Lambda_0(\cdot)$  (Lemma 1, part (a)),  $\Delta_0(\cdot)$  is nondecreasing on  $[0, \infty)$ .

Also,

$$\Delta_0(0) = -|\log r| \leq 0.$$

Thus,  $\Delta_0(\cdot)$  can switch sign to positive at most once on  $[0, \infty)$ , and, therefore,

$$\max\{N\Lambda_0(\lambda), \Lambda_0(N\lambda) - |\log r|\} = \begin{cases} N\Lambda_0(\lambda), & \text{for } \lambda \in [0, \lambda_0^{\text{SW}}] \\ \Lambda_0(N\lambda) - |\log r|, & \text{for } \lambda > \lambda_0^{\text{SW}}, \end{cases} \quad (30)$$

where  $\lambda_0^{\text{SW}}$  is, if it exists, the smallest zero of  $\Delta_0(\cdot)$ , and  $+\infty$  otherwise. Note that, if a zero exists, the set of zeros is either a singleton, or a closed interval.

Further, denote by  $B_0$  the optimal false alarm bound obtained by minimizing (17) over  $\lambda \geq 0$ :

$$B_0 := \min_{\lambda \geq 0} \max\{N\Lambda_0(\lambda), \Lambda_0(N\lambda) - |\log r|\}, \quad (31)$$

where, as we will show further ahead,  $B_0$  equals the quantity in (21) for  $l = 0$ . We next discuss how the location of  $\lambda_0^{\text{SW}}$  on the real axis (controlled by  $|\log r|$ ) with respect to the location of  $\lambda^*$  determines the value of  $B_0$ . Figure 2 illustrates this relation by plotting  $N\Lambda_0(\lambda)$  and  $\Lambda_0(N\lambda) - |\log r|$  for  $N = 3$  and three different values of  $r$ :  $r_1 = 0.95$ ,  $r_2 = 0.5$ ,  $r_3 = 0.2$ . We take the sensor observations to be discrete, with alphabet size  $M = 3$ , and the distributions under the two hypothesis to be  $p = (1/3, 1/3, 1/3)$  and  $q = (0.01, 0.01, 0.98)$ . The figure illustrates three different regions for the possible location of  $\lambda_0^{\text{SW}}$

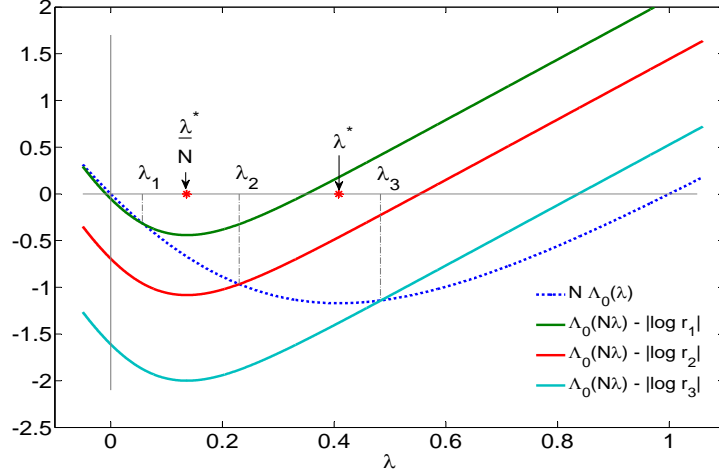


Fig. 2. Illustration of the dependence of the location of  $\lambda_0^{\text{SW}}$  on  $|\log r|$ . The figure plots  $N\Lambda_0(\lambda)$  and  $\Lambda_0(N\lambda) - |\log r|$  for  $N = 3$  and three different values of  $r$ :  $r_1 = 0.95$ ,  $r_2 = 0.5$ ,  $r_3 = 0.2$ . The sensor observations are discrete, with the alphabet size  $M = 3$ , and the distributions under the two hypothesis  $p = (1/3, 1/3, 1/3)$  and  $q = (0.01, 0.01, 0.98)$ .

that corresponds to three different minimizers in (31). (Note that Figure 2 is only an illustration, but the following arguments hold generally.) We next describe each of these regions:

- 1)  $0 \leq \lambda_0^{\text{SW}} = \lambda_1 < \frac{\lambda^*}{N}$ : In this case, both  $N\Lambda_0(\lambda)$  and  $\Lambda_0(N\lambda) - |\log r|$  are decreasing on  $[0, \lambda_0^{\text{SW}}]$ ,



and, since for  $\lambda > \lambda_0^{\text{SW}}$ ,  $\Lambda_0(N\lambda) - |\log r|$  is greater than  $N\Lambda_0(\lambda)$ , the optimal point in (31) is the minimizer of  $\Lambda_0(N\lambda) - |\log r|$ ,  $\lambda = \frac{\lambda^*}{N}$ , and  $B_0 = \Lambda_0(\lambda^*) - |\log r|$ .

- 2)  $\frac{\lambda^*}{N} \leq \lambda_0^{\text{SW}} = \lambda_2 < \lambda^*$ : In this case the minimum is achieved at the intersection point  $\lambda_0^{\text{SW}}$  and equals  $\Lambda_0(N\lambda_0^{\text{SW}}) - |\log r|$ .
- 3)  $\lambda_0^{\text{SW}} = \lambda_3 \geq \lambda^*$ : When the intersection happens on the right of  $\lambda^*$ , the minimum is achieved at  $\lambda^*$  and equals  $N\Lambda_0(\lambda^*) = NC_{\text{ind}}$ . Thus, when  $\Delta_0(\lambda^*) \leq 0$ , i.e., when  $|\log r| \geq \Lambda_0(N\lambda^*) - N\Lambda_0(\lambda^*)$ , the false alarm rate equals the total Chernoff information  $NC_{\text{ind}}$ .

The derivation of  $B_1$  can be done in an analogous way, by simply replacing  $\Lambda_0$  with  $\Lambda_1$ ,  $\lambda_0^{\text{SW}}$  with  $\lambda_1^{\text{SW}}$ , and  $\lambda^*$  with  $1 - \lambda^*$ . Now, we use the fact that the exponent of the error probability is determined by the slower rate among the rates for  $\alpha_i(k)$  and  $\beta_i(k)$ , which are, as we have just shown, lower bounded by  $-B_0$  and  $-B_1$ , respectively:

$$\liminf_{k \rightarrow \infty} -\frac{1}{k} \log P_{e,i}(k) = \min \left\{ \liminf_{k \rightarrow \infty} -\frac{1}{k} \log \alpha_i(k), \liminf_{k \rightarrow \infty} -\frac{1}{k} \log \beta_i(k) \right\} \quad (32)$$

$$\geq \min\{-B_0, -B_1\} = -\max\{B_0, B_1\}. \quad (33)$$

To prove part (b) of Corollary 6, let  $|\log r| \geq \text{thr}(\Lambda_0, N)$ . Then, by part (a) of the Corollary,

$$\liminf_{k \rightarrow \infty} -\frac{1}{k} \log P_{e,i}(k) \geq NC_{\text{ind}}. \quad (34)$$

On the other hand,

$$\limsup_{k \rightarrow \infty} -\frac{1}{k} \log P_{e,i}(k) \leq NC_{\text{ind}}, \quad (35)$$

because, by the Chernoff lemma [31], for *any test* (with the corresponding error probability  $P'_e(k)$ ), we have that  $\limsup_{k \rightarrow \infty} -\frac{1}{k} \log P'_e(k) \leq NC_{\text{ind}}$ . Combining (34) and (35) yields

$$NC_{\text{ind}} \leq \liminf_{k \rightarrow \infty} -\frac{1}{k} \log P_{e,i}(k) \leq \limsup_{k \rightarrow \infty} -\frac{1}{k} \log P_{e,i}(k) \leq NC_{\text{ind}},$$

and thus, the result in part (b) of Corollary 6. ■

#### IV. EXAMPLES

This section illustrates our main results for several examples of the distributions of the sensor observations. Subsection IV-A compares the Gaussian and Laplace distributions, both with a finite number of sensors  $N$  and when  $N \rightarrow \infty$ . Subsection IV-B considers discrete distributions with finite support, and, in more detail, binary distributions.

### A. Gaussian distribution versus Laplace distribution

**Gaussian distribution.** We now study the detection of a signal in additive Gaussian noise;  $Y_i(t)$  has the following density:

$$f_G(y) = \begin{cases} \frac{1}{\sqrt{2\pi}\sigma_G} e^{-\frac{(y-m_G)^2}{2\sigma_G^2}}, & H_1 \\ \frac{1}{\sqrt{2\pi}\sigma_G} e^{-\frac{y^2}{2\sigma_G^2}}, & H_0. \end{cases}$$

The LMGF is given by:

$$\Lambda_{0,G}(\lambda) = -\frac{\lambda(1-\lambda)}{2} \frac{m_G^2}{\sigma_G^2}.$$

The minimum of  $\Lambda_{0,G}$  is achieved at  $\lambda^* = \frac{1}{2}$ , and the per sensor Chernoff information is

$$C_{\text{ind},G} = \frac{m_G^2}{8\sigma_G^2}.$$

Applying Corollary 6, we get the sufficient condition for optimality:

$$|\log r| \geq \Lambda_{0,G}\left(\frac{N}{2}\right) - N\Lambda_{0,G}\left(\frac{1}{2}\right) = N(N-1)C_{\text{ind},G}. \quad (36)$$

Since  $\Lambda_0(\lambda) = \Lambda_1(\lambda)$ , the two conditions from the Corollary here reduce to a single condition in (19).

Now, let the number of sensors  $N \rightarrow \infty$ , while keeping the total Chernoff information constant, i.e., not dependent on  $N$ ; that is,  $C_G := NC_{\text{ind},G} = \text{const}$ ,  $C_{\text{ind},G}(N) = C_G/N$ . Intuitively, as  $N$  increases, we deploy more and more sensors over a region (denser deployment), but, on the other hand, the sensors' quality becomes worse and worse. The increase of  $N$  is balanced in such a way that the total information offered by all sensors stays constant with  $N$ . Our goal is to determine how the optimality threshold on the speed of consensus  $\text{thr}(N, \Lambda_{0,G})$  depends on  $N$ . We can see from (36) that the optimality threshold for the distributed detector in the Gaussian case equals:

$$\text{thr}(\Lambda_{0,G}, N) = (N-1)C_G, \quad (37)$$

**Laplace distribution.** We next study the optimality conditions for the sensor observations with Laplace distribution. The density of  $Y_i(t)$  is:

$$f_L(y) = \begin{cases} \frac{1}{2b_L} e^{-\frac{|y-m_L|}{b_L}}, & H_1 \\ \frac{1}{2b_L} e^{-\frac{|y|}{b_L}}, & H_0. \end{cases}$$

The LMGF has the following form:

$$\Lambda_{0,L}(\lambda) = \log \left( \frac{1-\lambda}{1-2\lambda} e^{-\lambda \frac{m_L}{b_L}} - \frac{\lambda}{1-2\lambda} e^{-(1-\lambda) \frac{m_L}{b_L}} \right).$$

Again, the minimum is at  $\lambda^* = \frac{1}{2}$ , and the per sensor Chernoff information is

$$C_{\text{ind,L}} = \frac{m_L}{2b_L} - \log \left( 1 + \frac{m_L}{2b_L} \right).$$

The optimality condition in (19) becomes:

$$\begin{aligned} |\log r| &\geq \Lambda_{0,L} \left( \frac{N}{2} \right) - N \Lambda_{0,L} \left( \frac{1}{2} \right) \\ &= \log \left( \frac{2-N}{2-2N} e^{-\frac{N}{2} \frac{m_L}{b_L}} - \frac{N}{2-2N} e^{-(1-\frac{N}{2}) \frac{m_L}{b_L}} \right) - N \log \left( 1 + \frac{m_L}{2b_L} \right) + N \frac{m_L}{2b_L}. \end{aligned} \quad (38)$$

It is now interesting to compare the Gaussian and the Laplace case under equal per sensor Chernoff information  $C_{\text{ind,L}} = C_{\text{ind,G}}$ . Figure 3 plots the LMGF for the Gaussian and Laplace distributions, for  $N = 10$ ,  $C_{\text{ind}} = C_{\text{ind,L}} = C_{\text{ind,G}} = 0.0945$ ,  $b_L = 1$ ,  $m_L = 1$ , and  $m_G^2/\sigma_G^2 = 0.7563 = 8C_{\text{ind}}$ . By (20), the optimality threshold equals

$$|N\Lambda_0(1/2)| + |\Lambda_0(N/2)|,$$

as  $\lambda^* = 1/2$ , for both the Gaussian and Laplace distributions. The threshold can be estimated from Figure 3: solid lines plot the functions  $\Lambda_0(N\lambda)$  for the two different distributions, while dashed lines plot the functions  $N\Lambda_0(\lambda)$ . For both solid and dashed lines, the Gaussian distribution corresponds to the more curved functions. We see that the threshold is larger for the Gaussian case. This means that, for a certain range  $r \in (r_{\min}, r_{\max})$ , the distributed detector with Laplace sensors is asymptotically optimal, while with Gaussian sensors the distributed detector may not be optimal, even though it uses the same network infrastructure (equal  $r$ ) and has equal per sensor Chernoff information. This point is further illustrated in Figure 4 for  $N = 200$ ,  $C_{\text{ind}} = C_{\text{ind,L}} = C_{\text{ind,G}} = 5.5 \cdot 10^{-5}$ ,  $b_L = 0.0475$ ,  $m_L = 0.2$ , and  $m_G^2/\sigma_G^2 = 4.4 \cdot 10^{-4} = 8C_{\text{ind}}$ . For  $r \in (0.11, 0.26)$ , the Laplace detector is asymptotically optimal, while the Gaussian detector may not be asymptotically optimal.

**Remark.** Figure 4 gives, in general, a lower bound on the error exponent. However, for the Gaussian case, Figure 4 gives the *exact error exponent* for a specific type of  $W(k)$  called switching fusion:  $W(k) = J$ , with probability  $p$ , and  $W(k) = I$ , with probability  $1-p$ , [1]. In other words, from Figure 4, for Gaussian observations and  $W(k)$  of the switching fusion type, a value of  $r$  that is  $\epsilon$  greater than 0.11 yields an error exponent strictly less than  $NC_{\text{ind,G}}$ . On the other hand, as Figure 4 shows a lower bound, the Laplace detector needs *at most*  $r = 0.26$  amount of connectivity to achieve the optimal error exponent  $NC_{\text{ind,G}}$ . Hence, for  $r \in (0.11, 0.26)$  and switching fusion type  $W(k)$ , the Gaussian detector *is not* optimal, while the Laplace detector *is optimal*.

We now compare the Gaussian and Laplace distributions when  $N \rightarrow \infty$ , and we keep the Gaussian total Chernoff information  $C_G$  constant with  $N$ . Let the Laplace distribution parameters vary with  $N$  as:

$$\begin{aligned} m_L &= m_L(N) = \frac{2\sqrt{2C_G}}{\sqrt{N}} \\ b_L &= b_L(N) = 1. \end{aligned}$$

We can show that, as  $N \rightarrow \infty$ , the total Chernoff information  $C_L(N) \rightarrow C_G$  as  $N \rightarrow \infty$ , and so the Gaussian and the Laplace centralized detectors become equivalent. On the other hand, the threshold for the Gaussian distributed detector is given by (37),<sup>3</sup> while, for the Laplace detector, using (38) and a Taylor expansion, we get that the optimality threshold is approximately:

$$\text{thr}(\Lambda_{0,L}, N) \approx \sqrt{2C_G N}.$$

Hence, the required  $|\log r|$  to achieve the optimal error exponent grows much slower with the Laplace distribution than with the Gaussian distribution.

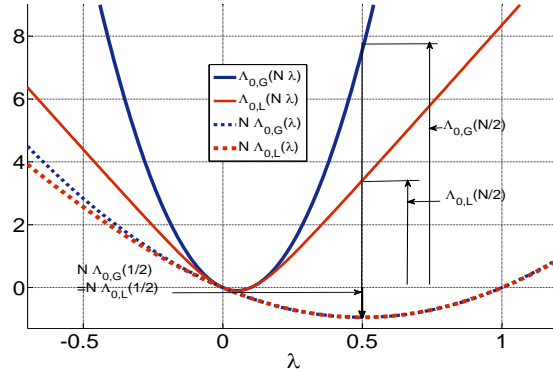


Fig. 3. LMGFs for Gaussian and Laplace distributions with equal per sensor Chernoff informations, for  $N = 10$ ,  $C_{\text{ind}} = C_{\text{ind},L} = C_{\text{ind},G} = 0.0945$ ,  $b_L = 1$ ,  $m_L = 1$ , and  $m_G^2/\sigma_G^2 = 0.7563 = 8C_{\text{ind}}$ . Solid lines plot the functions  $\Lambda_0(N\lambda)$  for the two distributions, while dashed lines plot the functions  $N\Lambda_0(\lambda)$ . For both solid and dashed lines, the Gaussian distribution corresponds to the more curved functions. The optimality threshold in (20) is given by  $|N\Lambda_0(1/2)| + |\Lambda_0(N/2)|$ , as  $\lambda^* = 1/2$ .

### B. Discrete distributions

We now consider the case when the support of the sensor observations under both hypothesis is a finite alphabet  $\{\gamma_1, \gamma_2, \dots, \gamma_M\}$ . This case is of practical interest when, for example, the sensing device

<sup>3</sup>As explained before, the threshold in (37) is not only sufficient for optimality, but it is also necessary, for a specific type of the random matrices  $W(k)$  (the switching fusion type) [1].

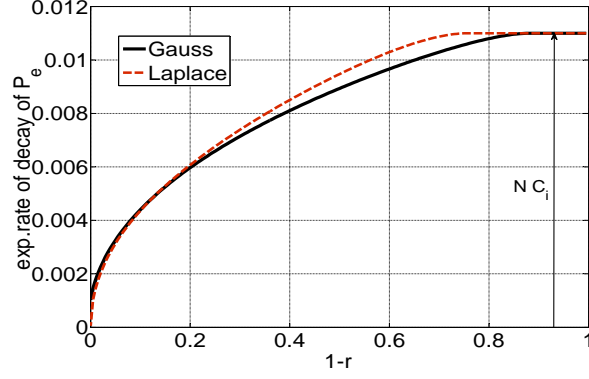


Fig. 4. Lower bound on the error exponent in (19) versus  $1 - r$ ,  $r = \lambda_2(\mathbb{E}[W^2(k)])$ , for Gaussian and Laplace sensor observations:  $N = 200$ ,  $C_{\text{ind}} = C_{\text{ind,L}} = C_{\text{ind,G}} = 5.5 \cdot 10^{-5}$ ,  $b_L = 0.0475$ ,  $m_L = 0.2$ , and  $m_G^2/\sigma_G^2 = 4.4 \cdot 10^{-4} = 8C_{\text{ind}}$ .

has an analog-to-digital converter with a finite range; hence, the observations take only a finite number of values. Specifically, the distribution of  $Y_i(k)$ ,  $\forall i, \forall k$ , is given by:

$$\mathbb{P}(Y_i(k) = \gamma_m) = \begin{cases} q_m, & H_1 \\ p_m, & H_0 \end{cases}, \quad m = 1, \dots, M.$$

Then, the LMGF under  $H_0$  equals:

$$\Lambda_0(\lambda) = \log \left( \sum_{m=1}^M q_m^\lambda p_m^{1-\lambda} \right).$$

Note that  $\Lambda_0(\lambda)$  is finite on  $\mathbb{R}$ . Due to concavity of  $-\Lambda_0(\cdot)$ , the argument of the Chernoff information  $\lambda^*$  ( $C_{\text{ind}} = \max_{\lambda \in [0,1]} \{-\Lambda_0(\lambda)\} = -\Lambda_0(\lambda^*)$ ) can, in general, be efficiently computed numerically, for example, by the Netwon method (see, e.g., [34], for details on the Newton method.) It can be shown that the Newton direction, e.g., [34] equals:

$$\begin{aligned} d(\lambda) &= -(\Lambda_0(\lambda)')^{-1} \Lambda_0''(\lambda) \\ &= -\frac{1}{\frac{\sum_{m=1}^M c_m^2 p_m e^{\lambda c_m}}{\sum_{m=1}^M c_m p_m e^{\lambda c_m}} - \frac{\sum_{m=1}^M c_m p_m e^{\lambda c_m}}{\sum_{m=1}^M c_m e^{\lambda c_m}}}, \end{aligned}$$

where  $c_m = \log \left( \frac{q_m}{p_m} \right)$ .

**Binary observations.** To gain more intuition and obtain analytical results, we consider binary sensors

$$\mathbb{P}(Y_i(k) = \gamma_m) = \begin{cases} q_m, & H_1 \\ p_m, & H_0 \end{cases}, \quad m = 1, 2,$$

and  $p_2 = 1 - p_1 = 1 - p$ ,  $q_2 = 1 - q_1 = 1 - q$ . Suppose further that  $p < q$ . We can show that the negative of the per sensor Chernoff information  $\Lambda_{0,\text{bin}}$  and the quantity  $\lambda^*$  are:

$$\begin{aligned} -C_{\text{ind}} &= \Lambda_{0,\text{bin}}(\lambda^*) \\ &= \lambda^* \log \left( \frac{q}{p} \right) + \log p + \log \left( 1 - \frac{\log \frac{q}{p}}{\log \frac{1-q}{1-p}} \right) \\ \lambda^* &= \frac{\log \frac{p}{1-p} + \log \left( \frac{\log \frac{p}{1-p}}{\log \frac{1-q}{1-p}} \right)}{\log \left( \frac{1-q}{1-p} \right) - \log \left( \frac{q}{p} \right)}. \end{aligned}$$

Further, note that:

$$\begin{aligned} \Lambda_{0,\text{bin}}(N\lambda^*) &= \log \left( p \left( \frac{q}{p} \right)^{N\lambda^*} + (1-p) \left( \frac{1-q}{1-p} \right)^{N\lambda^*} \right) \\ &\leq \log \left( \frac{q}{p} \right)^{N\lambda^*} \\ &= N\lambda^* \log \left( \frac{q}{p} \right). \end{aligned} \tag{39}$$

Also, we can show similarly that:

$$\Lambda_{0,\text{bin}}(1 - N(1 - \lambda^*)) \leq N(1 - \lambda^*) \log \left( \frac{1-p}{1-q} \right). \tag{40}$$

Combining (39) and (40), and applying Corollary 6 (equation (19)), we get that a sufficient condition for asymptotic optimality is:

$$|\log r| \geq \max \left\{ N \log \frac{1}{p} - N \log \left( 1 + \frac{\left| \log \frac{q}{p} \right|}{\left| \log \frac{1-q}{1-p} \right|} \right), N \log \frac{1}{1-q} - N \log \left( 1 + \frac{\left| \log \frac{1-q}{1-p} \right|}{\left| \log \frac{q}{p} \right|} \right) \right\}$$

We further assume a very simplified sufficient condition for optimality:

$$|\log r| \geq N \max \{ |\log p|, |\log(1-q)| \}. \tag{41}$$

Expression in (41) is intuitive. Consider, for example, the case  $p = 1/2$ , so that the right hand side in (41) simplifies to:  $N|\log(1-q)|$ . Let  $q$  vary from  $1/2$  to  $1$ . Then, as  $q$  increases, the per sensor Chernoff information increases, and the optimal centralized detector has better and better performance (error exponent.) That is, the centralized detector has a very low error probability after a very short observation interval  $k$ . Hence, for larger  $q$ , the distributed detector needs more connectivity to be able to “catch up” with the performance of the centralized detector.

Figure 5 plots the error exponent versus  $1 - r$  for Gaussian and binary distributions with equal per sensor Chernoff information, for  $N = 32$  sensors,  $C_{\text{ind}} = 5.11 \cdot 10^{-4}$ ,  $m_G^2/\sigma_G^2 = 8C_{\text{ind}}$ ,  $p = 0.1$ , and  $q = 0.12$ . We can see that, for these numerical values, the Gaussian distributed detector needs less connectivity for asymptotic optimality than the binary distributed detector, even though the corresponding centralized detectors are equivalent.

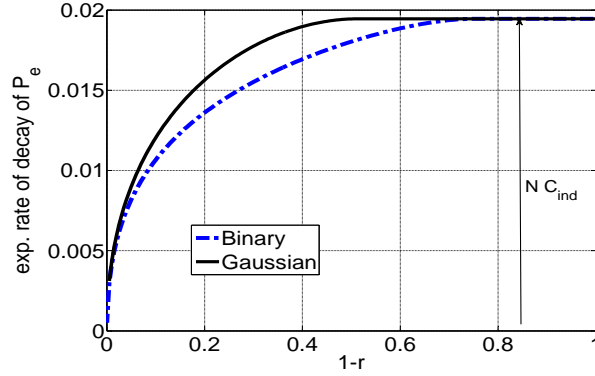


Fig. 5. Lower bound on the error exponent in (19) versus  $1 - r$ ,  $r = \lambda_2(\mathbb{E}[W^2(k)])$ , for binary and Gaussian detectors with equal per sensor Chernoff informations, for  $N = 32$  sensors,  $C_{\text{ind}} = 5.11 \cdot 10^{-4}$ ,  $m_G^2/\sigma_G^2 = 8C_{\text{ind}}$ ,  $p = 0.1$ , and  $q = 0.12$ .

## V. NON-IDENTICALLY DISTRIBUTED OBSERVATIONS

We extend Theorem 5 and Corollary 6 to the case of (independent) *non-identically* distributed observations. First, we briefly explain the measurement model and provide the definitions of the relevant quantities. As before, let  $Y_i(t)$  denote the observation of sensor  $i$  at time  $t$ ,  $i = 1, \dots, N$ ,  $t = 1, 2, \dots$

*Assumption A* The observations of sensor  $i$  are i.i.d. in time, with the following distribution:

$$Y_i(t) \sim \begin{cases} \nu_{i,1}, & H_1 \\ \nu_{i,0}, & H_0 \end{cases}, \quad i = 1, \dots, N, \quad t = 1, 2, \dots$$

(Here we assume that  $\nu_{i,1}$  and  $\nu_{i,0}$  are mutually absolutely continuous, distinguishable measures, for  $i = 1, \dots, N$ ). Further, the observations of different sensors are independent both in time and in space, i.e., for  $i \neq j$ ,  $Y_i(t)$  and  $Y_j(k)$  are independent for all  $t$  and  $k$ .

Under Assumption A, the form of the likelihood ratio test remains the same as under Assumption 1:

$$D(k) := \frac{1}{k} \sum_{t=1}^k \sum_{i=1}^N L_i(t) \underset{H_0}{\overset{H_1}{\geq}} \gamma_k,$$

where the log-likelihood ratio at sensor  $i$ ,  $i = 1, \dots, N$ , is now given by:

$$L_i(t) = \log \frac{d\nu_{i,1}}{d\nu_{i,0}}(Y_i(t)).$$

Denote by  $\Lambda_{i,0}$  the LMGF of  $L_i(t)$  under hypothesis  $H_0$ :

$$\Lambda_{i,0} : \mathbb{R} \longrightarrow (-\infty, +\infty], \quad \Lambda_{i,0}(\lambda) = \log \mathbb{E} \left[ e^{\lambda L_i(1)} | H_0 \right].$$

We assume finiteness of the LMGF's of all sensors. Assumption 2 is restated explicitly as Assumption B.

*Assumption B* For  $i = 1, \dots, N$ ,  $\Lambda_{i,0}(\lambda) < +\infty$ ,  $\forall \lambda \in \mathbb{R}$ .

For the optimal centralized likelihood ratio test detector, the best error exponent is equal to the Chernoff information of the vector of all sensors observations and can be expressed in terms of the LMGF's as:

$$\begin{aligned} C_{\text{tot}} &= \max_{\lambda \in [0,1]} \sum_{i=1}^N \Lambda_{i,0}(\lambda) \\ &= - \sum_{i=1}^N \Lambda_{i,0}(\lambda^*). \end{aligned}$$

Here,  $\lambda^*$  is the minimizer of  $\sum_{i=1}^N \Lambda_{i,0}$  over  $[0,1]$ . We are now ready to state our results on the error exponent of the consensus+innovation detector for the case of non-identically distributed observations.

*Theorem 9* Let Assumptions A, B and 3 hold and consider the distributed detector in (12). For every  $\lambda \geq 0$ , at each sensor  $i$ ,  $i = 1, \dots, N$ , we have:

$$\liminf_{k \rightarrow \infty} -\frac{1}{k} \log \alpha_i(k) \geq -\max \left\{ \sum_{i=1}^N \Lambda_{i,0}(\lambda), \max_{i=1, \dots, N} \Lambda_{i,0}(N\lambda) - |\log r| \right\} \quad (42)$$

$$\liminf_{k \rightarrow \infty} -\frac{1}{k} \log \beta_i(k) \geq -\max \left\{ \sum_{i=1}^N \Lambda_{i,1}(\lambda), \max_{i=1, \dots, N} \Lambda_{i,1}(N\lambda) - |\log r| \right\}. \quad (43)$$

*Corollary 10* Let Assumptions A, B and 3 hold and consider the distributed detector in (12). Then:

(a) At each sensor  $i$ , the error exponent is bounded from below as follows:

$$\liminf_{k \rightarrow \infty} -\frac{1}{k} \log P_{e,i}(k) \geq \begin{cases} C_{\text{tot}}, & \text{if } |\log r| \geq \text{thr}(\Lambda_{1,0}, \dots, \Lambda_{N,0}) \\ -\max\{B_0, B_1\}, & \text{otherwise,} \end{cases} \quad (44)$$



where the threshold is

$$\text{thr}(\Lambda_{1,0}, \dots, \Lambda_{N,0}) = \max \left\{ \max_{i=1, \dots, N} \Lambda_{i,0}(N\lambda^*) - \sum_{i=1}^N \Lambda_{i,0}(\lambda^*), \max_{i=1, \dots, N} \Lambda_{i,0}(1 - N(1 - \lambda^*)) - \sum_{i=1}^N \Lambda_{i,0}(\lambda^*) \right\}, \quad (45)$$

with  $\lambda^* = \arg \min_{\lambda \in \mathbb{R}} \sum_{i=1}^N \Lambda_{i,0}(\lambda)$ , and

$$B_0 = \min_{\lambda \in [0,1]} \max \left\{ \sum_{i=1}^N \Lambda_{i,0}(\lambda), \max_{i=1, \dots, N} \Lambda_{i,0}(N\lambda) - |\log r| \right\} \quad (46)$$

$$B_1 = \min_{\lambda \in [0,1]} \max \left\{ \sum_{i=1}^N \Lambda_{i,0}(1 - \lambda), \max_{i=1, \dots, N} \Lambda_{i,0}(1 - N\lambda) - |\log r| \right\} \quad (47)$$

(b) Moreover, if  $|\log r| \geq \text{thr}(\Lambda_{1,0}, \dots, \Lambda_{N,0})$ , the distributed detector (12) is asymptotically optimal at each sensor  $i$ , i.e.,

$$\lim_{k \rightarrow \infty} -\frac{1}{k} \log P_{e,i}(k) = C_{\text{tot}}.$$

Comparing Corollary 10 with Corollary 6, we can see that, under non-identically distributed observations, it is no longer possible to analytically characterize  $B_0$  and  $B_1$ . However, the objective functions in (46) and (47) are convex (by convexity of the LMGF's) and the underlying optimization variable  $\lambda$  is scalar, and, thus,  $B_0$  and  $B_1$  can be efficiently found by a one dimensional numerical optimization procedure, e.g., a subgradient algorithm [35].

*Proof of Theorem 9:* The proof of Theorem 9 mimics the proof of Theorem 5, taking into account the fact that the LMGF's of the log-likelihood ratios across sensors are different. Therefore, to prove Theorem 9, we focus only on those steps that differ from those of Theorem 5; the remainder of the proof is the same as the proof of Theorem 5. First, expression (25) that upper bounds the probability of false alarm  $\alpha_i(k)$  for the case of non-identically distributed observations becomes:

$$\begin{aligned} \mathbb{E} \left[ e^{N\lambda \sum_{t=1}^k \sum_{j=1}^N \Phi_{i,j}(k,t) L_j(t)} | H_0 \right] &= \mathbb{E} \left[ \mathbb{E} \left[ e^{N\lambda \sum_{t=1}^k \sum_{j=1}^N \Phi_{i,j}(k,t) L_j(t)} | H_0, W(1), \dots, W(k) \right] \right] \\ &= \mathbb{E} \left[ e^{\sum_{t=1}^k \sum_{j=1}^N \Lambda_{j,0}(N\lambda \Phi_{i,j}(k,t))} \right]. \end{aligned}$$

Next, we bound the sum in the exponent of the previous equation, conditioned on the event  $\mathcal{A}_s$ , for a fixed  $s$  in  $\{0, 1, \dots, k\}$ , deriving a counterpart to Lemma 7, for the case of different LMGF's.

*Lemma 11* Let Assumptions A, B, and 3 hold. Then,

(a) For any realization of the random matrices  $W(t)$ ,  $t = 1, 2, \dots, k$ :

$$\sum_{j=1}^N \Lambda_{j,0} (N\lambda \Phi_{i,j}(k, t)) \leq \max_{j=1, \dots, N} \Lambda_{j,0} (N\lambda), \quad \forall t = 1, \dots, k.$$

(b) Consider a fixed  $s$  in  $\{0, 1, \dots, k\}$ . If the event  $\mathcal{A}_s$  occurred, then, for  $i = 1, \dots, N$ :

$$\sum_{j=1}^N \Lambda_{j,0} (N\lambda \Phi_{i,j}(k, t)) \leq \sum_{j=1}^N \max \left( \Lambda_{j,0} \left( \lambda - \epsilon N \sqrt{N} \lambda \right), \Lambda_{j,0} \left( \lambda + \epsilon N \sqrt{N} \lambda \right) \right), \quad \forall t = 1, \dots, s.$$

The remainder of the proof proceeds analogously to the proof of Theorem 5. ■

*Proof of Corollary 10:* We prove part (a) of Corollary 10. Theorem 9 provides a family of bounds (parameterized by  $\lambda \geq 0$ ) on the exponents of the probabilities of false alarm  $\alpha_i(k)$  and of a miss  $\beta_i(k)$ . To obtain the best bounds, we minimize the right hand sides of (42) and (43) over  $\lambda \in [0, 1]^4$ . This minimization yields  $B_0$  and  $B_1$  from (46) and (47). The error exponent is determined by the smaller (slower) exponent between the exponents of  $\alpha_i(k)$  and  $\beta_i(k)$ . Thus, the error exponent is lower bounded by  $-\max\{B_0, B_1\}$ . To complete the proof of Corollary 10, it remains to derive the condition for optimality of the error exponent. The error exponent is optimal (and equal to  $C_{\text{tot}}$ ) if  $-\max\{B_0, B_1\} = C_{\text{tot}}$  (we recall that  $C_{\text{tot}} = -\sum_{i=1}^N \Lambda_{i,0}(\lambda^*)$ ). Condition  $B_0 = -C_{\text{tot}}$  is satisfied when

$$\sum_{i=1}^N \Lambda_{i,0}(\lambda^*) \geq \max_{i=1, \dots, N} \Lambda_{i,0}(N\lambda^*) - |\log r|,$$

or, equivalently, when

$$|\log r| \geq \max_{i=1, \dots, N} \Lambda_{i,0}(N\lambda^*) - \sum_{i=1}^N \Lambda_{i,0}(\lambda^*).$$

A similar condition can be derived for the case when  $B_1 = -C_{\text{tot}}$ , completing the proof of Corollary 10.

Part (b) of the corollary follows similarly as part (b) of Corollary 6. ■

## VI. CONCLUSION

We analyzed the large deviations performance (error exponent) of consensus+innovations distributed detection over random networks. The sensors' observations have generic (non-Gaussian) distribution, independent, not necessarily identical over space, and i.i.d. in time. Our results hold assuming that the log-moment generating functions of each sensor's log-likelihood ratio are finite. We showed that the distributed detector exhibits a phase transition behavior with respect to the speed of consensus, measured

<sup>4</sup>It can be shown, using the properties of LMGF's stated in Lemma 1, that the minimizers belong to the interval  $[0, 1]$ .

by  $|\log r|$ ,  $r = \lambda_2(\mathbb{E}[W^2(k)])$ . When  $|\log r|$  is above the threshold, the distributed detector has the same error exponent as the optimal centralized detector. We further showed that the optimality threshold depends on the type of the distribution of the sensor observations. Numerical and analytical studies illustrated this dependence for Gaussian, Laplace, and binary distributions of the sensors' observations.

## APPENDIX

We now show that Assumption 2 holds, i.e., that  $\Lambda_0(\cdot)$  is finite for any  $\lambda \in \mathbb{R}$ , if (8) and (10) hold. The other combinations for finiteness of  $\Lambda_0(\cdot)$  when 1) either (8) or (9); and 2) either (10) or (11) hold can be shown similarly, and hence, for brevity, we do not consider these cases. Assume  $m > 0$  (the case  $m < 0$  can be treated analogously), fix  $\lambda \in \mathbb{R}$  and consider:

$$\Lambda_0(\lambda) = \log \int_{y=-\infty}^{+\infty} e^{\lambda \log \frac{f_n(y-m)}{f_n(y)}} f_n(y) dy, \quad (48)$$

where we use the fact that the density under  $H_1$  is  $f_1(y) = f_n(y-m)$ , i.e.,  $f_1(\cdot)$  is the shifted density  $f_n(\cdot)$  (of the noise) under  $H_0$ . With  $f_n(y) = ce^{-g(y)}$ , (48) is rewritten as:

$$\begin{aligned} e^{\Lambda_0(\lambda)} &= c \int_{y=-\infty}^{+\infty} e^{\lambda[-g(y-m)+g(y)]} e^{-g(y)} dy \\ &= c \int_{y=-\infty}^{+\infty} e^{-g(y)} \left[ 1 - \lambda \left( 1 - \frac{g(y-m)}{g(y)} \right) \right] dy \\ &= c \int_{y=-\infty}^0 e^{-g(y)} \left[ 1 - \lambda \left( 1 - \frac{g(y-m)}{g(y)} \right) \right] dy + c \int_{y=0}^{+\infty} e^{-g(y)} \left[ 1 - \lambda \left( 1 - \frac{g(y-m)}{g(y)} \right) \right] dy. \end{aligned}$$

Now, by (8), for any  $\epsilon_1 \in (0, \infty)$ , there exists  $M_1 \in (0, \infty)$ , so that

$$((\rho_+) - \epsilon_1) y^{\tau_+} \leq g(y) \leq ((\rho_+) + \epsilon_1) y^{\tau_+}, \quad \forall y \geq M_1.$$

Further, we have that:

$$((\rho_+) - \epsilon_1) (y-m)^{\tau_+} \leq g(y-m) \leq ((\rho_+) + \epsilon_1) (y-m)^{\tau_+}, \quad \forall y \geq M_1 + m. \quad (49)$$

Also, for any  $\epsilon_2 \in (0, \infty)$ , there exists  $M_2 \in (0, \infty)$ , such that:

$$(1 - \epsilon_2)(y-m)^{\tau_+} \leq y^{\tau_+} \leq (1 + \epsilon_2)(y-m)^{\tau_+}, \quad \forall y \geq M_2. \quad (50)$$

Now, combining (49) and (50), we obtain:

$$(1 - \epsilon_2) \frac{(\rho_+) - \epsilon_1}{(\rho_+) + \epsilon_1} \leq \frac{g(y-m)}{g(y)} \leq (1 + \epsilon_2) \frac{(\rho_+) + \epsilon_1}{(\rho_+) - \epsilon_1}, \quad \forall y \geq M_3 := \max\{M_1 + m, M_2\}. \quad (51)$$

To upper bound the integral  $\int_{y=0}^{+\infty} e^{-g(y)} \left[ 1 - \lambda \left( 1 - \frac{g(y-m)}{g(y)} \right) \right] dy$ , we note that, by (51), we can choose  $M_3$  large enough, so that:

$$\left| 1 - \frac{g(y-m)}{g(y)} \right| \leq \frac{\epsilon_3}{|\lambda|}, \quad \forall y \geq M_3,$$

for arbitrary  $\epsilon_3 \in (0, 1)$ . Thus, we have:

$$\begin{aligned} \int_{y=0}^{+\infty} e^{-g(y)} \left[ 1 - \lambda \left( 1 - \frac{g(y-m)}{g(y)} \right) \right] dy &= \int_{y=0}^{M_3} e^{-g(y)} \left[ 1 - \lambda \left( 1 - \frac{g(y-m)}{g(y)} \right) \right] dy + \int_{y=M_3}^{+\infty} e^{-g(y)} \left[ 1 - \lambda \left( 1 - \frac{g(y-m)}{g(y)} \right) \right] dy \\ &\leq M_4 + \int_{y=M_3}^{+\infty} e^{-g(y)} \left[ 1 - |\lambda| \frac{\epsilon_3}{|\lambda|} \right] dy \\ &\leq M_4 + \int_{y=M_3}^{+\infty} e^{-(1-\epsilon_3)g(y)} dy \\ &\leq M_4 + M_5 < \infty. \end{aligned}$$

Finiteness of the integral  $\int_{y=-\infty}^0 e^{-g(y)} \left[ 1 - \lambda \left( 1 - \frac{g(y-m)}{g(y)} \right) \right] dy$ , using equation (10), can be proved in an analogous way. As  $\lambda \in \mathbb{R}$  is arbitrary, we conclude that  $\Lambda_0(\lambda) < +\infty$ ,  $\forall \lambda \in \mathbb{R}$ .

## REFERENCES

- [1] D. Bajović, D. Jakovetić, J. Xavier, B. Sinopoli, and J. M. F. Moura, “Distributed detection via Gaussian running consensus: Large deviations asymptotic analysis,” *IEEE Transactions on Signal Processing*, vol. 59, no. 9, pp. 4381–4396, September 2011.
- [2] S. A. Aldosari and J. M. F. Moura, “Detection in sensor networks: the saddlepoint approximation,” *IEEE Transactions on Signal Processing*, vol. 55, no. 1, pp. 327–340, January 2007.
- [3] R. Viswanathan and P. R. Varshney, “Decentralized detection with multiple sensors: Part I—fundamentals,” *Proc. IEEE*, vol. 85, no. 1, pp. 54–63, January 1997.
- [4] R. S. Blum, S. A. Kassam, and H. V. Poor, “Decentralized detection with multiple sensors: Part II—advanced topics,” *Proc. IEEE*, vol. 85, pp. 64–79, January 1997.
- [5] J. F. Chamberland and V. V. Veeravalli, “Wireless sensors in distributed detection applications,” *IEEE Signal Processing Magazine*, vol. 24, no. 3, pp. 16–25, May 2007.
- [6] J. F. Chamberland and V. V. Veeravalli, “Decentralized detection in sensor networks,” *IEEE Transactions on Signal Processing*, vol. 51, no. 2, pp. 407–416, February 2003.
- [7] —, “Asymptotic results for decentralized detection in power constrained wireless sensor networks,” *IEEE Journal on Selected Areas in Communications*, vol. 22, no. 6, pp. 1007–1015, August 2004.
- [8] D. Bajović, B. Sinopoli, and J. Xavier, “Sensor selection for event detection in wireless sensor networks,” *IEEE Transactions on Signal Processing*, vol. 59, no. 10, pp. 4938–4953, Oct. 2011.
- [9] S. Kar, S. A. Aldosari, and J. M. F. Moura, “Topology for distributed inference on graphs,” *IEEE Transactions on Signal Processing*, vol. 56, no. 6, pp. 2609–2613, June 2008.
- [10] M. Alanyali, S. Venkatesh, O. Savas, and S. Aeron, “Distributed detection in sensor networks with packet losses and finite capacity links,” *IEEE Transactions on Signal Processing*, vol. 54, no. 11, pp. 4118–4132, July 2004.

- [11] S. A. Aldosari and J. M. F. Moura, "Topology of sensor networks in distributed detection," in *ICASSP'06, IEEE International Conference on Signal Processing*, vol. 5, Toulouse, France, May 2006, pp. 1061 – 1064.
- [12] S. Kar, S. Aldosari, and J. M. F. Moura, "Topology for distributed inference on graphs," *IEEE Transactions on Signal Processing*, vol. 56, no. 6, pp. 2609–2613, June 2008.
- [13] C. G. Lopes and A. H. Sayed, "Diffusion least-mean squares over adaptive networks: formulation and performance analysis," *IEEE Transactions on Signal Processing*, vol. 56, no. 7, pp. 3122–3136, July 2008.
- [14] S. Kar, J. M. F. Moura, and K. Ramanan, "Distributed parameter estimation in sensor networks: Nonlinear observation models and imperfect communication," *IEEE Transactions on Information Theory*, 2012, accepted for publication, 51 pages. [Online]. Available: arXiv:0809.0009v1 [cs.MA]
- [15] I. D. Schizas, G. Mateos, and G. B. Giannakis, "Distributed LMS for consensus-based in-network adaptive processing," *IEEE Trans. on Signal Processing*, vol. 57, no. 6, pp. 2365–2381, June 2009.
- [16] G. Mateos, I. D. Schizas, and G. B. Giannakis, "Distributed recursive least-squares for consensus-based in-network adaptive estimation," *IEEE Trans. on Signal Processing*, vol. 57, no. 11, pp. 4583–4588, November 2009.
- [17] F. S. Cattivelli and A. H. Sayed, "Diffusion LMS strategies for distributed estimation," *IEEE Transactions on Signal Processing*, vol. 58, no. 3, pp. 1035–1048, March 2010.
- [18] —, "Distributed detection over adaptive networks based on diffusion estimation schemes," in *Proc. IEEE SPAWC '09, 10th IEEE International Workshop on Signal Processing Advances in Wireless Communications*, Perugia, Italy, June 2009, pp. 61–65.
- [19] —, "Diffusion LMS-based detection over adaptive networks," in *Proc. Asilomar Conf. Signals, Systems and Computers*, Pacific Grove, CA, October 2009, pp. 171–175.
- [20] P. Braca, S. Marano, V. Matta, and P. Willet, "Asymptotic optimality of running consensus in testing binary hypothesis," *IEEE Transactions on Signal Processing*, vol. 58, no. 2, pp. 814–825, February 2010.
- [21] F. Cattivelli and A. Sayed, "Distributed detection over adaptive networks using diffusion adaptation," *IEEE Transactions on Signal Processing*, vol. 59, no. 5, pp. 1917–1932, May 2011.
- [22] S. Kar, R. Tandon, H. V. Poor, and S. Cui, "Distributed detection in noisy sensor networks," in *Proc. ISIT 2011, International Symposium on Information Theory*, Saint Petersburg, Russia, August 2011, pp. 2856–2860.
- [23] S. S. Stanković, N. Ilić, M. S. Stanković, and K. H. Johansson, "Distributed change detection based on a consensus algorithm," to appear in the *IEEE Transactions on Signal Processing*, Digital Object Identifier: 10.1109/TSP.2011.2168219 2011.
- [24] —, "Distributed change detection based on a randomized consensus algorithm," in *ECCSC '10, 5th European Conference on Circuits and Systems for Communications*, Belgrade, Serbia, March 2010, pp. 51–54.
- [25] S. A. Kassam, *Signal Detection in Non-Gaussian Noise*. New York: Springer-Verlag, 1987.
- [26] D. Bajović, D. Jakovetić, J. Xavier, B. Sinopoli, and J. M. F. Moura, "Distributed detection over time varying networks: large deviations analysis," in *48th Allerton Conference on Communication, Control, and Computing*, Monticello, IL, Oct. 2010, pp. 302–309.
- [27] D. Jakovetić, J. M. F. Moura, and J. Xavier, "Distributed detection over noisy networks: large deviations analysis," August 2011, submitted for publication. [Online]. Available: arXiv:1108.1410v1 [cs.IT]
- [28] F. d. Hollander, *Large deviations*. Fields Institute Monographs, American Mathematical Society, 2000.
- [29] M. J. Wainwright and M. I. Jordan, "Graphical models, exponential families, and variational inference," *Foundations and Trends in Machine Learning*, vol. 1, no. 1–305, pp. 4938–4953, Oct. 2008.

- [30] T. M. Cover and J. A. Thomas, *Elements of Information Theory*. New York: John Wiley and Sons, 1991.
- [31] A. Dembo and O. Zeitouni, *Large Deviations Techniques and Applications*. Boston, MA: Jones and Barlett, 1993.
- [32] D. Jakovetić, J. Xavier, and J. M. F. Moura, “Weight optimization for consensus algorithms with correlated switching topology,” *IEEE Transactions on Signal Processing*, vol. 58, no. 7, pp. 3788–3801, July 2010.
- [33] A. F. Karr, *Probability*. New York: Springer-Verlag, 1993.
- [34] S. Boyd and L. Vandenberghe, *Convex Optimization*. Cambridge, United Kingdom: Cambridge University Press, 2004.
- [35] J.-B. H. Urruty and C. Lemarechal, *Convex Analysis and Minimization Algorithms: Part I: Fundamentals*, ser. Grundlehren der Mathematischen Wissenschaften 305, 306. Berlin, Germany: Springer-Verlag, 1993.