

Ultracold collisions between two light indistinguishable diatomic molecules: elastic and rotational energy transfer in HD+HD

Renat A. Sultanov^{*,1,2} Dennis Guster^{†,2} and S. K. Adhikari^{‡1}

¹*Instituto de Física Teórica, UNESP – Universidade Estadual Paulista, 01140 São Paulo, SP, Brazil*

²*Department of Information Systems and BCRL,
St. Cloud State University, St. Cloud, MN, USA*

(Dated: February 14, 2019)

A close coupling quantum-mechanical calculation is performed for rotational energy transfer in a HD+HD collision at very low energy, down to the ultracold temperatures: $T \sim 10^{-8}$ K. A global 6-dimensional H₂-H₂ potential energy surface is adopted from a previous work[1]. State-resolved integral cross sections $\sigma_{ij \rightarrow i'j'}(\varepsilon_{kin})$ of different quantum-mechanical rotational transitions $ij \rightarrow i'j'$ in the HD molecules and corresponding state-resolved thermal rate coefficients $k_{ij \rightarrow i'j'}(T)$ have been computed. Additionally, for comparison, H₂+H₂ calculations for a few selected rotational transitions have also been performed. The hydrogen and deuterated hydrogen molecules are treated as rigid rotors in this work. A pronounced isotope effect is identified in the cross sections of these collisions at low and ultracold temperatures.

PACS numbers:

I. INTRODUCTION

The recent creation and investigation of a quantum gas of ultracold diatomic polar molecules [2] is of great interest in many areas of atomic, molecular, optical, and chemical physics [3–7]. Research in these fields may have important future applications, for example, in quantum information processing [8–11]. From a scientific point of view the creation of the molecular quantum gas opens new doors, for instance, in the experimental and theoretical investigation of the cold and ultracold molecular scattering and chemical reactions [12–16]. It allows researchers to probe the interaction and collisional properties of different light and heavy polar molecules in the cold and ultracold regime: $T \sim 10^{-4} - 10^{-8}$ K [6, 7, 12, 17, 18]. In this regime, one can expect many shape resonances in the cross sections arising from the van der Waals force [6, 7]. For example, a resonance with a weakly bound level near zero collision energy can significantly enhance the tunneling effect through a reaction barrier. By aligning and orienting the colliding molecules, the anisotropy of the van der Waals forces enables substantial tuning of the molecular levels to create such resonances [6].

There are several investigations related to the general properties of polar molecule collisions in the ultracold quantum regime [16, 19–22]. Among these, several ultracold diatomic systems have been thoroughly investigated, e.g., O₂+O₂ [23], OH+OH [24], OD+OD [25], and at higher energies HF+HF [26–28]. Some of these diatomic molecules, as in the OH+OH and HF+HF collisions, have their own permanent dipole moments and such molecules

are called *polar molecules*. The last system (HF+HF) is of even greater interest because of the larger value of the HF molecule permanent dipole moment. In the above mentioned calculations [23, 24], the authors mostly used the dipole-dipole part of the full potential energy surface (PES) for these challenging 4-atomic systems. This is because the interaction potential energy surfaces of these systems are very complicated 6 dimensional functions of spatial coordinates and internal angles [29–31]. Therefore, it seems reasonable (as a first order approximation) to apply only the dipole-dipole model potential between polar molecules:

$$\mathcal{U}_{\vec{d}_1 \vec{d}_2}(R, \theta_1, \theta_2, \varphi_2) = \frac{d_1 d_2}{(4\pi\epsilon_0 R)^3} \left\{ \vec{v}_1 \cdot \vec{v}_2 - 3(\vec{v}_1 \cdot \hat{\vec{R}})(\vec{v}_2 \cdot \hat{\vec{R}}) \right\}. \quad (1)$$

Here, \vec{d}_1 and \vec{d}_2 are the dipole moments of the first and second molecules, \vec{v}_i is the unit vector of the orientation of the i th molecules, and \vec{R} is the distance between the center of masses of these molecules. This is shown in Fig. 1 (details of this figure are explained in Sec. II). However, at such extremely low temperatures $T \leq 10^{-8}$ K, the collisional properties of the dipolar systems may be very sensitive to all parts of the full molecular-molecular interaction. From this point of view, it would be interesting to choose a simpler system of two colliding diatomic polar molecules with a well known global PES and carry out precise quantum-mechanical calculation with the use of this potential. Further, it would also be useful to carry out the same computation for the specific system, but using only the dipole-dipole part of this interaction.

In this work, the ultracold collision between two deuterated hydrogen molecules, i.e. rotational energy transfer in HD+HD, is mainly considered. For comparison purposes H₂+H₂ is also computed. The HD molecule has a small but permanent dipole moment

*rasultanov@stcloudstate.edu (r.sultanov2@yahoo.com)

†dcguster@stcloudstate.edu

‡adhikari@ift.unesp.br; http://www.ift.unesp.br/users/adhikari

$|\vec{d}| = (8.5 \pm 0.5) \times 10^{-5}$ D [32]. It can be considered as a light polar molecule too. From a theoretical point of view this system is interesting because its PES can be derived from the much-studied $\text{H}_2 + \text{H}_2$ system by adjusting the coordinate of the HD-molecule center of mass. Once the symmetry is broken in $\text{H}_2 - \text{H}_2$ by replacing the H with a D atom in each H_2 we have the precise HD-HD PES. This potential has all the parts of the full HD-HD interaction including its dipole-dipole part. Moreover, a comparison with the non polar $\text{H}_2 + \text{H}_2$ system is also possible and can be useful. The HD and H_2 molecules are treated as rigid monomer rotors in this work, so therefore we ignore the vibrational degrees of freedom of these molecules.

Because of the small reduced mass and large rotational-energy spacing in the HD-HD system, the number of states required in the basis set for an accurate quantum-mechanical calculation should be relatively small. HD+HD has widely spaced rotational-energy levels and because of the strong anisotropy of the intermolecular potential has relatively large rotational-energy transition probabilities. Since HD is a light molecule it can be manipulated easily by an external electrical field and also, the laser cooling of this diatomic molecule seems possible. This means that the system is of experimental interest.

Surprisingly, such a fundamental and attractive quantum 4-atomic system has not received substantial attention in previous experimental and theoretical investigations. Several molecular-beam studies of HD+HD involve the measurement of a few rotational probabilities [33], integral cross sections for unresolved internal [34], and rotational energy transfer rates [35, 36]. Nevertheless, there are only a few calculations dealing with the rotational excitation in the HD+HD collision, i.e. an early modified-wave-number calculation by Takayanagi [37], semiclassical calculations by Gelb and Alper [38], and Cacciatore and Billing [39].

Hydrogen isotope effects have often attracted considerable attention [40]. In this work we carry out such consideration within the HD+HD and $\text{H}_2 + \text{H}_2$ systems at high, low and ultracold temperatures. In the next section we will briefly represent the quantum-mechanical approach, that is used in this work and the PES. Sec. III shows our numerical results for both HD+HD and $\text{H}_2 + \text{H}_2$ collisions. Additionally in this section, we briefly discuss our numerical convergence results. Sec. IV includes conclusions.

II. METHOD: QUANTUM DYNAMICS

In this section we will briefly represent the close-coupling quantum-mechanical approach used in this study to calculate the cross sections and thermal rate coefficients of hydrogen-hydrogen collisions. The Schrödinger equation for an (12) + (34) collision in the center of a mass frame, where (12) and (34) are linear

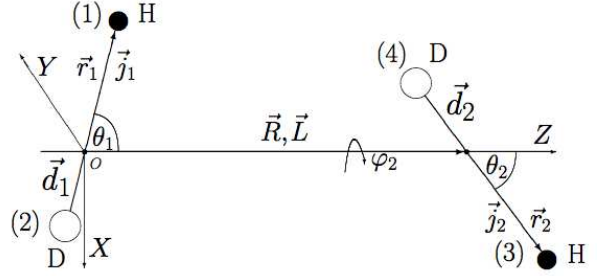


FIG. 1: Four-atomic system (12) + (34) or HD+HD, where H is a hydrogen atom and D is deuterium, represented by few-body Jacobi coordinates: \vec{r}_1 , \vec{r}_2 , and \vec{R} . The \vec{d}_1 and \vec{d}_2 vectors are the dipole moments of the diatomic molecules. The vector \vec{R} connects the center of masses of the two HD molecules and is directed over the axis OZ , θ_1 is the angle between \vec{r}_1 and \vec{R} , θ_2 is the angle between \vec{r}_2 and \vec{R} , φ_2 is the torsional angle, \vec{j}_1 , \vec{j}_2 , and \vec{L} are quantum angular momenta over the corresponding Jacobi coordinates \vec{r}_1 , \vec{r}_2 , and \vec{R} .

rigid rotors is [41, 42]:

$$\left(\frac{P_{\vec{R}}^2}{2M_{12}} + \frac{L_{\hat{r}_1}^2}{2\mu_{1(2)}} + \frac{L_{\hat{r}_2}^2}{2\mu_{2(3)}} + V(\vec{r}_1, \vec{r}_2, \vec{R}) - E \right) \times \Psi(\hat{r}_1, \hat{r}_2, \vec{R}) = 0, \quad (2)$$

where $P_{\vec{R}}$ is the relative momentum operator, \vec{R} is the relative position vector, M_{12} is the reduced mass of the pair $M_{12} = (m_1 + m_2)(m_3 + m_4)/(m_1 + m_2 + m_3 + m_4)$, $\mu_{1(2)}$ are reduced masses of the targets: $\mu_{1(2)} = m_{1(3)}m_{2(4)}/(m_{1(3)} + m_{2(4)})$, $\hat{r}_{1(2)}$ are the angles of orientation of rotors (12) and (34), respectively, J is total angular momentum quantum number and M is its projection onto the space fixed z axis, E is the total center-of-mass energy and $V(\vec{r}_1, \vec{r}_2, \vec{R})$ is the potential energy surface for the four atomic system (12) + (34). The system is shown in Fig. 1. Basically, the PESs of the $\text{H}_2 - \text{H}_2$ and the HD-HD systems are same. However, there is a small but important difference. To obtain the HD-HD PES from the existing $\text{H}_2 - \text{H}_2$ surface [1] one needs to appropriately shift the center of mass in the hydrogen molecules (H_2). The usual rigid rotor model [41, 43–46] has also been applied in astrophysical calculations of different atom and diatomic-molecule collisions or two diatomic-molecule collisions at low temperatures: $T < 2000$ K. For the considered range of kinetic energies within ultracold collisions of this work the model is justified.

The eigenfunctions of the operators $L_{\hat{r}_{1(2)}}$ in Eq. (2) are simple spherical harmonics $Y_{j_i m_i}(\hat{r})$. To solve Eq. (2) the following expansion is used [41]:

$$\Psi(\hat{r}_1, \hat{r}_2, \vec{R}) = \sum_{JM j_1 j_2 j_{12} L} \frac{U_{j_1 j_2 j_{12} L}^{JM}(\vec{R})}{R} \times \phi_{j_1 j_2 j_{12} L}^{JM}(\hat{r}_1, \hat{r}_2, \vec{R}), \quad (3)$$

where channel expansion functions are

$$\phi_{j_1 j_2 j_{12} L}^{JM}(\hat{r}_1, \hat{r}_2, \vec{R}) = \sum_{m_1 m_2 m_{12} m} C_{j_1 m_1 j_2 m_2}^{j_{12} m_{12}} C_{j_{12} m_{12} L m}^{JM} \times Y_{j_1 m_1}(\hat{r}_1) Y_{j_2 m_2}(\hat{r}_2) Y_{L m}(\hat{R}), \quad (4)$$

with $j_1 + j_2 = j_{12}$, $j_{12} + L = J$, m_1, m_2, m_{12} and m the projections of j_1, j_2, j_{12} and L respectively.

Substitution of Eq. (3) into (2) provides a set of coupled second order differential equations for the unknown radial functions $U_{\alpha}^{JM}(R)$

$$\left(\frac{d^2}{dR^2} - \frac{L(L+1)}{R^2} + k_{\alpha}^2 \right) U_{\alpha}^{JM}(R) = 2M_{12} \sum_{\alpha'} \int \langle \phi_{\alpha'}^{JM}(\hat{r}_1, \hat{r}_2, \vec{R}) | V(\vec{r}_1, \vec{r}_2, \vec{R}) | \phi_{\alpha}^{JM}(\hat{r}_1, \hat{r}_2, \vec{R}) \rangle > U_{\alpha'}^{JM}(R) d\hat{r}_1 d\hat{r}_2 d\hat{R}, \quad (5)$$

where $\alpha \equiv (j_1 j_2 j_{12} L)$. We apply the hybrid modified log-derivative-Airy propagator in the general purpose scattering program MOLSCAT [47] to solve the coupled Eqs. (5). Additionally, we have tested other propagator schemes included in MOLSCAT. Our calculations revealed that other propagators can also produce quite stable results.

Boothroyd *et al.* (BMKP) [1] constructed a global six-dimensional PES for two hydrogen molecules, especially to represent the whole interaction region of the chemical reaction dynamics of the four-atomic system and to provide an accurate estimate of the van der Waals well. The ground state and a few excited-state energies were calculated. In the six-dimensional configuration space of the four atomic system the conical intersection forms a complicated three-dimensional hyper surface. The new potential fits the van der Waals well to an accuracy within about 5% [1]. In our calculation of the BMKP PES for H_2+H_2 the bond length was fixed at 1.449 a.u. or $r(H_2)=0.7668 \text{ \AA}$ as in the Diep and Johnson (DJ) PES [48]. In the case of the HD+HD calculation the bond length of HD was adopted at $r(HD) = 0.7631 \text{ \AA}$.

The log-derivative matrix of the wave function is propagated to large R -intermolecular distances, since all experimentally observable quantum information about the collision is contained in the asymptotic behavior of functions $U_{\alpha}^{JM}(R \rightarrow \infty)$. The numerical results are matched to the known asymptotic solution to derive the physical scattering S -matrix

$$U_{\alpha}^J \underset{R \rightarrow +\infty}{\sim} \delta_{\alpha\alpha'} e^{-i(k_{\alpha\alpha} R - (l\pi/2))} - \left(\frac{k_{\alpha\alpha}}{k_{\alpha\alpha'}} \right)^{1/2} S_{\alpha\alpha'}^J \times e^{-i(k_{\alpha\alpha'} R - (l'\pi/2))}, \quad (6)$$

where $k_{\alpha\alpha'} = [2M_{12}(E + E_{\alpha} - E_{\alpha'})]^{1/2}$ is the channel wave number, $E_{\alpha(\alpha')}$ are rotational channel energies and E is the total energy in the (1234) system. The method was used for each partial wave until a converged cross section was obtained.

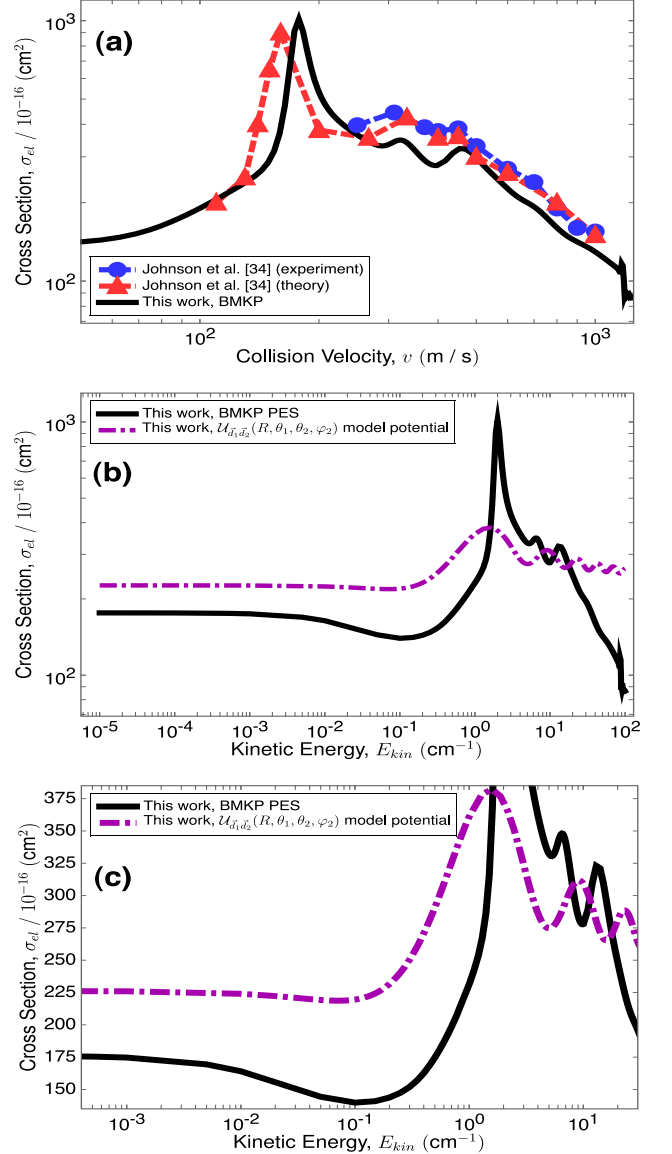


FIG. 2: (Color online) Panel (a): integral cross sections for the HD+HD elastic scattering computed with the modified BMKP PES [1] together with the experimental and theoretical data from work [34]. Panel (b): the same results as in panel (a) but for a wider range of collision energies from the very low 10^{-5} cm^{-1} to higher 10^2 cm^{-1} together with the results calculated with the model dipole-dipole potential Eq. (1). Panel (c) represents cross sections same as in panel (b) but in more detail.

Cross sections for rotational excitation and relaxation can be obtained directly from the S -matrix. In particular the cross sections for excitation from $j_1 j_2 \rightarrow j'_1 j'_2$ summed over the final $m'_1 m'_2$ and averaged over the initial $m_1 m_2$ are given by

$$\sigma(j'_1, j'_2; j_1 j_2, \varepsilon) = \sum_{J j_{12} j'_{12} L L'} \frac{\pi(2J+1)}{(2j_1+1)(2j_2+1)k_{\alpha\alpha'}}$$

TABLE I: Rotational channel energies in the two hydrogen systems: a). HD + HD and b). *para*-H₂ + *para*-H₂

| a). HD(<i>j</i> ₁)+HD(<i>j</i> ₂) | | | | | b). <i>para</i> -H ₂ (<i>j</i> ₁)+ <i>para</i> -H ₂ (<i>j</i> ₂) | | | | |
|---|-----------------------|------------------------|------------------------------|---|--|-----------------------|------------------------|------------------------------|--|
| <i>j</i> ₁ | <i>j</i> ₂ | <i>j</i> ₁₂ | <i>ν</i> _{<i>a</i>} | $\epsilon_{j_1 j_2}^{HD}(\nu_a), \text{ cm}^{-1}$ | <i>j</i> ₁ | <i>j</i> ₂ | <i>j</i> ₁₂ | <i>ν</i> _{<i>b</i>} | $\epsilon_{j_1 j_2}^{H_2}(\nu_b), \text{ cm}^{-1}$ |
| 0 | 0 | 0 | 1 | 0.0 | 0 | 0 | 0 | 1 | 0.0 |
| 0 | 1 | 1 | 2 | 89.4 | 0 | 2 | 2 | 2 | 364.8 |
| 0 | 2 | 2 | 3 | 268.2 | 0 | 4 | 4 | 3 | 1216.0 |
| 1 | 1 | 0 | 4 | 178.8 | 2 | 2 | 0 | 4 | 729.6 |
| 1 | 1 | 1 | 4 | 178.8 | 2 | 2 | 1 | 4 | 729.6 |
| 1 | 1 | 2 | 4 | 178.8 | 2 | 2 | 2 | 4 | 729.6 |
| | | | | | 2 | 2 | 3 | 4 | 729.6 |
| | | | | | 2 | 2 | 4 | 4 | 729.6 |
| 1 | 2 | 1 | 5 | 357.6 | 2 | 4 | 2 | 5 | 1580.8 |
| 1 | 2 | 2 | 5 | 357.6 | 2 | 4 | 3 | 5 | 1580.8 |
| 1 | 2 | 3 | 5 | 357.6 | 2 | 4 | 4 | 5 | 1580.8 |
| | | | | | 2 | 4 | 5 | 5 | 1580.8 |
| | | | | | 2 | 4 | 6 | 5 | 1580.8 |
| 2 | 2 | 0 | 6 | 536.4 | 4 | 4 | 0 | 6 | 2432.0 |
| 2 | 2 | 1 | 6 | 536.4 | 4 | 4 | 1 | 6 | 2432.0 |
| 2 | 2 | 2 | 6 | 536.4 | 4 | 4 | 2 | 6 | 2432.0 |
| 2 | 2 | 3 | 6 | 536.4 | 4 | 4 | 3 | 6 | 2432.0 |
| 2 | 2 | 4 | 6 | 536.4 | 4 | 4 | 4 | 6 | 2432.0 |
| | | | | | 4 | 4 | 5 | 6 | 2432.0 |
| | | | | | 4 | 4 | 6 | 6 | 2432.0 |
| | | | | | 4 | 4 | 7 | 6 | 2432.0 |
| | | | | | 4 | 4 | 8 | 6 | 2432.0 |

$$\times |\delta_{\alpha\alpha'} - S^J(j'_1, j'_2, j'_{12}L'; j_1, j_2, j_{12}, L; E)|^2. \quad (7)$$

The kinetic energy is $\varepsilon = E - B_1 j_1(j_1 + 1) - B_2 j_2(j_2 + 1)$, where $B_{1(2)}$ are the rotation constants of rigid rotors (12) and (34) respectively.

The relationship between the rate coefficient $k_{j_1 j_2 \rightarrow j'_1 j'_2}(T)$ and the corresponding cross section $\sigma_{j_1 j_2 \rightarrow j'_1 j'_2}(\varepsilon)$ can be obtained through the following weighted average

$$k_{j_1 j_2 \rightarrow j'_1 j'_2}(T) = \frac{8k_B T}{\pi\mu} \frac{1}{(k_B T)^2} \int_{\varepsilon_s}^{\infty} \sigma_{j_1 j_2 \rightarrow j'_1 j'_2}(\varepsilon) \times e^{-\varepsilon/k_B T} \varepsilon d\varepsilon, \quad (8)$$

where k_B is Boltzmann constant, μ is reduced mass of the molecule-molecule system and ε_s is the minimum kinetic energy for the levels j_1 and j_2 to become accessible.

III. RESULTS

In this section our numerical results for rotational transitions in HD+HD collision and *para*/*para*-hydrogen molecules are presented. We carry out state-to-state

comparison between these two collisions for selected rotational transitions in the HD and H₂ molecules. Specifically the following rotational energy transfer processes are considered:

$$\text{HD}(j_1) + \text{HD}(j_2) \rightarrow \text{HD}(j'_1) + \text{HD}(j'_2) \quad (9)$$

and

$$\text{H}_2(j_1) + \text{H}_2(j_2) \rightarrow \text{H}_2(j'_1) + \text{H}_2(j'_2). \quad (10)$$

At first look one might expect that the scattering outputs of these two collisions (9) and (10) should be close to each other. This is because the PESs of H₂-H₂ and HD-HD are almost the same six-dimensional functions of the H₄ 4-atomic system coordinates. This fact follows from the general idea of the Born-Oppenheimer model [49] and simple theoretical atom-molecular consideration. Therefore, the two processes (9) and (10) should lead to similar results. At the same time the HD and H₂ molecules have different rotational constants. This difference is not dramatic: the rotational constant of H₂ is $B_e(\text{H}_2) = 60.8 \text{ cm}^{-1}$, but the same parameter for HD is $B_e(\text{HD}) = 44.7 \text{ cm}^{-1}$. The H₂ molecule is a symmetrical one and does not have a dipole moment. On the other hand, the HD molecule has a small but permanent dipole moment[32].

TABLE II: Comparison between different but "corresponding" ($\nu_a = \nu_b$) state-resolved cross-sections (\AA^2) in the HD + HD and *para*-H₂ + *para*-H₂ collisions at ultracold $T = 1.439 \cdot 10^{-8}$ K and very high $T = 14390.0$ K temperatures.

| HD(j_1)+HD(j_2) \rightarrow HD(j'_1) + HD(j'_2) | | | | | | | H ₂ (j_1) + H ₂ (j_2) \rightarrow H ₂ (j'_1) + H ₂ (j'_2) | | | | | | |
|---|--------------------------------|-------|-------|--------|--------|---|---|-------|-------|--------|--------|--|--|
| $E_{kin}, \text{ K}$ | $\epsilon_{j_1 j_2}^{HD}(\nu)$ | j_1 | j_2 | j'_1 | j'_2 | $\sigma_{j_1 j_2 \rightarrow j'_1 j'_2}^{HD}$ | $\epsilon_{j_1 j_2}^{H_2}(\nu)$ | j_1 | j_2 | j'_1 | j'_2 | $\sigma_{j_1 j_2 \rightarrow j'_1 j'_2}^{H_2}$ | |
| 1.439×10^{-8} | 89.4 | 0 | 1 | 0 | 0 | 1.00×10^5 | 364.8 | 0 | 2 | 0 | 0 | 0.65×10^2 | |
| | | 0 | 0 | 0 | 1 | 3.34×10^{-5} | | 0 | 0 | 0 | 2 | 0.89×10^{-8} | |
| | 178.8 | 1 | 1 | 0 | 1 | 1.94×10^4 | 729.6 | 2 | 2 | 0 | 2 | 2.06×10^2 | |
| | | 1 | 1 | 0 | 0 | 0.50×10^4 | | 2 | 2 | 0 | 0 | 17.8 | |
| | 536.4 | 2 | 2 | 1 | 1 | 0.52×10^4 | 2432.0 | 4 | 4 | 2 | 2 | 2.31 | |
| | | 2 | 2 | 0 | 2 | 0.55×10^3 | | 4 | 4 | 0 | 4 | 1.12 | |
| | | 2 | 2 | 0 | 1 | 0.94×10^3 | | 4 | 4 | 0 | 2 | 0.50×10^{-1} | |
| | | 2 | 2 | 0 | 0 | 1.28×10^2 | | 4 | 4 | 0 | 0 | 1.94×10^{-3} | |
| 1.439×10^4 | 89.4 | 0 | 1 | 0 | 0 | 0.60 | 364.8 | 0 | 2 | 0 | 0 | 0.25 | |
| | | 0 | 0 | 0 | 1 | 1.78 | | 0 | 0 | 0 | 2 | 1.18 | |
| | 357.6 | 1 | 2 | 1 | 1 | 1.07 | 1580.8 | 2 | 4 | 2 | 2 | 0.44 | |
| | | 1 | 2 | 0 | 2 | 0.57 | | 2 | 4 | 0 | 4 | 0.374 | |

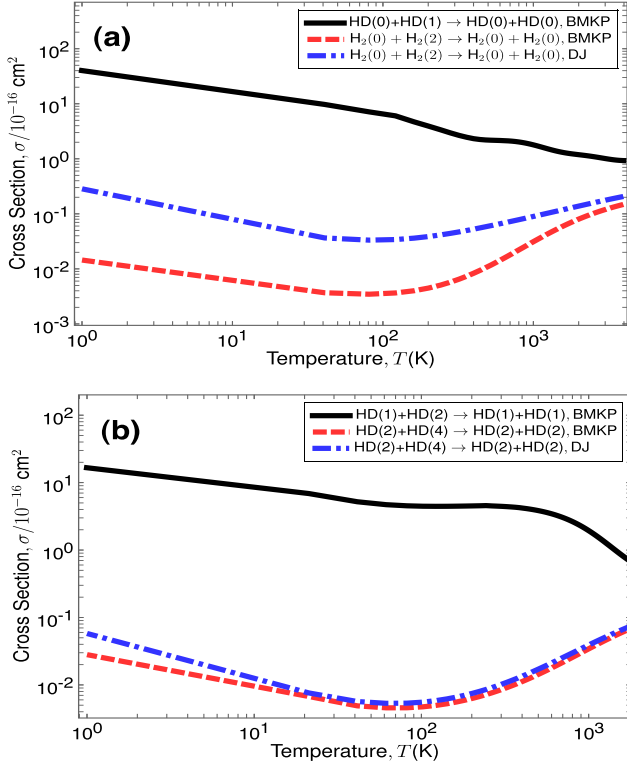


FIG. 3: (Color online) Panel (a): inelastic scattering integral cross sections for HD(0) + HD(1) \rightarrow HD(0) + HD(0) and H₂(0) + H₂(2) \rightarrow H₂(0) + H₂(0). Panel (b): HD(1) + HD(2) \rightarrow HD(1) + HD(1) and H₂(2) + H₂(4) \rightarrow H₂(2) + H₂(2).

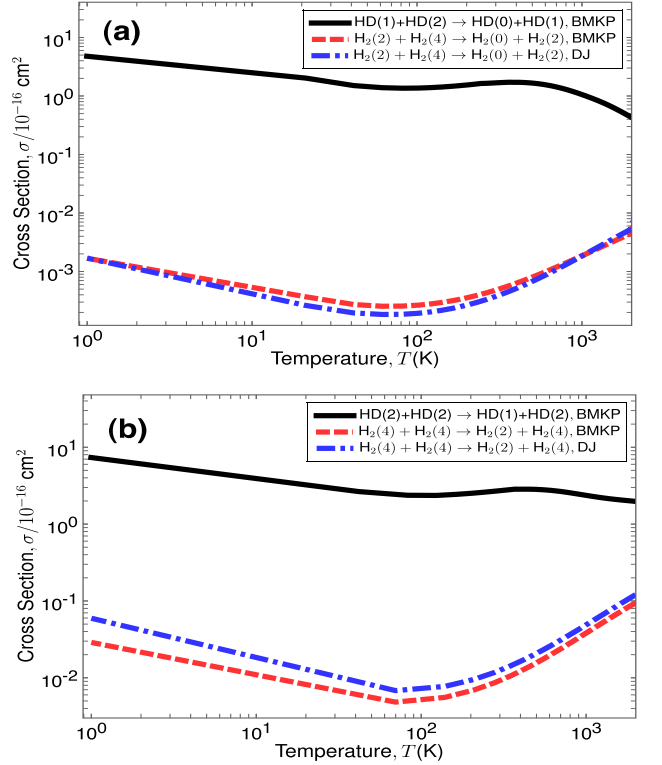


FIG. 4: (Color online) Panel (a): inelastic scattering integral cross sections for HD(1) + HD(2) \rightarrow HD(0) + HD(1) and H₂(2) + H₂(4) \rightarrow H₂(0) + H₂(2). Panel (b): HD(2) + HD(2) \rightarrow HD(1) + HD(2) and H₂(4) + H₂(4) \rightarrow H₂(2) + H₂(4).

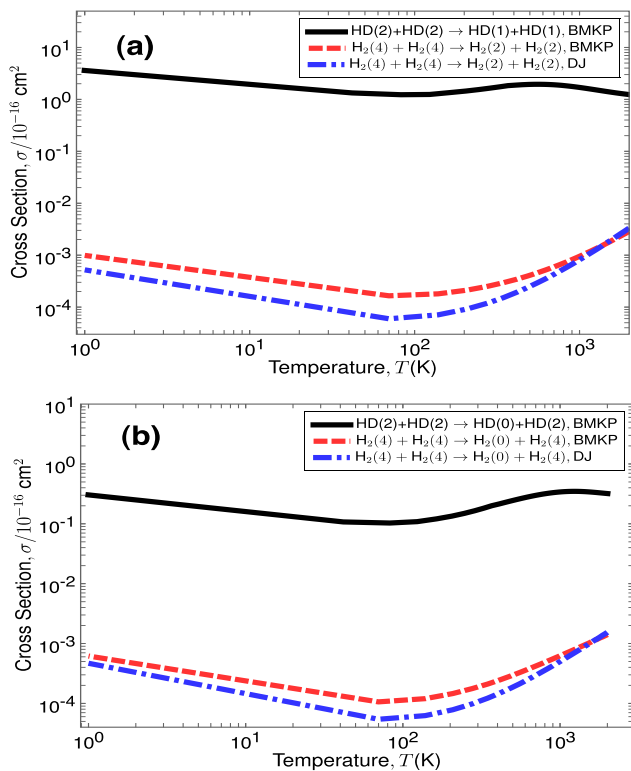


FIG. 5: (Color online) Panel (a): inelastic scattering integral cross sections for $\text{HD}(2) + \text{HD}(2) \rightarrow \text{HD}(1) + \text{HD}(1)$ and $\text{H}_2(4) + \text{H}_2(4) \rightarrow \text{H}_2(2) + \text{H}_2(2)$. Panel (b): $\text{HD}(2) + \text{HD}(2) \rightarrow \text{HD}(0) + \text{HD}(2)$ and $\text{H}_2(4) + \text{H}_2(4) \rightarrow \text{H}_2(0) + \text{H}_2(4)$.

In this work all the above facts are used in comparing two different molecular hydrogen-hydrogen collisions to reveal and better understand the physical essence of the long-distance dipole-dipole interaction between two light molecules from extremely low temperatures $T \sim 10^{-8}$ K to very high energy collisions: up to 14,000 K. It is shown, that the two collisions can have rather different scattering outputs at low energies. This is not just because the H_2 and HD molecules have different rotational constants and rotational spectrum, but rather because they have different dipole moments. Collisional properties of these systems are expected to be highly sensitive to dipole moments, particularly at lower collision energies. The HD+HD collision could be a benchmark four-atomic system and serve as a relatively simple molecular dipole-dipole elastic or inelastic scattering example with a well known full dimensional PES. This simple system has only four electrons. Further, the HD molecule consists of two nonidentical atoms which are in a covalent bond. In covalent bonding the spins of the electrons are antiparallel. The interaction of one of the nuclei, H^+ or D^+ , with its own electron leads to a quantum configuration where the spin of its electron is oriented antiparallel to the spin of the nucleus, i.e. H^+ or D^+ . Thus, the spins of H^+ and D^+ are antiparallel. Because the spin

of H^+ is $I_1 = -1/2$ and the spin of D^+ is $I_2 = 1$ the resulting spin of the HD molecule nucleus is $I_{12} = 1/2$. This value has been adopted in the current calculation, although there may be other possible values. The processes (9) and (10) are collisions between two indistinguishable diatomic molecules. This fact is also taken into account in this computation through an appropriate quantum-mechanical symmetrization of the system total wave function.

A. Comparison between HD+HD and H_2+H_2 state-selected integral cross sections

The precise HD-HD PES can be derived from the $\text{H}_2\text{-H}_2$ surface by adjusting, i.e. shifting, the coordinates of the center of masses of the two H_2 molecules to the center of masses of the HD molecules. Once the symmetry is broken in $\text{H}_2\text{-H}_2$ by replacing the H with the D atoms in the two H_2 molecules we obtain the full HD-HD PES. The new potential will possess all parts of the HD-HD interaction including the long-range dipole-dipole forces. Therefore, it will be interesting to consider two systems, which are not very different like HD+HD and H_2+H_2 , especially when one of the systems has a long-range dipole-dipole interaction. Such consideration can help us to better understand the effect of a molecular dipole moment on collisional properties at low and ultra-low temperatures.

In this work a large number of test calculations have been done to secure the convergence of the results with respect to all parameters that enter into the propagation of the Schrödinger equation (2). This includes the intermolecular distance R , the total angular momentum J of the four atomic system, the number of rotational levels N_{lvl} to be included in the close coupling expansion and some others, see the MOLSCAT manual [47]. We reached convergence for the integral cross sections, $\sigma(E_{kin})$, in all cases. However, it was particularly difficult to achieve convergence on the parameter R in both cases. For the applied BMKP PES we used $R_{min} = 2$ Å to $R_{max} = 50$ Å. We also applied a few different propagators included in the MOLSCAT program. In a previous paper we showed a detailed convergence test result for the H_2+H_2 collision[45]. The same numerical convergence has been achieved in this work.

Table I represents the rotational channel energies in the HD-HD and *para*- H_2 -*para*- H_2 systems. This is a comparative table of the rotational spectra of these two quantum systems. The first five columns from the left represent HD-HD and the other five columns represent the *para*- H_2 -*para*- H_2 system: j_1 and j_2 are the quantum orbital momenta of the HD and H_2 molecules, $\vec{j}_{12} = \vec{j}_1 + \vec{j}_2$, i.e. $|j_1 - j_2| \leq j_{12} \leq j_1 + j_2$, the index $\nu_{a(b)}$ counts for the current number of the degenerate rotational levels in HD and H_2 respectively. The values of the rotational energy levels are shown in cm^{-1} . The goal of this work is to investigate the ultracold regime in HD+HD, cal-

culate its rotational energy transfer cross sections and thermal rate coefficients, and to carry out comparison with the corresponding (when $\nu_a = \nu_b$ (see Table I)) rotational transitions in another hydrogen-hydrogen collision: *para*-H₂-*para*-H₂. This comparison can help to reveal the physical role of the dipole-dipole interaction at low and higher energies. For example, one could estimate the value of the interaction contribution to the scattering outputs.

There are two slightly different determinations [50] of the rotational cross sections in the case of collisions between two indistinguishable diatomic molecules, for example HD(j_1)+HD(j_2)→HD(j'_1)+HD(j'_2). According to Green [41] and [47] the cross section for the rotational transition $j_1 j_2 \rightarrow j'_1 j'_2$ is: $\sigma \sim (1 + \delta_{j_1 j_2})(1 + \delta_{j'_1 j'_2})$. However, in [51] the same cross section has been defined as $\sigma \sim (1 + \delta_{j_1 j_2} \delta_{j'_1 j'_2})$. It is seen that the two cross sections coincide when $j_1 \neq j_2$ and $j'_1 \neq j'_2$. However, for other combinations of the rotational quantum numbers, namely when $j_1 = j_2$ and/or $j'_1 = j'_2$ the cross section calculated in accord with Refs. [41, 47] is two times larger than the cross section from Ref. [51]. This has been taken into account in our calculations with the MOLSCAT program [47], i.e. for the integral cross sections $\sigma(j'_1 j'_2; j_1 j_2, \epsilon)$ from Eq. (7) the following pre-factor $[(1 + \delta_{j_1 j_2})(1 + \delta_{j'_1 j'_2})]^{-1}$ has been adopted.

First, let us turn to the HD+HD elastic scattering. Fig. 2 panel (a) represents results of this work computed with the modified BMKP PES [1] together with the corresponding data (experiment/theory) from relatively old paper [34]. As can be seen all these cross sections are in a satisfactory agreement with each other. This test calculation reveals the reliability of the modified BMKP PES, the computer program and the numerical convergence. Fig. 2 panel (b) shows the same as in panel (a) our results (solid line) but for a wider range of kinetic energies, specifically from 10^{-5} cm^{-1} to 10^2 cm^{-1} . Additionally, the panel also represents the same cross section but calculated with the model dipole-dipole potential Eq. (1) between the HD molecules (broken line). Finally, Fig. 2 panel (c) shows the same results as in (b) but in more detail, for better examination. One can see that at low and very low energies the general forms of the cross sections are rather close to each other with the exception of the shape resonance at collision energy $\sim 2.0 \text{ cm}^{-1}$. The small oscillations in the cross sections in the energy range from 4 cm^{-1} to 11 cm^{-1} are also seen. In such a way it was verified, that the inclusion of the only simple dipole-dipole interaction part of the full HD-HD PES, i.e. the expression (1) into the Schrödinger equation (2) is a fairly acceptable first order approximation in the low energy scattering calculations. Moreover, the HD+HD scattering length which is computed from the full HD-HD PES is:

$$a_0 = \sqrt{\frac{\sigma_{el}(\epsilon \rightarrow 0)}{\pi}} = 7.488 \times 10^{-8} \text{ cm}, \quad (11)$$

where $\sigma_{el}(\epsilon \rightarrow 0) = \pi a_0^2$ is the elastic scattering cross

section taken from the results of Fig. 2 panel (b), when the collision energy ϵ is going to zero. The same scattering parameter computed from the model potential (1) is as follows:

$$a_0 = 8.486 \times 10^{-8} \text{ cm}. \quad (12)$$

One can see that the two results are fairly close to each other. The difference between these two results is only about 10%. Finally in this paragraph, the model potential (1) is widely used in low energy calculations of different quantum-mechanical systems with participation of polar molecules, see for example works [10, 16, 52].

In Table II few selected state-to-state cross sections for the HD+HD and H₂+H₂ collisions are presented. Here we compare results for few specific rotational excitation and de-excitation integral cross sections at only two values of kinetic energy, namely at ultracold $T_1 \sim 10^{-8} \text{ K}$ and at very high collision energy, i.e. $T_2 \sim 14,000 \text{ K}$. At low temperatures the HD+HD cross section could be larger by three to four orders of magnitude, whereas at high temperature the two cross sections are of the same order. Figures 3, 4 and 5 in the (a) and (b) plots represent a few specific state-selected rotational transition cross sections in collisions (9) and (10). It is useful to see the corresponding cross sections together on a single plot, that is when $\nu_a = \nu_b$. For example, in Fig. 2 the upper plot shows the rotational transition cross sections from the first excited states of the HD and H₂ molecules, i.e. we consider HD(0) + HD(1) → HD(0) + HD(0) and H₂(0) + H₂(2) → H₂(0) + H₂(0) for a wide range of kinetic energies: from 1 K to up to 4000 K. In the case of H₂+H₂ we carry out computations with two different PESs, e.g., with the BMKP PES [1] and with the Diep-Johnson (DJ) H₂-H₂ PES from Ref. [48]. The last one was formulated for fixed equilibrium distances between the hydrogen atoms in each H₂ molecule. Thereby, this is a 4-dimensional surface which includes only the distance between the center of masses of the two H₂ molecules, two polar angles θ_1 and θ_2 , and a torsional angle ϕ_{12} [48]. However, in the case of HD+HD, when we need to modify the H₂-H₂ PES, we have to shift the center of mass in each of the H₂ molecules. It would be very difficult to apply the H₂-H₂ DJ PES to HD+HD scattering. The necessary coordinate between the H atoms simply does not exist in the formulation of this potential.

In Ref. [53] it was shown that for a specific excitation rotational transition in the H₂+H₂ inelastic scattering, e.g., in H₂(0) + H₂(0) → H₂(0) + H₂(2), the BMKP PES provides an incorrect cross section when compared to the DJ potential. The comparison was also carried out with available experimental data [54]. Nevertheless, the BMKP PES has been applied to the important (astrophysical) *o*-/*p*-H₂+HD inelastic scattering problem [55, 56]. Therefore, here we also decided to apply the BMKP PES to the HD+HD scattering problem. Moreover, as we shall see below for the considered de-excitation processes for H₂+H₂ the BMKP and the DJ PESs provide similar results with the exceptions shown

in Fig. 2, plot (a).

One can see that at lower energies the difference in the cross sections is very large, it is more than two orders of magnitude at 1 K. However at higher energies the cross sections become close to each other. The same results have been obtained for other transition states when we considered other initial rotational excited states in the HD and H_2 molecules. Further, in (b) plot of Fig. 2 we show integral cross sections of the following processes: $HD(1) + HD(2) \rightarrow HD(1) + HD(1)$ and $H_2(2) + H_2(4) \rightarrow H_2(2) + H_2(2)$. In these cases we also obtained similar results, i.e. at lower temperatures ~ 1 K the cross section in HD+HD is more than two orders of magnitude higher than the cross section of the H_2+H_2 collision.

Our other results for the integral cross section are shown on the Figs. 4 and 5, corresponding plots (a) and (b). The following processes are presented: $HD(1) + HD(2) \rightarrow HD(0) + HD(1)$ and $H_2(2) + H_2(4) \rightarrow H_2(0) + H_2(2)$ on Fig. 4 plot (a), and $HD(2) + HD(2) \rightarrow HD(1) + HD(2)$ and $H_2(4) + H_2(4) \rightarrow H_2(2) + H_2(4)$ in Fig. 4, plot (b). It is seen in plot (a) that the difference between the HD+HD and H_2+H_2 cross sections at $T \sim 1$ K can reach the value of 10^4 . In the case of plot (b) the difference is about 10^3 . In Fig. 5 we show results for other rotational transitions: $HD(2) + HD(2) \rightarrow HD(1) + HD(1)$ and $H_2(4) + H_2(4) \rightarrow H_2(2) + H_2(2)$ plot (a) and $HD(2) + HD(2) \rightarrow HD(0) + HD(2)$ and $H_2(4) + H_2(4) \rightarrow H_2(0) + H_2(4)$ plot (b). Again, in both cases the difference at 1 K can reach value of 10^4 .

In conclusion, based on the Born-Oppenheimer model treatment the HD+HD and H_2+H_2 have similar PESs. However, in the case of the HD-HD system the original H_2-H_2 PES is adopted and the two center of masses of both H_2 molecules is just slightly shifted to the appropriate positions of the HD molecule center of masses. After this procedure we obtain the full space, i.e. global HD-HD PES. This potential includes the short range, the complicated middle range and the long range dipole-dipole interactions between HD and HD. Our computations with this modified PES revealed a very strong isotopic effect in the HD+HD and H_2+H_2 collisions at low energies.

B. HD+HD rotational state-selected thermal rate coefficients at ultracold temperatures

We show in Figs. 6, 7, 8, and 9 the thermal rate coefficients in the inelastic HD+HD collision at very low temperatures: from $\sim 5 \times 10^{-7}$ K to $\sim 2 \times 10^{-5}$ K. These results were obtained from corresponding state-resolved integral cross sections $\sigma_{j_1 j_2 \rightarrow j'_1 j'_2}(\epsilon)$ with the use of the expression (8). Only de-excitation thermal rates have been computed, because at a such low temperatures the values of the excitation thermal rates are extremely small. The rates have been computed for different initial rotational states of the HD molecules. The parameter $\epsilon_{j_1 j_2}^{HD}(\nu)$, which is the value of the HD+HD

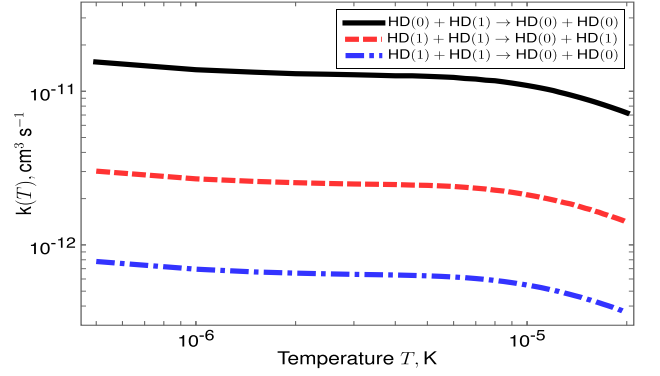


FIG. 6: (Color online) Thermal rate coefficients for the following processes of inelastic scattering: $HD(0) + HD(1) \rightarrow HD(0) + HD(0)$, $HD(1) + HD(1) \rightarrow HD(0) + HD(1)$, and $HD(1) + HD(1) \rightarrow HD(0) + HD(0)$, at ultracold temperatures.

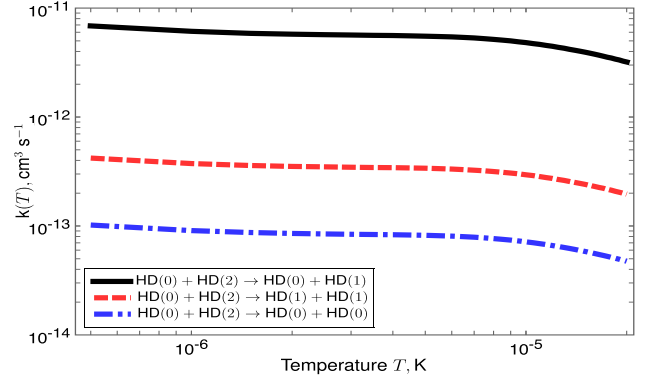


FIG. 7: (Color online) Thermal rate coefficients for the following processes of de-excitation inelastic scattering: $HD(0) + HD(2) \rightarrow HD(0) + HD(1)$, $HD(0) + HD(2) \rightarrow HD(1) + HD(1)$, and $HD(0) + HD(2) \rightarrow HD(0) + HD(0)$, which is a rotational excitation process at ultracold temperatures.

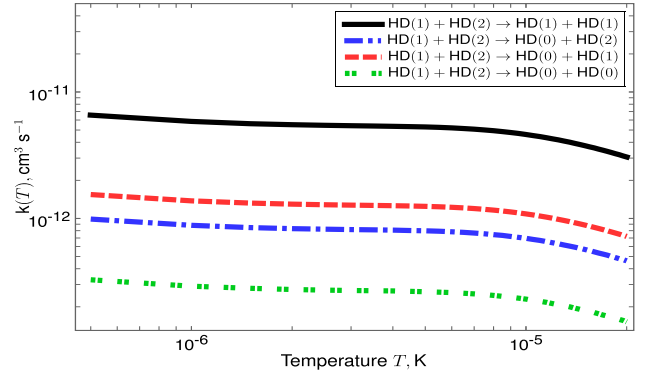


FIG. 8: (Color online) Thermal rate coefficients for the following processes of inelastic scattering: $HD(1) + HD(2) \rightarrow HD(1) + HD(1)$, $HD(1) + HD(2) \rightarrow HD(0) + HD(2)$, $HD(1) + HD(2) \rightarrow HD(0) + HD(1)$, and $HD(1) + HD(2) \rightarrow HD(0) + HD(0)$ at ultracold temperatures.

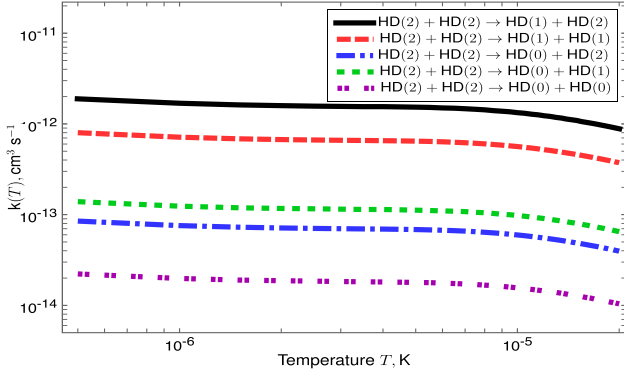


FIG. 9: (Color online) Thermal rate coefficients for the following processes of inelastic scattering: $\text{HD}(2) + \text{HD}(2) \rightarrow \text{HD}(1) + \text{HD}(2)$, $\text{HD}(2) + \text{HD}(2) \rightarrow \text{HD}(1) + \text{HD}(1)$, $\text{HD}(2) + \text{HD}(2) \rightarrow \text{HD}(0) + \text{HD}(2)$, $\text{HD}(2) + \text{HD}(2) \rightarrow \text{HD}(0) + \text{HD}(1)$, and $\text{HD}(2) + \text{HD}(2) \rightarrow \text{HD}(0) + \text{HD}(0)$ at ultracold temperatures.

initial total rotational energy is also shown in the figures. The figure captions include the information about the specific state-selected rotational transitions in both HD molecules before and after the collision. It would be interesting to compare between other different results for the thermal rate coefficients, $k_{j_1 j_2 \rightarrow j'_1 j'_2}(T)$, at ultracold temperatures. One can consider as parameters: the initial $j_1 j_2$ and final $j'_1 j'_2$ quantum rotational states of the colliding HD molecules. Such a comparison can lead us to better understanding the ultracold regime of the collision.

Figures 6 and 7 include six $k_{j_1 j_2 \rightarrow j'_1 j'_2}(T)$ results for the inelastic scattering processes from the first three rotational excited states, i.e. specifically from $\varepsilon_{j_1 j_2}^{HD} = 89.4 \text{ cm}^{-1}$ and 268.2 cm^{-1} , which correspond to $\nu_a=2$ and 4 respectively. These results are shown in Fig. 6, and in Fig. 7 the results from the excited state $\varepsilon_{j_1 j_2}^{HD} = 268.2 \text{ cm}^{-1}$ with $\nu_a=3$ are also presented. These results correspond to different de-excitation transitions from lower initial rotational energies in the HD-HD system. So, for example the solid curve in Fig. 6 corresponds to the transition from the rotational energy $E_{in}=89.4 \text{ cm}^{-1}$ in one HD molecule to its ground state energy, i.e. $E_{in}=0.0 \text{ cm}^{-1}$, while the second HD molecule remains at its ground state with $j_2=0$. This is the first excited rotational state in HD+HD. From Table I one can see that for this state of the system: $\nu_a=2$. The corresponding values of the rotational quantum numbers are also shown. The two other results correspond to the initial state with $\nu_a=4$, i.e. $E_{in}=178.8 \text{ cm}^{-1}$. These results have smaller values for the thermal rates, although all three rate coefficients have the same shape of temperature dependence. Presumably at such ultracold collision energies a certain quantum degeneracy effect occurs in the system of two indistinguishable diatomic polar molecules. Further, Fig. 7 shows the other three results from another initial ro-

tational excited state: $E_{in}=268.2 \text{ cm}^{-1}$. It is the third rotational excited state in HD+HD: $\nu_a=3$. Since we consider primarily the de-excitation processes only rotational transitions from this level to lower lying levels have been computed. Although we again observe that the behavior of the thermal rates $k_{j_1 j_2 \rightarrow j'_1 j'_2}(T)$ is quite identical, their values significantly differ from each other, specifically up to two orders of magnitude. Further, the thermal rate coefficients $k_{j_1 j_2 \rightarrow j'_1 j'_2}(T)$ from higher excited rotational states in HD+HD are presented in Fig. 8 and 9. Specifically these rates are from the energy levels of 357.6 cm^{-1} and 536.4 cm^{-1} . These rotational levels correspond to the following two indices: $\nu_a=5$ and $\nu_a=6$ respectively (see Table I). In these calculations we needed a fairly extended number of basis functions in the expansion (3) for convergence. However, this is quite understandable. For example, in the calculation of rotational transitions from that level with the following rotational indices $j_1 = 2, j_2 = 2$, i.e. $\nu_a = 6$ and $\varepsilon_{j_1 j_2}^{HD}=536.4 \text{ cm}^{-1}$ (Table I) all lower lying rotational levels have to be included in the computation. As a result of this we have to include a larger number of rotational states in the Eq. (3) for the numerical solution of the Schrödinger equation (2). Figure (8) shows our results from a rotational level ($j_1 = 1, j_2 = 2$), specifically four thermal rate coefficient results are presented. We found that the shape of these functions is identical for all transitions, although the values are quite different. The largest value was the thermal rate for transition ($j_1 = 1, j_2 = 2$) \rightarrow ($j'_1 = 1, j_2 = 1$) with a substantially larger energy gap than in the transition ($j_1 = 1, j_2 = 2$) \rightarrow ($j'_1 = 0, j_2 = 2$). Finally, Fig. 9 shows our last five results for rotational thermal rate coefficients for de-excitation processes from a very high rotational level energy, i.e. corresponding to initial energy 536.4 cm^{-1} .

It is known, that a quantum-mechanical transition probability $P_{\alpha \rightarrow \beta}$ between any two quantum states, for example initial $\alpha = (j_1 j_2)$ and final $\beta = (j'_1 j'_2)$, is inversely proportional to the energy gap $\Delta \varepsilon_{\alpha \beta}$ between these two states. In turn, the cross sections $\sigma_{\alpha \beta}(E)$ and corresponding thermal rate coefficients $k_{\alpha \beta}(T)$ are directly proportional to the quantum probabilities. Thus, one can state the following relationship:

$$k_{\alpha \rightarrow \beta}(T) \sim \frac{1}{\Delta \varepsilon_{\alpha \beta}}. \quad (13)$$

Therefore, a quite unexpected result is related to the following two processes in this work:

$$\text{HD}(0) + \text{HD}(2) \rightarrow \text{HD}(0) + \text{HD}(1), \quad (14)$$

and

$$\text{HD}(0) + \text{HD}(2) \rightarrow \text{HD}(1) + \text{HD}(1). \quad (15)$$

It is seen from Fig. 7, that the process (14) has much higher values of the thermal rate coefficient than process (15). The difference between these results is about an order of magnitude. At the same time the energy

difference between the HD molecule rotational states in (14) is $\Delta\varepsilon_{02-01}=178.8\text{ cm}^{-1}$, which is higher than in (15), for which $\Delta\varepsilon_{02-11}=89.4\text{ cm}^{-1}$. In accord with the relationship (13) one could expect that the process (14) would have lower values of the thermal rates than the process (15), but it does not. This happens because in (15) both HD molecules simultaneously change their internal states, i.e. rotational quantum numbers. Probably, this is the reason that the process (15) is much slower than (14). This result is somewhat similar to older computational data on the H_2+H_2 collision [45, 57], where the authors found that the excitation process $\text{H}_2(0) + \text{H}_2(0) \rightarrow \text{H}_2(4) + \text{H}_2(2)$ has higher cross sections at higher collision energies than the process $\text{H}_2(0) + \text{H}_2(0) \rightarrow \text{H}_2(4) + \text{H}_2(0)$.

IV. CONCLUSIONS AND FUTURE WORK

Currently theoretical and experimental research in the field of the molecular Bose-Einstein condensates with polar molecules and in the creation/investigation of polar molecules at ultracold temperatures is increasingly gaining momentum [2, 58, 59]. For example, in the recent work [59] the authors develop a new very promising approach for laser cooling of diatomic polar molecules. The method should allow the production of large samples of molecules at ultracold temperatures. Only a few of the possible practical and technological applications where new results of this research could be used have been briefly outlined in the Introduction. Researchers in this new field of atomic, molecular and optical physics have had tremendous success within last two decades. Nevertheless many problems still remain in the field. One of them, for instance, is lack of a complete understanding of the polar molecule quantum-mechanical nonreactive and reactive dynamics at an ultracold regime. Another interesting question that could be raised is about how the dynamics of the collision of two polar molecules at ultracold temperatures proceeds in the presence of external electrical and/or magnetic fields. Also, a great deal depends on the knowledge of precise PESs. The low energy quantum dynamics of polar molecules can be very sensitive to different internal properties of the system. Therefore it is useful to have exact, high quality full space PESs for such polar molecule interactions. In turn the HD+HD system could be a prototype collision between two polar molecules with a high quality

full space 4-atomic PES. In this work we performed a detailed quantum-mechanical study of the state-resolved rotational excitation/de-excitation collisions between hydrogen molecules. The $\text{HD} + \text{HD} \rightarrow \text{HD} + \text{HD}$ and $\text{H}_2 + \text{H}_2 \rightarrow \text{H}_2 + \text{H}_2$ collisions have been considered and their rotational state-selected integral cross sections have been computed for a wide range of temperatures, i.e. from ultracold $T \sim 10^{-8}\text{ K}$ to up to $T \sim 14000\text{ K}$. To confirm the above we have demonstrated that a small change in the $\text{H}_2\text{-H}_2$ PES to adjust for HD-HD can lead to substantial differences in the scattering outputs, i.e. in the integral state resolved cross sections. This calculation was carried out within a single H_4 PES from work [1]. Further, in connection with the modern problems of the coherent control of the atomic and molecular interactions the authors of paper [60] performed a numerical investigation of quantum entanglement effects for the case of a nonreactive ultracold collision between two indistinguishable diatomic molecules: the H_2+H_2 scattering has been considered. Also, recently the initial state quantum entanglement coupling effect has been considered for a case of ultracold collision between two identical, light, diatomic polar molecules [61].

In conclusion, recently the authors of work [52] have formulated a time-independent quantum-mechanical formalism to describe the dynamics of molecules with permanent electric dipole moments in a two-dimensional confined geometry such as a one-dimensional optical lattice. In this connection we would like to mention the following new paper [62, 63] too. It would be very useful in future investigation to adopt these techniques in one way or another and apply them to a concrete system such as the HD+HD ultracold collision, where, for instance, the global BMKP PES [1] could be used. It would be extremely interesting to see differences in the quantum dynamics between the state-resolved HD+HD rotational thermal rate coefficients of the current work and possible new thermal rates for the same system but when embedded in a one-dimensional optical lattice or a microwave trap.

Acknowledgments

This work was partially supported by Office of Sponsored Programs (OSP) of St. Cloud State University, and CNPq and FAPESP of Brazil.

-
- [1] A.I. Boothroyd, P.G. Martin, W.J. Keogh, M.J. Peterson, *J. Chem. Phys.*, 116, 666 (2002).
 - [2] K. -K. Ni, S. Ospelkaus, M. H. G. De Miranda, A. Peer, B. Neyenhuis, J. J. Zirbel, S. Kotochigova, P. S. Julienne, D. S. Jin, *J. Ye*, *Science* 322, 231 (2008).
 - [3] D. DeMille, *Phys. Rev. Lett.* 88, art. no. 067901 (2002).
 - [4] P. Rabl, D. Demille, J. M. Doyle, M. D. Lukin, R. J. Schoelkopf, P. Zoller, *Phys. Rev. Lett.* 97, art. no. 033003 (2006).
 - [5] E.R. Hudson, N. B. Gilfoy, N.B., S. Kotochigova, J. M. Sage, D. Demille, *Phys. Rev. Lett.* 100 (20), art. no. 203201 (2008).
 - [6] D. Herschbach, *Faraday Discuss.* 142, 9 (2009).
 - [7] M. T. Bell, T. P. Softley, *Mol. Phys.* 107 (2), 99 (2009).

- [8] P. Zoller et al., Eur. Phys. J. D 36, 203 (2005).
- [9] K. Hammerer, A.S. Sorensen, and E.S. Polzik, Rev. Mod. Phys. 82, 1041 (2010).
- [10] K. Mishima and K. Yamashita, Chem. Phys. 379, 13 (2011); J. Chem. Phys. 131, 014109 (2009).
- [11] A.V. Gorshkov, S.R. Manmana, G. Chen, J. Ye, E. Demler, M.D. Lukin, A.M. Rey, Phys. Rev. Lett. 107, 115301 (2011).
- [12] J.M. Hutson and P. Soldan, Int. Rev. Phys. Chem. 26, 1 (2007).
- [13] T.-G. Lee, N. Balakrishnan, R. C. Forrey, P. C. Stancil, D. R. Schultz, G. J. Ferland, J. Chem. Phys. 125 114302 (2006); 126 179901 (2007).
- [14] R. V. Krems, Physical Chemistry Chemical Physics 10 (28), 4079 (2008).
- [15] B. C. Sawyer, B. K. Stuhl, D. Wang, M. Yeo, J. Ye, Phys. Rev. Lett. 101, art. no. 203203 (2008).
- [16] V. Roudnev and M. Cavagnero, Phys. Rev. A 79, art. no. 014701 (2009).
- [17] K. -K. Ni, S. Ospelkaus, D. Wang, G. Quemener, B. Neyenhuis, M. H. G. De Miranda, J. L. Bohn, J. Ye, D. S. Jin, Nature Letters 464, 1324-1328 (2010).
- [18] K.-K. Ni, S. Ospelkaus, D. J. Nesbitt, J. Ye and D. S. Jin, Phys. Chem. Chem. Phys., 11 (42), 9626 - 9639 (2009).
- [19] J. L. Bohn, Phys. Rev. A 63, 527141 (2001).
- [20] J. L. Bohn, M. Cavagnero, C. Ticknor, New J. Phys. 11, art. no. 055039 (2009).
- [21] Z. Idziaszek, G. Quemener, J. L. Bohn, P. S. Julienne, Phys. Rev. A 82, 020703(R) (4 pages) (2010).
- [22] C. Ticknor and S. T. Rittenhouse, Phys. Rev. Lett. 105, 013201 (2010).
- [23] A.V. Avdeenkov and J.L. Bohn, Phys. Rev. A 64, 527031 (2001).
- [24] A.V. Avdeenkov and J.L. Bohn, Phys. Rev. A 66, 052718 (2002).
- [25] A.V. Avdeenkov and J.L. Bohn, Phys. Rev. A 71, 022706 (2005).
- [26] A.E. De Pisto and H. Rabitz, J. Chem. Phys. 72, 4685 (1980).
- [27] P.F. Vohralik, R.O. Watts, and M.H. Alexander, J. Chem. Phys. 93, 3983 (1990).
- [28] N. Markovic, Chem. Phys. 188, 73 (1994).
- [29] W. Klopper, M. Quack, and M.A. Suhm, J. Chem. Phys. 108, 10096 (1998).
- [30] B. Kuhn, T.R. Rizzo, D. Luckhaus, M. Quack, and M.A. Suhm, J. Chem. Phys. 111 (6), 2565-2587 (1999).
- [31] L.B. Harding, J. Phys. Chem. 95, 8653 (1991); 93, 8004 (1989).
- [32] E.H. Wishnow, I. Ozier, and H.P. Gush, Astrophys. J. 392, L43 (1992).
- [33] W.R. Gentry and C.F. Giese, Phys. Rev. Lett. 39, 1259 (1977).
- [34] D.L. Johnson, R.S. Grace, J. G. Skofronick, J. Chem. Phys. 71, 4554 (1979).
- [35] D.W. Chandler and R. L. Farrow, J. Chem. Phys. 85, 810 (1986).
- [36] R.L. Farrow and D.W. Chandler, J. Chem. Phys. 89, 1994 (1988).
- [37] K. Takayanagi, Sci. Rep. Saitama Univ. A3, No. 2, 87 (1959).
- [38] A. Gelb and J.S. Alper, Chem. Phys. 39, 141 (1979).
- [39] M. Cacciatore and G. D. Billing, J. Phys. Chem. 96, 217 (1992).
- [40] T. Kusakabe, L. Pichl, R. J. Buenker, M. Kimura, and H. Tawara, Phys. Rev. A 70 052710 (2004).
- [41] S. Green, J. Chem. Phys. 62, 2271 (1975); 67, 715 (1977).
- [42] T. G. Heil, S. Green, and D. J. Kouri, J. Chem. Phys. 68, 2562 (1978).
- [43] J. Schaefer, Astron. Astrophys. Suppl. Ser. 85, 1101 (1990).
- [44] D.R. Flower, Mont. Not. R. Astron. Soc. 297, 334 (1998).
- [45] R. A. Sultanov and D. Guster, Chem. Phys. 326, 641 (2006).
- [46] R. A. Sultanov, S.K. Adhikari, and D. Guster, Phys. Rev. A 81, 022705 (2010).
- [47] J.M. Hutson, S. Green, Molscat ver. 14, Distributed by Collabor. Comp. Proj. 6, Daresbury Lab., UK, Eng. Phys. Sci. Res. Council, 1994.
- [48] P. Diep, J. K. Johnson, J. Chem. Phys. 112, 4465 (2000); 113, 3480 (2000).
- [49] M. Born and R. Oppenheimer, Ann. Phys. 84, 457 (1927).
- [50] G. Danby, D.R. Flower, and T.S. Monteiro, Mon. Not. R. Astr. Soc. 226, 739 (1987).
- [51] L. Monchick and J. Schaefer, J. Chem. Phys. 73, 6153 (1980).
- [52] G. Quemener, J.L. Bohn, Phys. Rev. A 81, 060701(R) (2010); A 83, 012705 (2011).
- [53] R. A. Sultanov, D. Guster, Chem. Phys. Lett. 428, 227 (2006).
- [54] B. Mate, F. Thibault, G. Tejeda, J.M. Fernandez, S. Montero, J. Chem. Phys. 122, 064313 (2005).
- [55] R. A. Sultanov, D. Guster, Chem. Phys. Lett. 436, 19 (2007).
- [56] R. A. Sultanov, A. V. Khugaev, and D. Guster, Chem. Phys. Lett. 475, 175 (2009).
- [57] F. Gatti, F. Otto, S. Sukiasyan, H.-D. Meyer, J. Chem. Phys. 123, 174311 (2005).
- [58] D. S. Jin and J. Ye, Physics Today, May 2011, 27.
- [59] E.S. Shuman, J.F. Barry, and D. DeMille, Nature 467, 820 (2010).
- [60] J. Gong, M. Shapiro, and P. Brumer, J. Chem. Phys. 118, 2626 (2003).
- [61] R.A. Sultanov, D. Guster, and S.K. Adhikari, In: Book of Abstracts: International Conference on Quantum Information Processing and Communication (QIPC), September 5-9, 2011, ETH, Zurich, Switzerland, p.123.
- [62] A. V. Avdeenkov, In: International Conference on Coherent and Nonlinear Optics, Kazan, Tatarstan, Russia, August 2010. Proceedings of SPIE - The International Society for Optical Engineering, art. no. 799314 (2011).
- [63] A. V. Avdeenkov, New Journal of Physics 11, art. no. 055016 (2009).