

Nonlinear magnetic metamaterials and possible applications on all-optical comparers and bistabilities in Fabry-Perot cavities

Yi S. Ding* and Ruo-Peng Wang†

State Key Laboratory for Mesoscopic Physics, Department of Physics,
Peking University, Beijing 100871, People's Republic of China

(Dated: December 3, 2024)

In this paper on nonlinear metamaterials, we explicitly point out that, due to the modulational instabilities, in ranges of external radiation intensity where applications are recently proposed based on the bistabilities of uniform optical constants, the stable responses of the materials can be nonuniform even in the equiphase surfaces of the radiation, which puts in question the uniform-constant descriptions of nonlinear metamaterials in those ranges as well as the related proposed applications. To find ways out, we propose that in order to utilize the valuable enhanced nonlinearity in nonlinear metamaterials, one should either focus on few-body systems (e.g., we propose constructing all-optical comparers) or operate the nonlinear metamaterials in the low intensity range by introducing global feed-back mechanism (e.g., we propose setting nonlinear metamaterials in Fabry-Perot cavities). Finally, we comment on the relations between our results and the existing ones based on continuous descriptions.

PACS numbers: 42.65.Pc, 42.65.An, 75.30.Kz, 64.60.F-

Introduction.—Linear metamaterials, ever since the theoretical works [1–3] and the experimental works [4, 5], have been highlighted by a great number of achievements. Nonlinear metamaterials, however, as Zheludev points out in [6], are still “green apples” on the knowledge tree for metamaterials.

In the discussions of nonlinear metamaterials, particularly those composed of nonlinear split-ring resonators, it will be of great convenience to treat the metamaterials as continuous materials with controllable optical constants (e.g. $\mu(I)$ and $n(I)$), which allows us to employ existing concepts and methods in nonlinear optics. Several works since [7], including [8–13], focus on this approach. They either directly assume intensity-dependent-index continuous media or assume uniform responses of the discrete system before calculating optical constants. *These approaches share a common implicit assumption, i.e., on a scale much smaller than the wavelength, a cluster of discrete inclusions in a metamaterial should uniformly (at least slowly-varyingly) respond to external radiation. This assumption justifies the continuous descriptions which investigate the materials by partial differential equations.* Particularly, some of them ([7] and [14]) propose applications for optical switching based on the bistable properties of these controllable optical constants.

However, we should note, that nonlinear metamaterials (usually composed of nonlinear SRR) are intrinsically discrete, and that they can even present strong local feed-back at the “single-atom” level, unlike the conventional nonlinear optical materials to which the feed-back is usually introduced globally (e.g. by two mirrors in a Fabry-Perot cavity). Therefore, we expect to gain more knowledge if we treat the nonlinear metamaterials as discrete, interacting nonlinear lattices as they are.

Some results have been obtained by treating the nonlinear metamaterials as discrete nonlinear lattices, including [15–20]. What we should pay particular attentions is the serious of works [15, 16, 18], in which the authors show that the steady responses of dissipative SRR arrays may violate the translational symmetry and can be in the multibreather states [21] even when the arrays are driven by uniform radiation. The breather states in these works are theoretically constructed in the weak-interaction regime and in the anti-continuous limit [22] in which the states are *a priori* nonuniform and may in practice be excited by introducing chirping radiation [23, 24].

In this paper, we show that even when we start from the uniform-response states under uniform external radiations (with very small fluctuations), as we continuously tune the intensity of the overall radiation intensity, modulational instabilities will step in, i.e., the response of the SRR array will spontaneously break the translational symmetry at some critical point, and finally arrive at nonuniform states which will make the continuous uniform-index descriptions invalid. These results also reveal that the optical switching of controllable optical constants as functions of the overall external radiation intensity usually does not exist due to modulational instabilities. Despite the negative results, we propose the possibility of constructing all-optical comparers based on the spontaneous-symmetry-breaking phenomenon of two strongly coupled SRR. Finally, we propose how to utilize the valuable enhanced nonlinearity in SRR arrays, by introducing global feed-back mechanism and comment on the relations of the results here based on discrete models for metamaterials and those in the literatures based on the continuous ones.

Model.—When a plane wave is normally incident into a three-dimensional nonlinear metamaterial composed of SRR, if we adopt the uniform-index descriptions as in [7], the SRR located on an equiphase surface of the wave would experience uniform external driving force (induced

* dyi@pku.edu.cn

† rpwang@pku.edu.cn

by other SRR and the external radiation) and respond with uniform amplitude and phase. We can thus simplify our considerations by focusing on a two-dimension array of SRR radiated by uniform external fields. The problem will be even more simplified if we only consider a one-dimension array of SRR coming from the equal-phase plane. If we find that in some cases the uniform-index description is even not valid for one dimension, we can undoubtedly conclude that such description is not valid in three dimensions.

We model an array of SRR by a series of LCR circuits coupled by mutual inductance (just as [7]) with nearest-neighbor approximations and periodic boundary conditions. In terms of dimensionless quantities, the static states of the system satisfy the following equation

$$-u_n = A_n e_n + B_{n-1} e_{n-1} + B_{n+1} e_{n+1}, \quad (1)$$

where u_n , e_n are the (dimensionless) local electro-motive force acting on the n 'th SRR and the electric field in the gap of the capacitance of it, respectively. The coefficients A_n and B_n are nonlinear functions of e_n and are also determined by the self-inductance L , linear capacitance C_0 , quality factor Q_f , the mutual inductance M and the driving frequency ω . More detailed definitions of the quantities are presented in Appendix [25].

Modulational instabilities.—The modulational instabilities of continuous nonlinear materials with negative refraction index have been studied in [10], in which temporal, spatial, and temporal-spatial modulational instabilities are all studied. The spatial modulational instabilities of three-dimension discrete nonlinear SRR arrays induced by magneto-inductive waves have been studied in [20], in which it is shown that the unstable range may completely cover the bistable range of uniform responses. In this section, we in general employ the formalism in [20] but focus on the one-dimension model introduced in the previous section.

Under uniform-response assumption as in [7], i.e., $u_n = u$ and $e_n = e$, the Eq.(1) for static states are simplified

$$-u = (A + 2B)e. \quad (2)$$

We can solve this equation and obtain the bistabilities of uniform responses as illustrated in Fig.(1). However, the modulational instabilities of these states should be checked. After linear stability analysis (e.g.,[21]), we can obtain the matrix \mathcal{M} (shown in Appendix [25].) from which we can judge the stabilities of the uniform responses. If \mathcal{M} has at least one eigenvalue with negative real part, the corresponding state is modulationally unstable. After the linear stability analysis, the stable and unstable uniform responses are distinguished and denoted by bold and gray segments in Fig.(1), respectively. Both the coplanar ($M < 0$) and coaxial ($M > 0$) geometries of the SRR array are considered. We can see that for $M > 0$ ($M < 0$) the right (left) branch of bistable segments are influenced. In all cases in Fig.(1), we can clearly identify critical points as the boundaries between the stable and unstable ranges. As the system is tuned from the stable ranges (across the critical points) to the unstable ranges,

we expect that it will spontaneously break the translational symmetry and actually be in nonuniform states (or multibreather states).

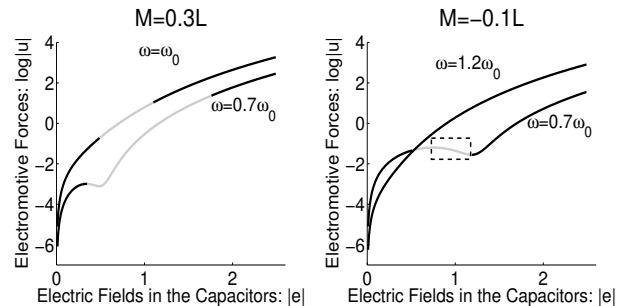


FIG. 1. The modulational instabilities of the uniform responses of one-dimension SRR arrays. The left is for coaxial geometry while the right is for coplanar geometry. The dashed rectangle is intended to assist the eyes to identify the range with negative slopes. We note that due to the weakness of the coplanar coupling, the modulational instabilities sometimes do not exist, but they do exist together with bistabilities of uniform responses and mainly influence the lower branches of the bistabilities. The unstable ranges quickly converge to fixed values as the number of SRR grows.

Multistabilities.—In order to obtain an explicit picture of what typical nonuniform breather states look like when a system has evolved into the unstable range, we should directly solve the Eqs.(1). However, it is challenging to systematically obtain all the solutions of Eqs.(1), i.e., multistabilities. In the recent papers [15, 16, 18], single breather states are constructed from the anti-continuous limit in the weak-coupling regime. But these methods can not be used in our problems in which the coupling is too strong for a single breather's existence. Here, we start from a uniform state in the stable range obtained from Eq.(2). Then we introduce tiny fluctuations to external electromotive forces u_n and find the corresponding solutions near the uniform solutions obtained in the previous step. After that, we continuously tune the overall intensity of u_n with the initial fluctuations fixed and observe the evolutions of the corresponding solutions (solved by the Newton's method) until we reach some switching point where the Newton's method fails. We find in Fig.2 that, when the overall intensity has entered the unstable range, the tiny fluctuations initially introduced will be greatly amplified once the system passes the critical point, and the system spontaneously evolve into nonuniform states. We try different initial fluctuations and find that the final results sensitively rely on the details of the fluctuations. These nonuniform states indicate that the assumption emphasized in the Introduction section can not be justified. Finally, it should be pointed out that tiny differences between different SRR in the metamaterials could also result in remarkable contrast among the responses at different sites, as discovered in [19] although only two coupled SRR are considered.

All-Optical Comparer.—We can see from the above two sections that the responses of nonlinear metamaterials in

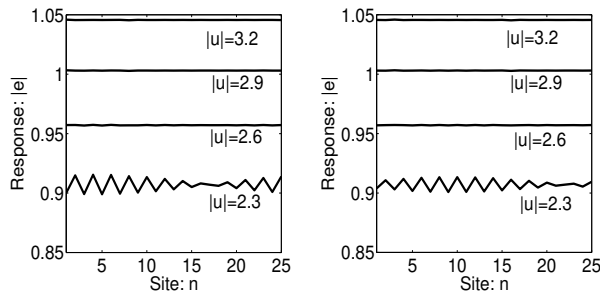


FIG. 2. The multistability of a SRR array composed of 25 sites. We continuously tune the overall electromotive forces $|E|$ down, finally arriving at nonuniform states. The final results in the left and right are different because we use different fluctuation patterns. For the left: u_1 is slightly stronger while u_8 weaker. For the right: u_3 stronger, u_{16} weaker. Other parameters: $\omega = 1.1\omega_0$, $Q_f = 10$, $M = 0.3L$.

the instable ranges are rather complex. If we want to make use of these multistabilities, we should better focus on few-body systems to avoid these complexities.

The spontaneous symmetry breaking and its sensitivity on small deviations indicate that this phenomenon can be utilized to construct comparers. In Fig.3, we illustrate this possible application by plotting the evolution of the states of two coupled SRR under the continuous tuning of the overall intensities of the two electromotive forces which deviate from each other by a small amount. Although in the initial state the responses of the two SRR only have a tiny difference, the resulting states in the symmetry-breaking range can have a large contrast ratio. This property can certainly be used to compare which signal (in our case the electromotive force) has a larger initial amplitude. Due to the small size of SRR compared to the working wavelength, the two SRR should be excited and detected via near-field ways (e.g. [26]). Such a device, if the two SRR can be fabricated as identical as possible, can be used to realize ultra-sensitive and possibly ultra-compact all-optical comparers in applied areas. We should note that such applications do not explicitly rely on the SRR structure, and thus they may be realized in any other devices if two identical nonlinear resonators are strongly coupled with each other, resulting possible spontaneous symmetry breaking (e.g., [27, 28]). These devices do not involve any assistance from electronic devices and thus may be of interest in the fields such as all-optical logic gates, all-optical signal processing and photonic computers (e.g., [29–31]). One remarkable feature of our proposal is that we do not need high quality factor as other applications for optical signal processing [29, 32–35], since we only assume $Q_f = 10$ in our calculations.

Setting metamaterials into Fabry-Perot (FP) cavities—It is fascinating to see that due to field enhancement at the “single-atom” level, the nonlinearity of a single SRR can be strongly enhanced, and bistability can even occur for a single SRR at relatively low intensities, which certainly is an advantage of nonlinear metamate-

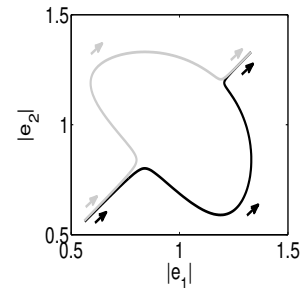


FIG. 3. The principle of the proposed comparer made of two strongly coupled identical SRR. The initial overall radiation intensity is $u_{1,2} \approx 0.5$ with a tiny fluctuation $u_1 - u_2 = 0.001$ (gray) or -0.001 (black). The final intensity is $u_{1,2} \approx 4$. The intensity at which the two responses have the largest contrast is about $u_{1,2} \approx 1.7$. Parameters: $\omega = 0.95\omega_0$, $Q_f = 10$, $M = 0.6L$.

rials compared to natural materials. If SRR are simply stacked together, however, problems will arise as we have studied. One way out to utilize the enhanced nonlinearity is to focus on few-body devices as we studied in the previous section, i.e, directly making use of the multistabilities and modulational instabilities. Another is to operate the stacked devices under the low-intensity radiation and introduce *global feed-back mechanism*, e.g., setting them (e.g., the structure in [14]) in Fabry-Perot cavities. This approach can not only effectively employ the enhanced nonlinearity originating from the sing-atom level, but also avoid the modulational instabilities suffered by the devices at higher intensities. That is because the FP-bistability requires a jump of the refraction index only of order λ/L_{FP} (compared to the negative-positive jump proposed in [7, 14]), where λ is the wavelength and L_{FP} is the length of the cavity. Detailed estimations reveal that due to the field enhancement in the narrow gap, the required radiation intensity inside the FP cavity would be smaller by a factor of about 10^{-5} than that required if the FP is filled with the same kind of pure Kerr materials [25].

Discussions—We want to comment on the relations between nonlinear metamaterials composed of SRR and natural nonlinear materials composed of natural atoms. The usually mentioned bistabilities in natural materials are induced by a global feed-back mechanism and work at a perturbative regime, i.e., the nonlinearity is restricted to the third-order. No direct applications related to bistabilities in natural materials have been focusing on the non-perturbative regime in which the nonlinearity is very large at single-atom level or equivalently the radiation field intensity is comparable to the intrinsic field intensities in the atom level, since the responses may be very complex and very hard to control. Similarly, the proposals on controlling the bistabilities of the uniform optical constants [7, 14] are just examples of working in the non-perturbative regime, so it is not at all surprising to see the unpleasant instability problems. Our proposal to introduce global feed-back by setting a SRR

array in an FP cavity is just an attempt to avoid these non-perturbative regimes and try to seek a perturbable regime to utilize the SRR-enhanced nonlinearity.

We also want to emphasize the relations between the spatial modulational instabilities discussed in this paper and those for continuous nonlinear media. Continuous descriptions assume homogenization of a material and employ partial differential equations. The modulational instabilities and related solitons in continuous descriptions (e.g., [10]), if indeed valid, are actually triggered by certain exploding long-wavelength (compared with the lattice constant) magneto-inductive waves [36] (or equivalents in other discrete systems) and at the same time preserved by the decaying short-wavelength magneto-inductive waves in the discrete descriptions. However, our results in Fig.1 and Fig.2 show no indication of such long-wavelength-only modulational instabilities even in the low intensity range. All the modulational-instability-induced nonuniform states in Fig.2 have short-wavelength components. This seems like a paradox. Remember that the self-focusing-induced spatial modulational instabilities originate from the propagations of waves. As we state in the *Model* section, we have only analyzed the modulational instabilities of an array in an equiphase surface and have not involved the stabilities of propagations of waves, and therefore our results do not imply the paradox. These arguments implies that at comparatively low intensities, the spatial modulational instabilities can still happen due to propagation effects.

We should also note that in the perturbative range (or low intensity range) in Fig.1, the stable uniform responses enable the materials to be perturbatively characterized as nonlinear media with Kerr nonlinearity (also indicated in the Appendix [25]). Therefore, the works (mentioned in the *Introduction* section) which directly assume Kerr nonlinearities together with negative refraction indexes could be regarded as theories describing the perturbative properties of real discrete nonlinear metamaterials (e.g., as in [37]).

Summaries—By investigating the modulational instabilities and multistabilities, we explicitly point out that the continuous and/or uniform descriptions of discrete nonlinear metamaterials are not applicable in certain radiation intensity ranges. Therefore some recently proposed applications based on the bistabilities of uniform optical constants are probably not valid. In order to get rid of this dilemma, we propose that the valuable enhanced nonlinearity of metamaterials at single-atom level should be utilized in two different approaches, one is to focus on the multistabilities of few-body problems (e.g., all-optical comparer) and the other is to operate them at low radiation intensities by introducing global feedback mechanism to achieve global bistability effects (e.g., Fabry-Perot cavity). Finally, we claim that the homogenized continuous descriptions can be regarded as the approximations of the low-intensity branch of the discrete descriptions and some existed results will still be valid if they are actually proposed in the low-intensity branch of the underlying discrete models.

Acknowledgement—We particularly thank Cuicui Lu for her careful review of this paper and constructive suggestions. We also thank the whole of Xiaoyong Hu's group for helpful discussions.

Appendix A: Theoretical model

The typical structure of SRR is shown in Pendry's seminal paper [1]. According to the effective LCR-circuit model of the SRR in the static limit, we can write down the static-state equation of SRR.

$$I = \frac{U}{Z}, \quad (\text{A1})$$

where I is the current flowing along the ring, U is the electro-motive force induced by external magnetic fields $\mathcal{H}e^{i\omega t}$ and Z is the total impedance of the effective circuit.

The impedance is expressed as

$$Z = i\omega L + R + \frac{1}{i\omega C}, \quad (\text{A2})$$

where L , R and C is the effective inductance, resistance, and capacitance, respectively. In our case where the split of the ring is filled by Kerr materials, the effective capacitance depends on the electric field intensity, E_g , in the gap, i.e., $C = C_0(1 + |E_g|^2/|E_c|^2)$. Here, the C_0 is the zero-field capacitance and the $|E_c|$ is the characteristic field intensity.

Due to the continuity equation of electric charge $\frac{d}{dt}q = \frac{d}{dt}(CV) = \frac{d}{dt}(CE_g d_g)$, where q is the charge stored in the capacitor, V is the voltage of the capacitor and d_g is the gap width of the capacitor, we also have the relation between I and E_g ,

$$I = i\omega C d_g E_g. \quad (\text{A3})$$

Combining the Eq. (A1, A2, A3), we can obtain the following equation

$$i\omega C_0 d_g \left(1 + \frac{|E_g|^2}{|E_c|^2}\right) E_g = \frac{U}{i\omega L + R + \frac{1}{i\omega C_0 \left(1 + \frac{|E_g|^2}{|E_c|^2}\right)}}. \quad (\text{A4})$$

The Eq. (A4) is nonlinear and thus may have multi-solutions, i.e., for given external force U , we may obtain a multi-valued internal electric field intensity E_g , which implies the multistability of the SRR. It will be convenient to re-express the Eq. (A4) using dimensionless parameters. If we make the definitions, $e = \frac{E_g}{|E_c|}$, $u = \frac{U}{d_g |E_c|}$, $\xi = \omega^2 L C_0$, $\eta = R \omega C_0$, and $\zeta = -\xi + i\eta$, Eq. (A4) can be rewritten as

$$A(e)e = -u \quad (\text{A5})$$

where $A(e) = (\xi - i\eta)(1 + |e|^2) - 1$.

For an SRR array with mutual inductance between different nearest neighbors, we can easily generalize Eq.(A5) obtaining

$$-u_n = A_n e_n + B_{n-1} e_{n-1} + B_{n+1} e_{n+1}, \quad (\text{A6})$$

where $B(e) = \kappa(1 + |e|^2)$ and $\kappa = \omega M C_0$ in which M is the mutual inductance.

The nonlinear magnetization coefficient can be expressed as

$$\chi \propto \frac{I}{U} \propto \frac{1}{Z}. \quad (\text{A7})$$

With the linear part χ_l separated, it reads

$$\chi = \chi_l \frac{-\xi + i\eta + 1}{-\xi + i\eta + \frac{1}{1+|e|^2}} \quad (\text{A8})$$

Appendix B: \mathcal{M} matrix in stability analysis

For an N-SRR array, the matrix used to judge the linear stabilities of static states is

$$\mathcal{M}^{(N)} = (\mathcal{M}_1^{(N)})^{-1} \mathcal{M}_2^{(N)}, \quad (\text{B1})$$

where

$$\mathcal{M}_1^{(N)} = \begin{pmatrix} \mathcal{N}_1 & \mathcal{C}_a & 0 & \cdots & 0 & \mathcal{C}_a \\ \mathcal{C}_a & \mathcal{N}_1 & \mathcal{C}_a & \cdots & 0 & 0 \\ \vdots & \vdots & \vdots & & \vdots & \vdots \\ \mathcal{C}_a & 0 & 0 & \cdots & \mathcal{C}_a & \mathcal{N}_1 \end{pmatrix}, \quad (\text{B2})$$

$$\mathcal{M}_2^{(N)} = \begin{pmatrix} \mathcal{N}_2 & \mathcal{C}_b & 0 & \cdots & 0 & \mathcal{C}_b \\ \mathcal{C}_b & \mathcal{N}_2 & \mathcal{C}_b & \cdots & 0 & 0 \\ \vdots & \vdots & \vdots & & \vdots & \vdots \\ \mathcal{C}_b & 0 & 0 & \cdots & \mathcal{C}_b & \mathcal{N}_2 \end{pmatrix}. \quad (\text{B3})$$

The \mathcal{N}_1 , \mathcal{N}_2 , \mathcal{C}_a and \mathcal{C}_b are defined below.

$$\mathcal{C}_a = \begin{pmatrix} 0 & -2\kappa \\ 2\kappa & 0 \end{pmatrix}, \quad (\text{B4})$$

$$\mathcal{C}_b = \begin{pmatrix} -\kappa & 0 \\ 0 & -\kappa \end{pmatrix}, \quad (\text{B5})$$

$$\mathcal{N}_1 = \begin{pmatrix} \eta & -2\xi \\ 2\xi & \eta \end{pmatrix} \quad (\text{B6})$$

$$\mathcal{N}_2(e) = \begin{pmatrix} -\xi + \frac{1}{1+|e|^2} - \frac{|e|^2}{(1+|e|^2)(1+3|e|^2)} - \frac{e_r^2 - e_i^2}{(1+|e|^2)(1+3|e|^2)}, & -\eta - \frac{2e_r e_i}{(1+|e|^2)(1+3|e|^2)} \\ \eta - \frac{2e_r e_i}{(1+|e|^2)(1+3|e|^2)}, & -\xi + \frac{1}{1+|e|^2} - \frac{|e|^2}{(1+|e|^2)(1+3|e|^2)} + \frac{e_r^2 - e_i^2}{(1+|e|^2)(1+3|e|^2)} \end{pmatrix} \quad (\text{B7})$$

For nonuniform states, the arguments in \mathcal{N}_2 should be replaced by e_n , where n is the site index.

Appendix C: Estimations in the Discussions

In the *Discussions*, we propose bistability by setting an SRR array into an FP cavity. First of all, for the bistability to occur the required radiation intensity should reach a scale to induce nonlinear deviation of the refraction index $\Delta n \sim \lambda/L_{FP}$, where λ is the radiation wavelength in the metamaterial and L_{FP} is the length of the FP cavity. This is usually a small factor provided that $L_{FP} \gg \lambda$, which will effectively reduced the required radiation intensity and thus help to avoid the modulational instabilities at higher radiation intensities. In this regime, the nonlinearity of the metamaterial can be treated perturbatively.

Thus we need that the radiation propagate at least L_{FP} distance before it significantly attenuate. To this end, we should work at the frequencies where the metamaterial is transparent, i.e., far from the absorption ($|\delta| = 10/Q_f$, where the detuning $\delta = (\omega - \omega_0)/\omega_0$), and therefore the lossless approximation $R = 0$ can be

justified. According to the results in the Theoretical Model section, the effective magnetization coefficient of the metamaterials can be approximately written in this case as $\chi(|e|) = \chi_l[1 - |e|^2/(2\delta)]$. To express χ in term of the radiation intensity $|E|^2$, we should relate the dimensionless field intensity $|e|$ in the gap to the radiation intensity $|E|$.

The total electromotive force accumulated along the ring is

$$|U| = \left| \int (i\mathbf{k} \times \mathbf{E}) \cdot d\mathbf{S} \right| \sim \frac{2\pi^2 \mathbf{r}^2}{\lambda} |\mathbf{E}|, \quad (\text{C1})$$

with r being the radius of the SRR. Then in the lossless limit, the voltage V across the gap will be

$$\begin{aligned} V &= \frac{U}{i\omega L + 1/i\omega C} \cdot i\omega C \\ &\approx \frac{U}{1 - \omega^2/\omega_0^2} \\ &\approx -\frac{U}{2\delta}. \end{aligned} \quad (\text{C2})$$

Now, considering the relations $E_g = V/d_g$ and $e =$

$E_g/|E_c|$, we have by relating the above results,

$$|e| = \frac{\pi^2 r^2}{|\delta| \lambda d_g} \frac{|E|}{|E_c|}.$$

Then $\chi(|E|) = \chi_l [1 - \frac{\pi^4 r^4}{2\delta^3 \lambda^2 d_g^2} \frac{|E|^2}{|E_c|^2}]$, which indicates that self-focusing and self-defocusing nonlinearity are both possible in the perturbative regime depending on the sign of the detuning δ and χ_l .

Now, we can estimate the radiation intensity required to induce the bistability of an FP cavity,

$$\chi_l \frac{\pi^4 r^4}{2|\delta|^3 \lambda^2 d_g^2} \frac{|E|^2}{|E_c|^2} \sim \frac{\lambda}{L_{FP}},$$

(for the bistability without FP cavity, the right-hand side will be of $\mathcal{O}(1)$.) then

$$|E|^2/|E_c|^2 = \frac{\lambda}{L_{FP}} \frac{2|\delta|^3 \lambda^2 d_g^2}{\pi^4 r^4 \chi_l}.$$

Compared with an FP cavity filled with the same kind of pure Kerr material, the required intensity inside the

cavity is reduced by a factor

$$\frac{2|\delta|^3 \lambda^2 d_g^2}{\pi^4 r^4 \chi_l}. \quad (\text{C3})$$

For the structure proposed in [14], if the Q_f can reach 100 (see Fig.3a of [14]), we can estimate $\delta = 0.1$. The expression for electromotive force (C1) and the effective- χ description should be still roughly valid for a wavelength-size ratio λ/r as small as 5. The gap-size ratio d_g/r is a tunable parameter depending on the fabrication technique which we assume can reach as small as 1/10. We also assume that the linear response (depending on the detuning and density of SRR) is not too small, i.e., $\chi_l \sim \mathcal{O}(1)$. Then the reduction factor could be estimated to be about 10^{-5} .

The role of the resonance can be assessed, from the above estimations, to be positive because it can render large field enhancement [δ should better be small in Eq.(C2)]; negative because it inevitably bring in energy loss that may make the material opaque (δ should not be too small).

-
- [1] J. B. Pendry, A. J. Holden, D. J. Robbins, and W. J. Stewart, IEEE Transactions on Microwave Theory and Techniques **47**, 2075 (1999).
 - [2] J. B. Pendry, A. J. Holden, W. J. Stewart, and I. Youngs, Phys. Rev. Lett. **76**, 4773 (1996).
 - [3] J. B. Pendry, Phys. Rev. Lett. **85**, 3966 (2000).
 - [4] D. R. Smith, W. J. Padilla, D. C. Vier, S. C. Nemat-Nasser, and S. Schultz, Phys. Rev. Lett. **84**, 4184 (2000).
 - [5] R. Shelby, D. Smith, and S. Schultz, Science **292**, 77 (2001).
 - [6] N. I. Zheludev, Science **328**, 582 (2010).
 - [7] A. A. Zharov, I. V. Shadrivov, and Y. S. Kivshar, Phys. Rev. Lett. **91**, 037401 (2003).
 - [8] M. Lapine, M. Gorkunov, and K. H. Ringhofer, Phys. Rev. E **67**, 065601 (2003).
 - [9] V. M. Agranovich, Y. R. Shen, R. H. Baughman, and A. A. Zakhidov, Phys. Rev. B **69**, 165112 (2004).
 - [10] S. Wen, Y. Wang, W. Su, Y. Xiang, X. Fu, and D. Fan, Phys. Rev. E **73**, 036617 (2006).
 - [11] A. Joseph and K. Porsezian, Phys. Rev. A **81**, 023805 (2010).
 - [12] V. Roppo, C. Ciraci, C. Cojocaru, and M. Scalora, J. Opt. Soc. Am. B **27**, 1671 (2010).
 - [13] N. A. Zharova, I. V. Shadrivov, A. A. Zharov, and Y. S. Kivshar, Opt. Expr. **13**, 1291 (2005).
 - [14] P.-Y. Chen, M. Farhat, and A. Alù, Phys. Rev. Lett. **106**, 105503 (2011).
 - [15] N. Lazarides, M. Eleftheriou, and G. P. Tsironis, Phys. Rev. Lett. **97**, 157406 (2006).
 - [16] M. Eleftheriou, N. Lazarides, and G. P. Tsironis, Phys. Rev. E **77**, 036608 (2008).
 - [17] W. Cui, Y. Zhu, H. Li, and S. Liu, Phys. Rev. E **80**, 036608 (2009).
 - [18] M. Eleftheriou, N. Lazarides, G. P. Tsironis, and Y. S. Kivshar, Phys. Rev. E **80**, 017601 (2009).
 - [19] N. Lazarides, M. I. Molina, G. P. Tsironis, and Y. S. Kivshar, Phys. Lett. A **374**, 2095 (2010).
 - [20] I. V. Shadrivov, A. A. Zharov, N. A. Zharova, and Y. S. Kivshar, Photonics and Nanostructures Fundamentals and Applications **4**, 69 (2006).
 - [21] S. Flach and A. V. Gorbach, Phys. Rep. **467**, 1 (2008).
 - [22] S. Aubry, Physica D **103**, 201 (1997).
 - [23] N. Lazarides, M. Molina, and G. Tsironis, Acta Physica Polonica A **116**, 635 (2009).
 - [24] M. I. Molina, N. Lazarides, and G. P. Tsironis, Phys. Rev. E **80**, 046605 (2009).
 - [25] See the Supplemental Materials at <http://>.
 - [26] I. V. Shadrivov, S. K. Morrison, and Y. S. Kivshar, Opt. Expr. **14**, 9344 (2006).
 - [27] A. R. Davoyan, I. V. Shadrivov, and Y. S. Kivshar, Opt. Lett. **36**, 930 (2011).
 - [28] J. R. Salgueiro and Y. S. Kivshar, Appl. Phys. Lett. **97**, 081106 (2010).
 - [29] M. W. McCutcheon, G. W. Rieger, J. F. Young, D. Dalacu, P. J. Poole, and R. L. Williams, Appl. Phys. Lett. **95**, 221102 (2009).
 - [30] C. Lu, X. Hu, Y. Zhang, Z. Li, X. Xu, H. Yang, and Q. Gong, Appl. Phys. Lett. **99**, 051107 (2011).
 - [31] H. Wei, Z. Wang, X. Tian, M. Kall, and H. Xu, Nature Communications **2**, 387 (2011), doi: 10.1038/ncomms1388.
 - [32] T. Tanabe, M. Notomi, S. Mitsugi, A. Shinya, and E. Kuramochi, Appl. Phys. Lett. **87**, 151112 (2005).
 - [33] M. K. Kim, I. K. Hwang, S. H. Kim, H. J. Chang, and Y. H. Lee, Appl. Phys. Lett. **90**, 161118 (2007).
 - [34] C. Husko, A. D. Rossi, S. Combrié, Q. V. Tran, F. Raineri, and C. W. Wong, Appl. Phys. Lett. **94**, 021111 (2009).
 - [35] X. Y. Hu, P. Jiang, C. Y. Ding, H. Yang, and Q. H. Gong, Nature Photonics **2**, 185 (2008).

- [36] E. Shamonina, V. A. Kalinin, K. H. Ringhofer, and L. Solymara, J. Appl. Phys **92**, 6252 (2002).
- [37] N. Lazarides and G. P. Tsironis, Phys. Rev. E **71**, 036614 (2005).