

Flat bands with non-trivial topology in three dimensions

C. Weeks and M. Franz

Department of Physics and Astronomy, University of British Columbia, Vancouver, BC, Canada V6T 1Z1

We construct a simple model for electrons in a three-dimensional crystal where a combination of short-range hopping and spin-orbit coupling results in nearly flat bands characterized by a non-trivial \mathbb{Z}_2 topological index. The flat band is separated from other bands by a bandgap Δ much larger than the bandwidth W . We discuss the fate of the many-body ground state of electrons in the flat band in the presence of repulsive interactions at partial filling and conjecture that it may become a three-dimensional fractional topological insulator if conventional magnetic instabilities can be avoided.

Introduction. – When single-particle states of bosons or fermions comprise a flat band, the effect of interactions is generically non-perturbative and can lead to new states of quantum matter. For 2D electrons in a strong perpendicular magnetic field the flatness of Landau levels combined with non-zero Chern numbers leads to the spectacular fractional quantum Hall (FQH) effects^{1,2} and other exotic states such as the Wigner crystal.³ Recently, models for spinless fermions moving in two-dimensional lattices have been constructed that exhibit nearly-flat bands with non-zero Chern numbers, but remarkably in *zero* external magnetic field.^{4–7} It has been proposed, on the basis of heuristic arguments^{4,5} and numerical simulations,^{6,8,9} that at partial filling repulsive interactions may drive these systems into the zero-field FQH states. Although it is not clear apriori how to experimentally realize the above situation in a physical system, the prospect of engineering systems that can support fractional excitations without involving a magnetic field has led to significant interest recently in flat or nearly flat bands in various lattice models.

In this Communication we ask whether it is possible to achieve a flat band with non-trivial topology in a system of electrons in three spatial dimensions. It is well known that the concept of the first Chern number (and the FQH physics) does not generalize to three dimensions. However, recent advances in the theory of time-reversal (\mathcal{T}) invariant band insulators have established a uniquely three-dimensional \mathbb{Z}_2 -valued topological invariant^{10–12} called ν_0 which, as we argue below, can play a similar role. Taking a specific example of electrons moving in the 3D edge-centered cubic (perovskite) lattice we show that a suitable combination of short-range hoppings and spin-orbit coupling (SOC) terms can give rise to a nearly flat band with a non-trivial \mathbb{Z}_2 index $\nu_0 = 1$. With the chemical potential inside the bandgap such crystal would be a strong topological insulator with an odd number of topologically protected gapless states associated with all of its surfaces. At partial filling and in the presence of repulsive interactions we argue that the system may become a three-dimensional ‘fractional’ topological insulator.^{13–16}

Many lattice models are known to support completely flat bands. In 2D these include p -orbitals in the honeycomb lattice,¹⁷ as well as s -orbitals in the kagome,

dice and Lieb lattices.^{18–20} 3D examples include the pyrochlore and the perovskite lattice.^{18,20,21} In their simplest form however the above tight-binding models do not constitute a platform suitable for the study of exotic correlated phases for at least two reasons. First, in all cases the flat bands touch other dispersing bands, usually in a quadratic fashion. The interactions are thus bound to mix states from adjacent bands and this is clearly detrimental to the emergence of correlated phases. Second, even when the Hamiltonian is modified to open a gap, e.g. by adding SOC as in Ref. 20, the resulting flat (or nearly-flat) bands are in all known cases topologically trivial. In such topologically trivial flat bands the eigenstates can be chosen as exponentially localized around lattice sites and, at partial filling, interactions will typically select a crystalline ground state with broken translational symmetry and not an exotic featureless liquid that underlies the FQH effect. As already argued in Refs. 4–6,20 to reach such exotic phases one needs a flat band that is *topologically non-trivial*.

It is well known that in 2D a non-zero Chern number represents a topological obstruction to the formation of exponentially localized Wannier states.²² It is precisely this obstruction that tilts the balance in favor of FQH states in partially filled Landau levels (although Wigner crystal phases are still known to arise at very low filling fractions). For \mathbb{Z}_2 -odd phases of \mathcal{T} -invariant band insulators in 2D and 3D a similar topological obstruction exists²³ if one insists on Wannier states that respect \mathcal{T} . This consideration suggests that interacting electrons partially filling a flat band with a non-trivial \mathbb{Z}_2 index in a 3D crystal could either (i) spontaneously break \mathcal{T} and form a Wigner crystal, or (ii) remain \mathcal{T} -invariant and form one of the proposed 3D fractional topological insulators characterized either by spin-charge separation¹³ or by fractional magneto-electric effect controlled by fractional values of the axion parameter θ accompanied by ground state degeneracy.^{14–16}

In the following we lay groundwork for future investigations of these 3D exotic phases by constructing a simple tight-binding model whose spectrum has a flat band characterized by $\nu_0 = 1$ and is separated from other bands by a large gap.

The model. – As a first step in the program outlined above we study a simple tight-binding model with intrinsic

sic SOC terms on the 2D Lieb lattice, seen in Fig. 1(a), and the 3D perovskite lattice seen in Fig. 2(a). The relevant Hamiltonian reads

$$H = - \sum_{\langle ij \rangle \alpha} t_{ij} c_{i\alpha}^\dagger c_{j\alpha} - \delta \sum_{i \in \text{corner}} c_{i\alpha}^\dagger c_{i\alpha} + i\lambda \sum_{\langle\langle ij \rangle\rangle \alpha\beta} (\mathbf{d}_{ij}^1 \times \mathbf{d}_{ij}^2) \cdot \boldsymbol{\sigma}_{\alpha\beta} c_{i\alpha}^\dagger c_{j\beta}, \quad (1)$$

where $c_{i\alpha}^\dagger$ creates an electron of spin α on site i of the lattice, t_{ij} are the hopping amplitudes which we take equal to t_1 , t_2 , and t_3 for the first, second and third nearest neighbor sites respectively, and δ is an onsite energy for the corner sites (indicated as filled circles in Figs. 1a and 2a). Lastly, λ represents the amplitude for the next-nearest neighbour SOC where \mathbf{d}_{ij}^1 and \mathbf{d}_{ij}^2 are the two unit vectors along the nearest neighbour bonds connecting site i to its next-nearest neighbour j and $\boldsymbol{\sigma}$ is the vector of Pauli spin matrices.

In Ref. 20, we showed that for nearest neighbor hopping (t_1 only) and non-zero λ both Lieb and perovskite lattices became topological insulators possessing a non-trivial \mathbb{Z}_2 invariant. In both cases the bands carrying non-trivial invariants were strongly dispersing. From here then, our goal is to flatten out these bands by tuning the hopping strengths t_2 , t_3 , λ and the onsite energy δ without leaving the topological phase. Also, we want the flat band to be separated from all other bands by a large gap Δ so that interactions do not mix states from different bands. The relevant figure of merit,⁴⁻⁶ then, is the ratio of the flat-band width W to the bandgap Δ .

Lieb lattice. – As a warm-up exercise we first consider the valence band in the 2D Lieb lattice. Going over to momentum space and diagonalizing the Hamiltonian $\mathcal{H}_{\mathbf{k}}$ that follows from Eq. (1), the result of the tuning procedure can be seen in Fig. 1(b).

The procedure used for the tuning was the simplest available, namely introducing the parameters one by one and modifying the values by hand until the band was as flat as we could achieve. For the following set of values: $t_1 = 1$, $t_2 = -0.17$, $t_3 = -0.114$, $\lambda = 0.303$ and $\delta = -0.725$, the ratio of the bandwidth to the bandgap, $\Delta/W \approx 40.45$. We are sure a numerical minimization technique could improve upon our result, but comparing to previous results on the kagome, honeycomb, square, checkerboard and ruby lattices,⁴⁻⁷ this value is already quite respectable.

To show that the system has not migrated away from the topological phase during the parameter tuning stage, we first solve the system in a strip geometry numerically using the same parameters as above. This verifies that the spin-filtered gapless edge states, seen in Fig. 1(c), indeed persist. We also consider the Hamiltonian

$$H'(x) = (1-x)H_0 + xH, \quad (2)$$

where H_0 includes only t_1 and λ and is known to support the topological phase.²⁰ The result for Δ/W , starting at

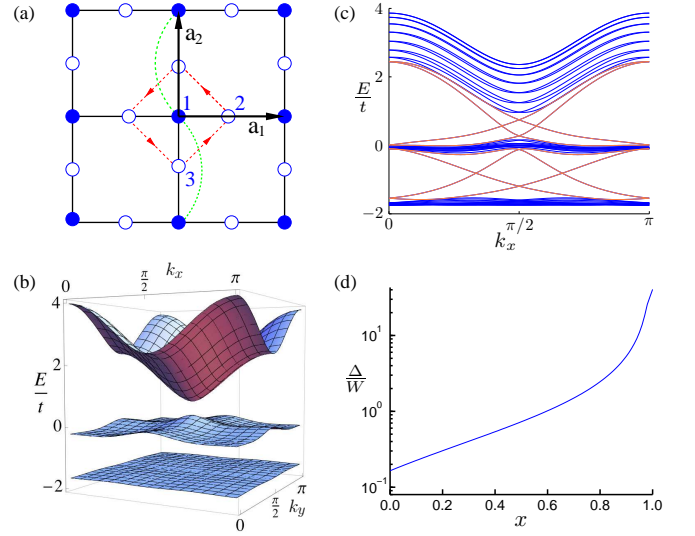


FIG. 1: (a) Lieb lattice showing 3-site basis in unit cell and basis vectors \mathbf{a}_1 and \mathbf{a}_2 . Second and third neighbor hoppings are indicated by red and green dotted lines, respectively. (b) Tight-binding dispersion for $\mathcal{H}_{\mathbf{k}}$ after tuning parameters to achieve maximal figure of merit Δ/W . For clarity the bulk energy bands are plotted over the shifted Brillouin zone $0 \leq k_x \leq \pi/a$, $0 \leq k_y \leq \pi/a$ where a represents the length of the nearest neighbor bond. (c) Bandstructure for strip of $N_y = 10$ unit cells with open boundary conditions along the y direction and infinite along x with the same parameters as in (b). (d) Semi-Log plot showing the evolution of the gap as one moves between a known topological insulating phase and the final set of finely tuned parameters.

$\lambda = 0.1$ ($t_1 = 1$) then adiabatically tuning x from 0 to 1, for the same final set of parameters in H , can be seen in Fig. 1(d). The ratio increases from its initial value $\Delta/W \approx 0.17$ to its largest value at $x = 1$, without closing the gap. The system is seen to remain in the topological phase.

What can one say about the fate of the ground state in the presence of repulsive interactions when the flat band is partially filled? Close to half filling, since the spin up and down electrons are decoupled, one expects the Stoner instability towards the ferromagnetic state. If we parametrize the interaction by the usual on-site Hubbard U then a gap $\sim U$ should open between the majority and minority bands when $W < U < \Delta$. For large enough U one can focus on the spin-polarized electrons in the majority band. In the presence of sufficiently strong residual interactions (e.g. nearest-neighbor repulsion V) and at fractional filling, this problem becomes similar to that considered in Refs.⁴⁻⁶ with spinless fermions. Analogous arguments then suggest the emergence of FQH states under favorable conditions. Another possibility is the formation of a \mathcal{T} -invariant fractional topological insulator²⁴ which can be pictured as two decoupled FQH states for the two spin species. Such a state might be favored if $U \ll V$.

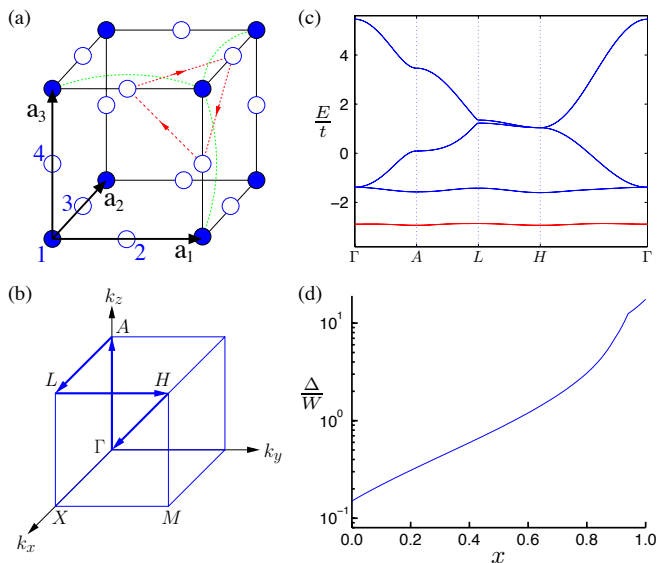


FIG. 2: (a) Perovskite lattice showing 4 sites in unit cell along with basis vectors. Second and third neighbor hoppings are indicated by red and green dotted lines, respectively. (b) High symmetry points in the Brillouin zone. (c) Bandstructure inside bulk along path of high symmetry for $\mathcal{H}_{\mathbf{k}}$ with finely tuned parameter set. (d) Semi-Log plot showing the evolution of the gap as one moves between a known topological insulating phase and the final set of finely tuned parameters.

Perovskite Lattice. – We now approach the main objective of this work: constructing flat bands with a non-trivial \mathbb{Z}_2 index in a 3D lattice. Our starting point is again the Hamiltonian given in Eq. (1) but now on the perovskite lattice, shown in Fig. 2(a). In Ref. 20 we showed that for nearest-neighbor hopping and $\lambda > 0$ the system becomes a (1;111) strong topological insulator when the lowest doubly degenerate band is filled. In an analogous fashion to the two dimensional case then, we aim to flatten out the lowest energy band by means of including additional parameters t_2 , t_3 and δ . The bandstructure for the set of parameters that maximize the bandgap to bandwidth ratio is shown in Fig. 2(c), over a path of high symmetry in the Brillouin zone illustrated in Fig. 2(b). The following set of values: $t_1 = 1$, $t_2 = -0.416$, $t_3 = -0.047$, $\lambda = -0.331$ and $\delta = 1.318$, yielded the ratio $\Delta/W \approx 17.56$. We remark that the ratio was calculated over the entire Brillouin zone and in Fig. 2(c) we have simply chosen one possible path here to illustrate the result. Including additional parameters in H , such as longer range hoppings, could no doubt further improve the above figure of merit but we do not pursue this here.

To ensure that the system remains in the topological phase, we adiabatically tune the parameter x from 0 to 1 in the Hamiltonian $H'(x)$ defined in Eq. (2). The result of this procedure can be seen in Fig. 2(d). The ratio, again, remains finite across the entire range from its initial value

$\Delta/W \approx 0.15$ to its largest value at $x = 1$. We conclude that the flat-band carries \mathbb{Z}_2 index (1;111).

Now imagine that the (doubly degenerate) flat band is partially filled and consider the effect of repulsive interactions. Unlike the 2D case discussed above where the residual $U(1)$ spin symmetry is preserved despite the presence of SOC, in the 3D strong topological insulator the $SU(2)$ spin symmetry is completely broken. In this situation it is not clear what the leading instability might be. In a similar flat-band setting describing Ir-based pyrochlore $\text{Y}_2\text{Ir}_2\text{O}_7$ Pesin and Balents¹³ argued for an exotic \mathcal{T} -invariant spin-charge separated topological Mott insulator while others found more conventional magnetic phases.^{25,26} Below, we investigate the magnetic instabilities of our model in the simplest case with on-site repulsion and at exact half filling of the flat bands.

Magnetic Instabilities. – We extend the Hamiltonian (1) above by including a Hubbard term

$$H_{\text{int}} = U \sum_i n_{i\uparrow}^{(1)} n_{i\downarrow}^{(1)} + U' \sum_{i,l>1} n_{i\uparrow}^{(l)} n_{i\downarrow}^{(l)} \quad (3)$$

with the goal of mapping out the magnetic phases as a function of U and U' by means of a standard mean-field calculation. The superscript l denotes the basis sites in the lattice, Figs. 1(a) and 2(a). We use the following decoupling

$$n_{i\uparrow} n_{i\downarrow} \rightarrow n_{i\uparrow} \langle n_{i\downarrow} \rangle + n_{i\downarrow} \langle n_{i\uparrow} \rangle - \langle n_{i\uparrow} \rangle \langle n_{i\downarrow} \rangle \quad (4)$$

and define the magnetization $m_i^{(l)} = \langle n_{i\uparrow}^{(l)} \rangle - \langle n_{i\downarrow}^{(l)} \rangle$ and occupation number $\bar{n}_i^{(l)} = \langle n_{i\uparrow}^{(l)} \rangle + \langle n_{i\downarrow}^{(l)} \rangle$. Furthermore, we focus on uniform magnetic phases, such that $m_i^{(l)} = m^{(l)}$ independent of the site index i .

To map out the phase diagram, we minimize the ground state energy with respect to $m^{(l)}$, and the result for half filling of the flat bands can be seen in Figures 3(a) and 3(b), for the Lieb and perovskite lattices respectively. Here $m = \sum_l m^{(l)}$ is the total magnetization per unit cell. For the Lieb lattice, the magnetization in the region $m \neq 0$ is approximately uniform over each of the lattice sites, whereas for the perovskite lattice, site 1 is dominant, consistent with the charge density distribution across the sites. As a result, the critical values U_c and U'_c differ quite dramatically in the perovskite case. A bandstructure plot in the region $m \neq 0$ for both lattices can be seen in Figures 3(c) and 3(d).

Conclusions. – We have established that it is possible to engineer nearly flat bands characterized by non-trivial \mathbb{Z}_2 topological invariants in both the 2D Lieb lattice and its three dimensional counterpart, the edge centered cubic (perovskite) lattice. With our 2D example we have simply added to the growing number of lattices capable of producing this behavior, whereas the 3D result is to the best of our knowledge completely novel. The key question that makes these finding potentially broadly relevant is the nature of the many-body ground state that occurs in the presence of repulsive interactions and at partial

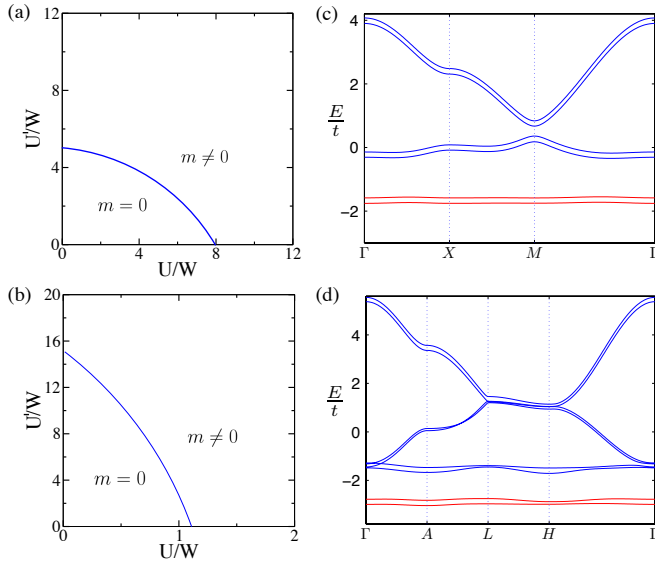


FIG. 3: (a) Phase diagram for Lieb lattice ($W \approx 0.034$). (b) Phase diagram for perovskite lattice ($W \approx 0.072$). (c) Bandstructure for Lieb lattice with $U/W = U'/W = 15$, $m^{(1)} \approx 0.35$ and $m^{(2)} = m^{(3)} \approx 0.32$. (d) Phase diagram for perovskite lattice with $U/W = 5$, $U'/W = 25$, $m^{(1)} \approx 0.62$, $m^{(2)} = m^{(3)} \approx 0.11$ and $m^{(4)} \approx 0.05$.

filling. Unlike the 2D case where the Laughlin liquid² furnishes a well established paradigm for the topologically ordered correlated ground state, in 3D such a template is presently lacking. Our result in 3D provides a concrete framework for addressing these interesting questions and

we hope that it might inspire further studies.

Can our model be realized in a physical system? As mentioned previously²⁰ there exist many perovskites in nature as well as many layered perovskites composed of weakly coupled 2D planes with Lieb lattice structure. It is presently unknown if any of these physical crystals are topological insulators or whether they have suitable flat bands. Nevertheless our theoretical results demonstrate that a near-ideal situation (in terms of strong interaction physics) can arise in a very simple model in the family of lattices that widely occur in natural systems and with parameters that are eminently reasonable in that they include only short-range electron hopping. Also alluded to was the possibility of engineering the 2D system by modulating a two-dimensional electron gas with a periodic potential having Lieb lattice symmetry, in an analogous fashion to the ‘artificial graphene’ created recently.²⁷ Another possibility lies with cold fermionic or bosonic atoms in optical lattices as discussed in Refs. [28,29], with a detailed study on the Lieb lattice provided in Ref. 30.

Understanding the fate of the ground state of electrons in the topologically non-trivial 3D flat band in the presence of strong interactions beyond the simple mean-field analysis is clearly a problem beyond the scope of this study. We remark however that with the concrete simple model now at hand this problem should be amenable to the suite of analytical approaches as well as numerical techniques such as the exact diagonalization on small clusters and variants of the dynamical mean-field theory.

Acknowledgment.—The authors have benefited from discussions with C. Chamon and J.E. Moore. This work was supported by NSERC and CIFAR.

- ¹ D.C. Tsui, H.L. Stormer, and A.C. Gossard, Phys. Rev. Lett. **48**, 1559 (1982).
- ² R.B. Laughlin, Phys. Rev. Lett. **50**, 1395 (1983).
- ³ P.K. Lam and S. M. Girvin, Phys. Rev. B **30**, 473 (1984), and references therein.
- ⁴ E. Tang, J.-W. Mei and X.-G. Wen, Phys. Rev. Lett. **106**, 236802 (2011).
- ⁵ K. Sun, Z. Gu, H. Katsura and S. Das Sarma, Phys. Rev. Lett. **106**, 236803 (2011).
- ⁶ T. Neupert, L. Santos, C. Chamon and C. Mudry, Phys. Rev. Lett. **106**, 236804 (2011).
- ⁷ X. Hu, M. Kargarian and G. Fiete, Phys. Rev. B **84** 155116 (2011).
- ⁸ D.N. Sheng, Z.-C. Gu, K. Sun, and L. Sheng, Nat. Comm. **2**, 389 (2011).
- ⁹ N. Regnault, B.A. Bernevig, arXiv:1105.4867
- ¹⁰ J.E. Moore, Nature **464**, 194 (2010)
- ¹¹ M.Z. Hasan, C.L. Kane, Rev. Mod. Phys. **82**, 3045 (2010).
- ¹² X.-L. Qi, S.-C. Zhang, arXiv:1008.2026
- ¹³ D.A. Pesin and L. Balents, Nat. Phys. **6**, 376 (2010).
- ¹⁴ J. Maciejko, X.-L. Qi, A. Karch and S.-C. Zhang Phys. Rev. Lett. **105**, 246809 (2010).
- ¹⁵ B. Swingle, M. Barkeshli, J. McGreevy and T. Senthil, Phys. Rev. B **83** 195139 (2011).
- ¹⁶ X.-L. Qi, Phys. Rev. Lett. **107**, 126803 (2011).
- ¹⁷ C. Wu, D. L. Bergman, L. Balents and S. Das Sarma, Phys. Rev. Lett. **99**, 070401 (2007).
- ¹⁸ D. L. Bergman, C. Wu and L. Balents, Phys. Rev. B **78** 125104 (2008).
- ¹⁹ H. M. Guo and M. Franz, Phys. Rev. B **80**, 113102 (2009).
- ²⁰ C. Weeks and M. Franz, Phys. Rev. B **82** 085310 (2010).
- ²¹ H. M. Guo and M. Franz, Phys. Rev. Lett. **103**, 206805 (2009).
- ²² D.J. Thouless, J. Phys. C, **17**, L325 (1984).
- ²³ A.A. Soluyanov and D. Vanderbilt, Phys. Rev. B **83**, 035108 (2011).
- ²⁴ M. Levin and A. Stern Phys. Rev. Lett. **103**, 196803 (2009).
- ²⁵ X. Wan, A.M. Turner, A. Vishwanath, and S.Y. Savrasov, Phys. Rev. B **83**, 205101 (2011).
- ²⁶ W. Witczak-Krempa and Y.-B. Kim, arXiv:1105.6108
- ²⁷ M. Gibertini *et al.*, Phys. Rev. B **79**, 241406 (2009).
- ²⁸ T. D. Stanescu *et al.*, Phys. Rev. A **79**, 053639 (2009).
- ²⁹ S. L. Zhu *et al.*, Phys. Rev. Lett. **97**, 240401 (2006).
- ³⁰ N. Goldman, D.F. Urban and D. Bercioux, Phys. Rev. A **83**, 063601 (2011)