

Partitioning of the molecular density matrix over atoms and bonds

Diederik Vanfleteren,¹ Dimitri Van Neck,¹ Patrick Bultinck,² Paul W. Ayers,³ and Michel Waroquier¹

¹*Ghent University, Center for Molecular Modeling, Technologiepark 903, B-9052 Zwijnaarde, Belgium*

²*Ghent University, Department of Inorganic and Physical Chemistry, Krijgslaan 281 (S3), B-9000 Gent, Belgium*

³*McMaster University, Department of Chemistry, Hamilton, Ontario L8S 4M1, Canada*

(Dated: November 27, 2024)

Abstract

A double-index atomic partitioning of the molecular first-order density matrix is proposed. Contributions diagonal in the atomic indices correspond to atomic density matrices, whereas off-diagonal contributions carry information about the bonds. The resulting matrices have good localization properties, in contrast to single-index atomic partitioning schemes of the molecular density matrix. It is shown that the electron density assigned to individual atoms, when derived from the density matrix partitioning, can be made consistent with well-known partitions of the electron density over AIM basins, either with sharp or with fuzzy boundaries. The method is applied to a test set of about 50 molecules, representative for various types of chemical binding. A close correlation is observed between the trace of the bond matrices and the SEDI (shared electron density index) bond index.

I. INTRODUCTION

The most common way chemists look at molecules is to consider them as composed of atoms held together by chemical bonds. Moreover, the chemical characteristics of atoms and functional groups of bonded atoms are highly transferable between different molecules. Although this picture predates quantum mechanics, it is so useful for rationalizing and even predicting experimental observations that it is still ubiquitous. However, the question remains of how to properly describe the atom in the molecule (AIM) in a quantum mechanical way. This question has been addressed by many people and various techniques have been developed to describe this elusive concept.

The techniques used thus far can largely be divided into only a few different categories. In one group, one uses the attachment of basis functions to atomic centers to extract the AIM. The best known method of this type is the Mulliken population analysis [1]. The second, and for the present paper the most important, group of techniques uses a three-dimensional (3D) splitting of space with either sharp boundaries between different AIM (e.g. Bader’s Quantum Chemical Topology (QCT) [2–4]), or with more fuzzy boundaries (e.g. the original Hirshfeld method [5] and recent extensions [6–10], and Mayer’s fuzzy atoms [11]). In the second group of methods, one uses the molecular electron density and its properties as the guide for obtaining the AIM. However, not all AIM properties can be directly expressed in terms of the electron density. A very simple example is the kinetic energy of an AIM, for which the full (nondiagonal) density matrix is needed rather than the electron density. For some quantities one even has to go up to the second order density matrix. This means that a more fundamental approach to the AIM should be based on density matrices [12]. In Bader’s QCT only the electron density and its derivatives are required to arrive at the AIM energy via the AIM virial theorem [2], but several concerns remain. For instance, Cioslowski and Karwowski arrived at the conclusion that arbitrary choices in the Lagrangian density can have an important influence on the uniqueness of Bader’s AIM [13].

In the present work, we describe how an AIM density matrix that is consistent with a 3D division of the molecular density in AIM’s can be obtained. Several such methods have been explored previously, for instance, in the work of Alcoba et al [14]. These authors derive a QCT-based density matrix in the following way. First, the one density matrix is expressed in terms of an orthonormal molecular orbital set through the matrix $D = \{D_{i\sigma,j\sigma}\}$ where $i\sigma$ denotes a molecular orbital i with spin σ . Given the positive-definite character of this matrix, it can be factorized as

follows:

$$D_{i\sigma,j\sigma} = \sum_{k,l} (D^{1/2})_{i\sigma,k\sigma} \delta_{k\sigma,l\sigma} (D^{1/2})_{l\sigma,j\sigma} \quad (1)$$

The Kronecker delta $\delta_{k\sigma,l\sigma}$ can be very simply rewritten as:

$$\delta_{k\sigma,l\sigma} = \langle k\sigma|l\sigma \rangle = \sum_A \langle k\sigma|l\sigma \rangle_A = \sum_A \langle k\sigma|W_A|l\sigma \rangle \quad (2)$$

In other words, the Kronecker delta is written as a sum of atom-condensed overlap integrals $\langle k\sigma|l\sigma \rangle_A$ where the weight $W_A(\mathbf{r})$ acts as an operator to delineate the AIM domain in the molecule. QCT and Hirshfeld based methods differ mainly in the choice of the operator $W_A(\mathbf{r})$, which is either binary as in QCT, or fuzzy as in Hirshfeld and related methods. An AIM density matrix $D_{i\sigma,j\sigma}^A$ with eigenvalues constrained to the interval $[0, 1]$ can then be obtained as:

$$D_{i\sigma,j\sigma}^A = \sum_{k,l} (D^{1/2})_{i\sigma,k\sigma} \langle k\sigma|W_A|l\sigma \rangle (D^{1/2})_{l\sigma,j\sigma} \quad (3)$$

This method, although shown to give interesting results when starting from QCT, has as the drawback of being inconsistent with the underlying AIM method. QCT starts from a strict, binary division of space in AIM domains. However, inspection of Eq. (3) shows that the electron density of the AIM is not confined to the AIM domain but spreads over the entire space. Extension of the above to a more fuzzy partitioning of space is straightforward, but any scheme along the lines of Eq. (3) will result in orbitals extending far outside the atomic basin assigned to A . It should be added that Alcoba et al. also introduced a different partitioning by distributing only the molecular occupation numbers in the density matrix over the different atoms, retaining the molecular natural orbitals. This obviously again does not lead to very well localized density matrices although the authors reduce this problem by first localizing the molecular natural orbitals [15, 16].

In the following we pursue a method that satisfies all the following requirements:

- The AIM density matrix should be derived starting from a 3D partitioning of space into atomic domains such that the AIM density matrix and electron density always remain mutually consistent.
- The sum of AIM density matrix eigenvalues should equal the electron occupancy of the AIM as obtained from the density analysis, and both the starting AIM density and that obtained from the coordinate space diagonal elements of the density matrix should be the same.
- The density matrices obtained should be localized.

- The scheme should involve a double atomic index partitioning with diagonal elements AA corresponding to twice the atom A and off-diagonal elements AB, whose eigenvectors correspond to chemical bonding between the atoms A and B.

The two-index approach is necessary because of the inherent non-local nature of the density matrix, as was recently also argued by Mayer and Salvador [17]. Introducing the two-index partitioning also provides an orbital perspective on the changes in the atoms when bonds are formed, by extracting bond orbitals with associated eigenvectors from the “bond” density matrices. In this sense, our method is reminiscent in philosophy to the so-called Natural Orbitals for Chemical Valence introduced by Nalewajski et al. [18] and used recently to describe chemical bonds by Ziegler and co-workers [19, 20].

II. THEORY

A. Double atom partitioning of the molecular density matrix

We use notation $\mathbf{x} = \mathbf{r}\sigma$ to specify the single-electron states in coordinate space, where σ represents the spin degrees of freedom. The first-order density matrix (1DM) for an N -electron molecule with wave function $\Psi(\mathbf{x}_1, \dots, \mathbf{x}_N)$ is defined as

$$\rho(\mathbf{x}, \mathbf{x}') = N \int d\mathbf{x}_2 \dots \int d\mathbf{x}_N \Psi^\dagger(\mathbf{x}, \mathbf{x}_2, \dots, \mathbf{x}_N) \Psi(\mathbf{x}', \mathbf{x}_2, \dots, \mathbf{x}_N) \quad (4)$$

We restrict ourselves to molecules with a singlet ground state. In that case

$$\rho(\mathbf{x}, \mathbf{x}') = \frac{1}{2} \delta_{\sigma, \sigma'} \rho(\mathbf{r}, \mathbf{r}'), \quad (5)$$

and the electron spin can be discarded.

Successful partitioning schemes based on dividing the molecular electron density $\rho(\mathbf{r}) \equiv \rho(\mathbf{r}, \mathbf{r})$ in atomic parts rely on introducing positive atomic weight functions $W_A(\mathbf{r})$, which set up an atomic decomposition of space [21] in a sense that $\sum_A W_A(\mathbf{r}) = 1$. Then,

$$\rho_A(\mathbf{r}) = \rho(\mathbf{r}) W_A(\mathbf{r}) \quad (6)$$

represents the fraction of the molecular electron density assigned to atom A . The various schemes differ mainly in the nature of $W_A(\mathbf{r})$. In Bader’s QCT [2–4], $W_A(\mathbf{r})$ is a binary operator. In the Hirshfeld method [5] and the more recent Hirshfeld-I extension of it [6], $W_A(\mathbf{r})$ is given as:

$$W_A(\mathbf{r}) = \frac{\rho_A^0(\mathbf{r})}{\sum_B \rho_B^0(\mathbf{r})} \quad (7)$$

where $\rho_A^0(\mathbf{r})$ is the density of the isolated atom A . The difference between the regular Hirshfeld and the Hirshfeld-I method lies in the choice of the states and charges of the atoms used, as described in Bultinck et al. [5]. In the Iterated Stockholder Atoms [9, 10], a separate weight function is used for different spherical shells around the atom.

In this paper we want to extend the idea of dividing the molecular electron density to the (more complex) first-order density matrix. At first, a single atom partitioning scheme

$$\rho(\mathbf{r}, \mathbf{r}') = \sum_A \rho_A(\mathbf{r}, \mathbf{r}') \quad (8)$$

was sought that would fulfill the essential property of hermiticity with eigenvalues between 0 and 2. This single atom density matrix should also be strictly localized; that is, the 1DM assigned to an atom A should be only appreciably different from zero when both \mathbf{r} and \mathbf{r}' are near atom A . Equivalently, the occupied natural orbitals of the atomic density matrix should be strictly confined to the neighborhood of the atom. The transferability of the AIM scheme clearly benefits from this concept of localization. Unfortunately, a single atom partitioning scheme of the 1DM as in Eq. (8) can never fulfill this requirement because the molecular 1DM is (almost always) delocalized and has sizeable contributions for \mathbf{r} and \mathbf{r}' near two different atoms. To accommodate the localization requirement there should be a double atomic weighting, depending on both \mathbf{r} and \mathbf{r}' . This was also recently argued by Mayer and Salvador [17]. Therefore it seems more natural to introduce a double-atom partitioning.

$$\rho(\mathbf{r}, \mathbf{r}') = \sum_{AB} \rho_{AB}(\mathbf{r}, \mathbf{r}'), \quad (9)$$

where

$$\rho_{AB}(\mathbf{r}, \mathbf{r}') = \frac{1}{2} (w_A(\mathbf{r})w_B(\mathbf{r}') + w_B(\mathbf{r})w_A(\mathbf{r}')) \rho(\mathbf{r}, \mathbf{r}') = \rho_{BA}(\mathbf{r}, \mathbf{r}') \quad (10)$$

and the $w_A(\mathbf{r})$ are atomic weight functions obeying

$$0 \leq w_A(\mathbf{r}) \leq 1 \quad \text{and} \quad \sum_A w_A(\mathbf{r}) = 1. \quad (11)$$

We will use the lowercase notation $w_A(\mathbf{r})$ to indicate weight functions used in the double-index partitioning (9-10). In general, these will differ from the (uppercase) weight functions $W_A(\mathbf{r})$ used in a single-index electron density partitioning as in Eq. (6).

Provided the weight functions are properly localized, it is clear that $\rho_{AB}(\mathbf{r}, \mathbf{r}')$ also will have suitable localization properties, i.e. being appreciably different from zero only when one of the arguments is near atom A and the other one near atom B .

B. Properties of the matrix partitioning

The individual contributions to the decomposition (9) are all hermitian matrices. They clearly come in two types, diagonal (AA) and off-diagonal (AB with $A \neq B$), which will be called atomic density matrices and bond matrices, respectively.

The diagonal terms ρ_{AA} indeed qualify as first order density matrices, having eigenvalues between 0 and 2. The lower bound is a trivial consequence of

$$\rho_{AA}(\mathbf{r}, \mathbf{r}') = w_A(\mathbf{r})\rho(\mathbf{r}, \mathbf{r}')w_A(\mathbf{r}') \quad (12)$$

and of the positivity of the molecular 1DM. The upper bound follows from the fact that for any electron wave function $\phi(\mathbf{r})$ one has

$$\int d\mathbf{r} \int d\mathbf{r}' \phi(\mathbf{r})\rho_{AA}(\mathbf{r}, \mathbf{r}')\phi(\mathbf{r}') = \int d\mathbf{r} \int d\mathbf{r}' [w_A(\mathbf{r})\phi(\mathbf{r})]\rho(\mathbf{r}, \mathbf{r}') [w_A(\mathbf{r}')\phi(\mathbf{r}')] \quad (13)$$

$$\leq 2 \int d\mathbf{r} w_A(\mathbf{r})^2 \phi(\mathbf{r})^2 \quad (14)$$

$$\leq 2 \int d\mathbf{r} \phi(\mathbf{r})^2. \quad (15)$$

The inequality (14) results from the upper bound for the eigenvalues of the molecular 1DM, which implies that $\int d\mathbf{r} \int d\mathbf{r}' \chi(\mathbf{r})\chi(\mathbf{r}')\rho(\mathbf{r}, \mathbf{r}') \leq 2$ for any normalized wave function $\chi(\mathbf{r})$, and by applying this property to $\chi(\mathbf{r}) = [w_A(\mathbf{r})\phi(\mathbf{r})]/\{\int d\mathbf{r} [w_A(\mathbf{r})\phi(\mathbf{r})]^2\}^{1/2}$. The inequality (15) follows from $w_A(\mathbf{r}) \leq 1$.

The summed atomic density matrices do not carry the total number of electrons, since

$$\sum_A \int d\mathbf{r} \rho_{AA}(\mathbf{r}, \mathbf{r}) = \sum_A \int d\mathbf{r} \rho(\mathbf{r}) w_A^2(\mathbf{r}) \leq \sum_A \int d\mathbf{r} \rho(\mathbf{r}) w_A(\mathbf{r}) \leq N; \quad (16)$$

here we used Eq. (11) and $w_A^2(\mathbf{r}) \leq w_A(\mathbf{r})$. The defect in the electron number must be in the bond matrices, as Eq. (9) implies that $N = \sum_{AB} \int d\mathbf{r} \rho_{AB}(\mathbf{r}, \mathbf{r})$. For each atom pair AB , the bond matrix is seen to carry a positive number of electrons, $\int d\mathbf{r} \rho_{AB}(\mathbf{r}, \mathbf{r}) = \int d\mathbf{r} \rho(\mathbf{r}) w_A(\mathbf{r}) w_B(\mathbf{r}) \geq 0$. However, the bond matrices are not positive by construction, and in general negative eigenvalues do occur.

The presence of negative eigenvalues in the bond matrices, disturbing at first, can be readily understood by rewriting Eq. (10) as

$$\rho_{AB}(\mathbf{r}, \mathbf{r}') = \sum_i [\psi_{ABi}^{(+)}(\mathbf{r})\psi_{ABi}^{(+)}(\mathbf{r}') - \psi_{ABi}^{(-)}(\mathbf{r})\psi_{ABi}^{(-)}(\mathbf{r}')], \quad (17)$$

where $\psi_{ABi}^{(\pm)}(\mathbf{r}) = \sqrt{d_i/2}[w_A(\mathbf{r}) \pm w_B(\mathbf{r})]\psi_i(\mathbf{r})$, and the $\psi_i(\mathbf{r})$ and d_i are the natural orbitals and corresponding occupancies of the molecular 1DM. The summed atomic density matrices can be rewritten similarly as

$$\rho_{AA}(\mathbf{r}, \mathbf{r}') + \rho_{BB}(\mathbf{r}, \mathbf{r}') = \sum_i [\psi_{ABi}^{(+)}(\mathbf{r})\psi_{ABi}^{(+)}(\mathbf{r}') + \psi_{ABi}^{(-)}(\mathbf{r})\psi_{ABi}^{(-)}(\mathbf{r}')], \quad (18)$$

To see what is going on, consider the most naive picture of covalent binding, with a fully occupied ($d_i = 2$) molecular orbital $\psi_i(\mathbf{r}) \approx [\phi_A(\mathbf{r}) + \phi_B(\mathbf{r})]/\sqrt{2}$ as the bonding combination of atomic orbitals $\phi_A(\mathbf{r})$ and $\phi_B(\mathbf{r})$. Assuming extreme localization properties for the weight functions (i.e. $w_A(\mathbf{r})\phi_B(\mathbf{r}) = 0$, $w_A(\mathbf{r})\phi_A(\mathbf{r}) = \phi_A(\mathbf{r})$) one can then interpret the corresponding $\psi_i^{(\pm)}(\mathbf{r}) \approx [\phi_A(\mathbf{r}) \pm \phi_B(\mathbf{r})]/\sqrt{2}$ as the bonding/antibonding combination. In this idealized situation, the summed atomic density matrices in Eq. (18) have equal occupancy in the bonding/antibonding orbitals, and the bond matrix in Eq. (17) needs to have negative eigenvalues in order to destroy the occupancy of the antibonding combination and enforce the occupation of the bonding combination in the total molecular 1DM. Note that negative eigenvalues for AB combinations also occur in the Natural Orbitals for Chemical Valence (NOCV) technique used recently by Ziegler and co-workers [19, 20].

C. Consistency of density matrix and electron-density partitioning

It is interesting to reflect on what would be the total electron density $\rho_A(\mathbf{r})$ assigned to a particular atom A in the double atomic partitioning scheme of Eq. (9). Apart from the diagonal AA density matrix, there are now also contributions from the AB bond matrices, and these can be distributed over the single-atom densities in different ways. We will study two of these, as they can be considered to be extreme cases.

In the nonweighted scheme (this could also be called a Mulliken-like method [22]), the atoms A and B receive an equal share of the density in the bond,

$$\rho_A^n(\mathbf{r}) = \rho_{AA}(\mathbf{r}, \mathbf{r}) + \sum_{B(\neq A)} \rho_{AB}(\mathbf{r}, \mathbf{r}) = \rho(\mathbf{r})w_A(\mathbf{r}). \quad (19)$$

In the weighted scheme, the atoms receive a share reflecting the balance of the weights $w_A(\mathbf{r})$ and

$w_B(\mathbf{r})$,

$$\begin{aligned}\rho_A^w(\mathbf{r}) &= \rho_{AA}(\mathbf{r}, \mathbf{r}) + \sum_{B(\neq A)} \rho_{AB}(\mathbf{r}, \mathbf{r}) \left(\frac{2w_A(\mathbf{r})}{w_A(\mathbf{r}) + w_B(\mathbf{r})} \right) \\ &= \rho(\mathbf{r})w_A(\mathbf{r}) \left[\sum_B \left(\frac{2w_A(\mathbf{r})w_B(\mathbf{r})}{w_A(\mathbf{r}) + w_B(\mathbf{r})} \right) \right].\end{aligned}\quad (20)$$

Summing Eq. (20) over all atoms yields the molecular electron density, as it should be:

$$\begin{aligned}\sum_A \rho_A^w(\mathbf{r}) &= \rho(\mathbf{r}) \left[\sum_{AB} \left(\frac{2w_A^2(\mathbf{r})w_B(\mathbf{r})}{w_A(\mathbf{r}) + w_B(\mathbf{r})} \right) \right] \\ &= \rho(\mathbf{r}) \frac{1}{2} \left[\sum_{AB} \left(\frac{2w_A^2(\mathbf{r})w_B(\mathbf{r})}{w_A(\mathbf{r}) + w_B(\mathbf{r})} + \frac{2w_B^2(\mathbf{r})w_A(\mathbf{r})}{w_A(\mathbf{r}) + w_B(\mathbf{r})} \right) \right] \\ &= \rho(\mathbf{r}) \left[\sum_{AB} \left(\frac{w_A(\mathbf{r})w_B(\mathbf{r})(w_A(\mathbf{r}) + w_B(\mathbf{r}))}{w_A(\mathbf{r}) + w_B(\mathbf{r})} \right) \right] \\ &= \rho(\mathbf{r}) \left[\sum_{AB} w_A(\mathbf{r})w_B(\mathbf{r}) \right] = \rho(\mathbf{r}).\end{aligned}\quad (21)$$

In both schemes, there is now the possibility of choosing the weights $w_A(\mathbf{r})$ in such a way that the single-atom density $\rho_A^{n,w}(\mathbf{r})$ coincides with an established AIM electron-density model of the form (6). In the nonweighted scheme, one simply takes $w_A(\mathbf{r}) \equiv W_A(\mathbf{r})$. In the weighted scheme, consistency requires that the weights obey a set of nonlinear equations,

$$\forall A: \quad w_A(\mathbf{r}) \left[\sum_B \left(\frac{2w_A(\mathbf{r})w_B(\mathbf{r})}{w_A(\mathbf{r}) + w_B(\mathbf{r})} \right) \right] = W_A(\mathbf{r}).\quad (22)$$

In practice, we always found that the iterative sequence

$$w_A^{(0)}(\mathbf{r}) = W_A(\mathbf{r}); \quad w_A^{(i+1)}(\mathbf{r}) = \left\{ \frac{W_A(\mathbf{r})}{\left[\sum_B \left(\frac{2w_B^{(i)}(\mathbf{r})}{w_A^{(i)}(\mathbf{r}) + w_B^{(i)}(\mathbf{r})} \right) \right]} \right\}^{1/2}\quad (23)$$

converges rapidly (in at most 20 iterations) to a stable solution of Eq. (22) with

$$\sum_A |w_A^{(i+1)} - w_A^{(i)}| < 10^{-10}\quad (24)$$

as the convergence criterion.

It should be noted that in all numerical work in this paper the Hirshfeld-I weight functions $W_A(\mathbf{r})$ were taken as input; for other ‘‘fuzzy atom’’ prescriptions, like ISA, we expect similar

results. The Bader AIM concept is fundamentally different in that it has hard boundaries for the atomic basins. In the absence of non-nuclear attractors space is partitioned into the atomic basins, and the corresponding Bader weight function $W_A(\mathbf{r})$ is zero/one if \mathbf{r} is outside/inside the basin of atom A . One can easily verify that for such binary weight functions the nonweighted and weighted schemes coincide, and there is no need to solve the nonlinear equations (22). On the other hand, the possible presence of non-nuclear attractors is problematic, as it cannot easily be reconciled with the underlying AIM picture. However, it deserves to be mentioned that with the present density matrix partitioning, the atomic electron densities from QCT remain localized to the AIM basin.

D. Expressions in a finite basis set

In practice, the partitioned density matrices are expressed in a finite basis set, as used in the molecular calculation. In the basis of the molecular natural orbitals $\psi_i(\mathbf{r})$, e.g., the partitioned 1DM becomes

$$\begin{aligned}
(\rho_{AB})_{ij} &= \int d^3r d^3r' \psi_i(\mathbf{r}) \rho_{AB}(\mathbf{r}, \mathbf{r}') \psi_j(\mathbf{r}') \\
&= \int d^3r d^3r' \psi_i(\mathbf{r}) \psi_j(\mathbf{r}') \frac{1}{2} [w_A(\mathbf{r}) w_B(\mathbf{r}') + w_B(\mathbf{r}) w_A(\mathbf{r}')] \sum_k d_k \psi_k(\mathbf{r}) \psi_k(\mathbf{r}') \\
&= \sum_k d_k \frac{1}{2} [C_{ik}^A C_{jk}^B + C_{ik}^B C_{jk}^A].
\end{aligned} \tag{25}$$

Note that in the present calculation the $\psi_i(\mathbf{r})$ are just the molecular HF orbitals, and the natural occupations d_i are 2 (0) for the occupied (unoccupied) orbitals. It follows that the ρ_{AB} matrix is expressed in terms of the atomic overlap matrix elements (AOM) :

$$C_{ij}^A = \int d^3r \psi_i(\mathbf{r}) w_A(\mathbf{r}) \psi_j(\mathbf{r}). \tag{26}$$

The traces of the atomic and bond density matrices correspond exactly to the net and overlap populations for fuzzy atoms as defined in Eq. (6) of Ref. [11] (of course, when the same weight functions are used).

The matrix representation $(\rho_{AB})_{ij}$ in Eq. (25), in the finite single-particle space spanned by the basis set, is only equivalent to Eq. (10) in the limit of a complete basis set. But since the underlying SCF calculation is performed in the same finite basis set, it can be argued that consistent calculations actually require the use of the limited basis set expressions in Eq. (25). In a sense,

the single-particle space spanned by the finite basis set is "all there is". This holds in particular for subsequent AIM energy considerations: care should be taken that only matrix elements of the electronic Hamiltonian in the finite basis set are used, since these are the ones that fixed the electronic structure of the molecule.

For a reasonable large basis set, the differences between results obtained using Eq. (25) and Eq. (10) are small anyway, as can be suspected by the clean convergence behaviour in Table III.

III. COMPUTATIONAL METHODS

The partitioning scheme described in Sec. II was tested by partitioning the 1DM of a small set (listed in Table I) of ca. 50 simple molecules with a singlet ground state, representative of a diverse variety of chemical bonds. The 1DM was calculated at the Hartree-Fock level of theory using the Aug-cc-pVDZ basis set [23–25]. The geometry was taken from a B3LYP [26–29] /cc-pVDZ [24, 25, 30] optimization.

The scheme was implemented using atomic weight functions $W_A(\mathbf{r})$ from a Hirshfeld-I analysis. The weight functions $w_A(\mathbf{r})$ for the double atomic partitioning in Eq. (9) were constructed in both the nonweighted scheme ($w_A(\mathbf{r}) = W_A(\mathbf{r})$) and in the weighted scheme of Eq. (22). The iterative Hirshfeld weights and the adapted weights $w_A(\mathbf{r})$ are calculated on atom-centered grids, using a logarithmic radial grid of 100 points with $r_{\min} = 10^{-6} \text{ \AA}$ and $r_{\max} = 20 \text{ \AA}$, and Lebedev angular grids [31–36] with 170 points having randomized orientation on the different shells.

For CO and C₃H₃N additional calculations were performed in larger (Aug-cc-pVTZ and Aug-cc-pVQZ) [23–25] basis sets and with larger integration grids, in order to assess basis set and grid convergence.

IV. RESULTS AND DISCUSSION

A. Natural orbitals and populations

Diagonalisation of the matrices in Eq. (25) leads to the natural orbitals and occupations. As an example of the results obtained, Figs. 1-2 depict the dominant natural orbitals and occupations of the atomic density matrix ρ_{AA} of carbon and oxygen in CO, within the weighted scheme. The natural orbitals are slightly deformed versions of the typical atomic $1s$ (a), $2s$ (b), $2p_x$, $2p_y$ and $2p_z$ (c-d-e) orbitals (with the z -direction corresponding to the internuclear axis). They are clearly

AlCl ₃	C ₆ H ₆ (benzene)	CHONH ₂	H ₃ O ⁺	LiF	OS ₂
AlH ₃	CF ₄	CHOOH	HCl	LiH	SF ₆
B ₂ H ₆	CH ₂ NH	Cl ₂	HCN	LiOH	
BeH ₂	CH ₂ O	CO	HCOOCH ₃	N ₂	
BH ₃	CH ₂ O ₂ (dioxirane)	CO ₂	HF	N ₂ O	
C ₂ H ₂ (acetylene)	C ₃ H ₈ (propane)	F ₂	HNO ₂	NaCl	
C ₂ H ₄	CH ₃ NH ₂	H ₂	HNO ₃	NaOH	
C ₂ H ₆	CH ₃ OCH ₃	H ₂ O	HOCl	NH ₃	
C ₃ H ₃ N (acrylonitrile)	CH ₃ OH	H ₂ S	HOOH	O ₂	
C ₃ H ₄ (cyclopropene)	CH ₄	H ₂ SO ₄	Li ₂	O ₃	

TABLE I: List of molecules in the test set.

localized and have populations between 0 and 2. Note that for these main contributions the shape of the orbitals in the nonweighted scheme is visually indistinguishable from those presented in Figs. 1-2. The orbitals that represent the core $1s$ atomic orbitals have a population well below 2.00 (the expected value of an orbital not involved in bonding), resp. 1.84 in carbon and 1.90 in oxygen. The rather low eigenvalues for the essentially core orbitals are less pleasing from a chemical point of view. The occupations in the nonweighted scheme are quite different, and are indicated between brackets in Figs. 1-2. In the nonweighted scheme, the populations are more in accordance with the full occupation expected of core orbitals, i.e. 1.96 and 1.99 for the carbon and oxygen $1s$ orbitals. As discussed later, this difference between both schemes is typical, as the weighted scheme tends to assign a larger fraction of electrons to the bond matrices than the nonweighted scheme. Hence the nonweighted scheme has invariably larger populations for the atomic density matrix natural orbitals. The $2s$ orbitals have shifted away from the bonding region, to accommodate the free electron pair on C and O in the CO molecule. However, they are not fully occupied. The $2p_x$, $2p_y$ and $2p_z$ orbitals (not expected to be fully occupied) are shifted to the bonding region.

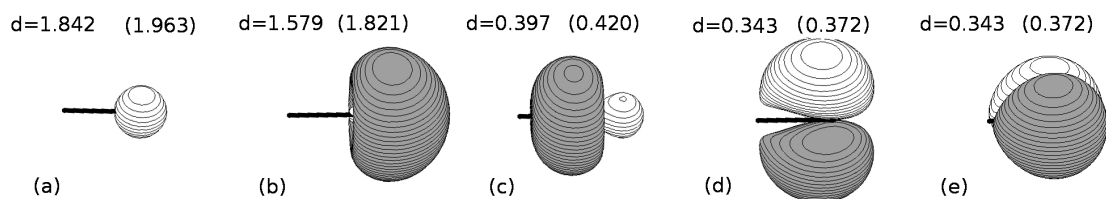


FIG. 1: The dominant natural orbitals, and the corresponding occupations, of the atomic density matrix of carbon in a CO molecule calculated in the weighted scheme, at the HF/Aug-cc-pVDZ level. The occupations in the nonweighted scheme are also indicated, between brackets.

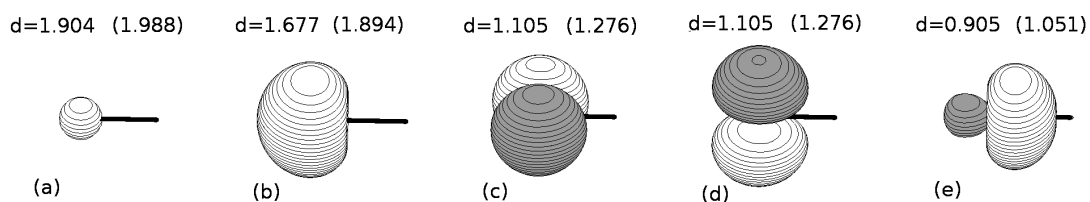


FIG. 2: The dominant natural orbitals, and the corresponding occupations, of the atomic density matrix of oxygen in a CO molecule calculated in the weighted scheme, at the HF/Aug-cc-pVDZ level. The occupations in the nonweighted scheme are also indicated, between brackets.

Figure 3 depicts the naturals and occupations of the CO bond matrix ρ_{AB} in the CO molecule. Only the main contributions are shown. Both schemes result in natural orbital shapes that are very similar. There are mainly typical bonding orbitals σ (a), π_1, π_2 (b-c) with positive eigenvalues, and antibonding orbitals σ^* (h), π_1^*, π_2^* (f-g) with negative eigenvalues. The negative eigenvalues delete antibonding contributions of the $\rho_{AA} + \rho_{BB}$ matrix, whereas the positive eigenvalues reinforce its bonding contributions. The picture also shows two rather “nonbonding” orbitals (d-e) with positive eigenvalues. These serve to reinforce the population of the free electron pairs on carbon and oxygen (the shifted $2s$ orbital on these atoms). Note that in the weighted scheme orbitals (i-j) appear which correspond to the $1s$ core orbitals on C and O and have a nonnegligible (0.17 - 0.10) occupation in the bond matrix.

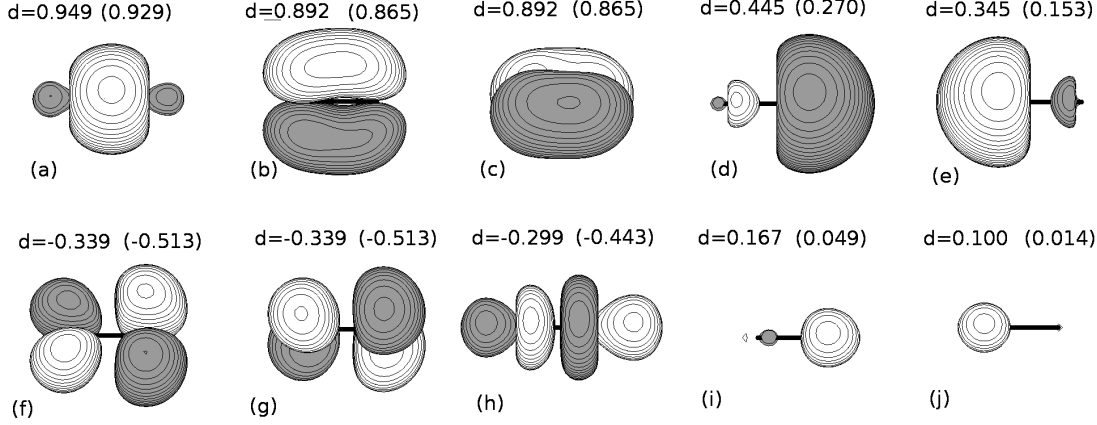


FIG. 3: The dominant eigenvectors and occupations of (twice) the CO bond matrix in a CO molecule calculated in the weighted scheme, at the HF/Aug-cc-pVDZ level. The occupations in the nonweighted scheme are also indicated, between brackets.

Apart from the dominant contributions shown in Figs. 1-3, various orbitals with much smaller populations are also present (as the Aug-cc-pVDZ molecular basis set has 46 basis functions). A complete overview is given in Table II. Note that for the atomic density matrices, apart from the five dominant natural orbitals, only two more have small ($\sim 10^{-2} - 10^{-3}$), while the remainder have vanishing ($< 10^{-13}$) populations. For the bond matrix, apart from the ten dominant orbitals, only four more have small occupations. This can be understood from the fact that the molecule is treated at the HF level, with only 7 (double occupied) spatial orbitals. One can rewrite the atomic density matrix as

$$\begin{aligned} \rho_{AA}(\mathbf{r}, \mathbf{r}') &= \sum_{i=1}^{N/2} [w_A(\mathbf{r})\psi_i(\mathbf{r})] [w_A(\mathbf{r}')\psi_i(\mathbf{r}')] \\ &= \sum_{jj'=1}^{N/2} T_{jj'}^A \widetilde{\psi}_j(\mathbf{r}) \widetilde{\psi}_{j'}(\mathbf{r}'), \end{aligned} \quad (27)$$

where T^A is the overlapmatrix of the nonorthogonal basis functions $[w_A(\mathbf{r})\psi_i(\mathbf{r})]$

$$T_{ij}^A = \int w_A^2(\mathbf{r}) \psi_i(\mathbf{r}) \psi_j(\mathbf{r}) d^3\mathbf{r} \quad (28)$$

and the $\widetilde{\psi}_j(\mathbf{r})$ form a set of orthonormal basis functions

$$\widetilde{\psi}_j(\mathbf{r}) = \sum_i (T^{A-\frac{1}{2}})_{ij} [w_A(\mathbf{r})\psi_i(\mathbf{r})]. \quad (29)$$

	C , C	O , O	C , O
label	eigenvalue	eigenvalue	eigenvalue
(a)	1.842 (1.963)	1.904 (1.988)	0.474 (0.464)
(b)	1.579 (1.821)	1.677 (1.894)	0.446 (0.432)
(c)	0.397 (0.420)	1.105 (1.276)	0.446 (0.432)
(d)	0.343 (0.372)	1.105 (1.276)	0.223 (0.135)
(e)	0.343 (0.372)	0.905 (1.051)	0.173 (0.076)
(f)	0.023 (0.008)	0.042 (0.021)	-0.170 (-0.256)
(g)	0.002 (0.000)	0.005 (0.001)	-0.170 (-0.256)
(h)	$< 10^{-13}$	$< 10^{-13}$	-0.149 (-0.221)
(i)	\vdots	\vdots	0.084 (0.024)
(j)			0.050 (0.007)
\vdots			-0.034 (-0.061)
			-0.007 (-0.007)
			-0.001 (-0.002)
			-0.000 (-0.000)
			$< 10^{-13}$
			\vdots
Sum	4.528 (4.955)	6.743 (7.508)	1.364 (0.768)

TABLE II: All natural populations in the atomic density matrices (CC and OO) and bond matrix (CO) in a CO molecule calculated in the weighted scheme, at the HF/Aug-cc-pVDZ level. The occupations in the nonweighted scheme are indicated between brackets. The labels in the first column correspond (for the dominant orbitals) to the labels in Figs. 1-2.

It is clear that $\rho_{AA}(\mathbf{r}, \mathbf{r}')$ is a matrix of rank $N/2$, since diagonalisation of the $N/2 \times N/2$ overlap-matrix T^A will yield $N/2$ eigenvalues. The same reasoning holds for the bond matrix $\rho_{AB}(\mathbf{r}, \mathbf{r}')$, but now starting from the 14 (linear independent) functions $\psi_{ABi}^{(\pm)}(\mathbf{r})$ defined in Eq. (17-18) with $d_i = 2$ for $i = 1, 2, \dots, N/2$.

The difference between the nonweighted and weighted scheme is again clear from Table II. The differences are sizeable, with consistently smaller populations in the weighted scheme, resulting in

traces for the atomic density matrices that are significantly (0.4 - 0.7) smaller. This is compensated for by larger eigenvalues in the bond matrix in the weighted scheme, for the orbitals not involved in bonding. The bonding orbitals (a-b-c) in the bond matrix, however, are about equally populated in both schemes.

CO	grid=100-170 Aug-cc-pVDZ	grid=500-590 Aug-cc-pVDZ	grid=100-170 Aug-cc-pVTZ	grid=100-170 Aug-cc-pVQZ
A , B	$\text{Tr}(\rho_{A,B})$	$\text{Tr}(\rho_{A,B})$	$\text{Tr}(\rho_{A,B})$	$\text{Tr}(\rho_{A,B})$
C , C	4.528 (4.955)	4.528 (4.955)	4.529 (4.956)	4.531 (4.958)
O , O	6.743 (7.508)	6.743 (7.508)	6.751 (7.516)	6.752 (7.518)
C , O	1.364 (0.768)	1.364 (0.768)	1.360 (0.764)	1.358 (0.762)

TABLE III: Number of electrons present in the atomic density and bond matrices for CO, in the non-weighted and weighted scheme. Bracketed values correspond to the nonweighted scheme. The second column contains the results of the default calculation. In the third column the number of radial and angular grid points is increased to 500 and 590, respectively. In the fourth column a triple-, rather than double- ζ basis is used, in the fifth column a quadruple- ζ .

In Table III the stability of the proposed density matrix partitioning is examined. The results for the matrix traces are clearly converged as far as grid size is concerned, with deviations of less than 0.001 in electron number. The results also seem to be quite stable with respect to basis set size, with differences less than 0.01 going from DZ to TZ, and less than 0.002 going from TZ to QZ.

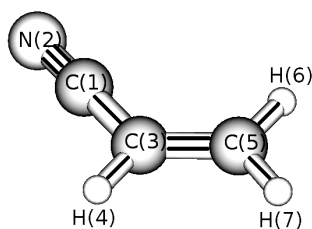


FIG. 4: Topology of the $\text{C}_3\text{H}_3\text{N}$ (acrylonitrile) molecule.

As a second example we analyze some results obtained for the density matrix partitioning in $\text{C}_3\text{H}_3\text{N}$ (acrylonitrile). The topology of the molecule is presented in figure 4. Figure 5 shows the

dominant eigenvectors and occupations of the CN bond matrix. The features are very similar to those of the CO bond matrix. The bond orbitals σ (a), π_1 (b) and π_2 (c) are about equally populated in both schemes. The nonbonding orbital (d) reinforces the population of the free electron pair on nitrogen. The antibonding orbitals π_1^* (e), π_2^* (f), and σ^* (g) have negative eigenvalues that delete antibonding contributions of the $\rho_{C(1)C(1)} + \rho_{N(2)N(2)}$ matrix. Small but nonnegligible contributions exist that are complementary to the 1s core electrons on C(1) and N(2) (h and j). All contributions that correct the sum of the atomic density matrices (by deleting antibonding parts and reinforcing nonbonding parts) are significantly larger within the weighted scheme.

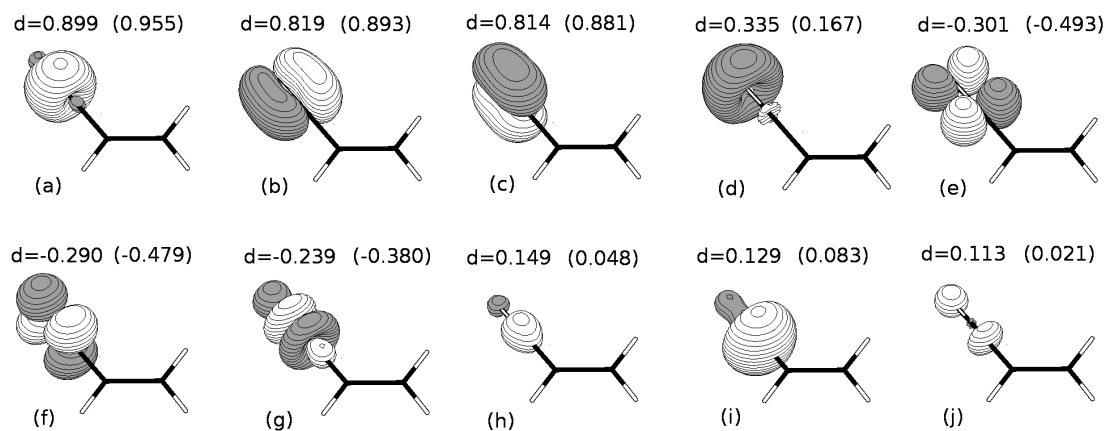


FIG. 5: The dominant eigenvectors and occupations of the CN bond matrix in a C_3H_3N molecule calculated in the weighted scheme, at the HF/Aug-cc-pVDZ level. The occupations in the nonweighted scheme are also indicated, between brackets.

Figure 6 shows the dominant eigenvectors and occupations of the C(3)-C(5) bond matrix. As it is formally a double bond, large bonding orbitals σ (a) and π_1 (b) are expected, next to some smaller antibonding contributions σ^* (d) and π_1^* (e). There are a lot of small contributions not shown here involving the $2s$ orbitals on both carbons, the σ_{C-H} bonds and the $1s$ orbitals on both carbons, that are complementary to the main orbitals of other atomic and bond matrices. However, beyond the many small contributions, there is one considerably larger than the others: a π_2 (c) bond. It's important to mention that this is a rather general feature, also noticed for example in the CH bond matrices of CH_4 , where both π_1 and π_2 contributions are important, although there are no π bonds in the CH_4 molecule. Notice that the trace within the weighted scheme is still larger than the one within the nonweighted scheme, while the bonding orbitals of the weighted scheme have a significantly lower occupation than that of the nonweighted scheme.

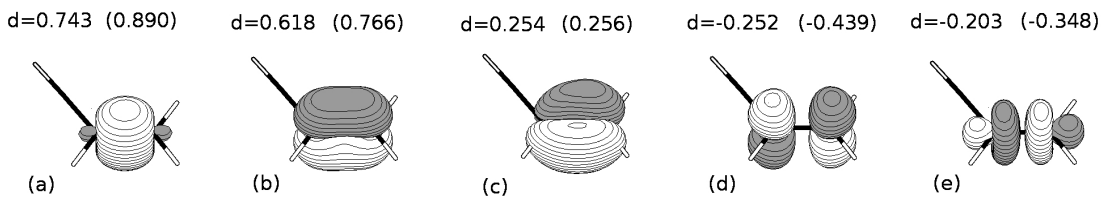


FIG. 6: The dominant eigenvectors and occupations of the C(3)-C(5) bond matrix in a C_3H_3N molecule calculated in the weighted scheme, at the HF/Aug-cc-pVDZ level. The occupations in the non-weighted scheme are also indicated, between brackets.

Figure 7 shows the dominant eigenvectors and occupations of the C(1)-C(3) bond matrix. As it is formally a single bond, a large bonding orbital σ (a) is expected, next to a smaller antibonding contribution σ^* (d). As in the previous case of the C(3)-C(5) double bond, there are a lot of smaller contributions, with two of them predominant: a π_1 (b) and a π_2 (c) orbital. Again, the trace within the weighted scheme is larger than the trace within the nonweighted scheme, while the bonding orbitals have a significantly lower population.

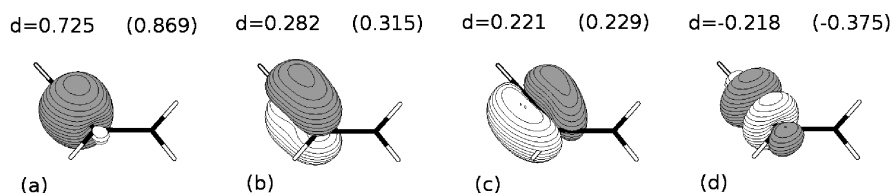


FIG. 7: The dominant eigenvectors and occupations of the C(1)-C(3) bond matrix in a C_3H_3N molecule calculated in the weighted scheme, at the HF/Aug-cc-pVDZ level. The occupations in the non-weighted scheme are also indicated, between brackets.

B. Correlation with shared electron density indices

A global test for the partitioning scheme is the evaluation of the total population in its bond matrices. This population should correlate somehow with the bond order. The classical definition of bond order equals it to the electronic occupancy of the bonding orbitals minus that of the antibonding orbitals divided by two. At the Hartree-Fock level of theory, there is a remarkable similarity between these classical bond orders and the results of so-called shared electron density indices (SEDI) [11, 37–45]. SEDI are obtained from integration of the exchange density at the Hartree-

Fock level or exchange-correlation density at correlated levels of theory. The exchange-correlation density reads

$$\rho^{xc}(\mathbf{r}, \mathbf{r}') = \rho(\mathbf{r})\rho(\mathbf{r}') - \sum_{\sigma\sigma'} \rho^{(2)}(\mathbf{r}\sigma, \mathbf{r}'\sigma'; \mathbf{r}\sigma, \mathbf{r}'\sigma') \quad (30)$$

where the diagonal elements of the second-order density matrix $\rho^{(2)}$ appear. At the single-determinant level, this simplifies to:

$$\rho^{xc}(\mathbf{r}, \mathbf{r}') = \frac{1}{2}\rho(\mathbf{r}, \mathbf{r}')\rho(\mathbf{r}', \mathbf{r}) \quad (31)$$

Integrating \mathbf{r} and \mathbf{r}' over the atomic domains of atoms A and B and multiplying by two to account for the symmetrical integration over B and A eventually results in:

$$SEDI(A, B) = 4 \sum_{i,j} S_{ij}^A S_{ji}^B \quad (32)$$

where i and j are occupied molecular orbitals, and S_{ij}^A and S_{ij}^B are the atom condensed overlaps. In the case that the atomic domains are defined by Hirshfeld-I, the atom condensed overlaps reduce to an expression formally very similar to Eq. (26).

$$S_{ij}^A = \int d^3r \psi_i(\mathbf{r}) W_A(\mathbf{r}) \psi_j(\mathbf{r}) \quad (33)$$

The main advantage of SEDI is that these can be computed also between non-covalently bonded atoms, where the classical expression can no longer be used. Given the classical expression for bond order that uses occupancies of bonding and antibonding orbitals, an intriguing question is whether the trace of the bond matrices would also give similar results. In order to answer this question not only for covalently bonded atoms but in general, this section examines the correlation between the trace of bond matrices and the SEDI, both computed starting from the Hirshfeld-I analysis. For the SEDI, the S_{ij}^A were constructed using the Hirshfeld-I weights $W_A(\mathbf{r})$ in Eq. (33). The Hirshfeld-I weights were also used to calculate the atomic overlap matrices C_{ij}^A of Eq.(26) for the nonweighted scheme. The weights $w_A(\mathbf{r})$ of the nonlinear equations of (22) were used to build the atomic overlap matrices for the weighted scheme.

	$\frac{1}{2} SEDI(A, A)$	$\text{Tr } \rho_{AA}^w$	$\text{Tr } \rho_{AA}^n$
C_1, C_1	3.415	3.635	4.296
N_2, N_2	5.826	5.822	6.604
C_3, C_3	3.881	3.829	4.692
H_4, H_4	0.272	0.392	0.480
C_5, C_5	4.038	3.909	4.798
H_6, H_6	0.279	0.400	0.487
H_7, H_7	0.282	0.405	0.490
	$SEDI(A, B)$	$2 \text{ Tr } \rho_{AB}^w$	$2 \text{ Tr } \rho_{AB}^n$
C_1, N_2	2.871	2.397	1.615
C_1, C_3	1.222	1.294	0.907
C_1, H_4	0.084	0.148	0.038
C_1, C_5	0.197	0.261	0.076
C_1, H_6	0.021	0.055	0.012
C_1, H_7	0.014	0.015	0.001
N_2, C_3	0.253	0.319	0.065
N_2, H_4	0.024	0.040	0.004
N_2, C_5	0.087	0.091	0.009
N_2, H_6	0.010	0.024	0.003
N_2, H_7	0.007	0.006	0.000
C_3, H_4	0.914	0.852	0.663
C_3, C_5	1.927	1.644	1.228
C_3, H_6	0.133	0.181	0.050
C_3, H_7	0.137	0.190	0.053
H_4, C_5	0.132	0.182	0.050
H_4, H_6	0.011	0.012	0.000
H_4, H_7	0.013	0.037	0.007
C_5, H_6	0.942	0.875	0.673
C_5, H_7	0.947	0.883	0.676
H_6, H_7	0.059	0.100	0.023
sum	28.000	28.000	28.000

TABLE IV: The SEDI index (second column) versus the traces of the ρ_{AB} matrices in the weighted scheme (third column) and the nonweighted scheme (fourth column) for the C_3H_3N (acrylonitrile) molecule. AB contributions corresponding to bonded atoms in the Lewis structure are in bold-face.

Table IV shows a complete comparison between the SEDI index and the matrix traces within both the weighted and the nonweighted scheme for the C_3H_3N (acrylonitrile) molecule. It appears that for the triple, double and single bonds present in the molecule (indicated in boldface), the SEDI index is quite close to the classical bond order. The matrix traces of the weighted scheme are usually somewhat lower, while the matrix traces of the nonweighted scheme are much lower (in some cases more than 45 percent). For pairs of atoms that have no classical bond between them,

the matrix traces of the weighted scheme are nonegligible and generally somewhat larger than the SEDI indices, whereas the matrix traces of the nonweighted scheme are quite small (< 0.08). The largest SEDI indices and matrix traces for nonbonded atom pairs can be found in allylic places.

For the test set of table I it was investigated how well the nondiagonal Shared Electron Distribution Index (SEDI) correlates with the matrix traces within both the weighted and nonweighted scheme. A correlation conceptually analogous was first given by I. Mayer for the Mulliken case [46]. The correlation plots are shown in Fig. 8. For both schemes there is a strong linear correlation ($R^2 > 0.96$), but the proportionality factor is surprisingly close to unity for the weighted scheme (0.97). By comparison, the slope for the nonweighted scheme is much smaller (0.60). In the case of Hirshfeld-I and the weighted scheme, the SEDI index and the "overlap population" seem to give largely equivalent values $SEDI(A, B) \sim 2Tr(\rho_{AB}^w)$. In view of the extent (50 molecules) and diversity of the test set, this can hardly be coincidental. One may argue that this is somewhat skewed because of the large number of classically nonbonded atom pairs, for which both measures are close to zero. However, restricting to the bonded atom pairs the proportionality factors hardly change (0.95 for the weighted, 0.59 for the nonweighted scheme). This is all the more surprising, as one would intuitively expect a closer relation between $SEDI(A, B)$ and $2Tr(\rho_{AB}^n)$ since the weight functions are the same (i.e. $w_A(\mathbf{r} = W_A(\mathbf{r}))$ for the nonweighted scheme).

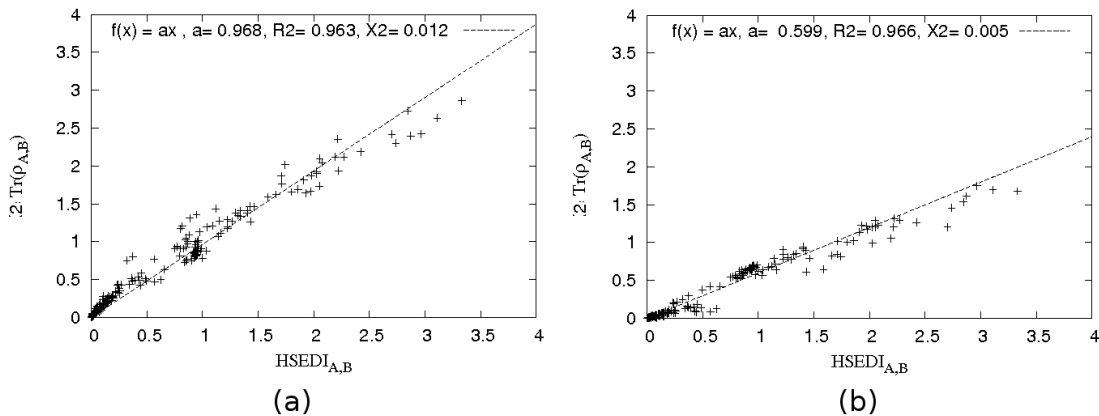


FIG. 8: Correlation between the SEDI index and the traces of the bond matrices for the weighted scheme (a) and the nonweighted scheme (b)

The fact that the slope of the correlation plot is larger in the weighted scheme, can be traced back to the fact that the bond matrices ρ_{AB} have a larger trace in the weighted than in the non-weighted scheme, as is evident from Table IV. The opposite holds for the trace of the atomic den-

sity matrices ρ_{AA} : these are larger in the nonweighted scheme than in the weighted scheme. Both observations can be explained by the Hirshfeld-I weight functions $W_A(\mathbf{r})$ to be more strongly localized around atom A than the weight function $w_A(\mathbf{r})$ resulting from the nonlinear equations (22). This is indeed what is found numerically, and it can also be understood by analyzing Eq. (22): in the vicinity of atom A , $w_A(\mathbf{r})$ dominates over the weight functions $w_B(\mathbf{r})$ of all other atoms. Replacing $w_B(\mathbf{r})$ in the denominator of Eq. (22) by $w_A(\mathbf{r}) > w_B(\mathbf{r})$ therefore leads to

$$W_A(\mathbf{r}) = \sum_B \frac{2w_A^2(\mathbf{r})w_B(\mathbf{r})}{w_A(\mathbf{r}) + w_B(\mathbf{r})} > \sum_B \frac{2w_A^2(\mathbf{r})w_B(\mathbf{r})}{w_A(\mathbf{r}) + w_A(\mathbf{r})} = w_A(\mathbf{r}). \quad (34)$$

So the Hirshfeld-I weights $W_A(\mathbf{r})$ are more localized on the individual atoms and will lead to a smaller number of shared electrons.

From the preceding discussion it's clear that there seems to be some freedom in choosing an appropriate scheme with corresponding atom weights: one can increase the number of electrons in the overlapmatrix $\rho_{AB}(\mathbf{r}, \mathbf{r}')$ and get it even close to the SEDI index, at the risk of including some parts (e.g. the core $1s$ electrons) that do not belong there.

V. CONCLUSIONS

We have introduced a successful approach to partitioning of a molecular density matrix in constituent atomic and bond contributions. The partitioning is such that the density matrices and electron densities for the atoms in the molecule are mutually consistent, and follows from requiring that the atom and bond orbitals, as eigenfunctions of the corresponding density matrices, are strictly localized. This prevents the use of single atom density matrix partitioning as the molecular density matrix is inherently delocalized.

The atomic density matrices correspond to diagonal elements $\rho_{AA}(\mathbf{r}, \mathbf{r})$, whereas bond matrices correspond to the off-diagonal contributions $\rho_{AB}(\mathbf{r}, \mathbf{r})$. Only in the case of the diagonal elements are the eigenvalues restricted to the interval $[0,2]$. For the bond matrices, negative eigenvalues can and do occur.

The weight functions used for partitioning the molecular density matrix were constructed in two different ways: using either directly the weights produced from a regular atoms-in-molecules (AIM) density based theory (here Hirshfeld-I), or using a weighted scheme. In both cases the AIM density derived from the density matrix is equal to the one obtained directly from the AIM algorithm.

The trace of the bond density matrices was suggested as a useful source of bond indices, loosely related to classical bond orders. A remarkably good correlation with shared electron density indices (SEDI) was found, establishing the chemical relevance of the density matrix partitioning. The traces of the bond density matrices can in this way be used quite effectively to characterize chemical bonds without requiring second-order density matrices.

It should be mentioned that while the present analysis is restricted to spin singlet molecules, an extension to higher-spin ($S > 0$) molecular states seems entirely possible, by applying the decomposition in Eq. (10) to the spin up and down electron density separately,

$$\rho_{AB}^{\sigma}(\mathbf{r}, \mathbf{r}') = \frac{1}{2} (w_A(\mathbf{r})w_B(\mathbf{r}') + w_B(\mathbf{r})w_A(\mathbf{r}')) \rho^{\sigma}(\mathbf{r}, \mathbf{r}') = \rho_{BA}^{\sigma}(\mathbf{r}, \mathbf{r}') \quad (35)$$

where the atomic weight functions are taken as spin independent. Certainly for Hirshfeld-like schemes this seems the most natural choice, as the spin-state of the isolated atoms building up the weight functions is washed away when these are considered as molecular constituents. Note that even for the simpler problem of molecular electron density partitioning, spin considerations have hardly been studied and should be explored further.

VI. ACKNOWLEDGEMENTS

We acknowledge support from Dr. Toon Verstraelen (CMM) who provided us with a Hirshfeld-I program and from Dieter Ghilleminj (Phd, Ghent University) for comparative calculations. DVF acknowledges support from the research council (BOF) of Ghent University and FWO-Vlaanderen. PWA acknowledges support from Sharcnet, NSERC, and the Canada Research Chairs.

-
- [1] R. S. Mulliken. Electronic population analysis on lcao-mo molecular wave functions. 1. *Journal of Chemical Physics*, 23(10):1833–1840, 1955.
 - [2] Richard F. W. Bader. *Atoms in Molecules: A Quantum Theory (The International Series of Monographs on Chemistry, No 22)*. Oxford University Press, USA, 1994.
 - [3] Richard F. W. Bader. A quantum theory of molecular structure and its applications. *Chemical Reviews*, 91(5):893 – 928, 1991.
 - [4] P. Popelier. *Atoms In Molecules: An Introduction*. Prentice-Hall: Harlow, Great Britain, 2000.

- [5] F. L. Hirshfeld. Bonded-atom fragments for describing molecular charge densities. *Theoretical Chemistry Accounts: Theory, Computation, and Modeling (Theoretica Chimica Acta)*, 44(2):129–138, 1977.
- [6] Patrick Bultinck, Christian Van Alsenoy, Paul W. Ayers, and Ramon Carb-Dorca. Critical analysis and extension of the hirshfeld atoms in molecules. *Journal of Chemical Physics*, 126(14):144111, 2007.
- [7] Patrick Bultinck. General discussion. *Faraday Discussions*, 135 - Chemical Concepts from Quantum Mechanics:244–246, 2007.
- [8] Patrick Bultinck, Paul W. Ayers, Stijn Fias, Koen Tiels, and Christian Van Alsenoy. Uniqueness and basis set dependence of iterative hirshfeld charges. *Chemical Physics Letters*, 444(1-3):205 – 208, 2007.
- [9] Timothy C. Lillestolen and Richard J. Wheatley. Redefining the atom: atomic charge densities produced by an iterative stockholder approach. *Chemical Communications*, 45:5909–5911, 2008.
- [10] P. Bultinck, D. L. Cooper, and D. Van Neck. Comparison of the hirshfeld-i and iterated stockholder atoms in molecules schemes. *Physical Chemistry Chemical Physics*, 11(18):3424–3429, 2009.
- [11] I. Mayer and P. Salvador. Overlap populations, bond orders and valences for 'fuzzy' atoms. *Chemical Physics Letters*, 383(3-4):368 – 375, 2004.
- [12] Leming Li and Robert G. Parr. The atom in a molecule: A density matrix approach. *Journal of Chemical Physics*, 84(3):1704–1711, 1986.
- [13] J. Cioslowski and J. Karwowski. *Fundamentals of Molecular Similarity*. Kluwer Academic, Dordrecht, 2001.
- [14] Diego R. Alcoba, Luis Lain, Alicia Torre, and Roberto C. Bochicchio. A study of the partitioning of the first-order reduced density matrix according to the theory of atoms in molecules. *Journal of Chemical Physics*, 123(14):144113, 2005.
- [15] Diego R. Alcoba, Roberto C. Bochicchio, Alicia Torre, and Luis Lain. Decomposition of the first-order reduced density matrix: An isopycnic localization treatment. *Journal of Physical Chemistry A*, 110(29):9254–9260, 2006.
- [16] Diego R. Alcoba, Roberto C. Bochicchio, Luis Lain, and Alicia Torre. Covalent bond indices and ionicities from similarity measures. *Chemical Physics Letters*, 442(1-3):157 – 163, 2007.
- [17] I. Mayer and P. Salvador. Effective atomic orbitals for fuzzy atoms. *Journal of Chemical Physics*, 130(23):234106, 2009.
- [18] R. F. Nalewajski and J. Mrozek. Modified valence indices from the two-particle density matrix. *Inter-*

- national Journal of Quantum Chemistry*, 51(4):187–200, 1994.
- [19] Artur Michalak, Roger L. DeKock, and Tom Ziegler. Bond multiplicity in transition-metal complexes: Applications of two-electron valence indices. *Journal of Physical Chemistry A*, 112(31):7256–7263, 2008.
- [20] Artur Michalak, Mariusz Mitoraj, and Tom Ziegler. Bond orbitals from chemical valence theory. *Journal of Physical Chemistry A*, 112(9):1933–1939, 2008.
- [21] I. Mayer. A. Hamza Atomic decomposition of identity: General formalism for population analysis and energy decomposition. *International Journal of Quantum Chemistry*, 103:798, 2005.
- [22] A. Martìn Pendàs, M.A. Blanco, and E Francisco. Chemical fragments in real space: definitions, properties, and energetic decompositions. *Journal of Computational Chemistry*, 28:161–184, 2007.
- [23] R. A. Kendall, T.H. Dunning, and R. J. Harrison. Electron affinities of the first-row atoms revisited. systematic basis sets and wave functions. *Journal of Chemical Physics*, 96:6796–6806, 1992.
- [24] D. E. Woon and T.H. Dunning. Gaussian basis sets for use in correlated molecular calculations. iii. the second row atoms, al-ar. *Journal of Chemical Physics*, 98:1358–1371, 1993.
- [25] D.E. Woon, K.A. Peterson, and T.H. Dunning. Gaussian basis sets for use in correlated molecular calculations. vii. valence and core-valence basis sets for li, na, be, and mg. in preparation.
- [26] A.D. Becke. Density-functional thermochemistry. iii. the role of exact exchange. *Journal of Chemical Physics*, 98:5648–5652, 1993.
- [27] C. Lee, W. Yang, and R. G. Parr. Development of the colle-salvetti correlation-energy formula into a functional of the electron density. *Physical Review B*, 37:785–789, 1988.
- [28] S.H. Vosko, L. Wilk, and M. Nusair. Accurate spin-dependent electron liquid correlation energies for local spin density calculations: a critical analysis. *Canadian Journal of Physics*, 58:1200–1211, 1980.
- [29] P.J. Stephens, F.J. Devlin, C.F. Chabalowski, and M.J. Frisch. Ab initio calculation of vibrational absorption and circular dichroism spectra using density functional force fields. *Journal of Physical Chemistry*, 98:11623–11627, 1994.
- [30] T.H. Dunning. Gaussian basis sets for use in correlated molecular calculations. i. the atoms boron through neon and hydrogen. *Journal of Chemical Physics*, 90:1007–1023, 1989.
- [31] V. I. Lebedev. Values of the nodes and weights of ninth to seventeenth order gauss-markov quadrature formulae invariant under the octahedron group with inversion”. *Computational Mathematics and Mathematical Physics*, 15:44–51, 1975.
- [32] V. I. Lebedev. Quadratures on a sphere. *Computational Mathematics and Mathematical Physics*,

- 16:10–24, 1976.
- [33] V. I. Lebedev. Spherical quadrature formulas exact to orders 25–29. *Siberian Mathematical Journal*, 18:99–107, 1977.
- [34] V. I. Lebedev and A. L. Skorokhodov. Quadrature formulas of orders 41, 47, and 53 for the sphere. *Russian Academy of Sciences. Doklady. Mathematics*, 45:587–592, 1992.
- [35] V. I. Lebedev. A quadrature formula for the sphere of 59th algebraic order of accuracy. *Russian Academy of Sciences. Doklady. Mathematics*, 50:283–286, 1995.
- [36] V. I. Lebedev and D. N. Laikov. Quadrature formula for the sphere of 131-th algebraic order of accuracy. *Doklady Mathematics*, 59(3):477–481, 1999.
- [37] K. B. Wiberg. Application of the pople-santry-segal cndo method to the cyclopropylcarbinyl and cyclobutyl cation and to bicyclobutane. *Tetrahedron*, 24(3):1083 – 1096, 1968.
- [38] R.F.W. Bader, M.E. Stephens. Spatial localization of the electronic pair and number distributions in molecules. *Journal of the American Chemical Society*, 97:7391, 1975.
- [39] M. Giambiagi, M. S. Giambiagi, D. R. Grepel, and C. D. J. Heymann. Definition of ave bond index with non-ortogonal basis - properties and applications. *Journal de Chimie Physique et de Physico-chimie Biologique*, 72:15–22, 1975.
- [40] I. Mayer. Charge, bond order and valence in the ab initio scf theory. *Chemical Physics Letters*, 97(3):270 – 274, 1983.
- [41] Robert L. Fulton. Sharing of electrons in molecules. *Journal of Physical Chemistry*, 97(29):7516–7529, 1993.
- [42] J.G. Angyan, M. Loos, I. Mayer. Covalent bond orders and atomic valence indices in the topological theory of atoms in molecules. *Journal of Physical Chemistry*, 98:5244, 1994.
- [43] Xavier Fradera, Maggie A. Austen, and Richard F. W. Bader. The lewis model and beyond. *Journal of Physical Chemistry A*, 103(2):304–314, 1999.
- [44] I. Mayer. Bond order and valence indices: a personal account. *Journal of Computational Chemistry*, 28:204–221, 2007.
- [45] Robert Ponc and David L. Cooper. Anatomy of bond formation. bond length dependence of the extent of electron sharing in chemical bonds. *Journal of Molecular Structure: THEOCHEM*, 727(1-3):133 – 138, 2005. Dedicated to Ramon Carbo-Dorca on the Occasion of his 65th Birthday.
- [46] I. Mayer. Bond order and valence: relations to Mulliken’s population analysis. *International Journal of Quantum Chemistry*, 26:151, 1984.