

Formation of buckminsterfullerene (C_{60}) in interstellar space

Olivier Berné^{1*}
Alexander G. G. M. Tielens¹

¹Leiden Observatory, Leiden University, P.O. Box 9513,
NL- 2300 RA Leiden, The Netherlands

*Present address : IRAP, Université de Toulouse, CNRS
9 Av. colonel Roche, BP 44346, F-31028
Toulouse, France
(olivier.berne@gmail.com)

July 19, 2022

Abstract

Buckminsterfullerene (C_{60}) was recently confirmed to be the largest molecule identified in space. However, it remains unclear how, and where this molecule is formed. It is generally believed that C_{60} is formed from the build up of small carbonaceous compounds, in the hot and dense envelopes of evolved stars. Analyzing infrared observations, obtained by *Spitzer* and *Herschel*, we found that C_{60} is efficiently formed in the tenuous and cold environment of an interstellar cloud illuminated by strong ultraviolet (UV) radiation fields. This implies that another formation pathway, efficient at low densities, must exist. Based on recent laboratory and theoretical studies, we argue that Polycyclic Aromatic Hydrocarbons are converted into graphene, and subsequently C_{60} , under UV irradiation from massive stars. This shows that alternative – top-down – routes are key to understanding the organic inventory in space.

1 Introduction

The mid-infrared spectra of a variety of astrophysical objects are dominated by band emission (strongest at 3.3, 6.2, 7.7, 8.6 and 11.2 μm) attributed to carbonaceous macromolecules, i.e. Polycyclic Aromatic Hydrocarbons [1] (PAHs). These molecules are large (30-100 C atoms), abundant ($\sim 5\%$ of the elemental carbon), and their ionization plays a key role in the energy balance of gas in the interstellar medium and in protoplanetary disk. In addition to PAH bands, infrared signatures observed at 7.0, 8.5, 17.4 and 19.0 μm have been reported

recently [2, 3], and found to coincide precisely with the emission of buckminsterfullerene (C_{60}) [4], a cage-like carbon molecule. This detection heralds the presence of a rich organic inventory and chemistry in space. However, observed abundances of C_{60} challenge the standard ion-molecule or grain-surface chemistry formation routes, which build up molecules from small to large in the interstellar medium. For that reason, it has been suggested that C_{60} is formed in the hot and dense envelopes of evolved stars [5, 6, 7] in processes alike to those found in sooty environments [8, 9, 10, 11], and eventually, is ejected in space. Yet, this scenario faces the problem that it has a limited efficiency [6]. PAHs and C_{60} are known to co-exist in the interstellar medium [3], however, so far, the connection between PAHs and C_{60} –and in particular the possibility to go from one compound to the other in space– has not been investigated. In this paper, we present a study of PAH and C_{60} chemical evolution in the NGC 7023 nebula, using *Spitzer* [12] and *Herschel* [13] infrared observations.

1.1 Observational results

1.2 Infrared observations of the NGC 7023 nebula

Earlier *Spitzer* observations of the NGC 7023 reflection nebula have revealed a chemical evolution of PAHs: deep in the cloud, emission is dominated by PAH clusters, which evaporate into free-flying PAHs when exposed to the UV radiation from the star [14, 15, 16]. There, gaseous PAHs are, in turn, ionized. While the neutral PAHs are dominated by zig-zag edges – as demonstrated by the strong C-H solo out-of-plane modes –, the ions have an arm-chair molecular structure, characterized by strong duo out-of-plane modes [17]. In regions closest to the star, the presence of C_{60} in the neutral state is evidenced by *Spitzer* observations (Fig. 1). New *Herschel* observations provide a measurement of dust emission in the same region, at high angular resolution (Fig. 1). This measurement can be used to derive the integrated intensity radiated by the nebula which can be used as a calibrator, to convert the *Spitzer* observations of the PAHs and C_{60} bands into absolute chemical abundances of these species, allowing a quantitative study of PAH and C_{60} chemical evolution.

1.3 Measurement of the far infrared integrated intensity of dust emission in the nebula

The far infrared integrated intensity I_{FIR} was extracted by fitting the spectral energy distribution (SED) at each position in the cross cut shown in Fig. 1. For these positions we have used the brightnesses as measured by *Herschel* PACS [Poglitsch et al.(2010)] and SPIRE [22] photometers. We have used the 70 and 160 μm channels of PACS and the 250 μm channel of SPIRE. This data is presented in details in [23]. The modified blackbody function fit to these SEDs containing 3 spectral points is defined by:

$$I(\lambda, T) = K/\lambda^\beta \times B(\lambda, T), \quad (1)$$

where K is a scaling parameter, λ is the spectral index, and $B(\lambda, T)$ is the planck function with λ the wavelength and T the temperature. We have used a constant value of 1.8 for β so that only T and K are free parameters. The results of the fits to the observations are shown in Figure S1. The temperatures we have derived from the fit of the data range between 25 and 30 K. These values are in agreement with those of [23] for the same region. The peaking position of the modified blackbody function moves to shorter wavelengths (i.e. the grain temperature increases) when getting closer to the star, implying that we are indeed tracing matter inside the cavity and not material behind on the line of sight. The far infrared integrated intensity, I_{FIR} , is then derived by integrating $I(\lambda, T)$ over frequencies.

1.4 Measurement of the integrated intensity of PAH and C_{60} emission in the nebula

The integrated intensity of PAH emission, I_{PAH} , is measured by fitting a PAH emission model to the observed *Spitzer* mid infrared low resolution spectrum. This data covers the 5 to 14 μm range where most of the emission occurs. Because this spectral range contains the emission due to the vibration of both C-C and C-H bonds, it is insensitive to ionization of PAHs. An example of this fitting model is presented in [24]. This tool provides the integrated intensity in the PAH bands as an output and takes care of continuum subtraction and extinction correction. The C_{60} integrated intensity ($I_{C_{60}}$) extraction needs to be done separately for each band. We first measure the integrated intensity in the 19 and 17.4 μm band. The first step consists in extracting the intensity in the 19.0 μm band ($I_{19.0}$) by fitting a gaussian and subtracting a local linear continuum. The 17.4 μm band is contaminated by PAH emission, but this can be removed effectively. The contribution of PAHs to the 17.4 μm band can be estimated in this way: in the outer regions of the nebula, the 17.4 μm band is 100% due to PAHs (since no C_{60} is detected there) and so is the 16.4 μm band. The 16.4 and 17.4 μm band of PAHs are known to correlate. Indeed, in the outer regions of the nebula we find $I_{17.4}^{PAH} \sim I_{16.4} \times 0.35$. Therefore, over the whole nebula, we can estimate the intensity of the 17.4 μm band due to C_{60} by $I_{17.4}^{C_{60}} \sim I_{17.4} - I_{16.4} \times 0.35$. Figure S2 shows the result of this process on the map. The 7.0 μm band is faint and usually hard to detect. In the regions closest to the star where both the 19 and 7.0 μm features are observed, we can calibrate the ratio of $I_{19.0}/I_{7.0}$. It is found to be relatively stable (at least in this small zone close to the star) and of the order of 0.4. Therefore we use $I_{7.0} = 0.4 \times I_{19.0}$. The 8.5 μm band is undetectable because of the strong PAH band present at 8.6 μm , so we use the ratio provided in [3] for 5 eV photons that is $I_{8.5} = 0.4 \times I_{19.0}$. The total C_{60} IR emission is hence given by $I_{C_{60}} = I_{19.0} + I_{17.4} - I_{16.4} \times 0.35 + I_{19.0} \times 0.4 + I_{19.0} \times 0.4$.

1.5 Derivation of PAH and C₆₀ abundances

The method to derive the abundance of carbon locked in PAHs and C₆₀ from I_{PAH} , $I_{C_{60}}$ and I_{FIR} is presented in details in [Tielens(2005)]. The fraction of carbon locked in PAHs and C₆₀ (respectively f_C^{PAH} and $f_C^{C_{60}}$) per atom of interstellar hydrogen are given by:

$$f_C^{PAH} = 0.23 \times \left(\frac{7 \times 10^{-18}}{\sigma_{uv}^{PAH}} \right) \frac{R_{PAH}}{1 - (R_{PAH})}, \quad (2)$$

and

$$f_C^{C_{60}} = 0.23 \times \left(\frac{7 \times 10^{-18}}{\sigma_{uv}^{C_{60}}} \right) \frac{R_{C_{60}}}{1 - (R_{C_{60}})}, \quad (3)$$

where

$$R_{PAH} = \frac{I_{PAH}}{I_{PAH} + I_{C_{60}} + I_{FIR}}, \quad (4)$$

and

$$R_{C_{60}} = \frac{I_{C_{60}}}{I_{PAH} + I_{C_{60}} + I_{FIR}}. \quad (5)$$

σ_{uv}^{PAH} and $\sigma_{uv}^{C_{60}}$ are the UV absorption cross sections of PAHs and C₆₀. Following [Tielens(2005)], we adopt $\sigma_{uv}^{PAH} = 7 \times 10^{-18}$ cm² per C atom. There are no detailed measurements of the UV absorption cross section of C₆₀, following [3] we adopt the same value as for PAHs.

1.6 Evidence of C₆₀ formation in NGC 7023

The results of the abundance variations within the nebula as derived using the above method are shown in Fig. 2. The C₆₀ abundance in the nebula is seen to increase from $1.4 \times 10^{-4}\%$ to $1.5 \times 10^{-2}\%$ of the elemental carbon abundance when approaching the star (Fig. 2). On the other hand, the abundance of Polycyclic Aromatic Hydrocarbons (PAHs) is seen to decrease, from 7.0% to 1.8% of the carbon (Fig. 2). This shows that C₆₀ is being formed in the nebula while PAHs are being destroyed or processed. The correlation of these variations with the increasing UV field strongly suggests that UV photons control C₆₀ formation and PAH processing and destruction.

2 The top-down model

2.1 Proposed scenario for the formation of C₆₀ in the ISM

The formation of C₆₀ in the interstellar medium is unexpected and has several implications in our understanding of the formation process of this molecule. In the laboratory, the main formation route invoked for C₆₀ is the build-up from atomic carbon, small carbon clusters or rings [8, 9, 10, 11]. In space, such processes are efficient in the hot (1500 K) and dense ($n_H > 10^{11}$ cm⁻³) envelopes of evolved stars [6]. In NGC 7023, the gas is ~ 7 orders of magnitude less dense

(see [26] and SI text), making this aggregation processes inefficient. Instead, we invoke photochemical processing of PAHs as an important route to form C_{60} . Upon UV irradiation, several channels for fragmentation can be open depending on excitation energy; e.g., H-loss and C_2H_2 loss [27]. However, experiments on small PAHs have shown that H-loss is by far the dominant channel [28] and that complete dehydrogenation i.e. graphene [29] formation, is then the outcome of the UV photolysis process [18, Tielens(2005), 30, 31]. In a second step, carbon loss followed by pentagon formation initiates the curling of the molecule [32]. We envision that this is followed by migration of the pentagons within the molecule, leading to the zipping-up of the open edges forming the closed fullerene [19] (Fig. 3 and SI Movie). Graphene formation through PAH photolysis can give rise to a rich chemistry. Besides the route towards fullerenes outlined above, fragmentation towards small cages, rings, and chains may also result. The relative importance of isomerization and fragmentation will determine the carbon inventory delivered by the photo-chemical evolution of PAHs in space (Fig. 3).

2.2 PAH and Graphene stability in space

Guided by experimental [18] and theoretical [30] studies we have evaluated the stability of PAHs against dehydrogenation, and C_{60} formation, in conditions appropriate for NGC 7023.

2.2.1 Graphene formation

Schematically, the fragmentation process can be written as,



where PAH^* is the excited species which can stabilize through emission of IR photons or through fragmentation and PAH_{-H} is a dehydrogenated PAH radical. There are various ways to evaluate the unimolecular dissociation rate constant for this process (cf., [Tielens(2005)] sect 6.4). We will follow [33] and write the rate constant in Arrhenius form,

$$k(E) = k_o(T_e) \exp[-E_o/kT_e] \quad , \quad (7)$$

where T_e is an effective excitation temperature, E_o , the Arrhenius energy describing the process, and the preexponential factor, k_o , depends on the interaction potential (in the reverse reaction). For PAHs, the internal excitation of the vibrational modes after the absorption of a UV photon can be well described by,

$$T_m = 2000 \left(\frac{E(\text{eV})}{N_c} \right)^{0.4} \quad , \quad (8)$$

where N_c is the number of C-atoms and E is internal energy in eV ([Tielens(2005)] p. 184). Because typically the energy involved in these reactions is a fair fraction

of the total energy in the system, a correction has to be made to this excitation temperature. The finite heat bath correction results in [Tielens(2005), 33],

$$T_e = T_m \left(1 - 0.2 \frac{E_o}{E} \right) . \quad (9)$$

The preexponential factor can be set equal to,

$$k_o = \frac{kT_e}{h} \exp \left[1 + \frac{\Delta S}{R} \right] , \quad (10)$$

with ΔS the entropy change for which we will adopt 5 cal/K [30]. k_o is then typically, $\simeq 3 \times 10^{16} \text{ s}^{-1}$. The Arrhenius energy parameter, E_o , cannot be easily evaluated from theoretical calculations ([34]). Here, we use a fit to the experimental fragmentation studies on small PAHs (< 24 C-atoms; [28]), which results in E_o is 3.3 eV ([Tielens(2005)] p. 204). The probability for dissociation depends then on the competition between fragmentation and IR photon emission,

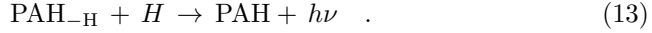
$$p_d(E) = \frac{k(E)}{k(E) + k_{ir}(E)} , \quad (11)$$

where $k_{ir}(E)$ is the IR emission rate at an internal energy E . For a highly excited PAH, $k_{ir}(E)$ is $\sim 1 \text{ s}^{-1}$. The total fragmentation rate is then,

$$k_{frag} = p_d(E) k_{uv}(E) , \quad (12)$$

where $k_{uv}(E)$ is the absorption rate of UV photons with energy, E .

The photochemically driven H-loss is balanced by reactions of atomic hydrogen with dehydrogenated PAHs; viz.,



The rate of this reaction has been measured to be $k_a = 1.5 \times 10^{-10} \text{ cm}^3 \text{ s}^{-1}$ for a number of small PAHs [30, 36]. We can define the dissociation parameter, $\psi = k_a n_H / k_{frag}$. With $k_{uv} = 7 \times 10^{-10} N_c G_o$ (G_o is the flux of UV photons in units of the interstellar Habing field [35]), we have $\psi \simeq 0.2 n_H / N_c G_o p_d(E)$. The hydrogen coverage of interstellar PAHs is a very sensitive function of ψ and a small increase of ψ can change PAHs from fully hydrogenated to graphene [Tielens(2005), 36]. This is illustrated for the circumovalene, $\text{C}_{66}\text{H}_{20}$, in Figure S3. Thus, PAHs are fully hydrogenated if ψ is much less than 1 and fully dehydrogenated if ψ is much larger than 1. Hence,

$$\frac{G_o}{n_H} = \frac{0.2}{N_c} \left(1 + \frac{k_{ir}(E)}{k(E)} \right) \quad (14)$$

provide a critical relation for the transformation of PAHs into graphene. We have evaluated this relation assuming an absorbed UV photon energy of 10 eV (Fig. 4).

2.2.2 Fullerene formation

After formation of graphene, UV photoabsorption can lead to loss of carbon from the skeleton. This fragmentation process competes with stabilization through IR photon emission. The reaction rate is again given by eqn. 7. We adopt ΔS is 5 cal/K, resulting in $k_o \simeq 3 \times 10^{-16} \text{ s}^{-1}$, but the exact value is not critical. For E_o , we have adopted the Arrhenius energy (3.65 eV [37]) derived from experiments on the C-loss from small catacondensed PAHs [28]. The calculated cohesive energy of carbon in graphene is much larger, 7.4 eV/C-atom [38] but that refers to typically carbon inside the skeleton and carbon at the edge will be less strongly bound. [19] find a theoretical value of 5.4 eV for the C atoms at a zig-zag edge. Moreover, theoretical cohesive energies are not a good measure for the Arrhenius energy in unimolecular dissociation experiments [34]. Given the low abundance of gas phase carbon, the reverse reaction is unimportant and the chemical lifetime ($\tau_{chem}^{-1} = k_{frag}(E)$) has to be compared to the dynamical lifetime of the region. We have evaluated this chemical lifetime for a typical internal energy of 10eV as a function of the size of the graphene sheet, N_c , and the results are shown in Fig. 4.

2.3 Application to NGC 7023

To evaluate graphene formation in NGC 7023 we look at PAH stability. The physical conditions in the nebula, characterized by parameters G_0 and n_H , can be obtained (SI Text). As shown in Fig. 4, H loss is very efficient in NGC 7023 for PAHs up to 70 C atoms. We then evaluate the timescale for the loss of C atoms by the graphene flakes and compare this to the dynamical age of the nebula for a $\simeq 70$ C atom PAH (Fig. 4). It appears that if we adopt $E_o = 3.65$ eV, C-loss is rapid compared to the age of the nebula.

3 Discussion

Our models reveal that 70 C atoms PAH become unstable to graphene formation in the studied region of NGC 7023. Much larger PAHs will survive closer to the star, while smaller PAHs will rapidly be completely dehydrogenated further away but - because of size - this will not lead to the formation of fullerenes. As shown in laboratory experiments [19], graphene sheets larger than about 70 C atoms can be transformed into fullerene, but in space this is driven by UV photons rather than energetic electrons. We surmise that fullerene formation is initiated by single C atom loss [40] at the zig-zag edge of the graphene flake. Quantum chemical calculations indeed show that the armchair structure of graphene clusters stabilizes through in plane π -bond formation, while the open-shell orbitals associated with the dangling bonds are located at the zig-zag edge [38], making these atoms more labile [19]. A detailed study of graphene edge structure [39], based on experimental results [40], has indeed shown that single C atom loss leads to the formation of reconstructed edges bearing pentagons. These defects dramatically stress graphene flakes, inducing significant

positive curvature in its topology [32]. Eventually, the barrier-less migration of the pentagons within the hexagonal network will lead to the zipping-up of the flake into C_{60} ([19], Fig. 3). The above mechanism is severely limited by the physical conditions, controlling dehydrogenation, and the size of the precursors, which need to be above ~ 70 C atoms. As shown by our observations, only about 1% of the available PAHs are converted into C_{60} by this process (Fig. 2). The activation of this “top-down” chemistry requires the high UV fields available near massive stars. As a corollary, high abundance of C_{60} in the diffuse interstellar medium [41] reflects processing by massive stars, which are capable of dehydrogenating PAHs in the relevant size range (60-70 C atoms). PAHs much larger than than 70 C atoms will survive even in close encounters with massive stars. Smaller size PAHs (< 50 C atoms) cannot reach the fullerene island of stability, hence their photo-processing (Fig. 2) must be a source various carbon nano-compounds e.g. rings, chains, cages, bowls, tubes etc (Fig. 3). Laboratory experiments have indeed shown that processing of small graphene constrictions can lead to carbon rings and chains [42]. Finally, we note that recent studies suggest that PAH molecules do not provide a satisfactory explanation to the diffuse interstellar bands [44, 43]. The compounds described in this top-down chemistry may be relevant to understand these features of the UV extinction curve, in the Milky-Way and in other galaxies [45].

4 Conclusion

Analyzing infrared observations of the NGC 7023 nebula we have found evidence that C_{60} is being formed in the ISM. Classical bottom-up formation routes fail to explain these observations so we propose a new chemical route in which C_{60} is formed directly by the photochemical processing of large PAH molecules. Other carbonaceous compounds (cages, tubes, bowls) are also the product of this photoprocessing. This route must be relevant in the interstellar medium, but may also be important in the inner regions of protoplanetary disks around solar-type stars where accretion on the young star generates intense UV fields and PAHs are known to be present. There, they can be converted, on timescale of ~ 1 Myr, into fullerenes and hydrocarbon fragments. This source of organic compounds remains to be considered in models studying the organic photochemistry of the interstellar medium and regions of terrestrial planet formation. It is clear that such studies may benefit greatly from the progress achieved in the field of graphene stability.

Acknowledgements Studies of interstellar PAHs at Leiden Observatory are supported through advanced-ERC grant 246976 from the European Research Council. The authors wish to thank the referees for their constructive comments. Laure Cadars (www.laurecadars.com) is acknowledged for producing the C_{60} formation sketch.

References

- [1] Tielens, A. G. G. M. *Interstellar Polycyclic Aromatic Hydrocarbon Molecules. Ann. Rev. Astron. Astrophys.* **46**, pp. 289–337 (2008).
- [2] Cami, J., Bernard-Salas, J., Peeters, E. & Malek, S. E. *Detection of C₆₀ and C₇₀ in a Young Planetary Nebula. Science* **329**, pp. 1180–1182 (2010).
- [3] Sellgren, K. *et al. C₆₀ in Reflection Nebulae. Astrophys. J.* **722**, pp. 54–57 (2010).
- [4] Kroto, H. W., Heath, J. R., O'Brien, S. C., Curl, R. F. & Smalley, R. E. *C(60): Buckminsterfullerene. Nature* **318**, (1985) pp. 162–163 .
- [5] Goeres, A. & Sedlmayr, E. *The envelopes of R Coronae Borealis stars. I - A physical model of the decline events due to dust formation. Astron. Astrophys.* **265**, pp. 216–236 (1992).
- [6] Cherchneff, I., Le Teuff, Y. H., Williams, P. M. & Tielens, A. G. G. M. *Dust formation in carbon-rich Wolf-Rayet stars. I. Chemistry of small carbon clusters and silicon species. Astrophys. J.* **357**, pp. 572–580 (2000).
- [7] Pascoli, G. & Polleux, A. *Condensation and growth of hydrogenated carbon clusters in carbon-rich stars. Astron. Astrophys.* **359**, pp. 799–810 (2000).
- [8] Kroto, H. W. & McKay, K. *The formation of quasi-icosahedral spiral shell carbon particles. Nature* **331**, pp. 328–331 (1988).
- [9] Heath, J. R. *Synthesis of C₆₀ from Small Carbon Clusters*, chap. 2, pp. 1–23 (1992).
- [10] Hunter, J. M., Fye, J. L., Roskamp, E. J. & Jarrold, M. F. *Annealing carbon cluster ions: A mechanism for fullerene synthesis. J. Phys. Chem.* **98**, pp. 1810–1818 (1994).
- [11] Irle, S., Zheng, G., Wang, Z. & Morokuma, K. *The C₆₀ formation puzzle “solved” qm/md simulations reveal the shrinking hot giant road of the dynamic fullerene self-assembly mechanism. J. Phys. Chem. B* **110**, pp. 14531–14545 (2006).
- [12] Werner, M. W. *et al. The Spitzer Space Telescope Mission. Astrophys. J.* **154**, pp. 1–9 (2004).
- [13] *Pilbratt, G. L. et al. Herschel Space Observatory. An ESA facility for far-infrared and submillimetre astronomy. Astron. Astrophys.* **518**, (2010).
- [14] Rapacioli, M., Joblin, C. & Boissel, P. *Spectroscopy of polycyclic aromatic hydrocarbons and very small grains in photodissociation regions. Astron. Astrophys.* **429**, pp. 193–204 (2005).

- [15] Berné, O. *et al.* *Analysis of the emission of very small dust particles from Spitzer spectro-imagery data using blind signal separation methods.* *Astron. Astrophys.* **469**, pp. 575–586 (2007).
- [16] Bréchnignac, P. *et al.* *Photoinduced products from cold coronene clusters. A route to hydrocarbonated nanograins?* *Astron. Astrophys.* **442**, pp. 239–247 (2005).
- [17] Rosenberg, M., Berné, O., Boersma, C., Allamandola, L. & Tielens, A. G. G. M. *Coupled Blind Signal Separation and Spectroscopic Database Fitting of the Mid Infrared PAH Features .* *Astron. Astrophys.* , 532, pp. 128–142, (2011)
- [18] Joblin, C. *Carbon macromolecules in the cycle of interstellar matter: observational and laboratory experiments.* In F. Combes, D. Barret, T. Contini, & L. Pagani (ed.) *SF2A-2003: Semaine de l’Astrophysique Française*, pp. 175–179 (2003).
- [19] Chuvilin, A., Kaiser, U., Bichoutskaia, E., Besley, N. A. & Khlobystov, A. N. *Direct transformation of graphene to fullerene.* *Nature Chemistry* **2**, pp. 450–453 (2010).
- [20] Pety, J. *et al.* *Are PAHs precursors of small hydrocarbons in photodissociation regions? The Horsehead case.* *Astron. & Astrophys.* **435**, pp. 885–899 (2005).
- [21] Poglitsch, A.; Waelkens, C.; Geis, *The Photodetector Array Camera and Spectrometer (PACS) on the Herschel Space Observatory* *Astron. Astrophys.*, 518, (2010)
- [22] Griffin, M. J.; Abergel, A.; Abreu *et al.* *The Herschel-SPIRE instrument and its in-flight performance* *Astron. Astrophys.*, 518, (2010)
- [23] Abergel, A.; Arab, H.; Compigne, M., *Evolution of interstellar dust with Herschel. First results in the photodissociation regions of NGC 7023* *Astron. Astrophys.*, **518**, pp. 96–100 (2010)
- [24] Berné, O. *Evolution des très petites particules de poussière dans le cycle cosmique de la matière : méthodes de séparation aveugle de sources et spectro-imagerie avec le télescope spatial Spitzer.* PhD Thesis, Université Paul Sabatier, <http://thesesups.ups-tlse.fr/381/> pp. 148-153 (2008)
- [25] Tielens, A. G. G. M. *The Physics and Chemistry of the Interstellar Medium* (2005).
- [26] Joblin, C. *et al.* *Gas morphology and energetics at the surface of PDRs: New insights with Herschel observations of NGC 7023.* *Astron. Astrophys.* **521**, pp. 25–29 (2010).

- [27] Ekern, S. P., Marshall, A. G., Szczepanski, J. & Vala, M. *Photon-induced Complete Dehydrogenation of Putative Interstellar Polycyclic Aromatic Hydrocarbon Cations: Coronene and Naphtho[2,3-a]pyrene*. *Astrophys. J.* **488**, pp. 39–42 (1997).
- [28] Jochims, H. W., Ruhl, E., Baumgartel, H., Tobita, S. & Leach, S. *Size effects on dissociation rates of polycyclic aromatic hydrocarbon cations: Laboratory studies and astrophysical implications*. *Astrophys. J.* **420**, pp. 307–317 (1994).
- [29] Novoselov et al. *Two-dimensional atomic crystals* Proc. Nat. Ac. Sci. 102, pp. 10451–10453
- [30] Le Page, V., Snow, T. P. & Bierbaum, V. M. *Hydrogenation and Charge States of Polycyclic Aromatic Hydrocarbons in Diffuse Clouds. II. Results*. *Astrophys. J.* **584**, pp. 316–330 (2003).
- [31] Montillaud, J., Joblin, C. & Toubanc, D. *Modelling the physical and chemical evolution of PAHs and PAH-related species in astrophysical environments*. In *EAS Publications Series*, vol. 46 of *EAS Publications Series*, pp. 447–452 (2011).
- [32] V. B. Shenoy, C. D. Reddy, Y.-W. Zhang, *Spontaneous Curling of Graphene Sheets with Reconstructed Edges* ACS Nano **4**, pp. 4840–4844 (2010).
- [33] Klots, C. E. *Thermal kinetics in small systems* *J. Chem. Phys.* **90**, pp. 4470–4472
- [34] Baer, T. and Hase W. L. *Unimolecular reaction dynamics : Theory and experiment*, Oxford : Oxford University Press (1996)
- [35] Habing, H. J. *The interstellar radiation density between 912 Å and 2400 Å*. *Bull. Astron. Inst. Neth.* **19**, pp. 421 (1968).
- [36] Snow, Theodore P.; Le Page, Valery; Keheyan, Yeghis; Bierbaum, Veronica M. *The interstellar chemistry of PAH cations* *Nature* **391** pp. 259–261 (1998)
- [37] Micelotta, E. R.; Jones, A. P.; Tielens, A. G. G. M. *Polycyclic aromatic hydrocarbon processing in a hot gas* *Astron. Astrophys.* **510**, A37 (2010)
- [38] Winter, N. & Ree, F. *Carbon particle phase stability as a function of size*. *J. Comp. Mat. Des.* **5**, pp. 279–294 (1998).
- [39] Koskinen, P., Malola, S. & Häkkinen, H. *Evidence for graphene edges beyond zigzag and armchair*. *Phys. Rev. B* **80**, pp. 73401–73404 (2009).
- [40] Girit, c et al., *Graphene at the edge* *Science* **323**, pp. 1705–1708 (2009).
- [41] Foing, B. H. & Ehrenfreund, P. *Detection of two interstellar absorption bands coincident with spectral features of C₆₀⁺*. *Nature* **369**, pp. 296–298 (1994).

- [42] A. Chuvilin, J. C. Meyer, G. Algara-Siller, U. Kaiser, *From Graphene constrictions to single carbon chains* New Journal of Physics **11**, 83019 (2009).
- [43] Xiang, F. Y. Li, A.; Zhong, J. X. *A Tale of Two Mysteries in Interstellar Astrophysics: The 2175 Å Extinction Bump and Diffuse Interstellar Bands* Astrphys. J, **733** pp 91-100 (2011)
- [44] Steglich, M. Bouwman, J. Huisken, F. Henning, T. *Can neutral and ionized PAHs be carriers of the UV extinction bump and the diffuse interstellar bands?* eprint arXiv:1108.2972 (2011)
- [45] Li, A. Chen, J. H. Li, M. P. Shi, Q. J. Wang, Y. J. *On buckyonions as an interstellar grain component* Mon. Not. R. Astron. Soc. **390** pp 39-42 (2008)

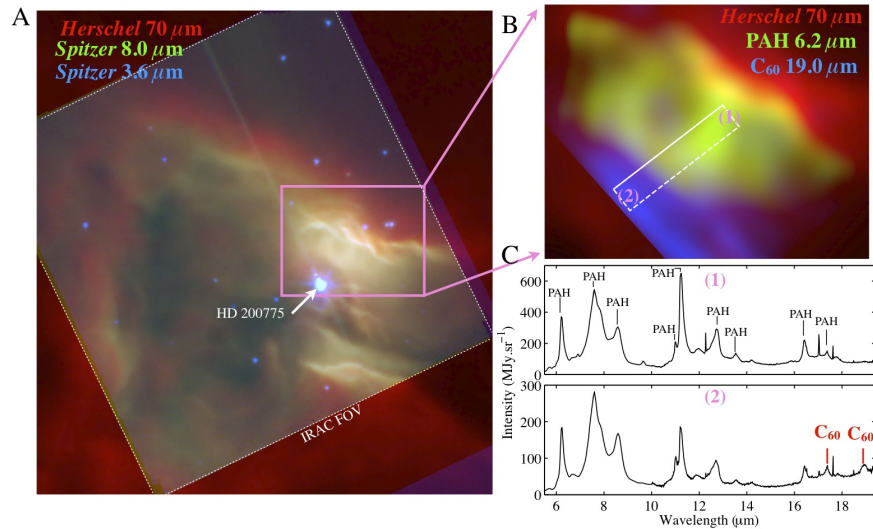


Figure 1: Overview of the NGC 7023 nebula. **(A)** Multi wavelength color coded view of the nebula in the infrared. Red is the emission at $70 \mu\text{m}$ observed with the Photodetector Array Camera end Spectrometer (PACS) onboard *Herschel*. This emission is dominated by dust. Green is the *Spitzer*-Infrared Array Camera (IRAC) $8 \mu\text{m}$ emission tracing the PAH C-C mode and blue is the IRAC $3.6 \mu\text{m}$ emission, tracing the PAH C-H mode and stellar emission. The position of the intermediate mass young star HD 200775 illuminating the nebula is indicated. **(B)** Color coded image of the spatial distribution of different compounds in NGC 7023 : Red is the emission of dust observed with *Herschel*-PACS, green shows the emission integrated in the $6.2 \mu\text{m}$ C-C band of PAHs observed with *Spitzer*-Infrared Spectrograph (IRS), and blue is the C_{60} emission observed with *Spitzer*-IRS integrated in the $19.0 \mu\text{m}$ band. The white rectangle shows the region on which the extraction of the PAH and C_{60} abundance (Figure 2) was performed. **(C)** *Spitzer* IRS mid-infrared spectra taken at positions (1) (upper panel) and (2) (lower panel) in **(B)**. The distance from the star at positions (1) and (2) are respectively $\sim 35''$ and $\sim 15''$. The bands of PAHs and C_{60} are labeled in the spectra.

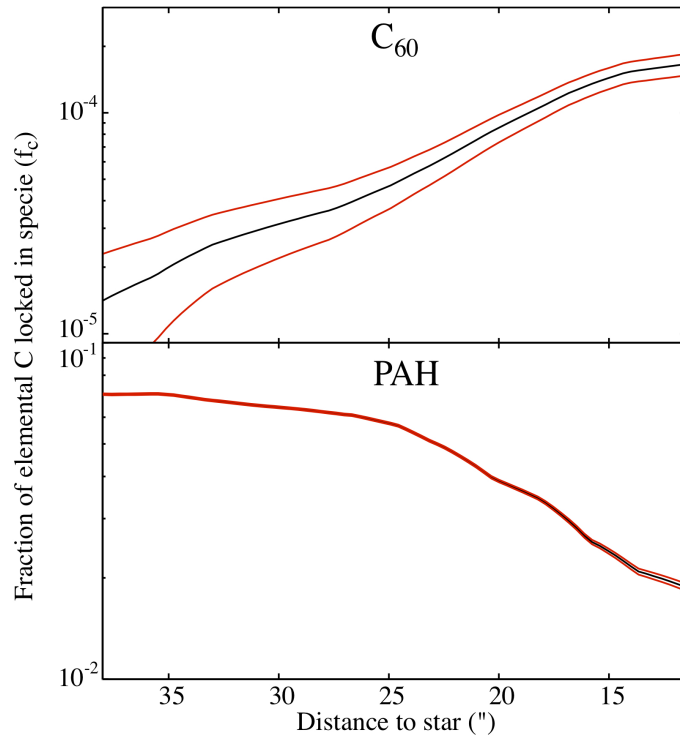


Figure 2: Abundances of C_{60} (**A**) and PAHs (**B**) in NGC 7023 as a function of distance from the star in the cut shown in Figure 1. The red curves give the 1 sigma uncertainty, obtained from the propagation of instrumental uncertainty on the extraction of integrated intensities of PAHs and C_{60} bands.

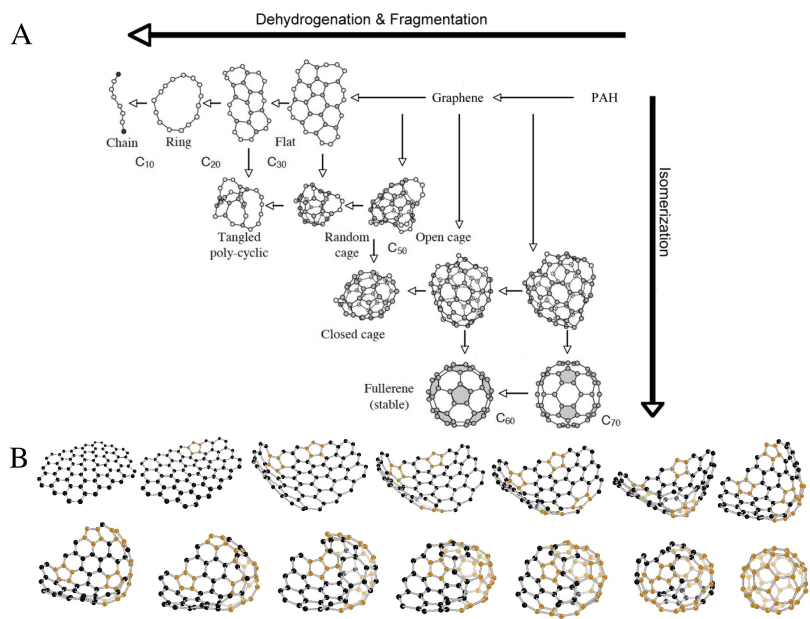


Figure 3: Schematic representation of top-down interstellar carbon chemistry. **(A)** The chemical evolution of PAHs in the interstellar medium under the influence of UV photons combines the effects of dehydrogenation and fragmentation with those of isomerization. Fully hydrogenated PAHs – injected by stars into the ISM – are at the top right side. Near bright stars, UV photolysis will preferentially lead to complete H-loss (e.g., the “weakest link”) and the formation of graphene. Further fragmentation may lead to the formation of flats, rings, and chains. However, this process competes with isomerization to various types of stable intermediaries such as cages and fullerenes. **(B)** Schematic illustration of conversion of graphene into C_{60} in 13 steps. Dehydrogenated PAHs, i.e. graphene sheets, loose carbon atoms under UV irradiation, giving rise to pentagonal defects (represented with orange C atoms) at the edges of the sheet. These defects in the hexagonal network induce curvature of the sheet, the migration of the pentagons allows the molecule to close. Image courtesy of L. Cadars (www.laurecadars.com).

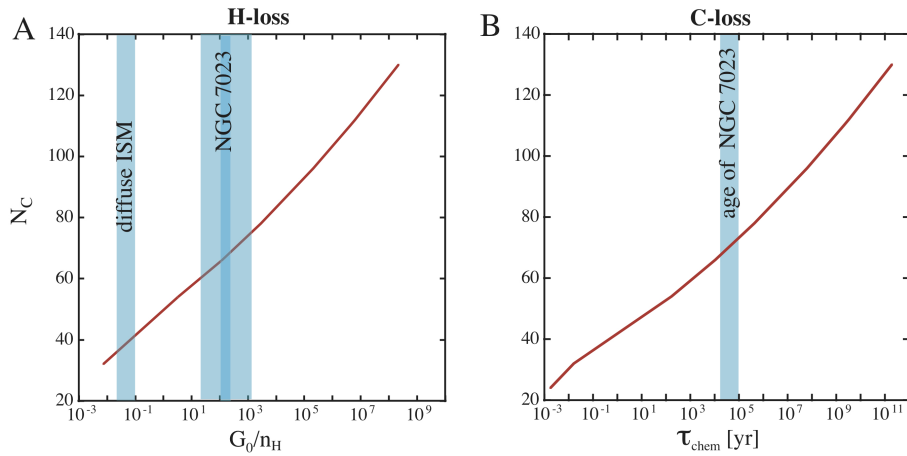


Figure 4: Photochemistry of PAHs in NGC 7023 **(A)** The red curve shows the evolution of the critical value when PAHs have lost half of their H atoms, as a function of the physical conditions (G_0/n_H where G_0 is the radiation field in Habing units and n_H is the density of H atoms in the gas in cm^{-3} , see Online Supporting Text for details) and the number of carbon atoms in the PAH molecule N_C . Above this line PAHs are stable against dehydrogenation. Below this curve, PAHs rapidly lose all their H atoms. The value of G_0/n_H for NGC 7023 is shown, dark blue represents the “narrow” range and clear blue the “broad” range of values for this parameter (Online Supporting Text). **(B)** Time scale for the loss of a carbon atom by UV photon absorption as a function of graphene sheet size.

Supporting Text

Physical conditions in NGC 7023

General properties

NGC 7023 is a widely studied photodissociation region. We briefly review the information on physical conditions available in the literature. The nebula has a hourglass-shaped, low-density cavity, which was opened in the dense molecular cloud by the winds of the young Be star (Fuente et al. 1998). The formation of C_{60} is seen to occur inside this cavity (See Fig. 1 in the main text) in regions particularly close to the star (10" to 40"). In the next sections we discuss the values we adopt for radiation field and gas density in the cavity.

Radiation field

The intensity of the radiation field in the cavity, G_0 , can be derived based on the spectral type and flux of the star diluted by the square of the distance from the star. Doing this exercise, Joblin et al. (2010) find that the radiation field is $G_0 = 2600$ at a distance of 40" from the star (similar to the value found by Rogers et al. 1995 and Chokshi et al. 1988). Using this value and spherical dilution we derive the range of radiation fields covered in the cut where we study C_{60} and PAH evolution (Figs. 1 and 2). We find $G_0 = 3.0 \times 10^4$ at the peak of C_{60} abundance (12" from the star) and $G_0 = 3.4 \times 10^3$ at the minimum of C_{60} abundance (35" from the star). Fuente et al. (1999) have reported the highest value of radiation field in the PDR with $G_0 = 1 \times 10^4$ at the position of the H_2 filaments at 46" from the star. This would correspond to values of $G_0 = 1.7 \times 10^4$ and $G_0 = 1.5 \times 10^5$ at the edges of the cut (resp. 35" and 12" from the star). We therefore adopt average values $G_0 = 1.0 \pm 0.7 \times 10^4$ and $G_0 = 1.0 \pm 0.7 \times 10^5$ at 35 and 12" from the star from the star.

Density in the cavity

The density of the atomic gas in this region is difficult to derive directly, but can be constrained from observations of the surrounding molecular cloud. More specifically, the density derived from CO lines by Gerin et al. (1998) in the back wall of the cavity, point to a value of $n_H^{Mol} \sim 3000 \text{ cm}^{-3}$. The atomic gas well within the cavity, is expected to be at least order of magnitude hotter, and hence an order of magnitude less dense if we consider pressure equilibrium, i.e. $n_H^{Cav} \sim 300$. Rogers et al. (1995) find that $n_H^{Mol}/n_H^{Cav} = 10 - 35$, which then implies $n_H^{Cav} = 85 - 300$. Joblin et al. (2010) quote a value of 100 cm^{-3} for n_H^{Cav} . A more direct estimation of the column density of warm atomic gas can be derived from the dust emission. Since we have seen that dust temperature increases when getting closer to the star (see first section of this document), this implies that this emission indeed comes from the cavity and not from the wall behind. Using the DUSTEM (Compiegne et al. 2011) model, we can reproduce the observed emission in the PACS 70 μm filter at a distance of 35" from the

star (~ 1 Jy/pixel or 2300 MJy.sr^{-1}), for a radiation field of $G_0 = 10^4$, and leaving the column density as a free parameter. This yields $N_H = 2 \times 10^{19} \text{ cm}^{-2}$ for the cavity, which with a physical size of $5.7 \times 10^{17} \text{ cm}$ ($2 \times 35''$ at 400 pc) corresponds to $n_H^{C_{av}} = 45 \text{ cm}^{-2}$, somewhat lower than other estimates based on PDR or molecular tracers. Note that this determination does not depend significantly on the accuracy of determination of radiation field in the considered range of G_0 (see Compiegne et al 2011 Fig. 7). We keep $n_H^{C_{av}} = 50$ as lower limit and $n_H^{C_{av}} = 250$ as upper limit and adopt $n_H^{C_{av}} = 150 \pm 100 \text{ cm}^{-3}$.

G_0/n_H

Using the adopted average density and radiation field values we can obtain G_0/n_H needed to estimate the dehydrogenation efficiency (see section “Graphene formation” in the manuscript). We find $G_0/n_H = 65 \pm 45$ at $35''$ from the star and $G_0/n_H = 650 \pm 450$ at $12''$ from the star. From these numbers we define the “broad” and “narrow” domains of values of G_0/n_H expected in the cut in NGC 7023, respectively [20-1100] and [105-200]. These are represented graphically in Fig. 4 over the dehydrogenation stability curve.

Supplementary videos

<https://sites.google.com/site/olivierberne/c60-formation-from-graphene>

S-Video 1: Conversion of graphene into C_{60} . This video shows schematically how graphene can be converted into C_{60} . We start with a sheet of graphene where carbon atoms are arranged in a hexagonal network. Under UV irradiation, C atoms are lost in the hexagons situated at the edge of the graphene flake and converted into pentagons (shown in orange). The formation of pentagons stresses the molecule forcing it to curve. When several pentagons have been formed they can migrate inside the molecule. Finally, when 12 pentagons have been formed and when each carbon atom belongs to both a pentagon and a hexagon, the molecule closes into C_{60} .

Supplementary figures

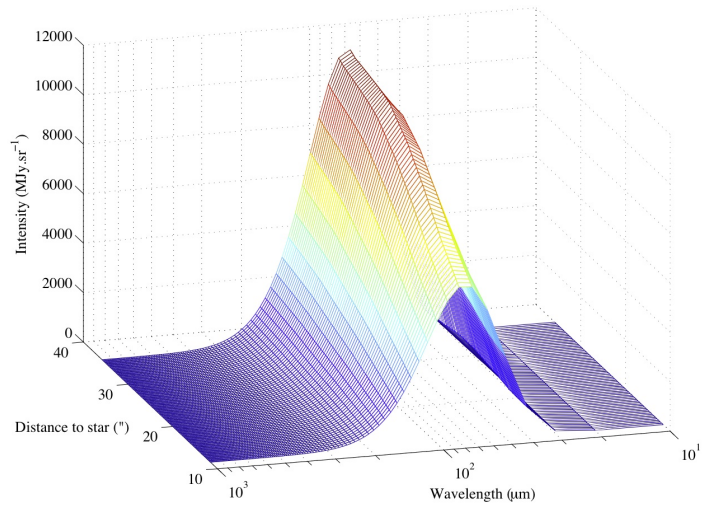


Figure S-1: Fitted modified black bodies to the SEDs observed with Herschel in the cross cut from position (1) to (2) show in Fig. 1.




Figure S-2: Subtraction of the contamination of PAHs in the 17.4 μm band.

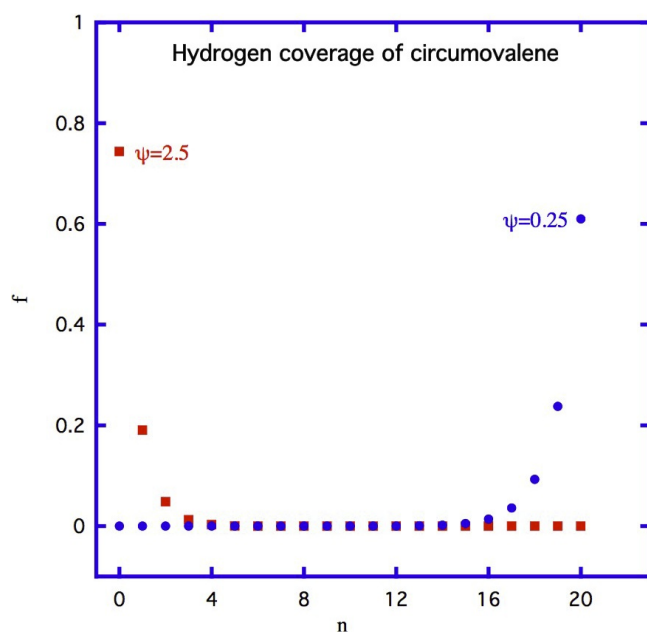


Figure S-3 The relative abundance of circumvalene and its partial dehydrogenated derivatives, $C_{66}H_n$, for two values of the dissociation parameter, ψ .

References

- [Chokshi et al.(1988)] Chokshi, A.; Tielens, A. G. G. M.; Werner, M. W.; Castellaz, M. W. C II 158 micron and O I 63 micron observations of NGC 7023 - A model for its photodissociation region *Astrophys. J.*, **334** 803 (1988)
- [Compiègne et al.(2011)] Compiègne, M.; Verstraete, L.; Jones, A.; Bernard, J.-P.; Boulanger, F.; Flagey, N.; Le Bourlot, J.; Paradis, D.; Ysard, N. The global dust SED: tracing the nature and evolution of dust with DustEM *Astron. Astrophys.*, **525**, 103, (2011)
- [Fuente et al.(1998)] Fuente, A.; Martin-Pintado, J.; Bachiller, R.; Neri, R.; Palla, F. Progressive dispersal of the dense gas in the environment of early-type and late-type Herbig Ae-Be stars *Astron. Astrophys.*, **334**, 253 (1998)
- [Fuente et al.(1999)] Fuente, A.; Martn-Pintado, J.; Rodrguez-Fernndez, N. J.; Rodriguez-Franco, A.; de Vicente, P.; Kunze, D. Infrared Space Observatory Observations toward the Reflection Nebula NGC 7023: A Nonequilibrium Ortho-to-Para-H₂ Ratio *Astrophys. J.*, **518**, 45 (1999)
- [Gerin et al.(1998)] Gerin, M.; Phillips, T. G.; Keene, J.; Betz, A. L.; Boreiko, R. T. CO, C i, and C II Observations of NGC 7023 *Astrophys. J.* **500**, 329, (1998)
- [Poglitsch et al.(2010)] Poglitsch, A.; Waelkens, C.; Geis, The Photodetector Array Camera and Spectrometer (PACS) on the Herschel Space Observatory *Astron. Astrophys.*, **518**, 2 (2010)
- [Rogers et al.(1995)] Rogers, C.; Heyer, Mark H.; Dewdney, P. E. H I, CO, and IRAS observations of NGC 7023 *Astrophys. J.* **442**, 694 (1995)
- [Tielens(2005)] Tielens,A.G.G.M. The Physics and Chemistry of the Interstellar Medium, Cambridge, UK: Cambridge, (2005)