

Correlated multiplexity and connectivity of multiplex random networks

Kyu-Min Lee, Jung Yeol Kim, Won-kuk Cho, K.-I. Goh,*
and I.-M. Kim

Department of Physics and Institute of Basic Science, Korea University, Seoul
136-713, Korea

E-mail: *kgoh@korea.ac.kr

Abstract. Nodes in a complex networked system often engage in more than one type of interactions among them; they form a *multiplex* network with multiple types of links. In real-world complex systems, a node's degree for one type of links and that for the other are not randomly distributed but correlated, which we term *correlated multiplexity*. In this paper we study a simple model of multiplex random networks and demonstrate that the correlated multiplexity can drastically affect the properties of giant component in the network. Specifically, when the degrees of a node for different interactions in a duplex Erdős-Rényi network are maximally correlated, the network contains the giant component for any nonzero link densities. On the contrary, when the degrees of a node are maximally anti-correlated, the emergence of giant component is significantly delayed, yet the entire network becomes connected into a single component at a finite link density. We also discuss the mixing patterns and the cases with imperfect correlated multiplexity.

PACS numbers: 89.75.Hc, 89.75.Fb

1. Introduction

In the last decade, network has proved to be a useful framework to model structural complexity of complex systems [1, 2]. By abstracting a complex system into nodes (constituents) and links (interactions between them), the resulting graph could be efficiently treated analytically and numerically, through which a large body of new physics of complex systems has been acquired [3, 4, 5]. Most studies until recently have focused on the properties of isolated, single networks where nodes interact with a single type of links. In most, if not all, real-world complex systems, however, nodes in the system can engage in more than one type of interactions or links; People in a society interact via their friendship, family relationship, and/or more formal work-related links, *etc.* Countries in the global economic system interact via various financial and political channels ranging from commodity trade to political alliance. Even proteins in a cell participate in multiple layers of interactions and regulations, from transcriptional regulations and metabolic synthesis to signaling. Therefore, a more complete description of complex systems would be the *multiplex* network [6] with more than one types of links connecting nodes in the network. Multiplexity can also have impact on network dynamics; many dynamic processes occurring in complex network systems such as behavioral cascade in social networks [7] or dynamics of systemic risk in the global economic system [8] should be properly understood from the perspective of multiplex network dynamics. Since its introduction in the social network literature [6], however, only a handful of earlier related studies have existed in the physics literature, notably Refs. [9, 10, 11], and the understanding of generic effects of multiplexity remained lacking.

More recently, related concepts such as interacting networks [12] and interdependent networks [13] have been introduced and studied. Leicht and D'Souza [12] studied what they called interacting networks, in which two networks are coupled via inter-network edges, and developed a generating function formalism to study their percolation properties. Buldyrev *et al.* [13] studied the interdependent networks, in which mutual connectivity in two network layers plays an important role, and found that catastrophic cascades of failure can occur due to the interdependency. Although the specific contexts are different in these studies, if one regards each type of links in a multiplex network to constitute a network layer, and the multiplex network as multilayer network, the multiplex networks and the interacting or interdependent networks may be described by a similar framework at the mathematical level. In this sense, these studies have provided a pioneering insight relevant to multiplex networks that there can be nontrivial effects of having more than one type of links, or channel of interactions, in networks [14, 15].

In Refs. [12, 13], network layers were coupled in an uncorrelated way, in the sense that the connections or pairings between nodes in different layers are taken to be random. In real-world complex systems, however, nonrandom structure in network multiplexity can be significant. For example, a person with many links in the friendship layer is likely to also have many links in another social network layer, being a friendly person. Such a nonrandom, or correlated multiplexity has recently been observed in the large-scale social network analysis of online game community [16], in the world trade system [17], and in transportation network systems [18, 19], and its impact on network robustness has been studied [18, 20]. In this paper, our main goal is to understand the generic role of correlated multiplexity in multiplex system's connectivity structure.

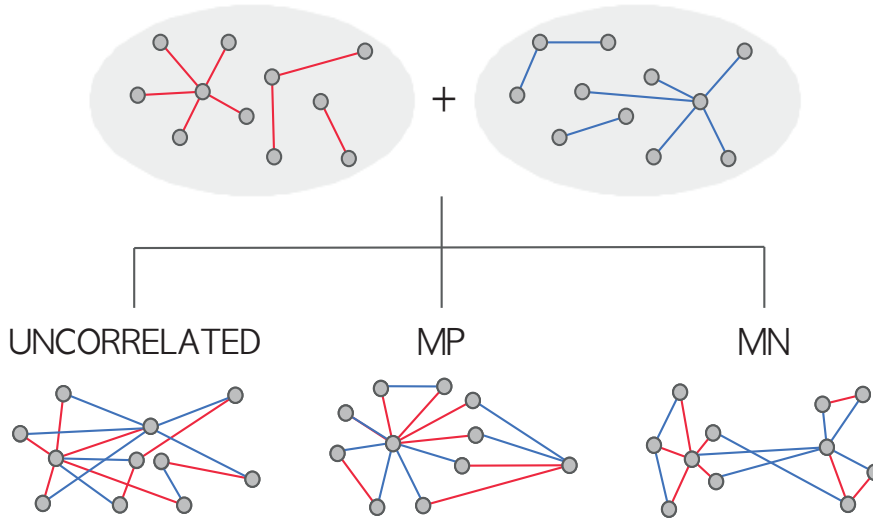


Figure 1. Schematic illustration of multiplex ER networks with three kinds of multiplex couplings discussed in the text. MP (MN) stands for maximally-positive (maximally-negative) correlated multiplexity.

2. Model and formalism

To study how the network connectivity is affected by correlated multiplexity, we consider the following model of multiplex networks with two layers, or *duplex* networks. The network has N nodes connected by two kinds of links, modeling, for example, individuals participating in two different social interaction channels. We refer the subnetwork formed by each kind of links to as the network layer. Each network layer l ($l = 1, 2$) is specified by the intralayer degree distribution $\pi^{(l)}(k_l)$, where degree k_l is the number of links within the specific layer l of a node. The complete multiplex network can be specified by the joint distribution $\Pi(k_1, k_2)$ or the conditional degree distribution $\Pi(k_2|k_1)$. Generalization into $l > 2$ layers is straightforward.

The total degree of a node in the multiplex network is given by $k = k_1 + k_2 - k_o$, where k_o denotes the number of overlapped links in the two layers, which can be neglected in the $N \rightarrow \infty$ limit for random, sparse networks with largest degree of at most order $\mathcal{O}(\sqrt{N})$ [21]. One can obtain the total degree distribution $P(k)$ from the joint degree distribution or the conditional degree distribution as $P(k) = \sum_{k_1, k_2} \Pi(k_1, k_2) \delta_{k, k_1+k_2} = \sum_{k_1} \Pi(k - k_1 | k_1) \pi^{(1)}(k_1)$, where δ denotes Kronecker delta symbol. From $P(k)$, one can follow the standard generating function technique [22] to study the network structure: The generating function $g_0(x)$ of the degree distribution $P(k)$ of the mutiplex network can be written as

$$g_0(x) = \sum_{k=0}^{\infty} P(k) x^k = \sum_{k_1, k_2} \Pi(k_1, k_2) x^{k_1+k_2}. \quad (1)$$

Emergence of the giant component spanning a finite fraction of the network signals

the establishment of connectivity. Size of the giant component S is obtained via

$$S = 1 - g_0(u) = 1 - \sum_{k=0}^{\infty} P(k)u^k, \quad (2)$$

where u is the smallest root of the equation $x = g'_0(x)/g'_0(1) \equiv g_1(x)$, that is,

$$u = \frac{1}{\langle k \rangle} \sum_{k=1}^{\infty} kP(k)u^{k-1}. \quad (3)$$

Mean size of the component to which a randomly chosen vertex belongs, $\langle s \rangle$, plays the role of susceptibility and is given by

$$\langle s \rangle = 1 + \frac{g'_0(1)u^2}{g_0(u)[1 - g'_1(u)]}. \quad (4)$$

The condition for existence of the giant component (that is, $S > 0$) is given by the existence of a nontrivial solution $u < 1$, leading to the so-called Molloy-Reed criterion [22, 24, 25],

$$\sum_k k(k-2)P(k) = \langle k^2 \rangle - 2\langle k \rangle > 0. \quad (5)$$

It is worthwhile to note the related recent generalizations of the generating function method for interacting [12] and interdependent networks [23].

For a multiplex network system, the total degree distribution $P(k)$ is determined from the joint degree distribution $\Pi(k_1, k_2)$, which depends on the pattern of correlated multiplexity. Therefore, the presence of correlated multiplexity affects the multiplex system's connectivity (figure 1). In the following, we specifically consider duplex networks of two Erdős-Rényi (ER) layers [26] and three limiting cases of correlated multiplexity. Using analytical treatment with mean-field-like approximation as well as extensive numerical simulations, we present how the correlated multiplexity can affect the emergence of the giant component in the multiplex system. Similar procedures can also be applied to multiplex scale-free network models [27].

3. Degree distributions

3.1. Uncorrelated multiplexity

In the absence of correlation between network layers, the joint degree distribution factorizes, $\Pi_{uncorr}(k_1, k_2) = \pi^{(1)}(k_1)\pi^{(2)}(k_2)$. The total degree distribution of the multiplex network is given by the convolution of $\pi^{(l)}(k_l)$, $P_{uncorr}(k) = \sum_{k_1=0}^k \pi^{(1)}(k_1)\pi^{(2)}(k - k_1)$, and its generating function $g_0^{uncorr}(x) = g_0^{(1)}(x)g_0^{(2)}(x)$, where $g_0^{(l)}(x)$ is the generating function of $\pi^{(l)}(k_l)$. Using $g_0(x) = e^{z(x-1)}$ for the ER network with mean degree z , we have $g_0^{uncorr}(x) = e^{(z_1+z_2)(x-1)}$ for the duplex ER network with mean intralayer degrees z_1 and z_2 , which is nothing but the generating function of an ER network with mean degree $z_1 + z_2$. Therefore, we have

$$P(k) = \frac{e^{-z} z^k}{k!} \quad (6)$$

with $z = z_1 + z_2$.

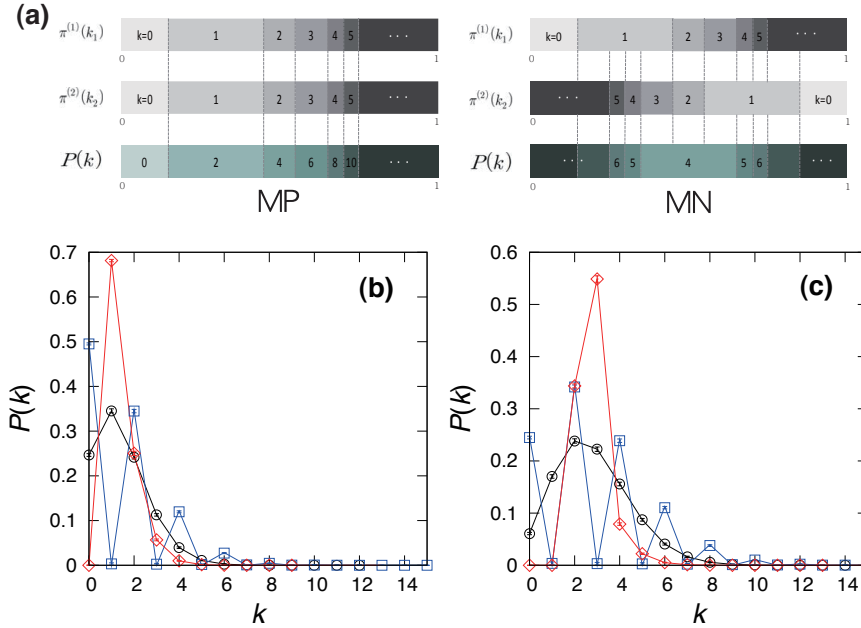


Figure 2. (a) Schematic illustrations of how the mean-field-like calculation for degree distribution is done. (b, c) Degree distributions of interlaced multiplex ER networks with $z_1 = z_2 = 0.7$ (b) and $z_1 = z_2 = 1.4$ (c). Points are numerical simulation results for the uncorrelated (\circ), MP (\square), and MN (\diamond) cases, together with lines representing predictions of mean-field-like calculations.

3.2. Maximally-positive correlated multiplexity

In the maximally-positive (MP) correlated multiplex case, a node’s degrees in different layers are maximally correlated in their degree order; the node that is hub in one layer is also the hub in the other layers, and the node that has the smallest degree in one layer also has the smallest degree in other layers. To obtain the total degree distribution $P(k)$ of the multiplex network, we use the following mean-field-like scheme ignoring fluctuations in the thermodynamic limit ($N \rightarrow \infty$), illustrated for the duplex case in figure 2(a). We partition the unit interval into bins of sizes $\pi^{(\ell)}(k_\ell)$ sorted in order of k_ℓ for each ℓ . Combining the two partitions, we have a new partition which can be used to reconstruct $P(k)$ as illustrated in figure 2(a).

3.3. Maximally-negative correlated multiplexity

In the maximally-negative (MN) correlated multiplex case, a node’s degrees in different layers are maximally anti-correlated in their degree order; a node that is hub in one layer has the smallest degree in the other layer, *etc.* The mean-field-like scheme for duplex case proceeds in a similar way as the MP case, except that we use two partitions sorted in opposite orders respectively as illustrated in figure 2(a).

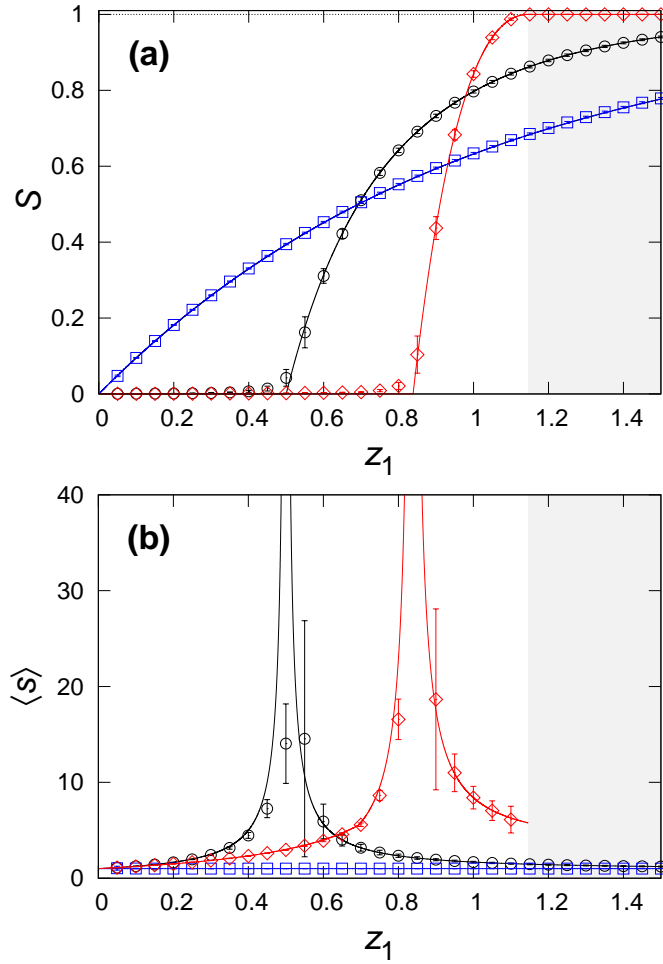


Figure 3. (a) The giant component size S and (b) the susceptibility $\langle s \rangle$ as a function of the single-layer mean degree z_1 of the two-layer multiplex ER networks with equal mean layer degrees for uncorrelated (black), MP (blue), and MN (red) cases. Lines represent the solutions of (2) and (4) under the mean-field scheme and symbols represent the numerical simulation results obtained from networks of size $N = 10^4$ with 10^4 different configurations for the uncorrelated (\circ), MP (\square), and MN (\diamond) cases. Errorbars denote standard deviations. Gray shade denotes the region in which $S = 1$ for the MN case ($z_1 > z^* = 1.14619322\dots$).

4. Duplex ER networks with equal link densities

In this section we consider ER networks with two layers of equal link densities, for which the degree distributions are most easily calculated.

4.1. Uncorrelated case

The uncorrelated multiplex ER network is simply another ER network with mean degree $z = 2z_1$, where z_1 is the mean degree of the first network layer. The joint

degree distribution factorizes, thus the conditional degree distribution $\Pi(k_2|k_1)$ is independent of k_1 and $\Pi(k_2|k_1) = \pi(k_2)$, where $\pi(k)$ denotes the Poisson distribution with mean degree z_1 . As we increase z_1 , we have a second-order percolation transition at the critical mean intralayer degree $z_c = 1/2$ [22, 26], at which the giant component emerges in the duplex network. Giant component size scales in the vicinity of z_c as $S \sim (z_1 - z_c)^\beta$ with $\beta = 1$, and the susceptibility as $\langle s \rangle \sim |z_1 - z_c|^{-\gamma}$ with $\gamma = 1$, following the standard mean-field critical behaviors [22].

4.2. MP case

In this case, in the mean-field-like scheme ($N \rightarrow \infty$) each node has exactly the same degrees in both layers, so the conditional degree distribution becomes $\Pi(k_2|k_1) = \delta_{k_2, k_1}$. Thus we have the degree distribution of the duplex network as

$$P(k) = \begin{cases} e^{-z_1} z_1^{k/2} / (k/2)! & (k \text{ even}), \\ 0 & (k \text{ odd}). \end{cases} \quad (7)$$

Therefore, the Molloy-Reed criterion is fulfilled for all nonzero z_1 , as $\langle k^2 \rangle - 2\langle k \rangle = 4(z_1 + z_1^2) - 2(2z_1) = 4z_1^2 > 0$ for $z_1 \neq 0$. This means that the giant component exists for any nonzero link density, that is,

$$z_c^{MP} = 0. \quad (8)$$

In fact, one can obtain the solution of S and $\langle s \rangle$ explicitly in this case: As $P(k) = 0$ for odd k , (3) has $u = 0$ as a nontrivial solution, from which it follows from (2)

$$S = 1 - P(0) = 1 - e^{-z_1}, \quad (9)$$

which grows linearly with the link density near origin as $S \sim z_1$, that is $\beta = 1$. From $u = 0$, the susceptibility $\langle s \rangle = 1$ for all $z_1 > 0$. This means that only isolated nodes are outside the giant component and all the linked nodes form a single giant component. All these predictions are confirmed by numerical simulations (figure 3).

4.3. MN case

In this case one can easily show that distinct regimes appear as z_1 increases. Among them, three regimes are of relevance for the giant component properties: *i*) For $0 \leq z_1 \leq \ln 2$, more than half of nodes are of degree zero in each layer so every linked node in one layer is coupled with a degree-0 node in the other layer under MN coupling. In this regime the conditional degree distribution takes a rather complicated form

$$\Pi(k_2|k_1) = \begin{cases} [2\pi(0) - 1] / \pi(0) & (k_2 = 0, k_1 = 0), \\ \pi(k_2) / \pi(0) & (k_2 \neq 0, k_1 = 0), \\ \delta_{k_2, 0} & (k_1 \neq 0), \end{cases} \quad (10)$$

and thus $P(k)$ is given by

$$P(k) = \begin{cases} 2\pi(0) - 1 & (k = 0), \\ 2\pi(k) & (k \geq 1). \end{cases} \quad (11)$$

In this regime there is no giant component. *ii*) For $\ln 2 \leq z_1 \leq z^*$, similar consideration leads to $\Pi(k_2|k_1)$ and $P(k)$ given by

$$\Pi(k_2|0) = \begin{cases} 0 & (k_2 = 0), \\ [2\pi(0) + \pi(1) - 1] / \pi(0) & (k_2 = 1), \\ \pi(k_2) / \pi(0) & (k_2 \geq 2), \end{cases} \quad (12a)$$

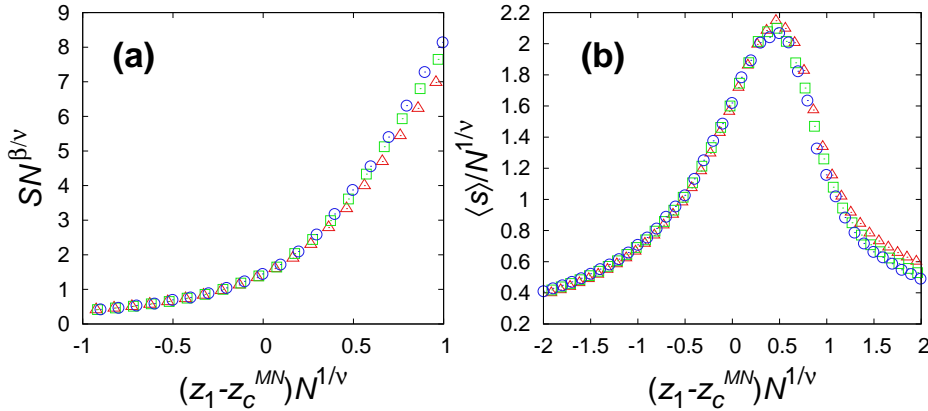


Figure 4. Data collapse of (a) scaled giant component sizes, $SN^{\beta/\nu}$, and (b) scaled susceptibility, $\langle s \rangle / N^{1/\nu}$, vs. $(z - z_c^{MN})N^{1/\nu}$ for the MN case, with $\beta = 1$ and $\nu = 3$, consistent with the conventional mean-field behavior $\beta = 1$ and $\gamma = 1$. N is 10^4 (\triangle), 10^5 (\square), and 10^6 (\circ).

$$\Pi(k_2|1) = \begin{cases} [2\pi(0) + \pi(1) - 1] / \pi(1) & (k_2 = 0), \\ [1 - 2\pi(0)] / \pi(1) & (k_2 = 1), \\ 0 & (k_2 \geq 2), \end{cases} \quad (12b)$$

$$\Pi(k_2|k_1) = \delta_{k_2,0} \quad (k_1 \geq 2), \quad (12c)$$

and

$$P(k) = \begin{cases} 0 & (k = 0), \\ 2[2\pi(0) + \pi(1) - 1] & (k = 1), \\ 2\pi(2) - 2\pi(0) + 1 & (k = 2), \\ 2\pi(k) & (k \geq 3). \end{cases} \quad (13)$$

In this regime, $\langle k^2 \rangle - 2\langle k \rangle = 2(z_1^2 - z_1 - 2e^{-z_1} + 1)$, which becomes positive for $z_1 > z_c^{MN}$ where

$$z_c^{MN} = 0.838587497... \quad (14)$$

Therefore the giant component emerges at a significantly higher link density than the uncorrelated multiplex case. Being delayed in its birth, the giant component grows more abruptly once formed [see figure 3(a)] than the other two cases. This regime is terminated at $z = z^*$, determined by the condition $2\pi(0) + \pi(1) = 1$, from which we have $z^* = 1.14619322...$ *iii*) For $z_1 \geq z^*$, we have $P(0) = P(1) = 0$. In that case, we have $u = 0$ from (3) and thereby $S = 1$ from (2). This means that the entire network becomes connected into a single component at this finite link density, which can never be achieved for ordinary ER networks. Despite these abnormal behaviors and apparent differences in the steepness of the order parameter curve near z_c , the critical behavior is found to be consistent with that of standard mean-field, $\beta = 1$ and $\gamma = 1$ (figure 4).

5. Imperfect correlated multiplexity

In the previous section we have seen that *maximally* correlated or anti-correlated multiplexity affects the onset of emergence of giant component in multiplex ER

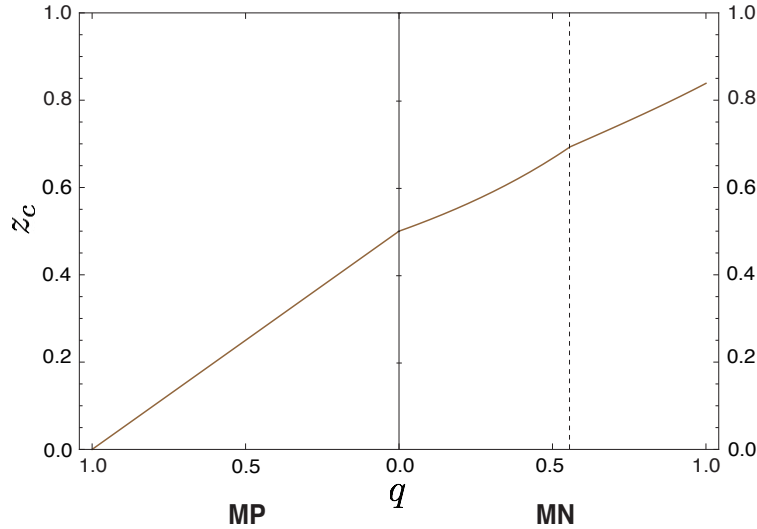


Figure 5. Plot of equation (15) for the critical mean degree z_c as a function of q , the fraction of correlated multiplex nodes. The cases $q = 1$ denote maximally correlated multiplexity, $0 < q < 1$ partially correlated multiplexity, and $q = 0$ uncorrelated multiplexity. The vertical dotted line is drawn at $q = 2 - 1/\ln 2$ across which z_c takes different formulae in equation (15b).

networks. Despite its mathematical simplicity and tractability, in real-world multiplex systems the correlated multiplexity would hardly be maximal. Therefore it is informative to see how the results obtained for the maximally correlated multiplexity are interpolated when the system possesses partially correlated multiplexity.

To this end, we consider duplex ER networks where a fraction q of nodes are maximally correlated multiplex while the rest fraction $1 - q$ are randomly multiplex. Then the degree distribution of the interlaced network is given by $P_{\text{partial}}(k) = qP_{\text{maximal}}(k) + (1 - q)P_{\text{uncorr}}(k)$, where *maximal* is either *MP* or *MN*. Following similar steps as in the previous section we obtain the critical link density as a function of q as

$$z_c = (1 - q)/2 \quad (15a)$$

for positively correlated case and

$$z_c = \begin{cases} 1/(2 - q) & (q < 2 - 1/\ln 2), \\ z_1(q) & (q > 2 - 1/\ln 2) \end{cases} \quad (15b)$$

for negatively correlated case, where $z_1(q)$ is the solution of $(2 - q)z_1^2 - z_1 - 2qe^{-z_1} + q = 0$. In figure 5, we show the plot of z_c as a function of q given by (15). This result shows that the effect of correlated multiplexity is not only present for maximally correlated cases but for general q .

6. Duplex ER networks with general link densities

In the previous sections we focused on the cases with $z_1 = z_2$. In this section we consider general duplex ER networks with $z_1 \neq z_2$. We performed numerical

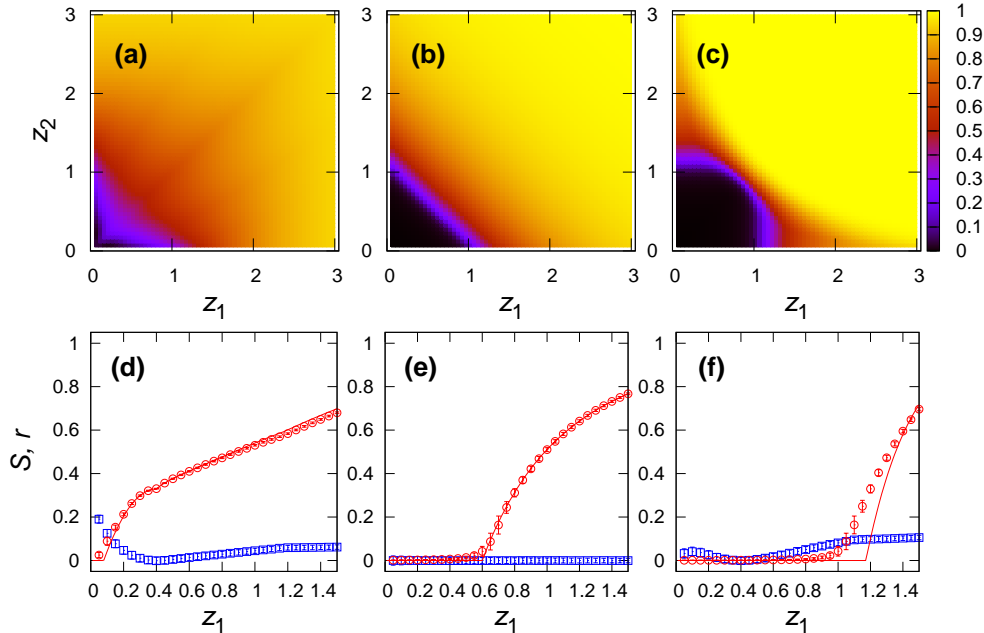


Figure 6. Numerical simulation results of the size of giant component of duplex ER networks with (a) MP, (b) uncorrelated, and (c) MN cases. In (d-f), the giant component size S (red) is plotted for $z_2 = 0.4$, along with the assortativity coefficient r (blue) for the MP (d), uncorrelated (e), and MN (f) cases. Mean-field-like calculation results (lines) deviates from the numerical simulation results (o) when assortativity coefficient (\square) becomes nonzero, that is, the network display degree-degree correlation. Errorbars denote standard deviations from 10^4 independent runs.

simulations with $N = 10^4$ for MP, uncorrelated, and MN correlated multiplex cases with z_1 and z_2 in the range from 0 to 3. In figure 6, the giant component size S for general z_1 and z_2 are shown. Similarly to the $z_1 = z_2$ cases, the giant component emerges at lower link densities for the MP case but grows more slowly than the uncorrelated case, whereas it emerges at higher link densities for the MN case but grows more abruptly and connects all the nodes in the network at finite link density. Therefore the effect of correlated multiplexity is qualitatively the same and generic.

It is worthwhile to note, however, that although the mean-field-like approximation for $P(k)$ introduced in section 3, which was very effective for equal link densities, still yields a qualitatively correct picture, it fails in quantitative agreement with numerical simulation results for general $z_1 \neq z_2$. To understand the origin of this discrepancy, we consider network correlations. Assortativity coefficient r [28] defined as the Pearson correlation coefficient between the (total) degrees of nodes connected by a link in the network measures the degree-degree correlations in the network at the two-node level. Nonzero assortativity is known to alter the connectivity properties of networks [28]. To see the role of degree-degree correlations induced by correlated multiplexity, in figure 6(d-f) we plot the giant component size obtained from numerical simulations and mean-field calculations, together with the assortativity coefficient as a function z_1

with $z_2 = 0.4$ fixed. With uncorrelated multiplexity, the degree-degree correlation is absent, $r = 0$, and the numerical simulation and mean-field calculation agree perfectly [figure 6(e)]. For MP and MN cases, however, the assortativity of multiplex network is generically nonzero (positive), that is the multiplex network becomes correlated, which is responsible for the deviations between the numerical simulation and mean-field calculation results. This discrepancy vanishes at $z_1 = z_2$, at which the assortativity also vanishes [figures 6(d,f)]. Note that there was no degree-degree correlations at the individual network layer level. Therefore this result shows that generically correlated multiplexity not only modulate $P(k)$ but also introduce higher-order correlations in the multiplex network structure. Meanwhile, it is worthwhile to note that such a multiplexity-induced degree correlation has similar origin as the correlation in colored-edge networks recently studied in a different context of network clustering [29].

7. Conclusion

In conclusion, we have studied the effect of correlated multiplexity on the structural properties of multiplex network system, a better representation of most real-world complex systems than the single, or simplex, network. We have demonstrated that the correlated multiplexity can dramatically change the giant component properties. With positively correlated multiplexity, the giant component emerges at a much lower critical link density, which even approaches to zero for MP case, than for uncorrelated multiplex cases. Once formed, however, the giant component grows much more gradually. With negatively correlated multiplexity, the giant component emerges at a much higher critical density than for uncorrelated multiplex cases, but once formed it grows more abruptly and can establish the full connectivity to connect the entire network into a single component at a finite link density. These results show that a multiplex complex system can exhibit structural properties that cannot be represented by its individual network layer's properties alone, the impact of which on network dynamics is to be explored in future study.

Acknowledgments

We are grateful to J. P. Gleeson for useful comments and informing us of Ref. [29]. This work was supported by Mid-career Researcher Program (No. 2009-0080801) and Basic Science Research Program (No. 2011-0014191) through NRF grants funded by the MEST. K-ML is also supported by Global PhD Fellowship Program (No. 2011-0007174) through NRF, MEST.

References

- [1] Watts D J and Strogatz S H 1998 *Nature* **393** 440
- [2] Barabási A-L and Albert R 1999 *Science* **286** 509
- [3] Caldarelli G 2007 *Scale-free networks* (Oxford University Press, Oxford)
- [4] Newman M E J 2010 *Networks* (Oxford University Press, Oxford)
- [5] Havlin S and Cohen R 2010 *Complex networks* (Cambridge University Press, Cambridge).
- [6] Wasserman S and Faust K 1994 *Social network analysis* (Cambridge University Press, Cambridge).
- [7] Brummitt C D, Lee K-M, Goh K-I 2011 arXiv:1112.0093.
- [8] Lee K-M, Yang J-S, Kim G, Lee J, Goh K-I and Kim I-M 2011 *PLoS ONE* **6** e18443
- [9] Soderberg B 2003 *Phys Rev E* **68** 015102
- [10] Kim D-H, Kahng B and Kim D 2004 *Eur Phys J B* **38** 305

- [11] Kurant M and Thiran P 2006 *Phys Rev Lett* **96** 138701
- [12] Leicht E A and D'Souza R M 2009 arXiv:0907.0894
- [13] Buldyrev S V, Parshani R, Paul G, Stanley H E and Havlin S 2010 *Nature* **464** 1025
- [14] Parshani R, Buldyrev S V and Havlin S 2011 *Proc Natl Acad Sci USA* **108** 1007
- [15] Brummitt C D, D'Souza R M and Leicht E A 2011 arXiv:1106.4499
- [16] Szell M, Lambiotte R and Thurner S 2010 *Proc Natl Acad Sci USA* **107** 13636
- [17] Barigozzi M, Fagiolo G and Garlaschelli D 2010 *Phys Rev E* **81** 046104
- [18] Parshani R, Rozenblat C, Ietri D, Ducruet C and Havlin S 2010 *EPL* **92** 68002
- [19] Xu X-L, Qu Y-Q, Guan S, Jiang Y-M and He D-R 2011 *EPL* **93** 68002
- [20] Buldyrev S V, Shere N and Cwlich G A 2011 *Phys Rev E* **83** 016112
- [21] Nakata T 2008 *Stat Prob Lett* **78** 1929
- [22] Newman M E J, Strogatz S H and Watts D J 2001 *Phys Rev E* **64** 026118
- [23] Son S-W, Bizhani G, Christensen C, Grassberger P, Paczuski M 2012 *EPL* **97** 16006
- [24] Molloy M and Reed B 1995 *Random Struct Algorithms* **6** 161
- [25] Cohen R, Erez K, ben-Avraham D and Havlin S 2000 *Phys Rev Lett* **85** 4626
- [26] Erdős P and Rényi A 1960 *Publ Math Inst Hung Acad Sci* **5** 17
- [27] Goh K-I, Kahng B and Kim D 2001 *Phys Rev Lett* **87** 278701
- [28] Newman M E J 2002 *Phys Rev Lett* **89** 208701
- [29] Gleeson J P, Melnik S and Hackett A 2010 *Phys Rev E* **81** 066114