

Teaching Differentials in Thermodynamics using Spatial Visualization

Journal of Chemical Education

Chih-Yueh Wang^{*,1,2}, and Jin-Han Hou²

*Department of Physics, Chung-Yuan Christian University, Chungli, Taoyuan, 32023,
Taiwan¹*

*Department of Applied Physics and Chemistry, Taipei Municipal University of Education,
Taipei, 10048, Taiwan²*

* cywang@phys.cycu.edu.tw ; cw5b@msn.com

Abstract

The greatest difficulty that is encountered by students in Thermodynamics classes is to find relationships between variables and solve a total differential equation that relates one thermodynamic state variable to two mutually-independent state variables. Rules of differentiation, including the total differential and the cyclic rule, are fundamental to solving thermodynamics problems. However, many students do not understand such basic mathematics principles, because ordinary calculus and thermodynamics textbooks do not provide specific geometric explanations for the differential rules. Spatial visualization allows students to develop a new line of reasoning. In this investigation, the total differential rule and the cyclic rule are interpreted geometrically.

Keywords

Upper-Division Undergraduate < Audience; Chemical Education Research < Domain;

Computer-Based Learning < Pedagogy; Mathematics / Symbolic Mathematics < Topics;
Thermodynamics < Topics

The greatest difficulty that is encountered by students in Thermodynamics classes is to find relationships between variables and solve total differential equations, such as $dv = \left(\frac{\partial v}{\partial T}\right)_P dT + \left(\frac{\partial v}{\partial P}\right)_T dP$, which relates one thermodynamic state variable to two mutually independent state variables. The rules of differentiation, including the total differential and the cyclic rule (also known as the cyclic relation, triple product rule, cyclic chain rule, or Euler's chain rule), are fundamental to solving thermodynamics problems. However, many students do not understand these basic mathematical principles, because ordinary calculus and thermodynamics textbooks do not provide specific geometric explanations of the differential rules, and so the underlying geometric meaning is unclear to students.

Consider that x , y , and z are implicitly related by a function $f(x,y,z)=0$, such that each variable depends explicitly on the other two variables, e.g., $z=z(x,y)$. The total differential of z is the linear part of the increment of the function between two nearby points $(x+h,y+k)$ and (x,y) , i.e.,

$$dz=(x+h,y+k)-z(x,y) \quad (1)$$

which can be related to the changes in x and y and their gradients,

$$dz(x,y) = \left(\frac{\partial z}{\partial x}\right)_y dx + \left(\frac{\partial z}{\partial y}\right)_x dy. \quad (2)$$

The cyclic rule relates the partial derivatives of the three interdependent variables in the formula,

$$\left(\frac{\partial x}{\partial y}\right)_z \cdot \left(\frac{\partial y}{\partial z}\right)_x \cdot \left(\frac{\partial z}{\partial x}\right)_y = -1. \quad (3)$$

Usefulness of the cyclic rule becomes apparent in the calculation of the derivative $\left(\frac{\partial v}{\partial T}\right)_P$ for a van der Waals gas $(P + a/v^2)(v - b) = RT$: since solving for v (specific volume) as a function of P and T requires solving a cubic equation in v , and solving for P in terms of v and T is relatively easy, the appropriate derivatives can be taken and $\left(\frac{\partial v}{\partial T}\right)_P = -\left(\frac{\partial P}{\partial T}\right)_v / \left(\frac{\partial P}{\partial v}\right)_T$ can be calculated (Supporting Information).

Interpretation of the cyclic rule requires the concept of the total differential. For most students, picturing the total differential $dz(x,y)$ against variables x and y in multi-dimensions is not straightforward. The cyclic rule is even more puzzling; doubts prevail regarding why the triple product produces a value of negative unity. Knowing the meaning of a partial derivative and that a term like $\left(\frac{\partial x}{\partial y}\right)_z$ is not null because x , y , and z are interdependent variables of a given function, students have the major misconception that multiplying $\left(\frac{\partial z}{\partial x}\right)_y$ by $\left(\frac{\partial y}{\partial z}\right)_x$ gives $\left(\frac{\partial y}{\partial x}\right)_z$, and so, given the reciprocal relation $\left(\frac{\partial y}{\partial z}\right)_x = 1 / \left(\frac{\partial z}{\partial y}\right)_x$, the cyclic triple product should yield a positive value of +1. One such example in thermodynamics concerns the relationship of the ratio of the isobaric expansion coefficient $\beta \equiv \frac{1}{v} \left(\frac{\partial v}{\partial T}\right)_P$ to the isothermal compression coefficient $\kappa \equiv -\frac{1}{v} \left(\frac{\partial v}{\partial P}\right)_T$ where both numbers are positive: the erroneous $\left(\frac{\partial v}{\partial T}\right)_P / -\left(\frac{\partial v}{\partial P}\right)_T = -\left(\frac{\partial P}{\partial T}\right)_v$ leads to $\frac{\beta}{\kappa} = -\frac{dP}{dT}$ at constant volume (as in the solid or liquid phase), which wrongly implies that pressure drops as temperature rises; in fact, integration of the total differential equation $dv = \left(\frac{\partial v}{\partial T}\right)_P dT + \left(\frac{\partial v}{\partial P}\right)_T dP = \beta v dT - \kappa v dP = 0$ yields $\frac{\beta}{\kappa} = +\frac{\Delta P}{\Delta T}$. Without knowing why the differentials work,

students simply apply the rule algebraically to obtain a solution.

Studies have shown that many students in various countries cannot propose a geometric interpretation of a differential equation, and that proficiency in symbolic techniques may become an obstacle to qualitative learning ^{2, 3, 4}. Spatial visualization allows students to develop a new line of reasoning; thus, current teaching approaches emphasize the use of numerical methods and data visualization via computer software ^{5, 6}. In this investigation, the total differential rule and the cyclic rule, which we believe are commonly ignored in thermodynamics courses, are interpreted geometrically.

Spatial Visualization of the Total Differential

To visualize the total differential, the global distribution of $z(x,y)$ in x,y,z space is first depicted in Fig. 1. Fig. 2 plots a local hierarchical spatial structure of the surface function $z(x,y)$ to interpret both the total differential and the cyclic rule. In Fig.2 and Fig.3 a rectangular surface of z close to point $L(x,y,z)$ is examined in a new coordinate system, x',y',z' . (The symbol ' is omitted for simplicity.) The perimeter of the enclosed subsurface connects points L , $A(x+h,y,z_A)$, $B(x,y+k,z_B)$, and $C(x+h,y+k,z_C)$, where h and k are sufficiently small quantities, $z_A = z(x+h,y)$, etc., and the surface is tilted downward in the positive x and y directions.

Since the total differential Eq.(1) can be expressed as

$$dz = [z(x+h,y+k)-z(x+h,y)]+[z(x+h,y)-z(x,y)], \quad (4)$$

the difference in z between point L and point C is exactly the sum of the differences in z between point L and point A , and that between point A and C ; therefore, $dz_{LC} = dz_{LA} + dz_{AC}$. Similarly, since dz can be rearranged as

$$dz = [z(x+h,y+k)-z(x,y+k)]+[z(x,y+k)-z(x,y)], \quad (5)$$

$dz_{LC} = dz_{LB} + dz_{BC}$. Hence, the change in z (the total differential dz) between two very close points is independent of the exact path. In thermodynamics, such path independence

corresponds to a thermodynamic variable's being an state property, because changes in the thermodynamic state under quasi-static equilibrium depend only on the initial and final conditions, and not upon the details of the process. Fig. 3 illustrates the geometric interpretation of this result.

The practical advantage of having the total differential Eq. (2) as a convenient approximation to the increment of a function $z(x,y)$, $\Delta z = z(x+h, y+k) - z(x,y)$, is evident in measuring the error of a quantity that is dependent on two variables. (Supporting Information). Formulation of Eq.(2) can be justified using discretization of differential and the mean theorem⁷. A partial derivative of a function is the derivative of the function as only one variable is changed. In the forward difference approximation the discretization limit of the partial derivative of z with respect to x is

$$\left(\frac{\partial z}{\partial x}\right)_y = \lim_{h \rightarrow 0} \frac{z(x+h, y) - z(x, y)}{h}. \quad (6)$$

Applying such discretization limits and the ordinary mean theorem of calculus $f(b)-f(a)=f'(z)(b-a)$ enables Eq.(4) and Eq.(5) to be approximated as

$$dz = k \cdot \lim_{k \rightarrow 0} \frac{z(x+h, y+k) - z(x+h, y)}{k} + h \cdot \lim_{h \rightarrow 0} \frac{z(x+h, y) - z(x, y)}{h} = k \cdot \left(\frac{\partial z}{\partial y}\right)_{x+h} + h \cdot \left(\frac{\partial z}{\partial x}\right)_y$$

.

$$dz = h \cdot \lim_{h \rightarrow 0} \frac{z(x+h, y+k) - z(x, y+k)}{h} + k \cdot \lim_{k \rightarrow 0} \frac{z(x, y+k) - z(x, y)}{k} = h \cdot \left(\frac{\partial z}{\partial x}\right)_{y+k} + k \cdot \left(\frac{\partial z}{\partial y}\right)_x$$

.

Obviously, uncertainty arises and so the optimized expression of dz is

$$dz = h \cdot \frac{\partial z}{\partial x}(x + \theta_1 h, y + \theta_2 k) + k \cdot \frac{\partial z}{\partial y}(x + \theta_1 h, y + \theta_2 k), \quad (7)$$

where θ_1 and θ_2 are two numbers between 0 and 1. It follows that the discretization error is an arbitrarily small fraction of $\sqrt{h^2 + k^2}$, and if both of the derivatives have a

smaller absolute value than M , then $|dz| \leq M \times (h+k)$ ⁷.

Spatial Visualization of the Cyclic Rule

General interpretation

The cyclic rule can be derived algebraically by substituting the dx term in Eq.(2) with its total differential, $dx = \left(\frac{\partial x}{\partial y}\right)_z dy + \left(\frac{\partial x}{\partial z}\right)_y dz$, and then balancing the nonzero terms¹.

This proof requires the existence of the exact differential and partial derivatives of the functions, as well as the nonzero value of their partial derivatives and reciprocals.

We now consider the upper subsurface of the rectangle that remains after cutting by the horizontal plane at the height of point A (Fig. 4). The function is displayed in a new frame of reference that is translated from that of Fig. 3. The symbol $'$, denoting this new frame of reference is omitted for simplicity because $\frac{\partial y'}{\partial x'} = \frac{\partial y}{\partial x}$ and so on. Since the subsurface is enclosed by infinitesimal steps in space, the subsurface that is bounded by the xz , yz , and xy planes is a triangle and intercepts (crosses) the coordinate axes at points $L(0,0,c)$, $A(a,0,0)$, and $Q(0,b,0)$. Along LA and LQ , the gradient of z decreases as x and y , such that $\left(\frac{\partial z}{\partial x}\right)_y = -\frac{c}{a}$, and $\left(\frac{\partial z}{\partial y}\right)_x = -\frac{c}{b}$, while along AQ , the gradient of y decreases as x increases, and $\left(\frac{\partial y}{\partial x}\right)_z = -\frac{b}{a}$. All of the slopes are negative because the surface tilts downward in the positive x and y directions. Multiplying the slopes together yields $\left(\frac{\partial x}{\partial y}\right)_z \cdot \left(\frac{\partial y}{\partial z}\right)_x \cdot \left(\frac{\partial z}{\partial x}\right)_y = -1$, and the cyclic rule is verified.

Interpretation assuming $dz=0$

The cyclic rule can also be derived algebraically by setting $dz=0$. First, applying the discretization limits $dx=h$ and $dy=k$ transforms $dz = \left(\frac{\partial z}{\partial x}\right)_y dx + \left(\frac{\partial z}{\partial y}\right)_x dy = 0$ into

$$\left(\frac{\partial z}{\partial x}\right)_y h = -\left(\frac{\partial z}{\partial y}\right)_x k . \text{ Along } dz=0, \left.\frac{dy}{dx}\right|_{dz=0} = \frac{k}{h} . \text{ Also, differentiating the total}$$

$$\text{differential } dy = \left(\frac{\partial y}{\partial x}\right)_z dx + \left(\frac{\partial y}{\partial z}\right)_x dz \text{ with respect to } x \text{ yields } \left.\frac{dy}{dx}\right|_{dz=0} = \left(\frac{\partial y}{\partial x}\right)_z .$$

Combining these results yields

$$\frac{k}{h} = -\left(\frac{\partial z}{\partial x}\right)_y / \left(\frac{\partial z}{\partial y}\right)_x = +\left(\frac{dy}{dx}\right)_{dz=0} = \left(\frac{\partial y}{\partial x}\right)_z . \quad (8)$$

Rearranging Eq.(8) yields $\left(\frac{\partial z}{\partial x}\right)_y / \left(\frac{\partial z}{\partial y}\right)_x \cdot \left(\frac{\partial x}{\partial y}\right)_z = -\frac{k}{h} \cdot \frac{h}{k} = -1$, and the cyclic rule is validated.

The above proof depends on the possibility of constructing a $dz=0$ curve, which depends on the existence of a nearby point of equal height (function value) close to the point at which the evaluation is made. The proof can be visualized using three adjacent, non-coplanar points on the assumed function surface (Fig. 5) along two paths from point L(x,y,z) to point N($x+a,y+b,z$); these paths are a straight line that directly connects L to N (on the $dz=0$ plane), and a detour around a nearby lower point on the surface, I($x+a,y+b,z-c$). The detour comprises first a downward curve from point L to point I in the y plane, and then an upward one from point I to point N in the $x+a$ plane. As the three points mark infinitesimal steps in space, the two curves can be regarded as line segments, which, along with the straight path, delineate a triangle. Along the sides of the triangle, the

slopes are $\left(\frac{\partial y}{\partial x}\right)_z = \frac{b}{a} > 0$, $\left(\frac{\partial z}{\partial x}\right)_y = -\frac{c}{a} < 0$, and $\left(\frac{\partial z}{\partial y}\right)_x = \frac{c}{b} > 0$; therefore,

$$\left(\frac{\partial x}{\partial y}\right)_z \cdot \left(\frac{\partial y}{\partial z}\right)_x \cdot \left(\frac{\partial z}{\partial x}\right)_y = -1 .$$

The cyclic rule is manifested in the slopes on the P - V - T surface for a real gas, and

is applicable to a differentiable surface function in any translated or rotated coordinate system in which the function is well-behaved. Transformation of the coordinate system, as in this presentation, would not affect the validity of the rule. In a rotated coordinate system, the rule still holds if the function surface crosses more than one coordinate axis. Note that the signs of the gradients depend on where the differentials are evaluated. In any case (as in the second proof of the cyclic rule), although two of the sides of the triangle have the same positive or negative gradient, the other side must have a negative gradient to close the triangle, and so the 'unexpected' negative sign arises.

Acknowledgement

We thank the three anonymous referees and the editor Arthur Halpern for abundantly valuable comments on the manuscript. We appreciate that one referee notes that the cyclic relation can be observed in the P - V - T diagram, and another referee points out that the total differential is often used for measuring errors.

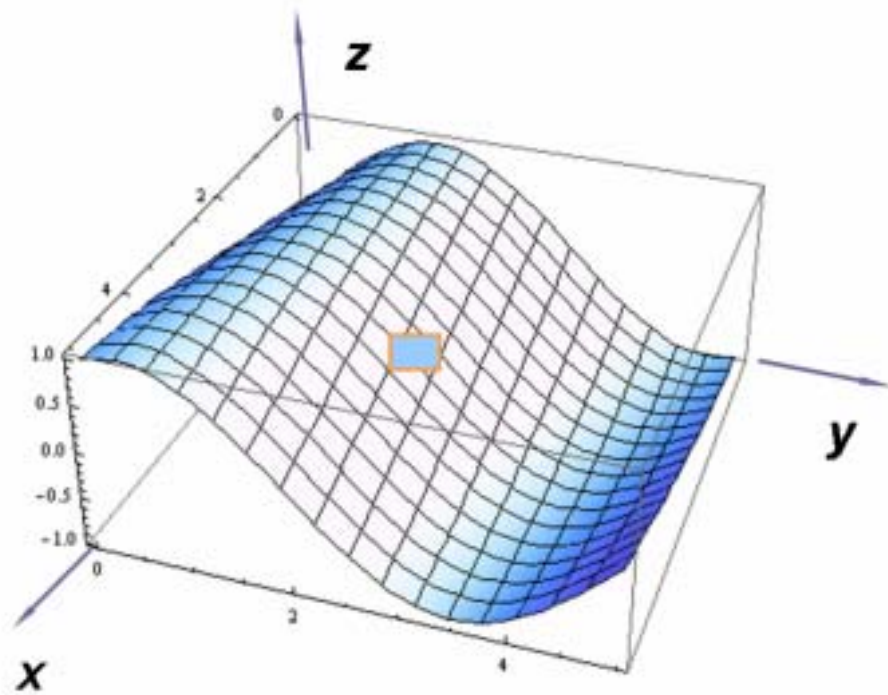


Fig. 1: Panoramic view of the surface function $z(x,y)$ plotted against x and y . The local surface tilts down in the positive x and y directions.

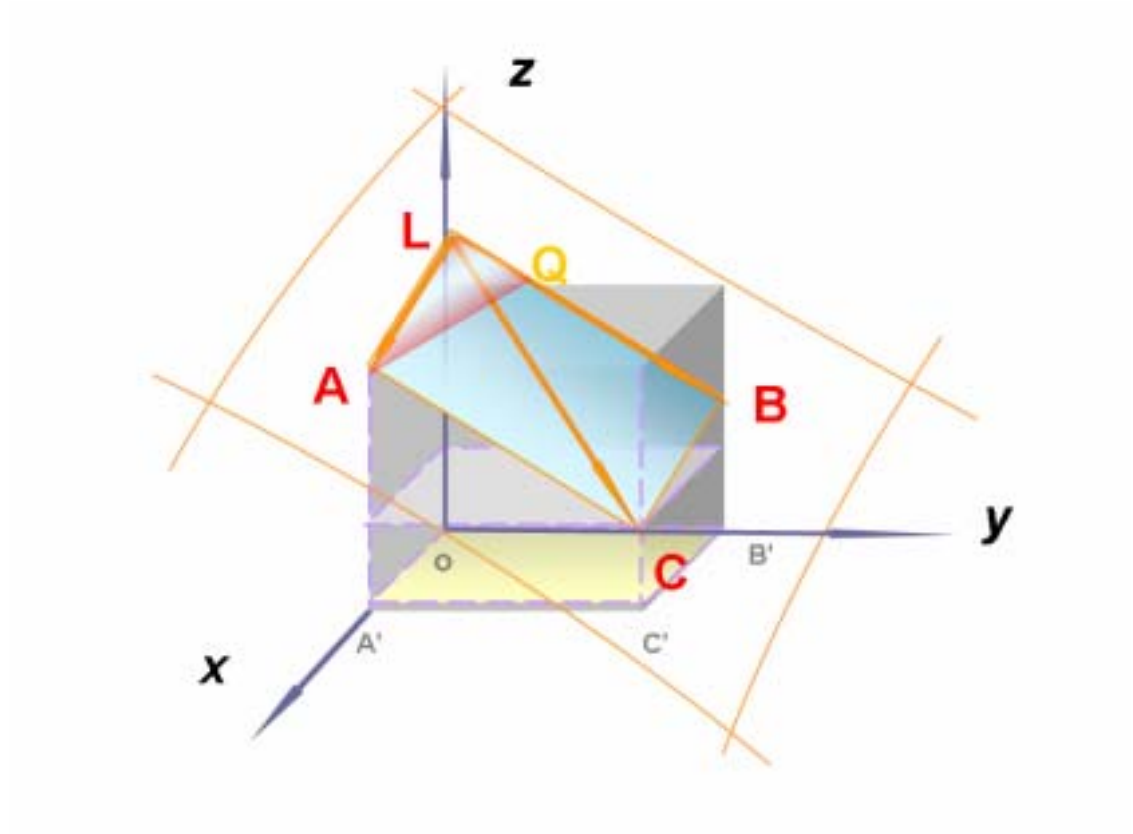


Fig. 2: Spatial visualization of a local hierarchical geometrical structure of the surface function $z(x,y)$ near point L in a transformed coordinate system x, y, z . A rectangle (the total differential) and a triangular subsurface (the cyclic rule) are shown.

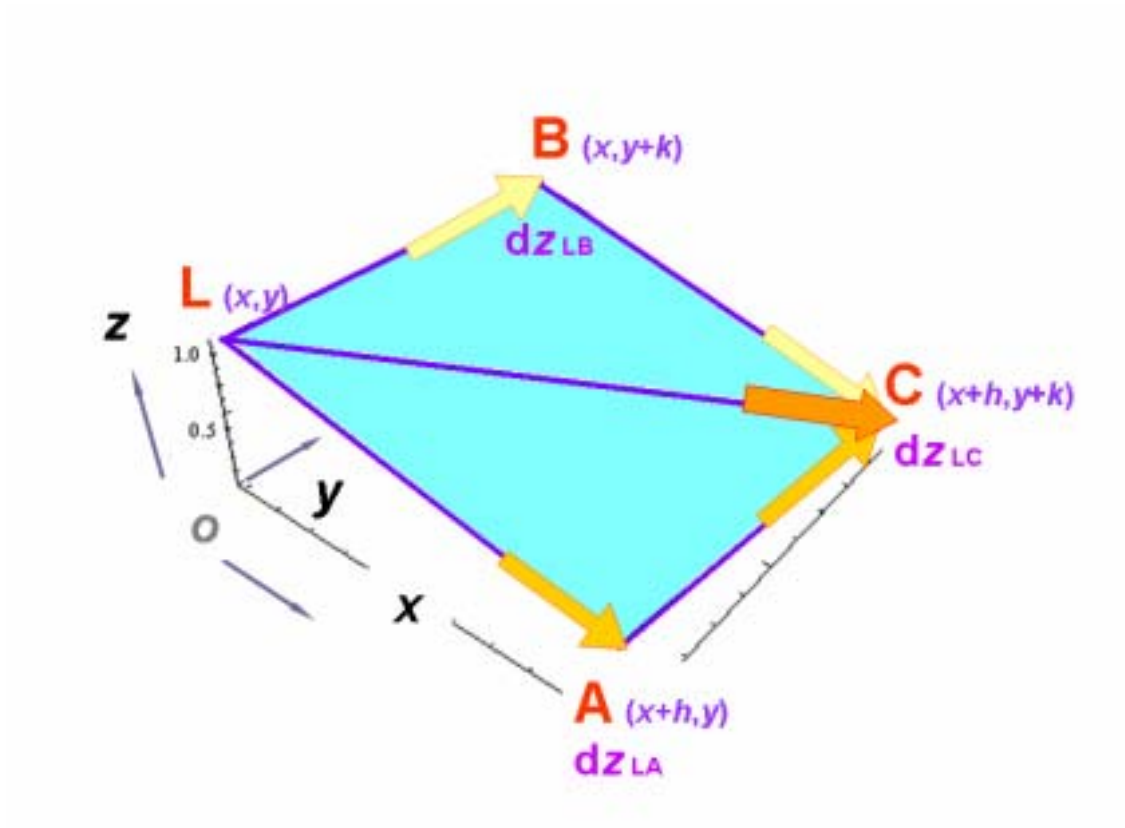


Fig. 3: Spatial visualization of the rule of total differential. A rectangular area near point L on the surface of $z(x,y)$ is shown to illustrate that the increment of the function between two nearby points (L and C) is independent of the exact path.

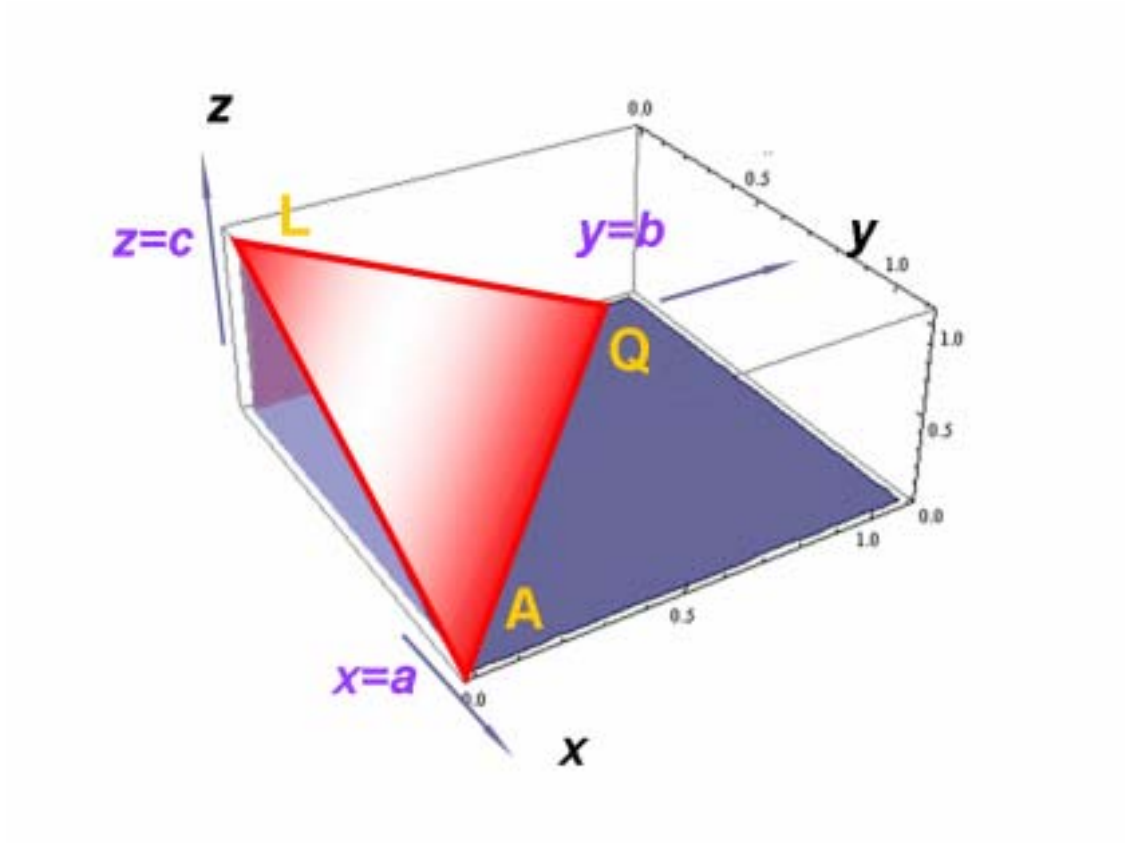


Fig. 4: Spatial visualization of the general proof of the cyclic rule. The upper subsurface of the rectangle that remains after cutting by the horizontal plane at the height of point A is a triangle. Along the sides of the triangle, the slopes are $\left(\frac{\partial z}{\partial x}\right)_y = -\frac{c}{a}$,

$$\left(\frac{\partial z}{\partial y}\right)_x = -\frac{c}{b}, \text{ and } \left(\frac{\partial y}{\partial x}\right)_z = -\frac{b}{a}.$$

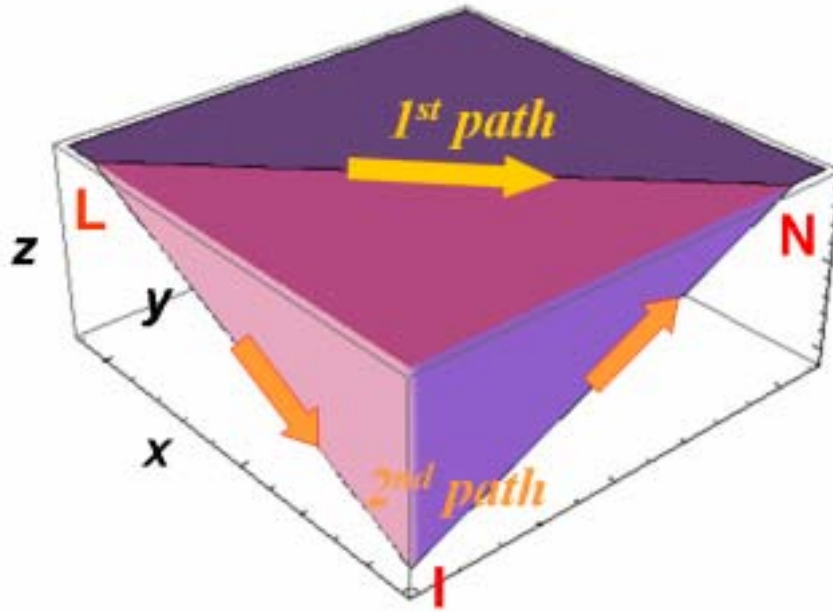


Fig. 5: Spatial visualization of the second proof of the cyclic rule using $dz=0$.

Three adjacent, non-coplanar points on the assumed function surface along two paths from point $L(x,y,z)$ to point $N(x+a,y+b,z)$ are used for visualizing a triangle. The 1st path directly connects L to N (on the $dz=0$ plane), yielding a slope of $\left(\frac{\partial y}{\partial x}\right)_z = \frac{b}{a} > 0$.

The 2nd path detours around I, and the slopes are $\left(\frac{\partial z}{\partial x}\right)_y = -\frac{c}{a} < 0$, and $\left(\frac{\partial z}{\partial y}\right)_x = \frac{c}{b} > 0$.

References

1. Carter, A. H. *Classical and Statistical Thermodynamics*, Pearson/Prentice-Hall, Upper Saddle River, New Jersey, **2009**, ISBN 0135032599.
2. Blanchard, P., *Differential Equations With a Dynamical Systems Viewpoint*. College

Mathematics Journal, **1994**, 25, 385-393.

3. Rasmussen, C. & Whitehead, K., *Learning and Teaching Ordinary Differential Equations*, Research Sampler, Mathematical Association of America, **2003**, http://uww.maa.org/t_and_l/sampler/rs_7.html (accessed Mar 2012).

4. Kwon, O. H., *Conceptualizing the Realistic Mathematics Education Approach in the Teaching and Learning of Ordinary Differential Equations*, Proceedings of the International Conference on the Teaching of Mathematics (at the Undergraduate Level) 2nd, Hersonissos, Crete, Greece, **2002**.

5. Carneiro, F., Leão, C. P., & Teixeira S. F. C. F., *Teaching differential equations in different environments: A first approach*, Computer Applications in Engineering Education, **2010**, 18, 555-562.

6. Maat, S. M. & Zakaria, E., *Exploring Students' Understanding of Ordinary differential equations Using Computer Algebraic System (CAS)*, The Turkish Online Journal of Educational Technology, **2011**, 10, 123-128.

7. Radok, J. R. M. (Rainer), *The Total Differential of a Function and Its Geometrical Meaning*, <http://kr.cs.ait.ac.th/~radok/math/mat9/02.htm> (accessed Mar 2012).

Supporting Information

The cyclic rule for a van der Waals gas

For the van der Waals equation of state $(P+a/v^2)(v-b)=RT$, the derivative $\left(\frac{\partial v}{\partial T}\right)_P$ is difficult to obtain directly because T (and P) is a cubic equation in v ;

$$Pv^3-(bP+RT)v^2+av+ab=0 \quad \text{Eq.(S.1)}$$

The alternate method to calculate $\left(\frac{\partial v}{\partial T}\right)_P$ is to use the cyclic rule. Rearranging the van der Waals equation as $P=RT/(v-b)-a/v^2$ and differentiating P with respect to T and v yield $\left(\frac{\partial P}{\partial T}\right)_v = \frac{R}{v-b}$ and $\left(\frac{\partial P}{\partial v}\right)_T = -\frac{RT}{(v-b)^2} + \frac{2a}{v^3}$. Thus,

$$\begin{aligned}\left(\frac{\partial v}{\partial T}\right)_P &= -\left(\frac{\partial P}{\partial T}\right)_v / \left(\frac{\partial P}{\partial v}\right)_T = -\frac{R}{v-b} / \left[-\frac{RT}{(v-b)^2} + \frac{2a}{v^3}\right] \\ &= \frac{R(v-b)v^3}{[RTv^3 - 2a(v-b)^2]} = R / \left[\frac{RT}{v-b} - \frac{2a(v-b)}{v^3}\right]\end{aligned}\quad \text{Eq.(S.2)}$$

In the 'direct' approach, because the temperature function $T=T(v,P)$ of the van der Waals gas ($RT= Pv+av^{-1}-abv^{-2}-bP$) has a much simpler form than the volume function $v=v(T,P)$, we solve for $\left(\frac{\partial v}{\partial T}\right)_P$ using the reciprocal of $\left(\frac{\partial T}{\partial v}\right)_P$:

$$\left(\frac{\partial v}{\partial T}\right)_P = 1 / \left(\frac{\partial T}{\partial v}\right)_P = R / \left[P - \frac{a}{v^2} + \frac{2ab}{v^3}\right]. \quad \text{Eq.(S.3)}$$

Replacing P by $RT/(v-b)^2 - a/v^2$ in Eq.(S.3) yields the same result as Eq.(S.2).

Using the total differential to estimate the error

The practical benefit of having the total differential Eq.(2) as a convenient approximation to the increment of a function $z(x,y)$, $\Delta z=(x+h,y+k)-z(x,y)$, is evident in the Calculus of Errors. For example, to find the error in the measurement of the density z of a solid body using the Archimedes principle, since the density z of the body is given by the formula $z=x/(x-y)$, where x is the weight in air and y is the weight in water, the error in the density (dz) is related to the errors in x (dx) and y (dy). The total differential equation, Eq. (2), approximately describes this error. Calculating the partial derivatives of z with respect to x and y and substituting them into Eq.(2) yields $dz=(-ydx+xdy)/(x-y)^2$. If the weights in air and in water and their errors are all known, then the error in the density can be obtained using the above formula.