

Teaching Differentials in Thermodynamics using Spatial Visualization

Version 2, submitted to Journal of Chemical Education for Content from or for the classroom: Teaching tips

Chih-Yueh Wang^{*,†,¶} and Jin-Han Hou[‡]

Department of Physics, Chung-Yuan Christian University, Chungli, Taiwan, and Department of Applied Physics and Chemistry, Taipei Municipal University of Education, Taipei, Taiwan

E-mail: cywang@phys.cycu.edu.tw;cw5b@msn.com

The greatest difficulty that is encountered by students in Thermodynamics classes is to find relationships between variables and solve a total differential equation, e.g., $dv = \frac{\partial v}{\partial T}|_P dT + \frac{\partial v}{\partial P}|_T dP$, that relates one thermodynamic state variable to two mutually-independent state variables. Rules of differentiation, including the total differential and the cyclic rule (also known as the cyclic relation, triple product rule, cyclic chain rule, or Euler's chain rule), are fundamental to solving thermodynamics problems. However, many students do not well understand such basic mathematical principles, because ordinary calculus and thermodynamics textbooks do not provide specific geometric explanations for the differential rules, and so the underlying geometric meaning is unclear to them.

Consider that x , y , and z are implicitly related by a function $f(x, y, z) = 0$ such that each variable depends explicitly on the other two variables, e.g., $z = z(x, y)$. The total differential of z is the linear

*To whom correspondence should be addressed

†CYCU

‡TMUE

¶Department of Applied Physics and Chemistry, Taipei Municipal University of Education, Taipei, Taiwan

part of the increment of the function between two nearby points $(x + h, y + k)$ and (x, y) , i.e.,

$$dz = z(x + h, y + k) - z(x, y), \quad (1)$$

which can be related to the changes in x and y and their gradients,

$$dz(x, y) = \left. \frac{\partial z}{\partial x} \right|_y dx + \left. \frac{\partial z}{\partial y} \right|_x dy. \quad (2)$$

The cyclic rule relates the partial derivatives of the three interdependent variables in the formula,

$$\left. \frac{\partial x}{\partial y} \right|_z \cdot \left. \frac{\partial y}{\partial z} \right|_x \cdot \left. \frac{\partial z}{\partial x} \right|_y = -1. \quad (3)$$

Usefulness of the cyclic rule becomes apparent in the calculation of the derivative $\left. \frac{\partial v}{\partial T} \right|_P$ for a van der Waal gas $(P + a/v^2)(v - b) = RT$: since solving v (specific volum) as a function of P and T requires solving a cubic equation in v , and solving for P in terms of v and T is relatively easy, the appropriate derivatives can be taken and $\left. \frac{\partial v}{\partial T} \right|_P = -\left. \frac{\partial P}{\partial T} \right|_v / \left. \frac{\partial P}{\partial v} \right|_T$ can be calculated.

Interpretation of the cyclic rule requires the concept of total differential. For the majority of students, picturing the total differential $dz(x, y)$ of function $z(x, y)$ against variables x and y in multi-dimensions is not straightforward. The cyclic rule is even more puzzling; doubts prevail regarding why the triple product produces a negative value of -1. One misconception is that multiplying $\left. \frac{\partial z}{\partial x} \right|_y$ by $\left. \frac{\partial y}{\partial z} \right|_x$ gives $\left. \frac{\partial y}{\partial z} \right|_x$, and so given the reciprocal relation $\left. \frac{\partial y}{\partial z} \right|_x = 1 / \left(\left. \frac{\partial z}{\partial y} \right|_x \right)$, the cyclic triple product should yield a positive value of +1. Another common mistake pertaining to differential is equating the ratio of the isobaric expansion coefficient $\beta \equiv \frac{1}{v} \left(\frac{\partial v}{\partial T} \right)_P$ to the isothermal compression coefficient $\kappa \equiv -\frac{1}{v} \left(\frac{\partial v}{\partial P} \right)_T$ (both numbers are considered positive) with $-\frac{dP}{dT}$ at constant volume (as in the solid or liquid phase), while in fact integration of the total differential equation $dv = \beta v dT - \kappa v dP = 0$ yields $\beta / \kappa = +\Delta P / \Delta T$ (¹). Without knowing why the differentials work, students simply apply the rule algebraically to obtain a solution.

Studies have shown that many students in several countries are unable to propose a geometric

interpretation for a differential equation, to whom proficient symbolic techniques may become an obstacle to learning in a qualitative approach. ^(2, 3). Spatial visualization allows an emergence of new reasoning for students. In this investigation, the total differential rule and the cyclic rule are interpreted geometrically.

Spatial Visualization of the Total Differential

First, Fig. 1 presents function $z(x, y)$ in $x - y - z$ space . In Fig. 2, a rectangular subsurface of z close to point $P(x, y, z)$ is depicted in a new coordinate system, $x' - y' - z'$. The enclosed subsurface is tilted in the positive x and y directions. Its perimeter connects points $P, A(x+h, y, z_A), B(x, y+k, z_B)$ and $C(x+h, y+k, z_C)$, where h and k are sufficiently small quantities. Since the total differential can be expressed as

$$dz = [z(x+h, y+k) - z(x+h, y)] + [z(x+h, y) - z(x, y)], \quad (4)$$

the difference in z between point P and point C is exactly the sum of the differences in z between point P and point A , and that between point A and C ; therefore, $dz_{PC} = dz_{PA} + dz_{AC}$. Similarly, since dz can be rearranged as

$$dz = [z(x+h, y+k) - z(x, y+k)] + [z(x, y+k) - z(x, y)], \quad (5)$$

$dz_{PC} = dz_{PB} + dz_{BC}$. Hence, the change in z (the total differential dz) between two very close points is independent of the exact path. In thermodynamics, path independence corresponds to a thermodynamic variable's being an equilibrium state property, since changes in the thermodynamic state under quasi-static equilibrium depend only on the initial and final conditions, and not upon the details of the process. Figure 2 illustrates the geometric interpretation of this result .

The formulation of the total differential in Eq. (2) can be recognized using the discretization limits of partial derivatives. A partial derivative of a function is the derivative of the function as

only one variable is changed. For example, in the forward difference approximation, the partial derivative of z with respect to x is the limit

$$\frac{\partial z}{\partial x}|_y = \lim_{h \rightarrow 0} \frac{z(x+h, y) - z(x, y)}{h}. \quad (6)$$

Applying such discretization limits of partial derivatives and the ordinary mean theorem of calculus⁽⁴⁾ enables Eq. (4) to be approximated as

$$dz = h \frac{\partial z}{\partial x}(x + \theta_1 h, y) + k \frac{\partial z}{\partial y}(x, y + \theta_2 k), \quad (7)$$

where θ_1 and θ_2 are two numbers in $[0,1]$. Accordingly, an error is generated in Eq. (7) that is an arbitrarily small fraction of $\sqrt{h^2 + k^2}$, and if both of the derivatives have a smaller absolute value than M , then $|dz| \leq M \cdot (h + k)$.

Spatial Visualization of the Cyclic Rule

The cyclic rule can be derived algebraically by substituting the dx term in Eq. (2) with its total differential, $dx = \frac{\partial x}{\partial y} dy + \frac{\partial x}{\partial z} dz$, and then balancing the nonzero terms⁽¹⁾. The second proof involves imagining moving in space along a curve with $dz = 0$. Since $dz = 0$ means that $z(x+h, y) - z(x, y) = -[z(x+h, y+k) - z(x+h, y)]$, such that the increment (which may be negative, for example,) in the first segment of the path is offset by the increment (which may be positive, for example,) in the latter segment of the path, applying the discretization limits of partial derivatives transforms this equation into $\frac{\partial z}{\partial x}|_y h = -\frac{\partial z}{\partial y}|_x k$. Along $dz = 0$, differentiating the total differential of $y(x, z)$ with respect of x yields $+\frac{dy}{dx}|_z = \frac{\partial y}{\partial x}|_z$. Also, $\frac{k}{h}|_{dz=0} = \frac{dy}{dx}|_z$. Combining these results gives

$$\frac{k}{h}|_{dz=0} = -\frac{\partial z}{\partial x}|_y / \frac{\partial z}{\partial y}|_x = +\frac{dy}{dx}|_z = \frac{\partial y}{\partial x}|_z. \quad (8)$$

Rearranging Eq. (8) yields $\frac{\partial z}{\partial x}|_y / \frac{\partial z}{\partial y}|_x \cdot \frac{\partial x}{\partial y}|_z = -\frac{k}{h} \cdot \frac{h}{k} = -1$, and the cyclic rule is validated.

Although the above proof depends on assumptions regarding the possibility of constructing a $dz = 0$ curve in the neighborhood of the evaluated point, as well as the existence of the exact differential dz , the existence of partial derivatives, and the nonzero value of partial derivatives and their reciprocals, a geometric interpretation does not require the existence of a nearby point with an equal function value. Figure 3 displays the upper subsurface of the rectangle in Fig. 2 above point A. The enclosed subsurface intercepts (crosses) the axes of another new, translated coordinate system and forms a triangle. Since the intercepts reside at the three points $(x = a, y = 0, z = 0)$, $(0, b, 0)$, and $(0, 0, c)$, the slopes on each side of the triangle are respectively given by $\frac{\partial z}{\partial x} = -\frac{c}{a}$, $\frac{\partial z}{\partial y} = -\frac{c}{b}$, and $\frac{\partial y}{\partial x} = \frac{b}{a}$ (where the symbol ' denoting this new coordinate system is omitted for simplicity because $\frac{\partial y'}{\partial x'} = \frac{\partial y}{\partial x}$). As a result of the intercepts, the cyclic triple product yields a value of -1.

Note that the cyclic rule applies to a differentiable surface function in any translated or rotated coordinate system in which the function is well-behaved; translations of the coordinate system, as in this presentation, would not affect the validity of the rule. Furthermore, the setting of $dz = 0$ in the second proof can be justified by visualizing the assumed function $z(x, y)$ in space, as in the third proof invoking a triangle, which comprises the path that directly connects the point at which differentiations are evaluated to a nearby point of the same height ($dz = 0$), and another path that consist of a downward trail parallel to the $y = 0$ plane where z has a negative gradient in x (i.e., $\frac{\partial z}{\partial x}$) and a upward trail parallel to the $x = 0$ plane where z has a positive gradient in y . (The two trails join at a point below the $dz = 0$ plane. See Fig. 3(b) upside down.) Although two of the sides of the triangle can have the same positive or negative gradient, the other side must have a negative gradient to close the triangle; thus, the 'unexpected' negative sign arises.

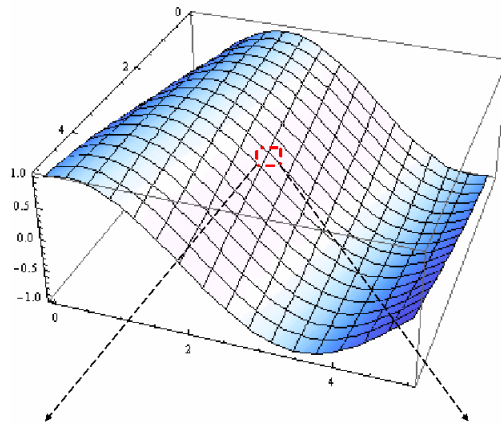


Figure 1: Surface function $z(x,y)$ plotted against x and y .

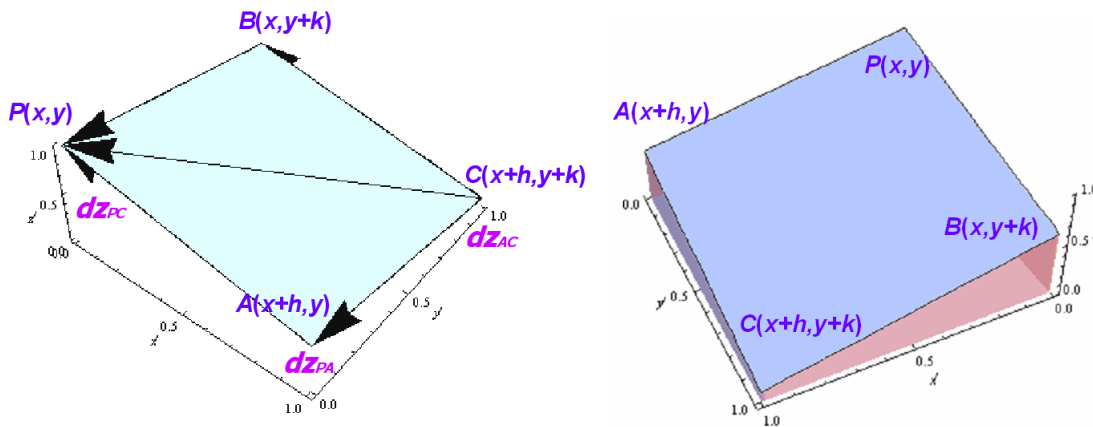


Figure 2: A rectangular subarea near point $P(x,y)$ on the surface of $z(x,y)$. (a) A topside view. (b) Afront view.

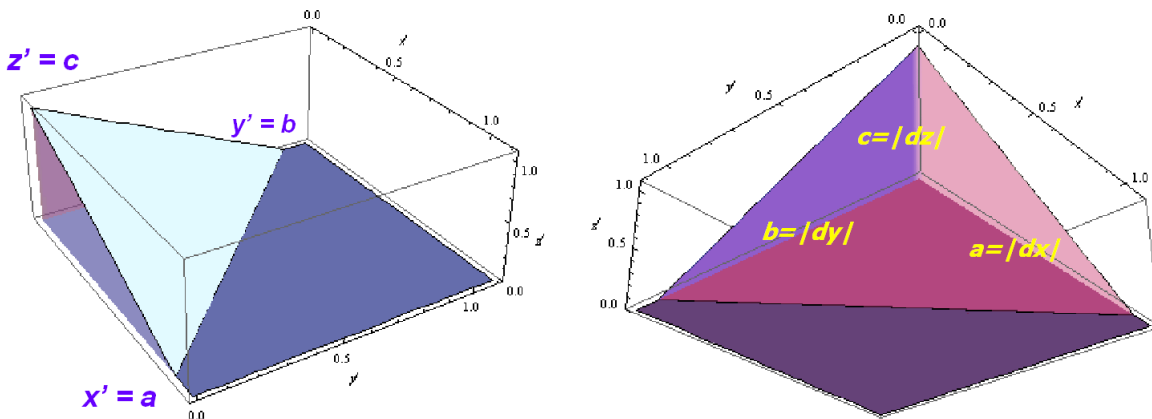


Figure 3: A subtriangular surface intercepted by the axes above the height of point A . (a) A topside view. (b) A bottom view.

Literature Cited

References

- (1) Carter, A. H. *Classical and Statistical Thermodynamics*, Pearson/Prentice Hall, 2009, ISBN 0135032599
- (2) Blanchard, P., *Differential Equations With a Dynamical Systems Viewpoint*. College Mathematics Journal, Volume 25, no. 5, November, 1994, pp. 385-395
- (3) Rasmussen, C. & Whitehead, K., *Learning and Teaching Ordinary Differential Equations*, Research Sampler, Mathematical Association of America, January, 2003,
http://uww.maa.org/t_and_l/sampler/rs_7.html
- (4) Radok, J. R. M. (Rainer), *The Total Differential of a Function and Its Geometrical Meaning*,
<http://kr.cs.ait.ac.th/~radok/math/mat9/02.htm>
(http://thewaythetruthandthelife.net/index/2_background/2-1_cosmological/2-1-10_math-physics.htm)

Supporting Information Available

A Mathematica plotting routine is provided.

This material is available free of charge via the Internet at <http://pubs.acs.org/>.