

# Teaching Differentials in Thermodynamics using Spatial Visualization

submitted to Journal of Chemical Education for Content from or for the classroom: Teaching tips

Chih-Yueh Wang<sup>\*,†,¶</sup> and Jin-Han Hou<sup>‡</sup>

*Department of Physics, Chung-Yuan Christian University, Chungli, Taiwan, and Department of Applied Physics and Chemistry, Taipei Municipal University of Education, Taipei, Taiwan*

E-mail: cywang@phys.cycu.edu.tw; cw5b@msn.com

The greatest difficulty that is encountered by students in Thermodynamics classes is to find relationships between variables and solve a total differential equation, e.g.,  $dv = \left. \frac{\partial v}{\partial T} \right|_P dT + \left. \frac{\partial v}{\partial P} \right|_T dP$ , that relates one thermodynamic state variable to two mutually-independent state variables. Rules of differentiation, including the total differential and the cyclic rule (also known as the cyclic relation, triple product rule, cyclic chain rule, or Euler's chain rule), are fundamental to solving thermodynamics problems. However, many students do not well understand such basic mathematics principles, because ordinary calculus and thermodynamics textbooks do not provide specific geometric explanations for the differential rules, and so the underlying geometric meaning is unclear to them.

Consider that  $x$ ,  $y$ , and  $z$  are implicitly related by a function  $f(x, y, z) = 0$ , such that each variable depends explicitly on the other two variables. The total differential of  $z(x, y)$  is the linear part of

---

<sup>\*</sup>To whom correspondence should be addressed

<sup>†</sup>CYCU

<sup>‡</sup>TMUE

<sup>¶</sup>Department of Applied Physics and Chemistry, Taipei Municipal University of Education, Taipei, Taiwan

the increment of a differential function,

$$dz = z(x+h, y+k) - z(x, y), \quad (1)$$

which can be related to the changes in  $x$  and  $y$  and their gradients,

$$dz(x, y) = \frac{\partial z}{\partial x}|_y dx + \frac{\partial z}{\partial y}|_x dy. \quad (2)$$

The cyclic rule relates the partial derivatives of three interdependent variables in the formula,

$$\frac{\partial x}{\partial y}|_z \cdot \frac{\partial y}{\partial z}|_x \cdot \frac{\partial z}{\partial x}|_y = -1. \quad (3)$$

Usefulness of the cyclic rule becomes apparent in the calculation of the derivative  $\frac{\partial v}{\partial T}|_P$  for a van der Waal gas  $(P + a/v^2)(v - b) = RT$ : since solving  $V$  as a function of  $P$  and  $T$  requires solving a cubic equation in  $V$ , and solving for  $P$  in terms of  $V$  and  $T$  is relatively easy, the appropriate derivatives can be taken and  $\frac{\partial V}{\partial T}|_P = -\frac{\partial P}{\partial T}|_v / \frac{\partial P}{\partial v}|_T$  can be calculated.

Interpretation of the cyclic rule requires the concept of total differential. To the majority of students, picturing a total differentiation of function  $z$  against variables  $x$  and  $y$  in multi-dimensions is not straightforward. The cyclic rule is even more puzzling; doubts prevail regarding why the triple product produces a negative value of -1. One misconception is that multiplying  $\frac{\partial z}{\partial x}|_y$  by  $\frac{\partial y}{\partial z}|_x$  gives  $\frac{\partial y}{\partial x}|_z$ , and thus given the reciprocal relation  $\frac{\partial y}{\partial z}|_x = 1/(\frac{\partial z}{\partial y}|_x)$ , the cyclic triple product should yield a positive value of +1. Another common mistake pertaining to differential is equating the ratio of the isobaric expansion coefficient  $\beta \equiv \frac{1}{v}(\frac{\partial v}{\partial T})_P$  to the isothermal compression coefficient  $\kappa \equiv -\frac{1}{v}(\frac{\partial v}{\partial P})_T$  (both numbers are considered positive) with  $-\frac{dP}{dT}$  at constant volume (as in the solid or liquid phase), while in fact integration of the total differential equation  $dv = \beta v dT - \kappa v dP = 0$  yields  $\beta/\kappa = +\Delta P/\Delta T$  (<sup>1</sup>). Without knowing why the differentials work, students simply apply the rule algebraically to obtain a solution.

Studies have shown that many students in several countries are unable to propose a geometrical

interpretation for a differential equation, to whom proficient symbolic techniques may become an obstacle to learning in a qualitative approach <sup>(2,3)</sup>. Spatial visualization allows an emergence of new reasoning for students. In this investigation, the total differential rule and the cyclic rule are interpreted geometrically.

## Spatial Visualization of the Total Differentiation

First, function  $z(x, y)$  is pictured in  $x$ - $y$ - $z$  space in figure 1. In figure 2 a rectangular subsurface of  $z$  near point  $P(x, y, z)$  is illustrated using a new coordinate system  $x'$ - $y'$ - $z'$ . The enclosed surface is tilted down along the  $x$  and  $y$  directions, whose perimeter connects points  $P$ ,  $A(x+h, y, z_A)$ ,  $B(x, y+h, z_B)$  and  $C(x+h, y+k, z_C)$ , where  $h$  and  $k$  are sufficiently small quantities. Since the total differential can be written as

$$dz = z(x+h, y+k) - z(x, y) = [z(x+h, y+k) - z(x+h, y)] + [z(x+h, y) - z(x, y)], \quad (3) \quad (4)$$

the difference in  $z$  between point  $P$  and point  $C$  is exactly the sum of the difference in  $z$  between point  $P$  and point  $A$ , and that between point  $A$  and  $C$ ; i.e.,  $dz_{PC} = dz_{PA} + dz_{AC}$ . Similarly, since Eq. (4) can be rewritten as

$$dz = [z(x+h, y+k) - z(x, y)] = [z(x+h, y+k) - z(x, y+k)] + [z(x, y+k) - z(x, y)], \quad (5)$$

$dz_{PC} = dz_{PB} + dz_{BC}$ . That is, the increment in  $z$  (the total differential  $dz$ ) between two very close points is independent of path. In thermodynamics the path independence corresponds to the definition that a thermodynamics variable is an equilibrium state property; changes in the thermodynamic state depend only on the initial and final conditions, not upon the details of the process. The geometric interpretation of this result is illustrated in figure 2.

The formulation of the total differential in Eq. (2) can be visualized using the discretization limits of partial derivatives. A partial derivative of a function is the derivative of the function in

one direction while holding the other variable unchanged. In the forward difference approximation the partial derivative of  $z$  with respect to  $x$  is the limit

$$\frac{\partial z}{\partial x}|_y = \lim_{h \rightarrow 0} \frac{z(x+h, y) - z(x, y)}{h}. \quad (6)$$

Applying such discretization limits of partial derivatives and the ordinary mean theorem of calculus<sup>(4)</sup> enables Eq (4) to be approximated as

$$dz = h \frac{\partial z}{\partial x}(x + \theta_1 h, y) + k \frac{\partial z}{\partial y}(x, y + \theta_2 k), \quad (7)$$

where  $\theta_1$  and  $\theta_2$  are two numbers between  $[0,1]$ . It follows that Eq. (7) incurs an error that is an arbitrarily small fraction of  $\sqrt{h^2 + k^2}$ , and if both of the derivatives are less in absolute value than  $M$ ,  $|dz| \leq M \cdot (h + k)$ .

## Spatial Visualization of the Cyclic Rule

Symbolic derivation of the cyclic rule can be obtained by substituting the  $dx$  term in Eq. (2) with its total differential,  $dx = \frac{\partial x}{\partial y}dy + \frac{\partial x}{\partial z}dz$ , and then balancing the nonzero terms<sup>(1)</sup>. The second proof involves imagining moving in  $x$ - $y$ - $z$  space along a curve with  $dz = 0$ . Since a zero increment in  $z$  means that an increase in the first segment of the path is offset by a decrease in the second segment of the path, i.e.,  $z(x+h, y) - z(x, y) = -[z(x+h, y+k) - z(x+h, y)]$ , given the discretization limits of partial derivatives the equation can be rewritten as  $\frac{\partial z}{\partial x}|_y h = -\frac{\partial z}{\partial y}|_x k$ . Along  $dz = 0$ , differentiating the total differential of  $x(y, z)$  with respect of  $y$  yields  $+\frac{dy}{dx}|_z = \frac{\partial y}{\partial x}|_z$ . Also,  $\frac{k}{h}|_{dz=0} = \frac{dy}{dx}|_z$ . Thus,

$$\frac{k}{h}|_{dz=0} = -\frac{\partial z}{\partial x}|_y / \frac{\partial z}{\partial y}|_x = +\frac{dy}{dx}|_z = \frac{\partial y}{\partial x}|_z. \quad (8)$$

Rearranging Eq. (8) gives  $\frac{\partial z}{\partial x}|_y / \frac{\partial z}{\partial y}|_x \cdot \frac{\partial x}{\partial y}|_z = -\frac{k}{h} \cdot \frac{h}{k} = -1$ , and the cyclic rule is validated.

Although the above proof depends on assumptions regarding the ability to construct a  $dz = 0$

curve in a neighborhood of the evaluated point, together with the existence of the exact differential  $dz$ , the existence of partial derivatives, and the nonzero value of partial derivatives and their reciprocals, a geometric interpretation does not require the existence of a nearby point with an equal function value. Figure 3 depicts the upper subsurface of the rectangle presented in figure 2 that is bounded by the coordinate axes. The enclosed subsurface intercepts the axes at  $x = a$ ,  $y = b$ , and  $z = c$  and form a triangle (here the symbol ' denoting another new coordinate system is omitted for simplicity). The slopes on each side of the triangle are respectively  $\frac{\partial z}{\partial x} = -\frac{c}{a}$ ,  $\frac{\partial z}{\partial y} = -\frac{c}{b}$ , and  $\frac{\partial y}{\partial x} = -\frac{b}{a}$ . As a result of the intercepts, the cyclic triple product renders a value of -1.

The cyclic rule applies to a differentiable surface function, in any translated or rotated coordinate system wherein the function can be displayed; the change of the coordinate system as in our presentation would not affect the validity of the rule. Notably, as in the third case, the proof employing  $dz = 0$  can also be visualized in space employing a triangle, where two segments of the path join at the midpoint of the path that is below the  $dz = 0$  plane and the other segment connects the evaluated point and the nearby point. Lastly, although two of the triangular sides can have the same positive or negative gradient, the other side must have a negative gradient to close the triangle; thus, the 'unexpected' negative sign arises.

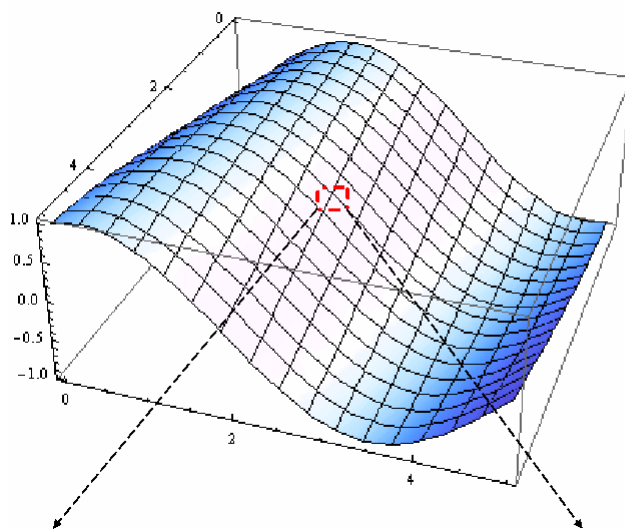


Figure 1: Surface function  $z(x,y)$  plotted against  $x$  and  $y$ .

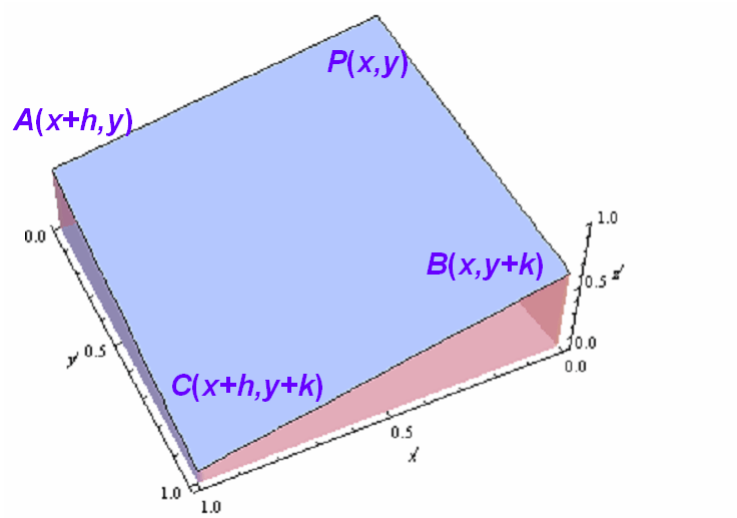
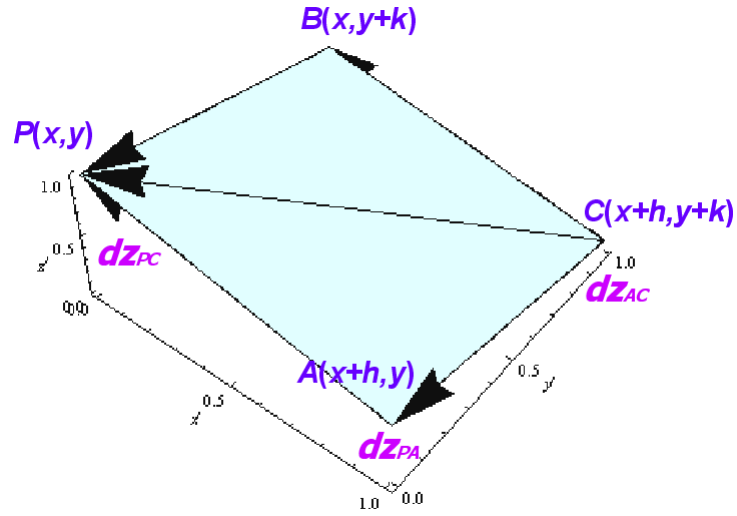


Figure 2: A rectangular subarea near point  $P(x,y)$  on the surface of  $z(x,y)$ . (a) A topside view. (b) A topfront view.

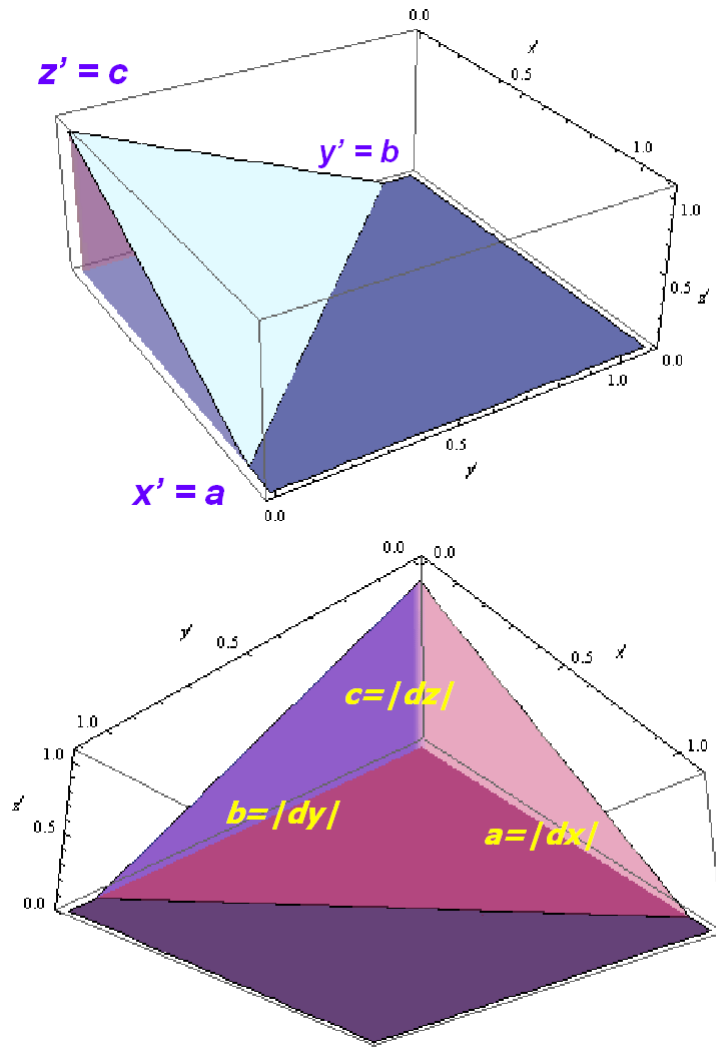


Figure 3: A sub triangular surface intercepted by the axes above the height of point A. (a) A topside view. (b) A bottom view.

## Literature Cited

### References

- (1) Carter, A. H. *Classical and Statistical Thermodynamics*, Pearson/Prentice Hall, 2009, ISBN 0135032599
- (2) Blanchard, P., *Differential Equations With a Dynamical Systems Viewpoint*. College Mathematics Journal, Volume 25, no. 5, November, 1994, pp. 385-395
- (3) Rasmussen, C. & Whitehead, K., *Learning and Teaching Ordinary Differential Equations*, Research Sampler, Mathematical Association of America, January, 2003,  
[http://uww.maa.org/t\\_and\\_l/sampler/rs\\_7.html](http://uww.maa.org/t_and_l/sampler/rs_7.html)
- (4) Radok, J. R. M. (Rainer), *The Total Differential of a Function and Its Geometrical Meaning*,  
<http://kr.cs.ait.ac.th/~radok/math/mat9/02.htm>  
([http://thewaythetruthandthelife.net/index/2\\_background/2-1\\_cosmological/2-1-10\\_math-physics.htm](http://thewaythetruthandthelife.net/index/2_background/2-1_cosmological/2-1-10_math-physics.htm))

### Supporting Information Available

A Mathematica plotting routine is provided.

This material is available free of charge via the Internet at <http://pubs.acs.org/>.