

# Geometry of the 3-user MIMO interference channel

Guy Bresler  
Wireless Foundations  
Dept of EECS  
UC Berkeley  
Berkeley, CA 94720  
gbresler@eecs.berkeley.edu

Dustin Cartwright  
Yale University  
New Haven, CT 06511  
dustin.cartwright@yale.edu

David Tse  
Wireless Foundations  
Dept of EECS  
UC Berkeley  
Berkeley, CA 94720  
dtse@eecs.berkeley.edu

**Abstract**—This paper studies vector space interference alignment for the three-user MIMO interference channel with no time or frequency diversity. The main result is a characterization of the feasibility of interference alignment in the symmetric case where all transmitters have  $M$  antennas and all receivers have  $N$  antennas. If  $N \geq M$  and all users desire  $d$  transmit dimensions, then alignment is feasible if and only if  $(2r + 1)d \leq \max(rN, (r + 1)M)$  for all nonnegative integers  $r$ . The analogous result holds with  $M$  and  $N$  switched if  $M \geq N$ .

It turns out that, just as for the 3-user parallel interference channel [1], the length of alignment paths captures the essence of the problem. In fact, for each feasible value of  $M$  and  $N$  the maximum alignment path length dictates both the converse and achievability arguments.

One of the implications of our feasibility criterion is that simply counting equations and comparing to the number of variables *does not predict feasibility*. Instead, a more careful investigation of the geometry of the alignment problem is required. The necessary condition obtained by counting equations is implied by our new feasibility criterion.

## I. INTRODUCTION

Interference alignment has presented the possibility of wildly better performance in interference-limited communications than traditionally thought possible. Introduced by Maddah-Ali et al. [2] for the multiple-input multiple-output (MIMO) X channel and subsequently by Cadambe and Jafar [3] in the context of the  $K$ -user interference channel (IC), the basic idea is to align multiple interfering signals at each receiver in order to reduce the effective interference. For the  $K$ -user IC, in the case of independently faded parallel channels (i.e. time or frequency selective), it was shown in [3] that up to  $K/2$  total degrees-of-freedom is achievable: this implies that each user gets the same degrees of freedom as in a simple 2-user IC, irrespective of the number of users  $K$ . However, the result depends critically on the assumption that the number of independently faded parallel channels, i.e. the channel diversity, is *unbounded* and in fact grows like  $K^{2K^2}$ . A physical system has only a *finite* channel diversity, which raises the question of how many degrees of freedom are achievable with the given fixed—finite—amount

of diversity. This problem was addressed in the case of time and frequency diversity for 3-user channels in [1].

In this paper we consider the  $K$ -user MIMO IC, where each transmitter and receiver has multiple antennas, but the channel is constant over time and frequency. Similar in flavor to the situation with finite time or frequency diversity in [1], here we have a fixed amount of spatial diversity due to the multiple antenna elements, and the goal is to design the best communication strategy (in terms of degrees-of-freedom) for the system at hand. Finding the maximum degrees-of-freedom available is equivalent to the problem of determining, for a fixed number of degrees-of-freedom  $d$  per user, the region of  $M$  and  $N$  for which there exists a valid linear encoding and decoding strategy (as defined in Subsection I-D). This objective is accomplished in the following Theorem.

**Theorem 1** (Symmetric degrees-of-freedom). *Consider the three-user Gaussian MIMO interference channel with no time or frequency diversity. Fix the number of desired transmit dimensions  $d_i = d$ , transmit antennas  $M_i = M$ , and receive antennas  $N_i = N$ . Assume without loss of generality that  $N \geq M$ . Then alignment is feasible if and only if*

$$(2r + 1)d \leq \max(rN, (r + 1)M), \quad \text{for all integers } r \geq 0. \quad (1)$$

### A. Explanation of result

Before providing rigorous arguments, in this subsection we describe the geometry underlying the problem. Relevant definitions are provided in subsequent sections.

A given vector  $u_i$  in the signal space of transmitter  $i$  is said to initiate an alignment path of length  $r+1$  if there exists a sequence of vectors  $u_{i+1}, u_{i+2}, \dots, u_{i+r} \in \mathbb{C}^M$ , such that  $\mathbf{H}^{[i-1,i]}u_i = \mathbf{H}^{[i-1,i+1]}u_{i+1}, \dots, \mathbf{H}^{[i+r-2,i+r-1]}u_{i+r-1} = \mathbf{H}^{[i+r-2,i+r]}u_{i+r}$ . Here channel indices are interpreted modulo 3. For example, a vector  $u_2$  at transmitter 2 initiating an alignment path of length 3 means that there exist vectors  $u_3$  and  $u_1$  such that  $\mathbf{H}^{[12]}u_2 = \mathbf{H}^{[13]}u_3$  and  $\mathbf{H}^{[23]}u_3 = \mathbf{H}^{[21]}u_1$ .

The feasible region of Figure 1 is divided up into subregions labeled with the maximum length of an alignment

This paper appeared in the *Allerton conference on communication, control, and computing* held September 28-30, 2011

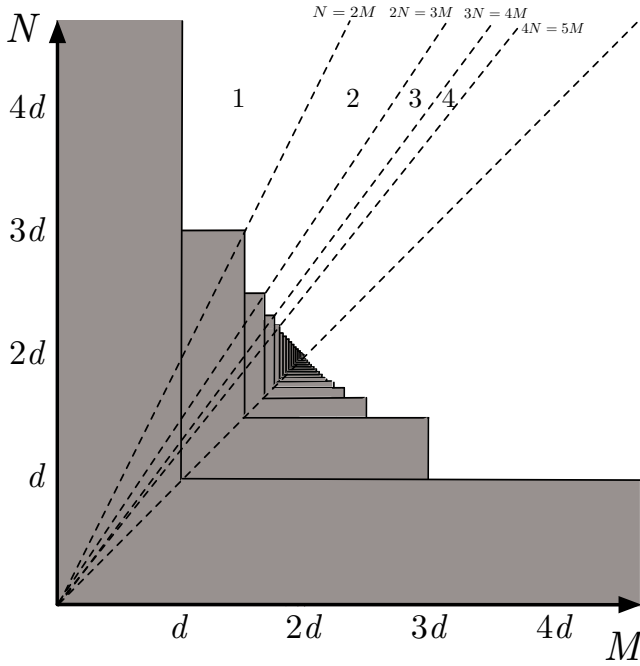


Fig. 1. For a fixed value of  $d$ , the feasible region in the  $M, N$  plane is white while the infeasible region is shaded. The labels 1, 2, 3, 4, ... indicate the maximum length of alignment paths for  $M, N$  in the corresponding region.

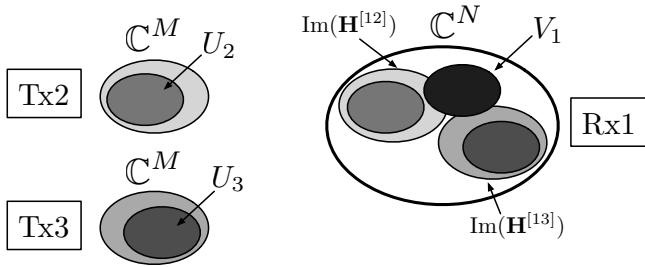


Fig. 2. Sub-region 1: The figure indicates that no alignment is possible when  $2M \leq N$ , since  $\text{Im}(\mathbf{H}^{[12]})$  and  $\text{Im}(\mathbf{H}^{[13]})$  are complementary. Since the three subspaces  $V_1, \mathbf{H}^{[12]}U_2, \mathbf{H}^{[13]}U_3$  are each of dimension  $d$ , complementary, and lie in  $\mathbb{C}^N$  at receiver 1, we obtain the constraint  $3d \leq N$ .

path; this number depends on  $M$  and  $N$  through the incidence geometry of the images of the channel matrices  $\text{Im}(\mathbf{H}^{[ij]})$ . We begin by examining sub-region 1, and then look at how things generalize to the other sub-regions.

The point of departure is the obvious constraint  $d \leq M$  in order to have a  $d$ -dimensional subspace of an  $M$  dimensional vector space. Continuing, assuming  $M \geq d$ , suppose  $2M \leq N$ , so  $(M, N)$  lies in sub-region 1 of Figure 1. At receiver one, the images  $\text{Im}(\mathbf{H}^{[12]})$  and  $\text{Im}(\mathbf{H}^{[13]})$  of the channels from transmitters two and three are in general position and therefore their intersection has dimension  $[2M - N]^+ = 0$ ; in other words, *alignment is impossible* in sub-region 1. Figure 2 shows pictorially that because alignment is not possible here, we have the constraint  $3d \leq N$ . Mathematically, we see that alignment is not possible because the map from  $\mathbb{C}^{2M}$  to  $\mathbb{C}^N$  given by the matrix  $(\mathbf{H}^{[12]} \quad \mathbf{H}^{[13]})$  is injective.

Moving onward to sub-region 2, we have  $2M > N$

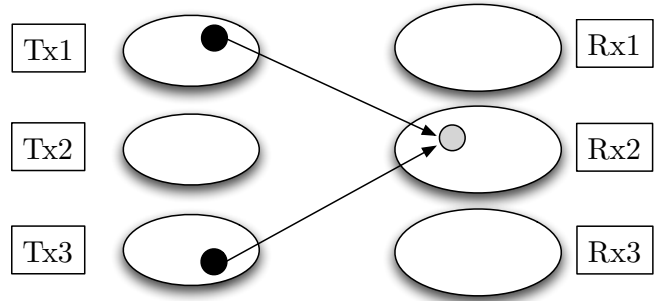


Fig. 3. Sub-region 2: Alignment is possible here. The figure denotes an alignment path of length 2.

and thus alignment is possible. This means that alignment paths of length 2 are possible (Fig 3), with up to  $2M - N$  interference dimensions overlapping at each receiver. Thus, the interference space  $\mathbf{H}^{[12]}U_2 + \mathbf{H}^{[13]}U_3$  at receiver one occupies at least  $2d - (2M - N)$  dimensions, and we have the constraint  $3d \leq 2M$ . However, because  $3M \leq 2N$ , no vector at (say) transmitter three can be *simultaneously* aligned at both receivers one and two, as indicated in Figure 4. One can also see that no simultaneous alignment is possible by changing change perspective to that of a combined receiver one and two. One may check directly that (as a special case of Lemma 2), the map

$$\begin{pmatrix} \mathbf{H}^{[12]} & \mathbf{H}^{[13]} \\ \mathbf{H}^{[23]} & \mathbf{H}^{[21]} \end{pmatrix} \quad (2)$$

from the three transmitters to  $\mathbb{C}^{2N}$  is injective; analogously to the case in sub-region 1, this is interpreted to mean that no alignment is possible in the combined receive space  $\mathbb{C}^{2N}$  (see Fig. 5). Thus, five complementary  $d$ -dimensional subspaces lie in  $\mathbb{C}^{2N}$  and we obtain the constraint  $5d \leq 2N$ .

As far as achievability goes, the basic rule-of-thumb is to create alignment paths of maximum length. Thus, in sub-region 2, where alignment is possible, the achievable strategy aligns as many vectors as possible and the remaining ones (if  $d > 2(2M - N)$ ) are not aligned.

Both the necessary conditions and achievability arguments extend in a natural way. On the achievability end, alignment paths of maximum length are used. For example, in sub-region 4, alignment paths of length four are used (Fig 6). For the converse, a generalization of the matrix in (2) is shown to be full-rank in Lemma 2, giving the constraints in (1).

### B. Related work

The problem we consider, of maximizing degrees-of-freedom using linear strategies for the  $K$ -user MIMO IC with finite number of transmit and receive antennas, has received significant attention in the last several years. Jafar and Fakhereddin [4] determined the degrees of freedom of the two-user MIMO IC with an arbitrary number of antennas at each of the four terminals. Cadambe and Jafar

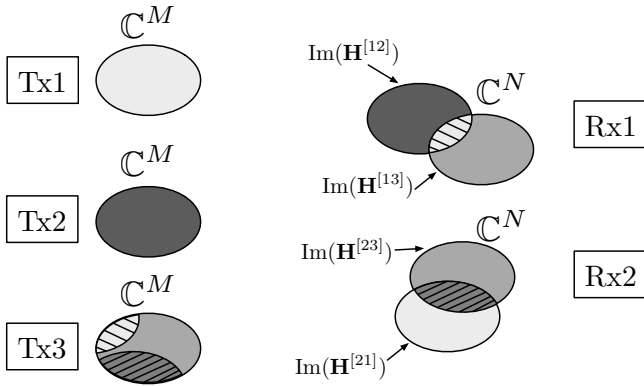


Fig. 4. Sub-region 2: The striped regions at receivers one and two each denote the dimension  $2M - N$  portion of the space in which alignment can occur. From transmitter three's perspective, one sees that *simultaneous* alignment is not possible for  $2(2M - N) \leq M$ , or equivalently,  $3M \leq 2N$ .

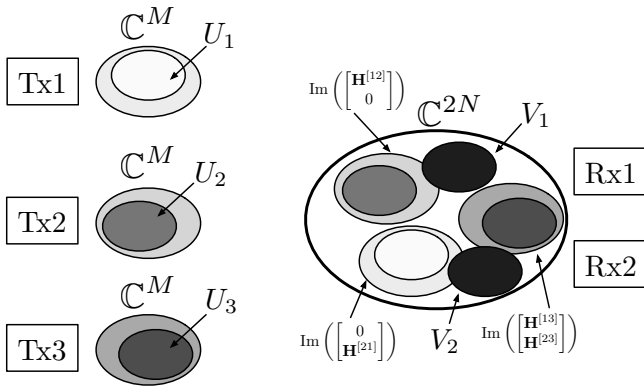


Fig. 5. Sub-region 2: Considering the dimension  $2N$  receive space formed by receivers one and two together, along with the map defined (2) from the three transmitters, shows that no alignment is possible in this combined space. Since there are five complementary subspaces of dimension  $d$  we obtain the constraint  $5d \leq 2N$ .

[3] considered the problem for  $K = 3$  users and  $N = 2$  antennas, and showed that  $3/2$  dof was achievable. For more than 3 users or  $N > 2$  they assumed infinite time or frequency diversity and applied their main  $K/2$  result. Gomadam et al. [5], [6], posed the problem of determining feasibility of linear alignment in the constant channel setting,

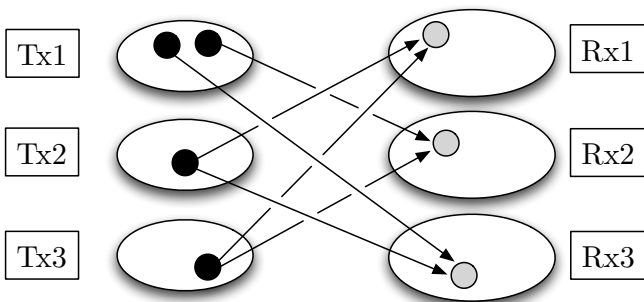


Fig. 6. Sub-region 4: Alignment paths of length four are denoted here, initiated by vectors at transmitter 1.

but left the problem unanswered and proposed a heuristic iterative numerical algorithm.

Also at the heuristic level, Yetis et al. [7] proposed to determine feasibility of alignment by counting the number of equations and comparing to the number of variables. This approach was carried out rigorously to show a necessary and sufficient condition in [8] for the symmetric square case of  $N = M$  antennas at all  $K$  transmitters and receivers and by Razaviyayn et al. [9] for the case that the number of transmit dimensions  $d$  divides both the number of transmit and receive antennas. Several other works have subsequently pursued a similar approach for related problems, including [10], [11] (both heuristic), and [12].

The remaining work on linear alignment for the MIMO IC has focused on heuristic algorithms, mainly iterative in nature (see [6], [13], [14], [15], and [16]). Some have proofs of convergence, but no performance guarantees are known.

We emphasize that in this paper we restrict attention to vector space interference alignment, where the effect of finite channel diversity can be observed. Interfering signals can also be aligned on the signal scale using lattice codes (first proposed in [17], see also [18], [19], [20]), however the understanding of this type of alignment is currently at the stage corresponding to infinite time or frequency diversity in the vector space setting. In other words, essentially “perfect” alignment is possible due to the infinite channel precision available at infinite signal-to-noise ratios.

Ghasemi et al. [21] apply alignment on the signal scale to the  $K$ -user  $M \times N$  MIMO IC. The converse arguments in that paper are obtained by forming a two-user interference channel with two users transmitting and decoding jointly; thus they obtain the inequality  $3d \leq \max(N, 2M)$  corresponding to  $r = 1$  in (1) of the present paper.

In exactly the same setting as the present paper, Amir et al. [22] have independently proposed a similar achievable strategy for critical  $M, N$  satisfying both (1) and  $M + N = 4d$ . [22] is limited to critical values of  $M, N$  and contains no converse arguments beyond the equation counting bound of [8] and [9].

Finally, also independently, Wang et al. [23] very recently posted a paper to the Arxiv containing many similar results. Their converse is information theoretic and, unlike ours, is not limited to linear strategies.

### C. Interference channel model

The  $K$ -user MIMO interference channel has  $K$  transmitters and  $K$  receivers, with transmitter  $i$  having  $M_i$  antennas and receiver  $i$  having  $N_i$  antennas. For  $i = 1, \dots, K$ , receiver  $i$  wishes to obtain a message from the corresponding transmitter  $i$ . The remaining signals from transmitters  $j \neq i$  are undesired interference. The channel is assumed to be constant over time, and at each time-step the input-output relationship is given by

$$\mathbf{y}_i = \mathbf{H}^{[ii]} \mathbf{x}_i + \sum_{\substack{1 \leq j \leq K \\ j \neq i}} \mathbf{H}^{[ij]} \mathbf{x}_j + \mathbf{z}_i, \quad 1 \leq i \leq K. \quad (3)$$





we get

$$\begin{aligned}(2r+1)d &= \frac{(N+M)^2}{4(N-M)} + \frac{e(N+M)}{2} \\ rN &= \frac{NM}{N-M} + eN \\ (r+1)M &= \frac{NM}{N-M} + eM.\end{aligned}$$

Which of the latter two is larger will depend on the sign of  $e$ . Assuming that  $e$  is positive, we can substitute and clear denominators to get that

$$(2r+1)d \leq \max\{rN, (r+1)M\}$$

is equivalent to

$$\begin{aligned}0 &\geq (N+M)^2 + 2e(N+M)(N-M) \\ &\quad - 4NM - 4eN(N-M) \\ &= (N-M)^2 - 2e(N-M)^2,\end{aligned}$$

which will be false because  $e$  is less than one half. The case when  $e$  is negative works similarly.

We now turn to the sufficiency part of the proof. Suppose that  $2d - M$  is positive and evenly divides  $d$ . We set  $r = d/(2d - M) - 1$ , from which it follows that  $M = d(2r + 1)/(r + 1)$  and  $N = d(2r + 3)/(r + 1)$ . For any integer  $i$ , we define shifted versions of the block matrix from (7):

$$\mathbf{A}_r^i = \begin{pmatrix} \mathbf{H}^{[i,+]} & \mathbf{H}^{[i,-]} & & & \\ & \mathbf{H}^{[i+1,+]} & \mathbf{H}^{[i+1,-]} & & \\ & & & \ddots & \\ & & & & \mathbf{H}^{[i+r-1,+]} & \mathbf{H}^{[i+r-1,-]} \end{pmatrix}$$

By Lemma 2, for generic channel matrices,  $\mathbf{A}_r^i$  has full rank. Therefore, its kernel is a vector space of dimension  $(r + 1)M - rN = d/(r + 1)$ , and we denote this vector space by  $W_i$ . For  $i + 1 \leq j \leq i + r + 1$ , define  $W_{i,j}$  to be the projection of  $W_i$  onto the  $(j - i)$ th block of coordinates. We claim that

$$\begin{aligned}U_j &= \sum_{i=j-1}^{j-r-1} W_{i,j}, \\ V_j &= \left( \mathbf{H}^{[j,-]} W_{j,j+1} + \sum_{i=j}^{j-r} \mathbf{H}^{[j,+]} W_{i,j+1} \right)^\perp,\end{aligned}\quad (8)$$

constitutes a feasible strategy for interference alignment. Before rigorously justifying this, we first do a naive dimension count to verify that

$$\dim U_j = (r + 1) \dim W_{i,j} = d$$

and

$$\dim V_j = N - (r + 2) \dim W_{i,j} = \frac{2r + 3}{r + 1}d - \frac{r + 2}{r + 1}d = d.$$

Any element of  $W_i$  consists of  $r + 1$  vectors  $x_{i,j} \in \mathcal{C}^M$  for  $i + 1 \leq j \leq i + r + 1$ , and these vectors satisfy

$\mathbf{H}^{[j,+]}x_{i,j+1} = -\mathbf{H}^{[j,-]}x_{i,j+2}$  for  $i + 1 \leq j \leq i + r$ . First, since the channel matrices are injective, the only way for a subvector  $x_{i,j}$  to be zero is for the whole vector to be zero, and thus each projection  $W_{i,j}$  has the full dimension  $d/(r + 1)$ . Second, these equations explain the apparent asymmetry in the definition of  $V_j$ , which can equivalently be defined as the complement of the sum over all applications of  $\mathbf{H}^{[j,-]}$  and  $\mathbf{H}^{[j,+]}$  to appropriate vector spaces  $W_*$ , but such vector spaces coincide. Indeed, this is the essence of the construction. From this observation, it follows that that  $\mathbf{H}^{[j,+]}U_{j+1}$  and  $\mathbf{H}^{[j,-]}U_{j-1}$  are orthogonal to  $V_j$ , which is what is required to be feasible.

The only thing remaining to be checked is that  $U_j$  and  $V_j$  actually have the expected dimensions. This is verified in Lemma 8 below.

Finally, we suppose that  $M = N = 2d$ . The channel matrices are square, and thus, generically, they are invertible, so we can define

$$B = \mathbf{H}^{[1,2]}(\mathbf{H}^{[3,2]})^{-1}\mathbf{H}^{[3,1]}(\mathbf{H}^{[2,1]})^{-1}\mathbf{H}^{[2,3]}(\mathbf{H}^{[1,3]})^{-1}.$$

Again, generically, this matrix will have  $2d$  distinct eigenvectors, and we choose  $V_1$  to be the span of any  $d$  of them. Then we set

$$\begin{aligned}U_3^\perp &= (\mathbf{H}^{[1,3]})^{-1}V_1 \\ V_2 &= \mathbf{H}^{[2,3]}U_3^\perp \\ U_1^\perp &= (\mathbf{H}^{[2,1]})^{-1}V_2 \\ V_3 &= \mathbf{H}^{[3,1]}U_1^\perp \\ U_2^\perp &= (\mathbf{H}^{[3,2]})^{-1}V_3.\end{aligned}$$

These form a feasible strategy.  $\blacksquare$

Note that our constructions imply that the alignment solution is unique when  $2d - M$  divides  $d$ , but there exist  $\binom{2d}{d}$  solutions when  $N = M = 2d$ .

**Lemma 8.** *The subspaces  $U_j$  and  $V_j$  defined in (8) have dimension  $d$ .*

*Proof:* We first show that  $U_1$  has dimension  $d$ ; by symmetry of the construction, the dimensions of  $U_2$  and  $U_3$  will also be  $d$ .

The subspace  $U_1 = \sum_{i=-r}^0 W_{i,1}$  is the sum of  $r + 1$  subspaces  $W_{i,j}$ , which we claim are independent; suppose to the contrary, that there is some set of linearly dependent vectors  $w_{i_1}, w_{i_2}, \dots, w_{i_s}$ , with  $0 \leq i_1 \leq i_2 \leq \dots \leq i_s \leq r$ , and  $w_i \in W_{-i,1}$ , satisfying  $w_{i_s} - \sum_{\ell=1}^{s-1} \lambda_\ell w_{i_\ell} = 0$ . Let  $s$  be the minimum such value, with all sets of subspaces  $W_{i_1,j}, W_{i_2,j}, \dots, W_{i_{s-1},j}$  for  $j = 1, 2, 3$  being complementary.

Now, by the definition of the subspaces  $W_{i,j}$ , for each vector  $w_{i_\ell} \in W_{-i_\ell,1}$  there is a sequence  $u_{i_\ell}^2, \dots, u_{i_\ell}^{q+1}$  of length  $q := r + 1 - i_{s-1}$  satisfying  $\mathbf{H}^{[3,1]}w_{i_\ell} = \mathbf{H}^{[3,2]}u_{i_\ell}^2, \dots, \mathbf{H}^{[q+2,q]}u_{i_\ell}^q = \mathbf{H}^{[q+2,q+1]}u_{i_\ell}^{q+1}$ . The linear combination  $\sum_{\ell=1}^{s-1} \lambda_\ell w_{i_\ell}$  thus gives rise to a sequence

$u^1, \dots, u^{q+1}$  defined by  $u^a = \sum_{\ell=1}^{s-1} \lambda_\ell u_{i_\ell}^a$  satisfying

$$\begin{aligned} \mathbf{H}^{[31]} w_{i_s} &= \mathbf{H}^{[31]} \left( \sum_{\ell=1}^{s-1} \lambda_\ell w_{i_\ell} \right) = \mathbf{H}^{[32]} u^2, \\ \mathbf{H}^{[12]} u^2 &= \mathbf{H}^{[13]} u^3 \\ &\vdots \\ \mathbf{H}^{[q+2,q]} u^q &= \mathbf{H}^{[q+2,q+1]} u^{q+1}. \end{aligned} \quad (9)$$

Note that by the minimality assumption of  $s$ , none of the  $u^j$  vectors are zero.

By the definition of  $W_{-i_{s-1}}$ , there is a length- $(i_s - 1)$  sequence of vectors preceding  $w_{i_s}$  satisfying alignment conditions similar to those in (9); together with  $w_{i_s}$  and the vectors in (9), this sequence can be extended to a sequence of vectors of total length  $q + i_s = r + 1 + (i_s - i_{s-1}) > r + 1$ , none of which are zero. Stacking the first  $r + 2$  of these vectors produces a nonzero element in the kernel of  $\mathbf{A}_{r+1}^{i_s}$ . However,  $\mathbf{A}_{r+1}^{i_s}$  is full-rank by Lemma 2; the dimension of the kernel is  $[(r + 2)M - (r + 1)N]^+ = M + d(2r + 1 - 2r - 3) = M - 2d < 0$ , i.e. the kernel is trivial. This is the desired contradiction.

We now check that  $V_1$  has dimension  $d$ , and again by symmetry, the dimensions of  $V_2$  and  $V_3$  will also be  $d$ . Note that if  $V_1$  had dimension greater than  $d$ , we could choose a  $d$ -dimensional subspace and this would still satisfy the alignment equations (5). But  $V_1$  is the orthogonal complement of the sum of  $r + 2$  subspaces  $W_{i,j}$  of dimension  $d/(r + 1)$ , so by subadditivity of dimension, we have the lower bound on dimension  $\dim V_1 \geq N - (r + 2) \dim W_{i,j} = d$ . ■

#### IV. EQUATION COUNTING

One requirement for feasibility of interference alignment is that the number of parameters defining the set of strategies must be at least the number of the constraints imposed by the decoding conditions. In [8] and [9], this argument is carried out to obtain necessary conditions on the feasibility of interference alignment, which in the setting of Theorem 1 reduces to the constraint

$$4d \leq M + N.$$

This constraint is strictly implied by the constraints (1) (see Fig. 1).

Let us briefly recall the calculation leading to the inequality  $4d \leq M + N$ . The strategy space consists of a dimension  $d$  subspace at each transmitter and receiver, i.e. a point in the product of Grassmannians  $(G(d, M))^3 \times (G(d, N))^3$ . This is an algebraic variety of dimension  $3d(M - d) + 3d(N - d)$ , while the orthogonality conditions (5) can be seen to impose  $6d^2$  constraints. Comparing number of variables to number of constraints gives the inequality.

#### APPENDIX: PROOF OF THEOREM 5

Here we prove Theorem 5 showing achievability for  $M, N, d$  satisfying (1). Let  $r$  be the (unique) integer such that

$$rN < (r + 1)M \quad \text{and} \quad (r + 1)N \geq (r + 2)M. \quad (10)$$

Note that this implies, from equation 1, that

$$(2r + 3)d \leq (r + 1)N \quad (11)$$

and

$$(2r + 1)d \leq (r + 1)M. \quad (12)$$

We prove achievability by examining two cases: 1)  $d \leq (r + 1)[(r + 1)M - rN]$  and 2)  $d > (r + 1)[(r + 1)M - rN]$ . Case 1 means that all of the signal space  $U_i$  can be obtained from alignment paths of length  $r + 1$  (up to integer rounding), whereas in case 2 we must use alignment paths of length  $r$  as well in order to attain the required  $d$  dimensions.

We first assume case 1 holds. Consider  $\mathbf{A}_r^i$  as in the proof of Proposition 7, and let  $W_i$  be a dimension  $\lfloor \frac{d}{r+1} \rfloor$  subspace in the kernel of  $\mathbf{A}_r^i$ . Let  $d' := d - (r + 1)\lfloor \frac{d}{r+1} \rfloor$ , and if  $d' > 0$  let  $w_i$  be a 1-dimensional subspace in  $\ker \mathbf{A}_r^i \setminus W_i$ . The projections  $W_{i,j}$  are defined in Proposition 7 and the subspaces  $w_{i,j}$  are defined analogously. The spaces  $w_1, w_2, w_3$  are required in order to accommodate the remainder left when dividing  $d$  by  $r + 1$ , and will together contribute  $d'$  dimensions to each signal space  $U_j$ . We put

$$U_j = \sum_{i=j-1}^{j-r-1} W_{i,j} + \sum_{i=j-r}^{j-d'} w_{i,j} \quad (13)$$

and

$$V_j = \left( \mathbf{H}^{[j-1]} W_{j,j+1} + \mathbf{H}^{[j-1]} w_{j,j+1} + \sum_{i=j}^{j-r} \mathbf{H}^{[j+1]} W_{i,j+1} + \sum_{i=j}^{j-d'+1} w_{i,j} \right)^\perp. \quad (14)$$

If all of  $U_j$ 's constituent subspaces are complementary, then  $U_j$  has dimension  $(r + 1)\lfloor \frac{d}{r+1} \rfloor + d' = d$ ; the justification for this statement is similar to the proof of Lemma 8 and omitted here. To see that  $V_j$  has dimension (at least)  $d$ , we observe that by subadditivity of dimension,

$$\dim V_j \geq N - (r + 2) \left\lfloor \frac{d}{r + 1} \right\rfloor - d' - e, \quad (15)$$

where  $e = 0$  if  $(r + 1)|d$  and  $e = 1$  otherwise. Plugging in the inequality (11) we obtain

$$\begin{aligned} \dim V_j &\geq \frac{2r + 3}{r + 1} d - d - e - \left\lfloor \frac{d}{r + 1} \right\rfloor \\ &= d + \frac{d}{r + 1} - \left\lfloor \frac{d}{r + 1} \right\rfloor - e \geq d. \end{aligned}$$

Suppose now that case 2 holds, i.e.  $d > (r + 1)[(r + 1)M - rN]$ . This means that not all of the signal space  $U_i$  can be included in alignment paths of length  $r + 1$ , so the remainder will be included in alignment paths of length  $r$ . Let  $d' := d - (r + 1)[(r + 1)M - rN]$  and  $d'' = d' - r \lfloor \frac{d'}{r} \rfloor$ . As before, denote by  $W_i$  the kernel of the matrix  $\mathbf{A}_r^i$ , having dimension  $(r + 1)M - rN$ . Denote by  $\pi$  the projection from  $\mathbb{C}^{(r+1)M} \rightarrow \mathbb{C}^{rM}$  to the first  $rM$  coordinates. The space  $\pi(\ker \mathbf{A}_r^i)$  is contained in  $\mathbf{A}_{r-1}^i$ . Let  $X_i$  for  $i = 1, 2, 3$  each

be a  $\lfloor \frac{d'}{r} \rfloor$  dimensional subspace in  $\ker \mathbf{A}_{r-1}^i \setminus \pi(W_i)$ , and let  $w_i$  be a 1-dimensional subspace in  $\ker \mathbf{A}_{r-1}^i \setminus (\pi(W_i) + X_i)$ . Put

$$U_j = \sum_{i=j-1}^{j-r-1} W_{i,j} + \sum_{i=j-1}^{j-r} X_{i,j} + \sum_{i=j-1}^{j-d''} w_{i,j} \quad (16)$$

and

$$V_j = \left( \mathbf{H}^{[j-1]}(W_{j,j+1} + X_{j,j+1} + w_{j,j+1}) + \sum_{i=j}^{j-r} \mathbf{H}^{[j]} + W_{i,j+1} + \sum_{i=j}^{j-r+1} \mathbf{H}^{[j+1]} X_{i,j+1} + \sum_{i=j}^{j-d'+1} w_{i,j} \right)^\perp \quad (17)$$

As before, a naive count suggests that  $U_j$  should have dimension  $d$ , and this can be justified similarly to Lemma 8.

To see that  $V_j$  has dimension at least  $d$  we again use subadditivity of dimension to get

$$\begin{aligned} \dim V_j &\geq N - (r+2)[(r+1)M - rN] - (r+1) \left\lfloor \frac{d'}{r} \right\rfloor - d'' - e_1 \\ &= N - (r+2)[(r+1)M - rN] - \left\lfloor \frac{d'}{r} \right\rfloor - d' - e_1, \end{aligned}$$

where  $e_1$  is zero if  $r|d'$  and  $e_1$  is one otherwise. Letting  $e_2 := \frac{d'}{r} - \lfloor \frac{d'}{r} \rfloor$ , we have

$$\begin{aligned} \dim V_j &\geq N - (r+2)[(r+1)M - rN] - \frac{d'}{r} - d' + e_2 - e_1 \\ &= N - \frac{(r+1)d}{r} + \frac{1}{r}[(r+1)M - rN] + e_2 - e_1 \\ &= d + \frac{(r+1)}{r}M - \frac{2r+1}{r}d + e_2 - e_1. \end{aligned}$$

Substituting  $\frac{r+1}{2r+1}M$  for  $d$ , the inequality (12) implies that

$$\dim V_j \geq d + e_2 - e_1.$$

If  $e_1$  is one then  $e_2$  is strictly positive, so the fact that  $\dim V_j$  is an integer implies  $\dim V_j \geq d$ .

## REFERENCES

- [1] G. Bresler and D. Tse, "Degrees-of-freedom for the 3-user Gaussian interference channel as a function of channel diversity," in *Allerton Conference on Communication, Control, and Computing*, September 2009.
- [2] M. Maddah-Ali, A. Motahari, and A. Khandani, "Communication over MIMO X channels: Interference alignment, decomposition, and performance analysis," *IEEE Trans. Inf. Theory*, vol. 54, pp. 3457–3470, August 2008.
- [3] V. Cadambe and S. Jafar, "Interference alignment and degrees of freedom of the  $K$ -user interference channel," *IEEE Trans. Inf. Theory*, vol. 54, pp. 3425–3441, August 2008.
- [4] S. Jafar and M. Fakhereddin, "Degrees of freedom for the MIMO interference channel," *IEEE Trans. Inf. Theory*, vol. 53, pp. 2637–2642, July 2007.
- [5] K. Gomadam, V. Cadambe, and S. Jafar, "Approaching the capacity of wireless networks through distributed interference alignment," in *IEEE GLOBECOM*, pp. 1–6, December 2008.
- [6] K. Gomadam, V. Cadambe, and S. Jafar, "A distributed numerical approach to interference alignment and applications to wireless interference networks," *Information Theory, IEEE Transactions on*, vol. 57, pp. 3309–3322, June 2011.
- [7] C. Yetis, T. Gou, S. Jafar, and A. Kayran, "On feasibility of interference alignment in MIMO interference networks," *IEEE Trans. Signal Processing*, vol. 58, pp. 4771–4782, September 2010.
- [8] G. Bresler, D. Cartwright, and D. Tse, "Settling the feasibility of interference alignment for the MIMO interference channel: the symmetric square case," April 2011. arXiv:1104.0888v1.
- [9] M. Razaviyayn, L. Gennady, and Z. Luo, "On the degrees of freedom achievable through interference alignment in a MIMO interference channel." arXiv:1104.0992v1.
- [10] B. Zhuang, R. Berry, and M. Honig, "Interference alignment in MIMO cellular networks," in *ICASSP 2011*, pp. 3356–3359, May 2011.
- [11] M. Guillaud and D. Gesbert, "Interference alignment in the partially connected K-user MIMO interference channel," in *European Signal Processing Conference (EUSIPCO)*, August 2011.
- [12] V. S. Annapureddy, A. El Gamal, and V. V. Veeravalli, "Degrees of freedom of interference channels with CoMP transmission and reception," September 2011. arXiv:1109.5396v1.
- [13] S. Peters and R. Heath, "Interference alignment via alternating minimization," in *Acoustics, Speech and Signal Processing, 2009. IEEE International Conference on*, pp. 2445–2448, April 2009.
- [14] M. Razaviyayn, M. Sanjabi Boroujeni, and Z.-Q. Luo, "Linear transceiver design for interference alignment: Complexity and computation," in *Signal Processing Advances in Wireless Communications (SPAWC), 2010 IEEE Eleventh International Workshop on*, pp. 1–5, June 2010.
- [15] D. S. Papaliopoulos and A. G. Dimakis, "Interference alignment as a rank constrained rank minimization," in *IEEE GLOBECOM*, 2010.
- [16] I. Santamaria, O. Gonzalez, R. Heath, and S. Peters, "Maximum sum-rate interference alignment algorithms for MIMO channels," in *IEEE GLOBECOM*, pp. 1–6, December 2010.
- [17] G. Bresler, A. Parekh, and D. Tse, "The approximate capacity of the many-to-one and one-to-many Gaussian interference channels," *IEEE Trans. Inf. Theory*, vol. 56, September 2010.
- [18] V. Cadambe, S. Jafar, and S. Shamai, "Interference alignment on the deterministic channel and application to fully connected gaussian interference networks," *IEEE Trans. Inf. Theory*, vol. 55, pp. 269–274, January 2009.
- [19] R. Etkin and E. Ordentlich, "The degrees-of-freedom of the  $k$ -user gaussian interference channel is discontinuous at rational channel coefficients," *IEEE Trans. Inf. Theory*, vol. 55, pp. 4932–4946, November 2009.
- [20] A. S. Motahari, S. Gharan, M. Maddah-Ali, and A. K. Khandani, "Real interference alignment: Exploiting the potential of single antenna systems," August 2009. arXiv:0908.2282v2.
- [21] A. Ghasemi, A. Motahari, and A. Khandani, "Interference alignment for the K user MIMO interference channel," in *Information Theory Proceedings (ISIT), 2010 IEEE International Symposium on*, pp. 360–364, June 2010.
- [22] M. Amir, A. El-Keyi, and M. Nafie, "A new achievable DoF region for the 3-user  $M \times N$  symmetric interference channel," May 2011. arXiv:1105.4026v1.
- [23] C. Wang, T. Gou, and S. Jafar, "Subspace alignment chains and the degrees of freedom of the three-user MIMO interference channel," September 2011. arXiv:1109.4350v1.
- [24] R. Hartshorne, *Algebraic Geometry*. Graduate Texts in Mathematics, Springer, 1st ed., 1977.