

Recovering a Clipped Signal in Sparseland

Alejandro J. Weinstein and Michael B. Wakin

Abstract

In many data acquisition systems it is common to observe signals whose amplitudes have been clipped. We present two new algorithms for recovering a clipped signal by leveraging the model assumption that the underlying signal is sparse in the frequency domain. Both algorithms employ ideas commonly used in the field of Compressive Sensing; the first is a modified version of Reweighted ℓ_1 minimization, and the second is a modification of a simple greedy algorithm known as Trivial Pursuit. An empirical investigation shows that both approaches can recover signals with significant levels of clipping.

Index Terms

Restoration, signal clipping, sparsity, compressive sensing.

I. INTRODUCTION

In many practical situations, either because a sensor has the wrong dynamic range or because signals arrive that are larger than anticipated, it is common to record signals whose amplitudes have been clipped. Any method for restoring the values of the clipped samples must—implicitly or explicitly—assume some model for the structure of the underlying signal. For example, one of the first attempts to “de-clip” a signal was the work of Abel and Smith [1], who assumed that the underlying signal had limited bandwidth relative to the sampling rate (i.e., that it was oversampled) and recovered the original signal by solving a convex feasibility problem. Godsill et al. [2] later tackled the de-clipping problem using a parametric model and a Bayesian inference approach. Along the same lines, Olofsson [3] proposed a maximum *a posteriori* estimation technique for restoring clipped ultrasonic signals based on a signal generation model and a bandlimited assumption.

Meanwhile, recent research in fields such as Compressive Sensing (CS) [4] has shown the incredible power of sparse models for recovering certain signal information. Many signals can be naturally assumed

Department of Electrical Engineering and Computer Science, Colorado School of Mines, Golden, CO 80401. Email: {aweinste,mwakin}@mines.edu. This work was partially supported by AFOSR grant FA9550-09-1-0465.

AJW and MBW thank Mike Mooney, Norman Facas, and Nathan Toohey for inspiring us to look at this problem.

to be sparse in that they have few non-zero coefficients when expanded in a suitable basis; the name “Sparseland” has been informally used to describe the broad universe of such signals [5]. Although a typical CS problem involves an incomplete set of random measurements (as opposed to a complete—but clipped—set of deterministic samples), sparse models have made a limited appearance in the de-clipping literature. In particular, Gemmeke [6] et al. imputed noisy speech features by considering the spectrogram of the signal as an image with missing samples, represented the spectrogram in terms of an overcomplete dictionary, and used sparse recovery techniques to recover the missing samples. Using the model assumption that the underlying signal is sparse in an overcomplete harmonic dictionary, Adler et al. [7] later adapted the Orthogonal Matching Pursuit (OMP) [5] recovery algorithm from CS into a de-clipping algorithm that they call *constraint*-OMP.

In this paper, we present two methods for de-clipping a signal under the assumption that the original signal is sparse in the frequency domain, i.e., that it can be represented as a concise sum of harmonic sinusoids. This model is general enough to embrace a wide set of signals that could be recorded from certain communication systems, resonant physical systems, etc. This model is also commonplace in the CS literature, particularly in settings where random measurements are collected in the time domain.

Although the measurements we consider are not randomly collected,¹ we do find that certain ideas from the field of CS can be leveraged. In particular, we have modified several CS algorithms in an attempt to account for the clipping constraints. Among the methods that we have tried, the two with the best performance are a modified version of Reweighted ℓ_1 minimization [8] and a modified version of the Thresholding algorithm [5], also known as Trivial Pursuit (TP) [9]. This is surprising since TP, a very simple greedy algorithm, is one of the poorest performing algorithms in conventional CS problems [5]. We also show that, when tested on frequency sparse signals, these two methods outperform *constraint*-OMP.

II. PRELIMINARIES

A. Problem definition

Let $x \in \mathbb{R}^N$ be a K -sparse signal in the Fourier domain, i.e., $x = \Psi\alpha$ and $\|\alpha\|_0 = K$, where Ψ is the $N \times N$ inverse Discrete Fourier Transform (DFT) matrix and $\|\cdot\|_0$ denotes the number of non-zero entries of a vector. Because of the Hermitian symmetry property of real signals, the sparsity level K is

¹In fact they are “adversarial”, in that clipping eliminates the samples with the highest energy content.

in general twice the number of harmonics in x .² Let the clipped version of x be x_c , where

$$x_c(n) = \begin{cases} C_u & \text{if } x(n) \geq C_u, \\ C_l & \text{if } x(n) \leq C_l, \\ x(n) & \text{otherwise,} \end{cases}$$

and C_u and C_l are the known upper and lower clipping values, respectively. Our goal is to recover the original signal x from the observed clipped signal x_c .

Denote by Ω_u and Ω_l the index sets of the upper and lower clipped samples, respectively, and by Ω_{nc} the index set of the non-clipped samples: $\Omega_u = \{n|x_c(n) = C_u\}$, $\Omega_l = \{n|x_c(n) = C_l\}$, and $\Omega_{nc} = (\Omega_u \cup \Omega_l)^c$. Similarly, denote by Ψ_u and Ψ_l the matrices formed with the rows $i \in \Omega_u$ and $j \in \Omega_l$ of Ψ , respectively. We can write the non-clipped values of x_c as $y = \Phi x$, where Φ is a *restriction operator* formed with the rows $j \in \Omega_{nc}$ of the $N \times N$ identity matrix.

B. Basis Pursuit, Basis Pursuit with Clipping Constraints, and Reweighted ℓ_1 with Clipping Constraints

The canonical CS method for recovering a sparse signal is known as Basis Pursuit [5]. Given a set of non-clipped linear measurements $y = \Phi x = \Phi \Psi \alpha$, Basis Pursuit involves solving the following convex optimization problem:

$$\alpha = \underset{\alpha \in \mathbb{C}^N}{\operatorname{argmin}} \|\Phi \Psi \alpha\|_1 \quad \text{s.t.} \quad \Phi \Psi \alpha = y, \quad (\text{BP})$$

where W is a diagonal weighting matrix with the norm of the columns of $\Phi \Psi$ in its main diagonal and zeros elsewhere. In the de-clipping problem, we also know that samples clipped by the upper limit must have values greater or equal than C_u , and samples clipped by the lower limit must have values smaller or equal than C_l . We can then propose a version of Basis Pursuit with clipping constraints:

$$\begin{aligned} \alpha &= \underset{\alpha \in \mathbb{C}^N}{\operatorname{argmin}} \|\Phi \Psi \alpha\|_1 \\ \text{s.t.} \quad &\Phi \Psi \alpha = y, \quad \Psi_u \alpha \geq C_u, \quad \Psi_l \alpha \leq C_l. \end{aligned} \quad (\text{BPCC})$$

Another technique commonly used in CS is ‘‘Reweighted ℓ_1 minimization’’ [8]. In its original formulation, this method iterates over a weighted version of (BP), adjusting the weights based on the solution obtained in the previous iteration. This method typically has better signal recovery performance than Basis Pursuit but at the expense of a higher computational load. We adapt this method to the de-clipping problem by replacing (BP) at each iteration with (BPCC). We dub this method Reweighted ℓ_1 with Clipping Constraints ($\text{R}\ell_1\text{CC}$). Algorithm 1 shows the complete method.

²The exceptions are harmonics of frequency 0 or π , which contribute only one DFT coefficient each.

Algorithm 1 Reweighted ℓ_1 minimization with clipping constraints ($R\ell_1CC$)

input: $\Phi, \Psi, \Psi_u, \Psi_l, y, C_l, C_u, \ell_{max}, \epsilon, \delta$
 $\ell = 1, W_i^{(1)} = 1, i = 1, \dots, N$
repeat
 $\alpha^{(\ell)} = \arg \min \|W^{(\ell)}\alpha\|_1$
s.t. $\Phi\Psi\alpha = y, \Psi_u\alpha \geq C_u, \Psi_l\alpha \leq C_l$
 $W_i^{(\ell+1)} = \frac{1}{|\alpha_i^{(\ell)}| + \epsilon}, i = 1, \dots, N$
 $\ell = \ell + 1$
until $\ell \geq \ell_{max} + 1$ **or** $\|\alpha^{(\ell)} - \alpha^{(\ell-1)}\|_2 < \delta$
output: $\alpha^{\ell-1}$

We test these three approaches with the signal $x(n) = \sin(2\pi n/N + \pi/4)$ for $N = 128$. Figure 1(a) shows the result for a clipping level of ± 0.75 , at which there are 70 non-clipped samples, and Fig. 1(b) shows the result for a clipping level of ± 0.72 , at which there are 66 non-clipped samples. These numbers of non-clipped samples³ correspond to the transition between the recovery and non-recovery zones of operation of (BP) and (BPCC).

In this experiment and in others (see Sec. IV), we observe that adding clipping constraints to Basis Pursuit does not help to perfectly recover signals with lower clipping thresholds. $R\ell_1CC$, on the other hand, can recover signals with more significant levels of clipping. This improvement of $R\ell_1CC$ over (BP) and (BPCC) is actually substantially better than is typically observed in CS [8].

Thinking in terms of CS principles, the Restricted Isometry Property (RIP) [4] is commonly used for theoretical analysis of compressive measurement operators. The RIP can be shown to hold with high probability for a randomly generated matrix with a small number of rows, and when it holds, such a matrix can be used to exactly recover any sparse signal (up to a certain sparsity level). This perspective is not the right one to analyze the de-clipping problem, however, and it cannot be used to explain why (BP) and (BPCC) fail in the previous example. First, since the matrix $\Phi\Psi$ is not random, we cannot use any of the standard probabilistic tools to predict whether it will satisfy the RIP. Second, while the RIP guarantees that a fixed measurement matrix can be used to recover *any* sparse signal, in the de-clipping problem the matrix $\Phi\Psi$ is relevant *only* for the small set of signals that, when clipped, actually produce the samples given by this matrix. In other words, Φ itself is dependent on the unknown signal x . This dependency is not only unusual in CS, it is also contrary to what makes a measurement matrix favorable in CS: while random matrices tend to capture a representative sample of signal entries, both large and

³Due to the nature of this signal $x(n)$, it is not possible to set the clipping level so that the number of non-clipped samples is between 66 and 70.

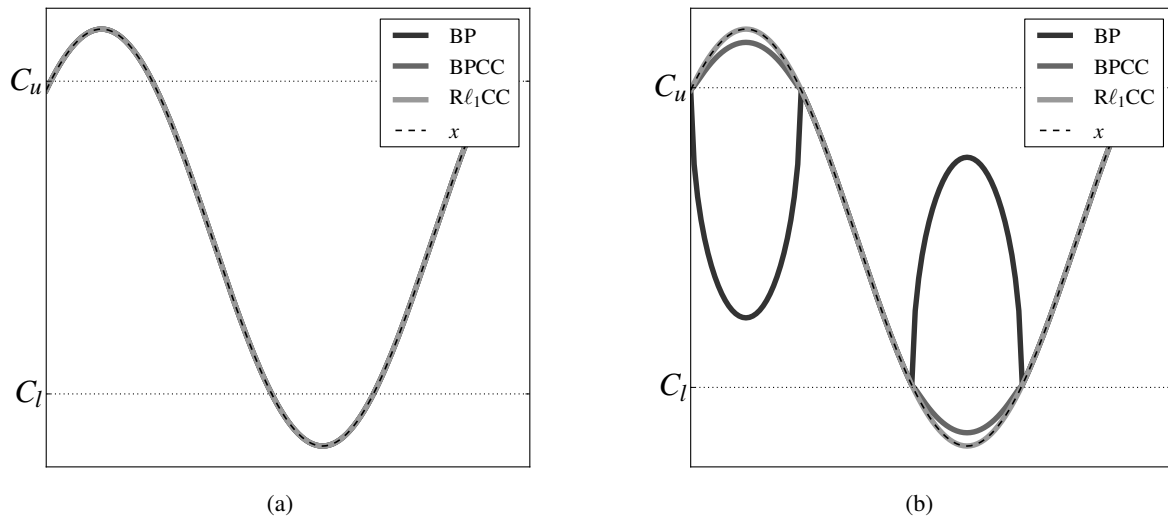


Fig. 1: Reconstruction of $x(n) = \sin(2\pi n/N + \pi/4)$ by (BP), (BPCC), and Algorithm 1 (Rl_1CC). (a) Clipping level ± 0.75 . All three approaches recover the signal. (b) Clipping level ± 0.72 . Only Rl_1CC recovers the signal exactly.

small, the clipping process deliberately excludes all of the large signal entries and keeps only the small ones.

III. TRIVIAL PURSUIT WITH CLIPPING CONSTRAINTS

Let us note that the DFT of the clipped signal x_c contains, in addition to the harmonics introduced by the clipping process, all of the harmonics present in the original signal x . Interestingly, the harmonics with the biggest magnitude typically coincide with the ones from the original signal. Figure 2 shows an example for a signal with sparsity level $K = 10$ clipped at an amplitude corresponding to 20% of its peak value. We see that the 5 biggest harmonics of x_c are at the same locations as the 5 harmonics of x . Our second proposed de-clipping algorithm exploits this observation.

The method is very simple and consists of two stages. First, we identify the support (the location of the non-zero Fourier coefficients) of the signal. Second, we estimate the value of the coefficients on this support using a least-squares approach, similar to that used in other greedy methods such as Matching Pursuit or OMP [5]. If we know the sparsity level K *a priori*, we can estimate the support simply by finding the K biggest harmonics of x_c . In the more general case where we do not know K , we select the elements of the support one at a time in a greedy manner, until the reconstruction error on the non-clipped samples is small enough.

Algorithm 2 shows a detailed description of the method. In the **match** step we compute the DFT of the clipped signal—*this happens only once*. Then we repeat the following steps until the residual r is

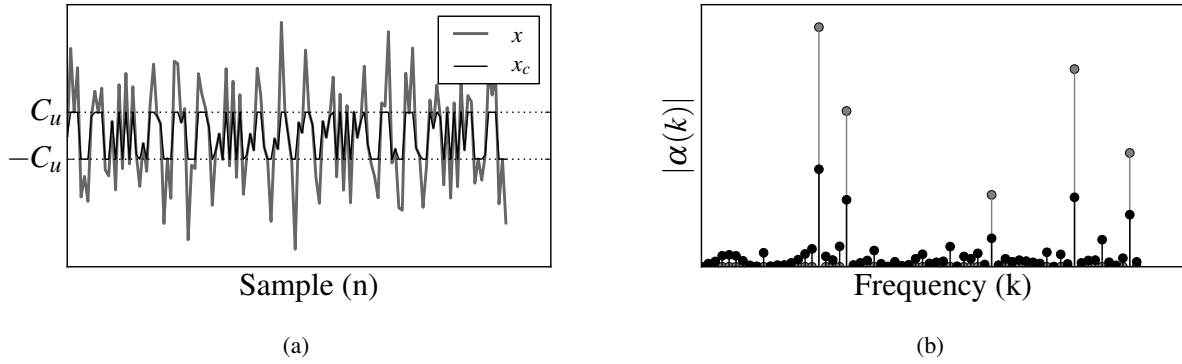


Fig. 2: Support estimation using the DFT of the clipped signal. (a) A signal x with sparsity level $K = 10$ and its clipped version x_c , with $C_u/\|x\|_\infty = 0.2$, corresponding to $M = 40$ non-clipped samples. (b) DFT of x and x_c for $0 \leq k < \frac{N}{2}$. Note that the 5 biggest harmonics of x_c are at the same locations as the harmonics of x .

Algorithm 2 Trivial Pursuit with Clipping Constraints

input: $\Phi, \Psi, x_c, y, \epsilon$
initialize: $r = y, \Lambda^{(1)} = \emptyset, \ell = 1$
match: $h = \text{DFT}\{x_c\}$ (indexed from 0 to $N - 1$)
while $\|r\|_2 > \epsilon$ **do**
 identify: $k = \text{argmax}_{0 \leq j \leq \frac{N}{2}} |h(j)|$
 $\Lambda^{(\ell+1)} = \Lambda^{(\ell)} \cup \{k, (N - k) \bmod N\}$
 $h(k) = 0$
 update: $\alpha = \text{argmin}_{z: \text{supp}(z) \subseteq \Lambda^{(\ell+1)}} \|y - \Phi\Psi z\|_2$
 $r = y - \Phi\Psi\alpha$
 $\ell = \ell + 1$
end while
output: $\hat{x} = \Psi\alpha = \Psi \text{argmin}_{z: \text{supp}(z) \subseteq \Lambda^{(\ell)}} \|y - \Phi\Psi z\|_2$

arbitrary small (we use $\epsilon = 10^{-6}$ in our experiments). In the **identify** step we add the indices associated with the current largest harmonic to the support index set Λ , and we then set those coefficients to zero to avoid selecting them again in the next iteration. In the **update** step we compute the DFT coefficients of a signal—restricted to the support Λ —that best approximates the non-clipped samples y in a least-squares sense. Note that the coefficients α_Λ on this support are easily computed as $\alpha_\Lambda = (\Phi\Psi)_\Lambda^\dagger y$, where $(\Phi\Psi)_\Lambda^\dagger$ is the pseudoinverse of the columns of $\Phi\Psi$ indexed by Λ .

Although perhaps not evident at first sight, Algorithm 2 corresponds to a modified version of the method known as Trivial Pursuit (TP) [5], [9]. Given a set of non-clipped linear measurements $y = \Phi x = \Phi\Psi\alpha$, TP would estimate the support of α simply by computing the score $h_{TP} = (\Phi\Psi)^T y$ and selecting

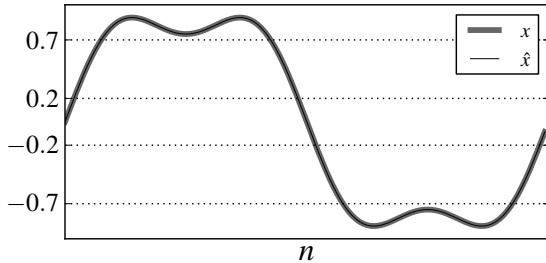


Fig. 3: Recovering a two-tone signal using TPCC. The clipping level $C_u = 0.7$ is just below the high-frequency “bumps”. It is possible to recover the signal with a clipping level down to $C_u = 0.2$. We set the signal length to $N = 128$.

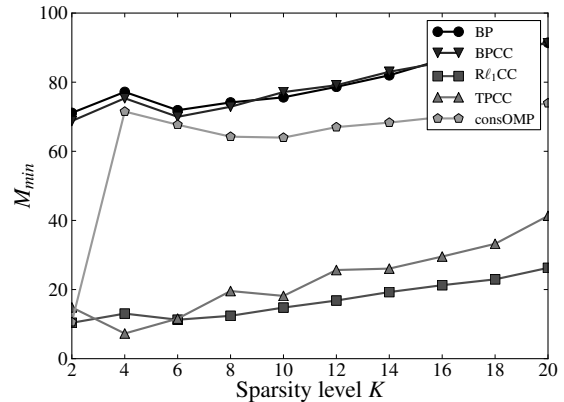


Fig. 4: Recovering a clipped signal using BP, BPCC, constraint-OMP, $R\ell_1CC$, and TPCC. We plot the average minimum number of non-clipped samples M_{min} required to recover signals of different sparsity levels K .

the indices of the largest entries of h_{TP} . We can write $h_{TP} = (\Phi\Psi)^T y = \Psi^T \Phi^T y$ and note that the vector $\Phi^T y \in \mathbb{R}^N$ corresponds to a zero-padded version of y with the non-clipped samples at the proper locations. Since multiplying by Ψ^T is equivalent to computing the DFT of a vector, h_{TP} is in fact the DFT of the zero-padded version of y . The vector h computed in the **match** of Algorithm 2 is actually very similar to h_{TP} , except that instead of computing the DFT of the zero-padded version of y , we compute the DFT of x_c , which is equal to y padded with the clipped values instead of zeros. In other words, Algorithm 2 exploits the knowledge of the clipped values. For this reason we dub our method TPCC.

To illustrate the effectiveness of TPCC we experiment with the signal $x(n) = \sin(2\pi n/N) + 0.25 \sin(2\pi 3n/N)$ of length $N = 128$. We clip this signal, shown in Fig. 3, at a level just below the “bumps”. It might seem impossible to recover the signal once the oscillations due to the third harmonic are missing. Remarkably, however, TPCC not only recovers this signal at the clipping level of $C_u = 0.7$, but it can even recover this signal down to the clipping level of $C_u = 0.2$, at which point there are only 10 non-clipped samples.

Although TP is arguably the simplest reconstruction method for sparse signals in CS, it also is one of the poorest performing in terms of the number of measurements required for successful signal recovery [5]. For this reason it is quite surprising that in this experiment and in others (see Sec. IV) TPCC can be so

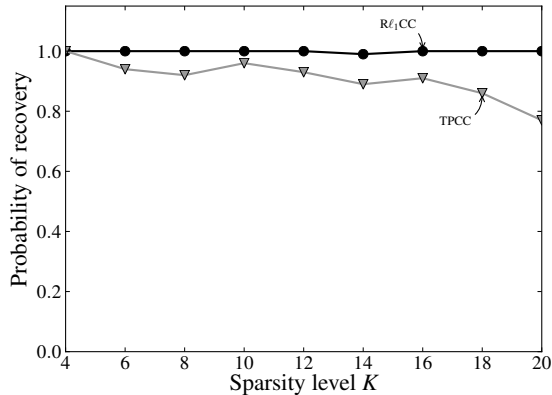


Fig. 5: Recovering a clipped signal using $R\ell_1CC$ and TPCC. We plot the probability of perfect recovery as a function of the sparsity level K for $M = 70$ non-clipped samples.

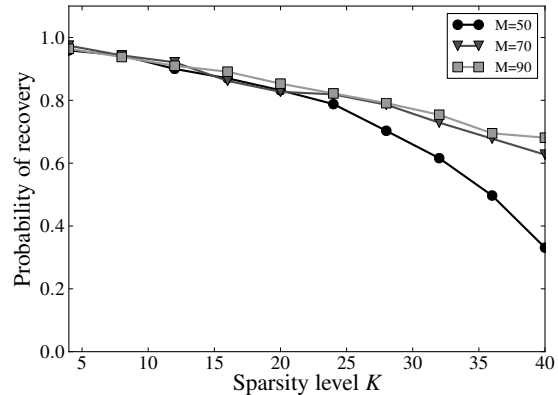


Fig. 6: Recovering a clipped signal using TPCC. We plot the probability of perfect recovery as a function of the sparsity level K for different numbers of non-clipped samples M .

effective for de-clipping sparse signals.

IV. EXPERIMENTAL RESULTS

In this section we empirically evaluate the methods described previously. We also compare with *constraint*-OMP.⁴ For all experiments that follow we generate, for each value of the sparsity level K , signals of length $N = 128$ having K non-zero coefficients with frequencies selected randomly, amplitudes chosen randomly from a uniform distribution between 0.5 and 1.5, and phases selected randomly.⁵

In the first experiment, we find the average minimum number M_{min} of non-clipped samples required to recover a signal as a function of K . We compute the average over 100 simulation runs. Figure 4 shows the results. BP and BPCC perform very poorly, being unable to recover the original signal except when the clipping is very mild. *Constraint*-OMP performs better, while TPCC and $R\ell_1CC$ perform much better still. In fact, both TPCC and $R\ell_1CC$ can reliably recover the signal using a number of non-clipped samples that is not much larger than K , while BP and BPCC require a number of non-clipped samples much closer to N .

⁴We have found that *constraint*-OMP exhibits better performance with signals sparse in the Direct Cosine Transform (DCT) domain than with signals sparse in the DFT domain. We thus use the DCT as the sparsity basis for testing this method.

⁵MATLAB code is available at <https://github.com/aweinstein/declipping>.

In the second experiment, we compare $R\ell_1CC$ and TPCC in a different way. We fix the number of non-clipped samples to $M = 70$ and plot the probability of perfect recovery (declared when $\|x - \hat{x}\| \leq 10^{-3}$) as a function of the sparsity level K . Figure 5 shows the results using 100 trials for each combination of M and K . Although $R\ell_1CC$ performs somewhat better than TPCC, it is important to underscore that TPCC requires significantly fewer computations.

In the final experiment, we examine the performance of TPCC more closely. We plot the probability of perfect recovery as a function of K for different values of M . Figure 6 shows the results using 500 simulation runs for each combination of M and K . As expected, the probability of recovery increases as the sparsity level K decreases, and as the number of non-clipped samples M increases. Again, in general, we can expect a high probability of recovery from TPCC (over our random signal model) when M is a small multiple of K .

V. CONCLUSIONS

We have presented two methods for restoring a clipped signal using the model assumption of sparsity in the frequency domain. Both techniques can be extended to account for noise, and preliminary experiments on noisy signals are promising although space limitations prevent us from discussing this more deeply. One of our methods, TPCC, is particularly simple to implement; its running time is dominated by the computation of the DFT and the solution of the least-squares problem, and it is significantly faster than $R\ell_1CC$.

Our algorithms are inspired by existing techniques from the field of CS, and the performance we achieve (where the requisite number of non-clipped samples M scales with K) is fully in line with the state-of-the-art performance in CS. This is in spite of the fact that standard RIP analysis does not apply to the de-clipping problem and that the measurement operator in our problem is non-random and signal-dependent. Insight from CS would suggest that this signal dependence could be catastrophic for standard sparse approximation algorithms. Thus, we believe that further work is warranted to understand why even a simple algorithm such as TPCC can succeed in the de-clipping problem when much more complicated algorithms are required in CS.

REFERENCES

- [1] J. S. Abel and J. O. Smith, "Restoring a clipped signal," in *Proc. Int. Conf. Acoustics, Speech and Signal Processing (ICASSP)*, 1991.
- [2] S. J. Godsill, P. J. Wolfe, and W. N. Fong, "Statistical model-based approaches to audio restoration and analysis," *J. New Music Res.*, vol. 30, no. 4, pp. 323–338, Dec. 2001.

- [3] T. Olofsson, “Deconvolution and model-based restoration of clipped ultrasonic signals,” *IEEE Trans. Instrum. Meas.*, vol. 54, no. 3, pp. 1235–1240, Jun. 2005.
- [4] E. J. Candès, “Compressive sampling,” in *Proc. Int. Congr. Math.*, vol. 17, no. 4, Spain, Jan. 2006.
- [5] M. Elad, *Sparse and Redundant Representations*. New York, NY: Springer, 2010.
- [6] J. F. Gemmeke, H. Van Hamme, B. B. Cranen, and L. Boves, “Compressive Sensing for missing data imputation in noise robust speech recognition,” *IEEE J. Sel. Top. Signal Process.*, vol. 4, no. 2, pp. 272–287, Apr. 2010.
- [7] A. Adler, V. Emiya, M. G. Jafari, M. Elad, R. Gribonval, and M. D. Plumbley, “A Constrained Matching Pursuit approach to audio declipping,” in *Proc. Int. Conf. Acoustics, Speech and Signal Processing (ICASSP)*, 2011.
- [8] E. J. Candès, M. B. Wakin, and S. P. Boyd, “Enhancing sparsity by reweighted ℓ_1 minimization,” *J. Fourier Anal. Appl.*, vol. 14, no. 5, pp. 877–905, Nov. 2008.
- [9] D. Baron, M. F. Duarte, M. B. Wakin, S. Sarvotham, and R. G. Baraniuk, “Distributed Compressive sensing,” *Preprint*, Jan. 2009. [Online]. Available: <http://arxiv.org/abs/0901.3403>