

The NA61/SHINE long target pilot analysis for T2K

Nicolas Abgrall

on behalf on the NA61/SHINE collaboration

Département de Physique Nucléaire et Corpusculaire (DPNC), University of Geneva, 24 quai Ernest Ansermet, 1205, Geneva, Switzerland

E-mail: nicolas.abgrall@cern.ch

Abstract. The NA61/SHINE collaboration performed measurements of pC interactions at 31 GeV/c beam momentum with a full size replica of the T2K target (1.9 interaction length) during a pilot run in 2007. Larger statistics runs were also conducted in 2009 and 2010. The NA61/SHINE setup consists in a large acceptance spectrometer located on the H2 beamline of the SPS at CERN. For the first time, the kinematical phase space of interest for an accelerator based neutrino experiment (i.e. kinematical phase space of pions/kaons exiting the target and producing neutrinos in the direction of the near and far detectors) is fully covered by a single hadron production experiment. In a first stage, yields of positively charged pions were measured at the surface of the target. The analysis of the 2007 data set presented here demonstrates that **a)** high quality long target data were successfully taken with the NA61/SHINE apparatus, and **b)** for the first time, the T2K neutrino flux predictions can effectively be re-weighted with the NA61/SHINE long target data.

Invited paper to NUFAC11, XIIIth International Workshop on Neutrino Factories, Super Beams and Beta Beams, 1-6 Aug. 2011, CERN and University of Geneva, submitted to IOP conference series.

1. Motivations for long target measurements for T2K

A prediction of the neutrino beam content at the T2K ([1], [2]) far detector is given in table 1. The ν_μ flux is predominantly ($\sim 95\%$) produced by the decay in flight of positively charged pions focused by the magnetic horns of the beamline. While $\sim 30\%$ of the ν_e flux is produced from the decay of positively charged kaons, $\sim 50\%$ of it is due to muons produced in the decay of the same charged pions that generate the ν_μ flux. Thus, in a first stage, pion production data will constrain both ν_μ and ν_e fluxes.

Table 1. Composition of the neutrino beam and its various species at the far detector. Integrated values are quoted. Predictions obtained with the GCALOR model and horn currents set to 320 kA each (T2K was running with horn currents of 250 kA in 2010/11).

ν species	Flux		Source									
			π^+ or π^-		K^+ or K^- (K2)		K^+ or K^- (K3)		K_L^0		μ^+ or μ^-	
	Abund.	$\langle E_\nu \rangle$	%	$\langle E_\nu \rangle$	%	$\langle E_\nu \rangle$	%	$\langle E_\nu \rangle$	%	$\langle E_\nu \rangle$	%	$\langle E_\nu \rangle$
ν_μ	1.0	0.79	95.1	0.64	4.5	4.0	0.24	1.93	0.1	2.05	0.01	0.75
$\bar{\nu}_\mu$	0.0701	1.14	85.8	1.05	4.6	3.1	0.2	1.56	1.3	2.05	8.0	0.68
ν_e	0.0110	1.40	1.0	1.48	—	—	33.0	2.25	12.5	2.38	53.3	0.64
$\bar{\nu}_e$	0.0017	2.18	0.4	2.32	—	—	14.7	1.84	77.6	2.38	7.2	0.75

In terms of hadron production measurements, the pion contribution to the ν_μ flux at the far detector can be decomposed into a *direct* component and a *target* component. The first

contribution accounts for pions directly produced in the proton primary interaction (secondary pions) or in the decay of a secondary particle. The *target* contribution refers to all pions exiting the target or pions produced in the decay of an outgoing particle. The dependence of these contributions on the neutrino energy is depicted in figure 1 (left and middle panels). While the direct component contributes to $\sim 60\%$ of the ν_μ flux at the beam peak energy of 600 MeV, the target contribution contributes to $\sim 90\%$ of the flux. Thus, thin target measurements ($p + C \rightarrow \pi^+ + X$ at 30 GeV) for T2K would constrain up to 60% of the ν_μ flux prediction at the far detector, the remaining 40% being produced in secondary interactions in the target and elements of the beamline. Long target measurements would constrain up to 90% of the flux prediction and only 10% of the flux due to secondary interactions out of the target would require constraints from other data.

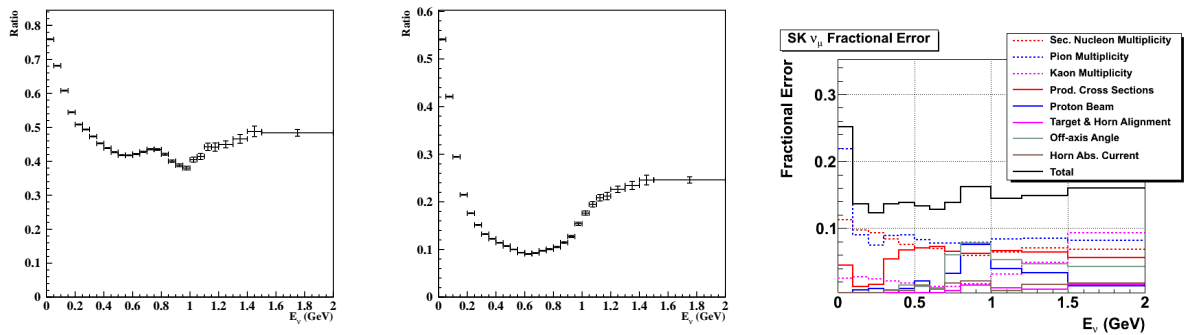


Figure 1. Ratio of (1-direct) [left] and (1-target) [middle] to total contribution for the ν_μ flux at the far detector. Current error envelopes for the ν_μ flux at the far detector [right] (for the analysis described in [4]).

As depicted in figure 1 (right panel), the total fractional error on the T2K ν_μ flux prediction ([3], [4]) at the far detector is $\sim 15\%$ at the beam peak energy. Uncertainties account for two main contributions: uncertainties related to the beamline setting (e.g. beam optics, beam direction, alignment and currents of the focusing horns) and those related to the re-weighting of the neutrino flux based on the NA61/SHINE thin target data [5]. The fractional error at the beam peak energy is dominated by uncertainties from the second contribution (i.e. pion/kaon multiplicity, secondary nucleon multiplicity and production cross sections). In particular, uncertainties on the re-weighting of secondary nucleon and production cross sections for secondary interactions are applied to $\sim 40\%$ ($\sim 10\%$) of the flux in the case of the thin (long) target based re-weighting. These uncertainties rely on interpolation between sparse data sets and are often poorly known. In the case of a long target based re-weighting of the neutrino flux predictions, all these contributions in the target are taken into account at once and there is no need for error prone estimates of secondary interactions. Long target data are therefore needed to obtain a 5% or better precision on the absolute flux prediction.

2. The NA61/SHINE long target measurements for T2K

The 2007 NA61/SHINE pilot data were taken with a replica of the T2K target at 30 GeV beam energy. The NA61/SHINE spectrometer consists in a set of 5 time projection chambers (TPCs) complemented by an array of time-of-flight (ToF) detectors located downstream of the TPCs, allowing for a full coverage of the forward pion production of interest for T2K (i.e. phase space of pions exiting the target and producing neutrinos in the direction of the far detector). Details of the experimental setup are given elsewhere [5]. The trajectory of each beam proton is reconstructed with a set of beam position detectors that allow to determine the position of the beam impact on the upstream face of the target. The usage of the ToF in the analysis assures

that selected tracks in the TPCs originate from single proton interactions in the target. Data can therefore be normalized to the total number of protons on target (POT).

Tracks reconstructed in the TPCs are extrapolated back through the magnetic field from their first measured point to the surface of the target. A point-of-closest-approach is found between the trajectory of the track and the surface of the target once the relative alignment of the beam and target is determined by using both beam and TPC tracks. For the 2007 pilot run, the target was tilted with respect to the beam axis in both horizontal (~ 5 mrad) and vertical (~ 2.8 mrad) directions. Tilts were taken into account in the extrapolation procedure and effects on the outgoing pion yields studied with dedicated Monte-Carlo simulations. The target is split into 5 equistant bins of 18 cm each, and a last bin that corresponds to the downstream face of the target covering the very forward (below 40 mrad) pion production. Analysis cuts are optimized to improve the momentum and polar angle resolutions at the first measured point on track that determine the achievable resolutions on target, estimated to $\sigma_z = 5$ cm, $\sigma_p/p = 3\%$ and $\sigma_\theta/\theta = 6\%$ for the longitudinal, momentum and polar angle resolutions respectively. As depicted in figure 2 (left panel), tracks can effectively be reconstructed on the surface of the target. The analysis coverage extends up to 20 GeV/c in the forward production region (< 40 mrad) and covers angles up to 280 mrad at lower momentum.

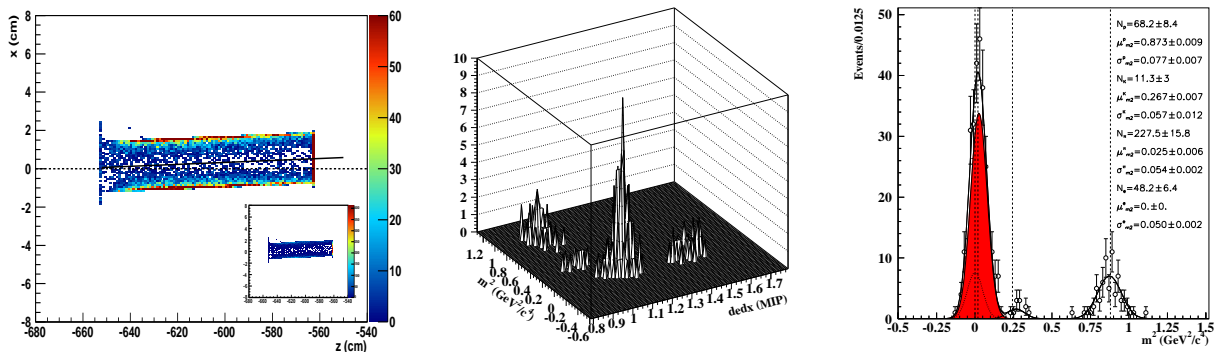


Figure 2. Distribution of the point-of-closest-approach on target in the x-z projection [left], data distribution in the $\{ToF, dE/dx\}$ phase space for $40 < \theta < 100$ mrad and $2.4 < p < 3.2$ GeV/c [middle], and projection of the fit result along the ToF axis [right].

The particle identification (PID) relies on both the energy loss (dE/dx) measurement in the TPCs and the time-of-flight signal that is used to compute a mass squared value. The combination of the two signals provides a powerful PID over a large momentum range in the $\{ToF, dE/dx\}$ phase space. Yields of positively charged pions exiting the target are extracted in bins of (p, θ, z) using a 2d-likelihood minimization (see figure 2, middle and right panels). Figure 3 shows that yields of positively charged pions can effectively be measured at the surface of the target.

The FLUKA simulation package [7] used in the T2K beam simulation has been interfaced to the NA61/SHINE simulation chain and a PID based on data parameterizations implemented for the Monte-Carlo. Data and Monte-Carlo are processed identically with the same reconstruction chain and PID analysis. Thus, reconstructed yields of positively charged pions can be compared between data and Monte-Carlo prior to any corrections necessary to get absolute yields (e.g. acceptance and decay corrections, reconstruction efficiency, etc). Comparisons of the FLUKA predictions to the NA61/SHINE long target data are also shown in figure 3. More details are given in [6].

The direct comparison of Monte-Carlo to data after reconstruction simplifies the computation of re-weighting factors due to the cancelation of all common Monte-Carlo based corrections. Re-

weighting factors for FLUKA based on the NA61/SHINE long target data are illustrated in figure 4. Current uncertainties on the obtained re-weighting factors are dominated by the statistical uncertainty which is typically 10% due to the very poor statistics of the 2007 pilot data for the T2K replica target. Systematic uncertainties are currently within 5-7%.

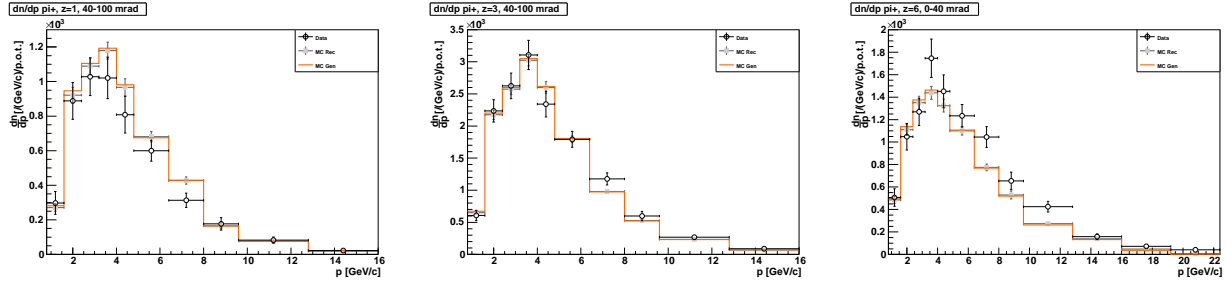
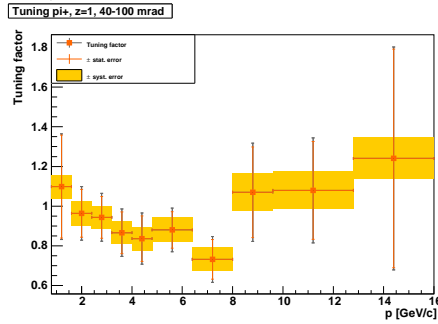


Figure 3. Spectra of positively charged pions normalized to the bin size and to the number of protons on target over the most upstream bin [left] and central bin [middle] of the target for $40 < \theta < 100$ mrad, and over the downstream face of the target [right] for $0 < \theta < 40$ mrad. Error bars for data (empty dots) and Monte-Carlo (gray squares) show the total error (sum in quadrature of the statistical and systematic errors). Orange histograms show the true π^+ yields in acceptance (simulated tracks matched to reconstructed tracks).



Systematic error	dependence	estimation	value
Particle identification	p	MC	1-5%
Normalization	global	Data	1.4%
ToF efficiency	(p, θ)	Data	< 3%
Beam momentum	global	MC	< 3%
Target density	global	MC	< 3%
Target alignment	global	MC	3%

Figure 4. Re-weighting factors for positively charged pions over the most upstream bin of the target for $40 < \theta < 100$ mrad [left]. Total (gray) and statistical (orange) uncertainties are shown by error bars, systematic uncertainties by shaded regions. Breakdown of systematic uncertainties [right]. Only sources of errors that do not cancel in the calculation of the re-weighting factors are listed.

Statistical uncertainties will be reduced with the 2009/2010 long target data sets, and further improvements are expected (in particular for the target alignment) to reduce the systematic uncertainties down to 5% or better. The pilot analysis of the 2007 NA61/SHINE long target data demonstrates that the T2K neutrino flux predictions can effectively be re-weighted with long target data. A first preliminary re-weighting of the ν_μ flux prediction at the far detector was already implemented and compared to the prediction based on the 2007 NA61/SHINE thin target data ([5], [6]).

References

- [1] Y. Itow et al. [T2K Collaboration], 2001, arXiv:hep-ex/0106019
- [2] K. Abe et al. [T2K Collaboration], 2011, arXiv:1106.1238v2, doi:10.1016/j.nima.2011.06.067
- [3] T2K Technical Note, T2K-TN-054, available on www.t2k.org
- [4] K. Abe et al. [T2K Collaboration], Phys. Rev. Lett., **107**, 041801, 2011
- [5] N. Abgrall et al. [NA61/SHINE Collaboration], Phys. Rev., **C84**, 034604, 2011
- [6] N. Abgrall, PhD thesis, submitted to the CERN Document Server
- [7] A. Fasso, A. Ferrari, J. Ranft and P.R. Sala, CERN-2005-10, INFN/TC_05/11, SLAC-R-773